2011 GEOLOGICAL (DIAMOND DRILLING) REPORT ON THE CACHE CREEK PROPERTY

Harlan, Cam and GEF claims

Located in the Dall Mountain area

Mayo Mining District

NTS Mapsheets 105O/3,4,5,6

63° 14’ 37” North Latitude

131° 39’ 43” West Longitude

YB81297 – YB81304, Cam 1-8; YD73419 – YD73420, Gef 29-30; YD73450 – YD73453, Gef 60-63; YD73488, Gef 98; YD102876; YD102878, Gef 434; 436; YD102903; YD102905 – YD102906, Gef 461; 463-464; YD102929 – YD102930 Gef 487 – 488; YD102949 – YD102950 Gef 507 – 508; YD102961 – YD102962 Gef 519 – 520; YD135027 – YD135029, GEF 557 – 559; YD135056 – YD135059, GEF 586 – 589; YD135084; YD135086; YD135088, GEF 614; 616, 618; YD135090; YD135092; YD135094, GEF 620; 622; 624; YD135096; YD135098; YD135100, GEF 626; 628; 630; YD135102; YD135104; YD135106, GEF632; 634; 636; YD135118; YD135119; YD135126, GEF 648, 649, 656; YD135127; YD135134 – YD135137, GEF 657; 664-667; YB97938 – YB97942, Harlan 3 – 7; YB97944 – YB97958, Harlan 9 – 23; YB97974 – YB97985, Harlan 39 – 50; YB97990 – YB98004; YB98006, Harlan 55 – 69; 71; YB98562; YB98564 – YB98573, Harlan 263; 265 – 274; YB98575 – YB98582, Harlan 276 – 283; YD73391 – YD73418, Gef 1 – 28; YD73421 – YD73449, Gef 31 -59, YD73455 – YD73487, Gef 65 – 97; YD73489 – YD73802, Gef 99 – 412; YD102855 – YD102875, Gef 413 – 433; YD102877; YD102879 – YD102902, Gef 435; 437 – 460; YD102907 – YD102928, Gef 465 – 486; YD102931 – YD102948, Gef 489 – 506; YD102951 – YD102960, Gef 509 – 518, YD102963 – YD102972, Gef 521 – 530; YD135001 – YD135026, GEF 531 – 556; YD135030 – YD135055, GEF 560 – 585; YD135060 – YD135083, GEF 590 – 613; YD135085; YD135087; YD135089, GEF 615; 617; 619; YD135091; YD135093; YD135095, GEF 621; 623; 625; YD135097; YD135099; YD135101, GEF627; 29; 631; YD135103; YD135105; YD135107, GEF 633; 635; 637; YD135108 – YD135117, GEF 638 – 647; YD135120 – YD135125, GEF 650 – 655; YD135128 – YD135133, GEF 658 – 663

Prepared for: GOLDEN PREDATOR CANADA CORP.

Author: Jeff A. Cary, M. Sc.

March 2012

Dates work performed: June 1, 2011 – December 31, 2011

Contents Pg

1.0 Introduction
- *1.1 Introduction 5*
- *1.2 Participating Personnel 5*
- *1.3 Agreement 5*

2.0 Property Location, Claim Data and Access
- *2.1 Location 5*
- *2.2 Claim Data 6*
- *2.3 Access 7*

3.0 Physiography 7

4.0 History and Previous Work 8
- *4.1 Viceroy Exploration (Canada)* 8
- *4.2 NovaGold Resources, Inc 8*
- *4.3 SpectrumGold, Inc* 8
- *4.4 Alexco* 8
- *4.5 Golden Predator Canada Corp* 9

5.0 Geology 9
- *5.1 Geologic Setting* 9
- *5.2 Property Geology* 11

6.0 Mineralization 12

7.0 2010 Exploration 13
- *7.1 Exploration* 13
- *7.2 Drilling* 13
- *7.3 Collar Surveys* 14
- *7.4 Sampling Methodology* 14
- *7.5 Results* 15

8.0 Conclusions 16

9.0 Selected References 16

10.0 Expenditures 17

11.0 Statement of Qualifications 18

LIST OF FIGURES

1.1 Location Map of the Cache Creek Project

LIST OF TABLES

2.1 List of Quartz Mining Claims
7.1 Drill Hole Collar Locations
7.2 Gold Assay Intervals

LIST OF APPENDICES

Appendix 1 2011 Cache Creek Claim Map
Appendix 2 2011 Cache Creek Regional Geology Map
Appendix 3 2011 Cache Creek Drill Hole Location Map
Appendix 4 2011 Cache Creek Geologic Drill Logs
Appendix 5 2011 Cache Creek Assay Certificates
Appendix 6 2011 Cache Creek Drill Sample Intervals

1.0 Introduction

1.1 Introduction

The Cache Creek project is located 150 kilometers north/northeast of the village of Ross River, Yukon Territory, Canada. The project consists of 740 contiguous quartz claims located in the Mayo Mining District and the claims cover approximately 34,507 hectares. The project is accessed by helicopter from the Mayo or Faro, Yukon airstrips. The 2011 exploration program consisted of six diamond drill holes totaling 2,029 meters. The project was previously known as Harlan.

1.2 Participating Personnel

The 2011 exploration program was funded and operated by Golden Predator Canada Corp. with its corporate headquarters in Vancouver, British Columbia, Canada. Kluane Drilling of Whitehorse, Yukon provided the diamond core drilling services; Alcan Air of Whitehorse, Yukon provided fixed wing transportation and Horizon Helicopters of Whitehorse, Yukon provided helicopter transportation. Geological and logistical services were provided by the Golden Predator Canada Corp. Whitehorse, Yukon staff. Expediting services were provided by C.O.R.E. Expediting of Whitehorse, Yukon. All drill core sample assay work was performed by ALS/Chemex and Acme Laboratories with offices in Whitehorse, Yukon and Vancouver, British Columbia.

1.3 Agreement

Golden Predator Canada Corp has the option to earn 51-75% interest in 120 quartz claims owned by Alexco Exploration Canada Corp. subject to certain staged exploration and development expenditures over a five year period. Golden Predator owns 100% in the remaining 640 quartz claims. All of the claims covered by this assessment report are listed in Table 2.

2.0 Property Location, Claim Data and Access

2.1 Location

The Cache Creek project is located approximately 150 kilometers north-northeast of the Ross River in central Yukon Territory. The Cache Creek project consists of 740 contiguous quartz claims covering approximately 34,507 hectares. The claims are located in the Mayo Mining District on NTS map sheets 105O/03, 105O/04, 105O/05 and 105O/06, centered at 63° 14’ 37” north latitude and 131° 39’ 43” west longitude. The claims are located in the immediate vicinity of Dall Mountain south of the Hess River drainage.

2.2 Claim Data

Claims covered by this assessment report are listed in the Table 2.1 below and are shown in Appendices II. The Cache Creek property consists of 740 quartz claims covering an area of approximately 34,507 hectares.

Grant Number	Claim Name	Claim No.	Claim Owner	NTS Map Number
YB81297 – YB81304	Cam	1-8	Alexco Resources	105O-03/04/05/06
YD73419 – YD73420	Gef	29-30	Golden Predator	105O-03/04/05/06
YD73450 – YD73453	Gef	60-63	Golden Predator	105O-03/04/05/06
YD73488	Gef	98	Golden Predator	105O-03/04/05/06
YD102876; YD102878	Gef	434; 436	Golden Predator	105O-03/04/05/06
YD102903; YD102905 – YD102906	Gef	461; 463-464	Golden Predator	105O-03/04/05/06
YD102929 – YD102930	Gef	487 - 488	Golden Predator	105O-03/04/05/06
YD102949 – YD102950	Gef	507 - 508	Golden Predator	105O-03/04/05/06
YD102961 – YD102962	Gef	519 - 520	Golden Predator	105O-03/04/05/06
YD135027 – YD135029	GEF	557 - 559	Golden Predator	105O-03/04/05/06
YD135056 – YD135059	GEF	586 - 589	Golden Predator	105O-03/04/05/06
YD135084; YD135086; YD135088	GEF	614; 616, 618	Golden Predator	105O-03/04/05/06
YD135090; YD135092; YD135094	GEF	620; 622; 624	Golden Predator	105O-03/04/05/06
YD135096; YD135098; YD135100	GEF	626; 628; 630	Golden Predator	105O-03/04/05/06
YD135102; YD135104; YD135106	GEF	632; 634; 636	Golden Predator	105O-03/04/05/06
YD135118; YD135119; YD135126	GEF	648, 649, 656	Golden Predator	105O-03/04/05/06
YD135127; YD135134 – YD135137	GEF	657; 664-667	Golden Predator	105O-03/04/05/06
YB97938 – YB97942	Harlan	3 - 7	Alexco Resources	105O-03/04/05/06
YB97944 – YB97958	Harlan	9 - 23	Alexco Resources	105O-03/04/05/06
YB97974 – YB97985	Harlan	39 - 50	Alexco Resources	105O-03/04/05/06
YB97990 – YB98004; YB98006	Harlan	55 – 69; 71	Alexco Resources	105O-03/04/05/06
YB98562; YB98564 – YB98573	Harlan	263; 265 - 274	Alexco Resources	105O-03/04/05/06
YB98575 – YB98582	Harlan	276 - 283	Alexco Resources	105O-03/04/05/06
YD73391 – YD73418	Gef	1 - 28	Golden Predator	105O-03/04/05/06
YD73421 – YD73449	Gef	31 -59	Golden Predator	105O-03/04/05/06
YD73455 – YD73487	Gef	65 - 97	Golden Predator	105O-03/04/05/06
YD73489 – YD73802	Gef	99 - 412	Golden Predator	105O-03/04/05/06
YD102855 – YD102875	Gef	413 - 433	Golden Predator	105O-03/04/05/06
YD102877; YD102879 – YD102902	Gef	435; 437 - 460	Golden Predator	105O-03/04/05/06
YD102907 – YD102928	Gef	465 - 486	Golden Predator	105O-03/04/05/06
YD102931 – YD102948	Gef	489 - 506	Golden Predator	105O-03/04/05/06
YD102951 – YD102960	Gef	509 - 518	Golden Predator	105O-03/04/05/06
YD102963 – YD102972	Gef	521 - 530	Golden Predator	105O-03/04/05/06

YD135001 – YD135026	GEF	531 - 556	Golden Predator	105O-03/04/05/06
YD135030 – YD135055	GEF	560 - 585	Golden Predator	105O-03/04/05/06
YD135060 – YD135083	GEF	590 - 613	Golden Predator	105O-03/04/05/06
YD135085; YD135087; YD135089	GEF	615; 617; 619	Golden Predator	105O-03/04/05/06
YD135091; YD135093; YD135095	GEF	621; 623; 625	Golden Predator	105O-03/04/05/06
YD135097; YD135099; YD135101	GEF	627; 629; 631	Golden Predator	105O-03/04/05/06
YD135103; YD135105; YD135107	GEF	633; 635; 637	Golden Predator	105O-03/04/05/06
YD135108 – YD135117	GEF	638 - 647	Golden Predator	105O-03/04/05/06
YD135120 – YD135125	GEF	650 - 655	Golden Predator	105O-03/04/05/06
YD135128 – YD135133	GEF	658 - 663	Golden Predator	105O-03/04/05/06

Table 2.1

2.3 Access

Access to the property is via helicopter from the Plata, Faro or Mayo, Yukon airstrips. The 2011 support camp was located at the Plata airstrip and operated under Silver Predator's Plata project Class III permit LQ00231. Helicopter transport was used to move crews and equipment from the Plata airstrip to the Cache Creek project area 35 kilometers southeast of the airstrip.

The Villages of Mayo (population 431) and Faro (population 400), Yukon are the nearest centers for obtaining food, fuel and supplies. Helicopter and fixed wing flight service is available from both villages. The nearest large metropolitan center is Whitehorse, Yukon located 340 kilometers south of the claim block.

3.0 Physiography

The property covers the summit and the southern flank of the Dall Mountain massif (elevation 2023 m), a prominent topographic feature in the area. Elevations on the property range from 1000 to 2023 meters and the topography in the area is characterized by sharp, narrow ridges with steep flanks marginal to large, broad U-shaped valleys. The upper elevations (+1250m) have not been affected by Pleistocene glacial processes, but the lower elevations have glaciofluvial outwash deposits on the valley floors. Mountains immediately to the south sourced small, alpine valley glaciers that flowed northerly and westerly into the main Hess River Valley and the smaller Cache Creek Valley.

The tree line on the property is located at approximately 1500 meters. Vegetation below the tree line and in the valley floors is composed of alder, birch, balsam and spruce. In areas of sparse tree cover and above tree line vegetation consists of buck brush, dwarf willow and moss.

Long cold winters, short cool summers and low total precipitation characterize the climate in the project area. January average temperatures range between -17 and -26 C and July average temperatures range from 21 to 9 C (Mayo, Yukon data). The Dall Mountain area attracts significant rain during the summer months.

4.0 History and Previous Work

Gold mineralization in the area was originally discovered in 1984 during regional geologic mapping and geochemical sampling programs conducted by the Geological Survey of Canada (MinFile 105O 051). G. MacIntosh staked the original claims Cam 1-8 in August of 1997.

4.1 Viceroy Exploration (Canada)

Viceroy Exploration (Canada) perimeter staked these original 8 claims with 108 Harlan claims in September of 1997 and an additional 222 Harlan claims in October of 1997. In May of 1998 Viceroy Minerals acquired the Cam 1-8 claims and continued to prospect the area with detailed geological mapping and rock, soil and silt geochemistry. No trenching or drilling was undertaken.

4.2 NovaGold Resources, Inc.

In March of 1999, NovaGold Resources, Inc. acquired 100% of Viceroy's interest in these claims as a part of a larger transaction for portions of Viceroy's Yukon assets. Additional mapping and geochemical sampling were completed by NovaGold during the 1999 and 2000 exploration seasons. No trenching or drilling was undertaken.

4.3 SpectrumGold, Inc.

In May of 2003, NovaGold Resources and Viceroy Exploration Canada formed a new company, Spectrum Gold, Inc. which would hold the Harlan claims.

4.4 Alexco Resources, Inc.

On February 1, 2005, Alexco Resource Corporation acquired all the issued shares of SpectrumGold from NovaGold Canada and rights to the Harlan property, subject to underlying agreements.

In 2006, Alexco completed additional geological mapping in conjunction with rock chip geochemical sampling. In addition, they completed a small, ground magnetic survey over the Vortex target area. No trenching or drilling was completed.

4.5 Golden Predator Canada Corp.

Golden Predator Canada Corp. optioned the property from Alexco Resources in January of 2011 with an opportunity to ultimately earn a 75% interest in 120 claims with staged exploration and development expenditures over a five year period.

5.0 Geology

5.1 Geologic Setting

The Cache Creek project is thought to be an intrusive-related gold system (IRGS) spatially associated with Cache Creek quartz monzonite stock. The intrusion is undated but is likely associated with the ~90 Ma Tombstone Plutonic Suite (TPS). The TPS forms a narrow, west-northwest trending belt of weakly reduced, felsic intrusions extending 550 kilometers across the north-central Yukon (Mair, et al., 2006) that are spatially and possibly temporally associated with gold mineralization. 2011 drilling encountered gold mineralization hosted in intrusive, magmatic/hydrothermal breccia and Earn Group siliciclastic lithologies. Gold mineralization is associated with As, Bi, Sb and Hg trace element geochemistry.

The Cache Creek property is located within the Selwyn Basin which consists of a thick package of Paleozoic marine sediments extending east-southeast from the Dawson City area to the Yukon-Northwest Territory border. The northwest-southeast trending Tintina Fault defines the southwest boundary of the Selwyn Basin while the North American craton defines the northeast boundary. The Selwyn Basin stratigraphy consists of shallow shelf to off-shelf marine clastic and chemical sediments, as well as basinal clastic sediments derived from the Ancient North American Platform to the north-east with ages of deposition ranging from Late Precambrian through Permian. Two major episodes of rifting occurred in the basin; one during deposition of the Late Precambrian Hyland Group sediments and the second during deposition of the Devonian-Mississippian Earn Group sediments. These major rift zones host poorly sorted coarse clastic sediments indicative of debris flow/turbidite style deposition adjacent to the faulted rift margins.

Extensive thrust faulting along the entire extent of the Selwyn Basin began during the Late Jurassic and extended through Early to Mid(?) Cretaceous. The thrust belts strike west-northwest and dip to the southwest, sub-parallel to the stratigraphy. Major regional thrust faults include, from youngest to oldest, the Dawson, Tombstone, and Robert Service from north to south within the Selwyn Basin.

The Cache Creek property occurs within a broad deformation belt unofficially called the "Gold River Fold Belt" extending along the south side of the Hess River. Several west-northwest trending thrust faults, possibly re-activated as strike-slip faults, are associated with intense folding and imbrication of the sedimentary package.

The Mid-Cretaceous Tombstone Plutonic Suite (95-89 Ma) consists of monzonitic to quartz-monzonitic stock-sized, magmatic complexes emplaced into the Selwyn Basin stratigraphy. The magmatic suite was emplaced along an east-southeast trending belt extending over 500 kilometers from northwest of Dawson City to the Yukon-Northwest Territory border. The Tombstone intrusives are inferred to be associated with much of the gold mineralization within the Selwyn Basin. South of the Hess River the TPS rocks form small stocks with associated dike and sill complexes as at Cache Creek. North of the Hess River, the TPS rocks form large, well-exposed plutonic complexes with significant peripheral contact metamorphism and associated skarn-style mineralization.

5.2 Property Geology

The Cache Creek property is located in Late Proterozoic through Paleozoic sedimentary rocks of the Selwyn Basin. Rock units include the fine-grained shales, siltstones and argillites of the Early Devonian-Ordovician Road River Group and younger chert-pebble conglomerates, lithic sandstones and lithic siltstones of the Late Devonian Earn Group. On the Cache Creek property, thick, thrust faulted units of Road River Group chert and graphitic argillite overlie massive to weakly bedded units of chert pebble conglomerate and lesser sandstone and siltstone of the Earn Group.

The siliciclastic units of the Earn Group are comprised of interbedded conglomerate, sedimentary breccia, sandstone and siltstone. The clastic units range in thickness from 1 to 25 meters with thick, massive to poorly bedded, conglomerate and breccia with thin interbeds of bedded sandstone and siltstone. The overall geometry of the sedimentary units is suggestive of deeper water debris-flow/turbidite deposition.

Clast composition in these clastic units is dominantly vari-colored chert with minor argillite and limestone in a muddy to carbonate matrix. Clasts textures vary from angular to sub-rounded and vary from clast supported to matrix supported. The matrix varies from finer grained siliciclastics to local areas with a carbonate matrix.

Several narrow, variably clay altered and mineralized quartz monzonite to monzonitic dikes intrude the Paleozoic sedimentary package. The earliest phase is a porphyritic monzonite with phenocrysts of potassium feldspar and biotite set in a finer grained feldspar groundmass. The potassium feldspar phenocrysts are sub- to euhedral and 0.5 centimeter in length and comprise approximately 10% of the rock. Biotite phenocrysts are sub- to euhedral and are 1-2 mm in width. These early dikes have been mapped on both 030 and 000 strikes with steep dips to the west/southwest.

A younger, megacrystic quartz monzonite phase is composed of euhedral potassium feldspar megacrysts up to 3 cm in length along with subhedral to rounded quartz phenocrysts up to 0.5 cm in width. Sub- to euhedral biotite phenocrysts, 2-4 mm in width, is the dominant mafic phase with very minor hornblende. This younger intrusive phase is well exposed along a 330 strike dipping steeply southwest and is also mapped along the 000 and 070 strikes.

A late porphyritic quartz monzonite phase is inferred based on juvenile magmatic fragments observed locally in the late magmatic/hydrothermal breccias. Older quartz monzonite fragments are distinctly angular, while the younger fragments have wispy, irregular boundaries suggesting a magmatic source in addition to hydrothermal brecciation. Gold mineralization in the Vortex Zone is spatially associated with igneous dikes and adjacent breccias and little is known of the age or the whole rock geochemistry of the Cache Creek stock(s).

Hydrothermal alteration with associated gold mineralization has been identified at two locations on the property; the Vortex and West Porphyry Zones. YGS regional stream sediment geochemistry is anomalous in As, Hg and Au and historic reconnaissance sampling returned rock chip gold values greater than 1 ppm from both zones.

Surface exposures of hydrothermal alteration consist of a proximal pervasive silicification grading outward to a patchy silicification and a distal propylitic facies. Silicification is present as fine-grained replacement of both siliciclastic and igneous lithologies and as both stockwork and planar sulfide veins. Strong silicification is texturally destructive with the loss of conglomerate clast margin outlines and locally the rocks are completely recrystallized. Quartz veining is multi-phase with conglomerate/sedimentary breccia units exhibiting quartz stockworks within the clasts that are cut by later quartz stockwork veining. Two planar quartz vein sets are also present; an early, gray set with weakly planar boundaries and weakly folded (ptygmatic) geometries and a later, clear/white set that are planar and locally sheeted. Minor, white illitic (?) clay is associated with the silica rich alteration developed in the siliciclastic units as irregular clots, but large zones of clay rich alteration are not developed in these units. Significant propylitic alteration is developed peripheral to the main zone with chlorite developed in the matrix of the siliciclastic and also in base-metal rich quartz veins. Coarsely crystalline, clear barite veins cut as present in the propylitic zone and commonly cut base-metal rich quartz-pyrite veins. Distally, the chloritic alteration gives way to primary carbonate in the matrix of the siliciclastics and generally unaltered rocks.

Intrusive lithologies exhibit an argillic alteration assemblage that is not well developed in the siliciclastic lithologies. The monzonitic dikes are strongly bleached with potassium feldspar phenocrysts and feldspar-rich groundmass altering to illitic (?) clays and biotite converting to sericite. The megacrystic dike phases show weak clay alteration in surface exposure, but at depth exhibit moderate to strong argillic alteration and both dike phases are silicification in mineralized zones.

Alteration in the younger hydrothermal breccia is dominantly silicification with little or no quartz veining and these lithologies are intimately associated with the gold mineralizing event and are not present elsewhere in the system.

6.0 Mineralization

The Vortex and West Porphyry zones are currently the only two known areas of hydrothermal alteration with associated gold and gold trace element geochemistry defined by stream sediment, soils and rock chip samples.

The northwesterly trending Vortex Zone is a +700 meter by 200 meter area of intense silicification, quartz veining and hydrothermal breccias hosted in northwesterly striking, moderately south dipping bedded chert-pebble conglomerate, lithic sandstones and siltstones of the Devonian Earn Group. Northerly and northwesterly trending, multi-phase quartz monzonite and quartz monzonite porphyry dikes and associated hydrothermal breccias intrude the Late Paleozoic sequence and are spatially associated with gold mineralization. Ground magnetic data outlines a +400 meter by 200 meter magnetic high immediately south/southwest of the exposed hydrothermal alteration that is interpreted to be the intrusive/hydrothermal center.

The West Porphyry Zone, located 4 km west of the Vortex Zone, is a 1,500 meter by 400 meter area, defined by east/west trending quartz monzonite dikes of similar composition to those exposed in the Vortex Zone, but in a different structural orientation. Historic reconnaissance rock chip and soil sampling returned +1 ppm gold values with associated As, Sb and Hg from intrusive rocks hosted in shale and argillite of the Road River Group. Siliciclastics units of the Earn Group that are intensely altered in the Vortex Zone to the east are interpreted to exist at depth below a thrust contact in the West Porphyry Zone. It is postulated that the mineralized dikes represent the distal expression intrusive system similar to the Vortex Zone.

The hydrothermal system is strongly enriched in arsenic, antimony and mercury with average concentrations of +900 ppm, +45 ppm and +1.5 ppm respectively from all 2011 drill samples. The upper, oxidized gold mineralization is strongly enriched in Hg and Sb along with As, while the deeper, sulfide gold mineralization has strong As and Bi enrichment with anomalous, but weaker Hg and Sb.

Mineralization consists of both disseminated and quartz vein hosted pyrite and lesser arsenopyrite with minor base-metals. Gold mineralization is spatially associated with younger hydrothermal breccias containing fragments of both monzonitic dike phases mapped in the Vortex Zone. Mineralization in the zone is very complex with several stages of pyrite and arsenopyrite that represent Paleozoic diagenetic and sedex style mineralization. Pyrite is ubiquitous throughout the area averaging 2-5% with locally semi-massive zones of 20-30% over 20-30 cm and it found as fine grained disseminations, clots, bands and in most all of the stages of quartz veining. Numerous, iron-bearing bogs and springs are present throughout the area testifying to the significance of the pervasive, Paleozoic mineralization that hosts the younger gold mineralization. Other sulfide minerals include pyrrhotite, realgar, sphalerite, chalcopyrite and native copper.

The Cache Creek project represents one of many coincident As-Hg regional stream sediment geochemical anomalies that follow a west-northwesterly trend from the North Canol Road to Cache Creek and beyond.

7.0 2011 Exploration

7.1 *Exploration*

Exploration at Cache Creek in 2011 consisted of geologic mapping and core drilling in the Vortex Zone. A six hole, 2029 meter diamond drill program tested the Vortex zone and encountered significant gold mineralization. The Cache Creek drilling program was helicopter supported with the base camp located 35 km to the northwest at the Plata airstrip. The base camp was operated with the consent of Silver Predator Canada Corp under their Yukon Energy, Mines and Resources Class 3 Permit LQ00231 covering their Plata project which is current through April 3, 2013.

New surface disturbance included the construction four wooden drill platforms with a 5 by 5 meter footprint. Sumps to capture drill cutting and fluids were hand excavated immediately adjacent to the drill platforms. No new road, trails or trenches were built. Three small wood frame building were built and used for core logging and sawing. The core storage facility and fuel storage site is located at 63 30' 22" N longitude, 132 02' 12" E latitude at the Plata airstrip.

7.2 Drilling

The Cache Creek project is one of many gold-arsenic stream sediment anomalies in the Yukon identified to date, and is thought to be associated with mid-Cretaceous monzonitic intrusions of the TPS. The 2011 Golden Predator program was the first to drill test outcropping hydrothermal alteration developed mainly in the siliciclastic units of the Devonian Earn Formation intruded by minor, altered quartz monzonite dikes. Previous rock chip and soil geochemistry had outlined a large area of anomalous gold and arsenic mineralization that corresponded with strongly altered surface outcrops in the Vortex Zone. All of the drill holes encountered hydrothermal alteration with associated precious- and base-metal mineralization. Significant zones of hydrothermal barite are also present that possibly represent re-mobilized mineralization from older, syngenetic barite zones in the Earn Formation. Two drill holes encountered significant gold mineralization localized within and adjacent to the quartz monzonite dikes, magmatic/hydrothermal breccias, and siliciclastics. Two zones with high-angle geometry parallel to the quartz monzonite dikes were defined along with mineralization associated with lower angle, sedimentary bedding parallel geometry. The true thickness of both zones is not well constrained, however both zones yielded ~50 meter drill intercepts of significant gold mineralization. Alteration and trace element zonation suggest both drill intercepts are located on the north/northeast margin of the gold system which remains open to the south and southwest.

7.3 Collar Surveys

All drill hole collars were surveyed using a handheld Garmin GPS with an approximately accuracy of ± 10 m. Drill collar location data for all 6 drill holes is given in Table 7.1 below.

HoleID	Area	Coord	East	North	Elev (m)	Length (m)
HAR11-001	Vortex	UTM83-9	366573	7015316	1750.781	248.4
HAR11-002	Vortex	UTM83-9	366590	7015212	1705.892	275.83
HAR11-003	Vortex	UTM83-9	366300	7015642	1776.885	404.49
HAR11-004	Vortex	UTM83-9	366573	7015316	1750.781	326.14
HAR11-005	Vortex	UTM83-9	366625	7015100	1641	384.35
HAR11-006	Vortex	UTM83-9	366590	7015212	1705.892	390.14

Table 7.1

7.4 Sampling Methodology

The core drill holes were drilled by a skid mounted drill utilizing NTW core size (5.6 cm/2.2”). The core is cut and one half is sent to the lab for analysis and the other half is retained on site. Kluane Drilling from Whitehorse, Yukon was the core drilling contractor in 2011.

The core samples were sent to both the ALS Chemex and Acme Lab sample prep facilities in Whitehorse, Yukon that are ISO 9001 certified. Each sample reduced to -1/4”was crushed to -1/4” using a jaw crusher and a 250 gram split is obtained. The 250 gram split is pulverized to +80% passage of -250 mesh using a ring/puck crusher. The 250 gram pulp is then forwarded and analyzed by their ISO 9001 certified laboratories in Vancouver, British Columbia. Select mineralized samples were fire assayed using a screen metallic technique to address gold particle size and distribution. Commercial standards, blanks and duplicate samples were included in each sample batch as part of a rigorous QA/QC program.

All gold analysis was by 30 gram FA/AA methods, while the screen metallic analysis uses a weighted average of a total digestion, FA/AA analysis of the +150 mesh fraction and a 30 gram FA/AA analysis of the -150 mesh fraction from a 1000 gram pulp. All samples with an initial 30 FA/AA analysis greater than 10 g/t gold are re-assayed using a 30 gram FA with a gravimetric finish.

Other elements are analyzed by a multi-element package (ME_ICP41) whereby the sample is dissolved in aqua regia acid solution and then analyzed by ICP. Approximately 5% of the pulps are submitted for umpire analyses carried out by the laboratory which did not receive the original sample.

Golden Predator employs high standards of protocol with respect to the handling and chain of custody of its samples. All sampling is conducted under the supervision of the Company’s project geologist and the chain of custody from the drill to the sample preparation and logging facility is continually monitored by the project geologist. Samples are shipped to the lab by qualified couriers or Company personnel under locked bags with independent identification lock numbers. Data verification of the analytical results includes a statistical analysis of the duplicates, standards and blanks that must pass certain set parameters for acceptance to insure accurate and verifiable results. All assays are reported as drilled intervals and are not to be interpreted as true widths.

7.5 Results

A total of 6 NWT core holes were completed on the property in 2011 for a total footage of 2,029 meters. This year’s drilling program focused on the Vortex zone. Drill log summaries for all 6 drill holes are located in Appendix 2 and Appendix 3 contains all of the assay certificates. All samples were fire assayed for Au and analyzed by ICP for a trace element suite. The 2011 QA/QC program included either a pulp standard, pulp blank or sample duplicate every 10th sample and was conducted throughout the drilling program. Approximately 5% of the original pulps were re-assayed for gold at the conclusion of the drill program and seven samples were submitted of screen metallic assay.

Vortex Zone – Six core (HAR11-001, 002, 003, 004, 005 and 006) drill holes tested both strike and down-dip extensions of surface hydrothermal alteration and rock and soil surface gold geochemistry in the Vortex Zone. The first four drill holes (HAR11-001, 002, 003 and 004) encountered strong silicification alteration with anomalous gold mineralization in the upper sections of the drill holes that graded to propylitic alteration with local quartz-pyrite-arsenopyrite-sphalerite veins at depth. These zinc rich veins were also weakly anomalous in gold and appear to be related to the young hydrothermal event. The drill holes tested and defined the eastern and northern margins of the hydrothermal system and were characterized by weakly anomalous gold and distal chlorite-bearing alteration with a strong base-metal signature.

Drill holes (HAR11-005 and 006) tested the Vortex Zone west and south of the initial four drill holes and encountered significant gold mineralization in two zones. Drill hole HAR11-005 cut two zones of significant gold mineralization hosted in siliciclastic, igneous and hydrothermal breccia lithologies. The strongly oxidized, upper zone appear to be spatially and possibly temporally related to a northerly trending, west dipping (?) dike-filled structure and the lower, sulfide zone is spatially related to a well-mapped, northwest trending, southwest dipping dike-filled structure. The geometry of the lower, sulfide zone is not well constrained, however a thin, mineralized intercept in the bottom of HAR11-002 suggests that gold mineralization could extend up to 375 meters north of the lower zone. The true thickness of neither the upper or lower zone is well constrained. The upper zone is strongly enriched in both Hg and Sb, while the lower zone exhibits strong As and Bi geochemistry and is still anomalous in Hg and Sb. The dike occupying this structure is clay altered at the surface with no significant gold or trace-element geochemistry suggesting that outcrops in the Vortex area are high in the hydrothermal system.

Drill hole HAR11-006 was drilled vertically from the same drill pad as HAR11-002 which encountered strong silicification alteration in the upper section of the drill hole with only anomalous gold values. HAR11-006 encountered strong gold mineralization from the surface to a depth of 50 meter in hydrothermal breccia and minor intrusive and siliciclastic lithologies. The lithologies encountered and associated gold mineralization suggest this zone dips to the west and it is probably the northern extension of the upper mineralized drill incept in HAR11-005. These two intercepts defined 100 meters of strike length that is open to the south and possibly to the north. The true thickness of the zone is unknown. Drill intercepts for all drill holes are given below.

HoleID	mFrom	mTo	Length	GTM_Au	Au_ppm	Ag_ppm	Cu_ppm	Pb_ppm	Zn_ppm
HAR11-001	160	162	2	0.8	0.397	1.5	235	17	75
HAR11-002	270	273	3	3.2	1.082	0.938	28.513	9.86	60.467
HAR11-003	253	255	2	1.1	0.534	0.9	162	20	917
HAR11-003	288	289.8	1.8	0.9	0.481	0.7	140	24	70
HAR11-003	294	296	2	1.7	0.873	0.9	144	11	561
HAR11-003	349	350.1	1.1	0.7	0.65	1	64	31	113
HAR11-003	356	358	2	1.2	0.604	2.8	245	42	107
HAR11-004	61	63	2	0.6	0.301	3.1	134	86	76
HAR11-004	141.53	147	5.47	3.2	0.602	2.57	316.483	33.793	99.391
HAR11-004	157	159	2	1.3	0.667	2.2	173	25	207
HAR11-004	319	321	2	0.6	0.308	2.9	86	192	189
HAR11-005	12.9	24.38	11.48	9	0.784	9.067	6.28	128.456	4.749
HAR11-005	40.31	56.57	16.26	14	0.86	6.125	8.154	218.853	4.554
HAR11-005	123.32	124.8	1.48	0.5	0.33	3	254	48	114
HAR11-005	139.8	141.73	1.93	0.7	0.337	2.5	72	39	52
HAR11-005	228.95	243.83	14.88	11.6	0.785	4.263	111.259	104.215	506.163
HAR11-005	265.16	267.17	2.01	1	0.511	3.5	100	52	235
HAR11-005	318.18	355.09	36.91	18.5	0.506	1.379	82.015	15.479	240.699
HAR11-005	371.19	379.47	8.28	4.6	0.558	3.773	66.274	58.978	272.766
HAR11-006	3.57	39.2	35.63	28.1	0.788	9.476	8.115	35.966	1.47
HAR11-006	44.6	45.94	1.34	0.7	0.506	11	0.01	0.1	0.1
HAR11-006	68.8	81	12.2	6	0.498	5.118	4.435	14.018	0.575
HAR11-006	101.58	113.5	11.92	10.9	0.908	7.791	0.01	0.1	0.1
HAR11-006	120.09	126.45	6.36	33.7	5.297	3.389	52.413	24.592	67.022
HAR11-006	169.83	170.9	1.07	0.4	0.405	1.1	235	5	150
HAR11-006	209.73	210.83	1.1	0.4	0.371	3	0.01	0.1	0.1
HAR11-006	220.77	221.57	0.8	0.3	0.335	4.4	261	13	105

Table 7.3

The Golden Predator QA/QC data from the drill samples indicates that all reported assays results from both ALS Chemex and Acme Labs are well within the limits of acceptable geochemical accuracy and the secondary check assays of the primary assay results were acceptable. Screen metallic analysis of mineralized interval also indicated that there was no significant “nugget effect” in the reported results.

8.0 Conclusions

The 2011 Cache Creek drilling program has identified significant gold mineralization from the surface to depths of 250 meters. Although the geometries of the gold mineralized zones are poorly understood at this time, the zones are open to the west and south along strike and down-dip to the west. The surface alteration dips to the west beneath a lower angle thrust fault and possibly projects toward dike-hosted gold mineralization in the West Porphyry Zone. Additional geological mapping and magnetics are warranted to define new drill targets west of the 2011 Vortex Zone drill intercepts and the West Porphyry Zone and additional diamond drilling is needed to define the orientation and thickness of both gold mineralized zones in the Vortex Zone.

9.0 Selected References

Gordey, S.P. and Anderson, R.G., 1996, Evolution of the Northern Cordilleran Miogeosyncline, Nahanni Map Area (105I), Yukon and Northwest Territories; Geological Survey of Canada, Memoir 428.

Johnson, G., 2001, 2000 Geological and Geochemical Assessment Report on the Harlan Property: In-house report, NovaGold Resources Inc.

Roberts, M., Stammers, M. and O’Connor, L., 2007, 2006 Geological and Geophysical Assessment Report on the Harlan Property, Mayo Mining District, Yukon Territory, Canada, NTS. 105O/04, 05.

Mortensen, J.K., Hart, C.J.R., Murphy, D.C., and Heffernan, S., 2000, Temporal evolution of early and mid-Cretaceous magmatism in the Tintina gold belt, in Tucker, T.L. and Smith, M.T. eds., The Tintina gold belt: Concepts, exploration, and discoveries: Vancouver, British Columbia and Yukon Chamber of Mines Special Volume 2, p. 49-57.

Roots, C.F. Abbott, J.G. Cecile, M.P. Gordey, S.P., 1995, Bedrock Geology of Lansing Range Map Area (105N), East Half, Hess Mountains, Yukon; Exploration and Geological Services, Yukon Region, and Indian and Northern Affairs Canada.

Schulze, C, 1997, Yukon Regional Project, 1997 Progress Report; In-house Report, Viceroy Exploration (Canada), Inc.

Schulze, C., 1999, 1998 Geological and Geochemical Assessment Report on the Harlan Property; In-house report, Viceroy Exploration (Canada) Inc.

Schulze, C. 2000, 1999 Geological and Geochemical Assessment Report on the Harlan Property; In-house report, NovaGold Resources Inc.

10.0 Expenditures

Description	**Amount**
Wages	
Golden Predator	$ 65,895.98
Report Writing	$ 1,500.00
Expediting	$ 14,421.71
Transportation	
Helicopter	$ 216,848.00
Fixed Wing	$ 149,578.45
Fuel	$ 22,708.00
Consumables	
Camp Construction	$ 4,552.06
Groceries	$ 35,950.57
Communications	$ 13,581.20
Field Supplies	$ 15,128.87
Drilling	$ 500,000.00
Samples	
Drill Core Assays	$ 58,905.00
Total	$ 1,063,119.27

11.0 Statement of Qualifications

I, Jeffrey A. Cary, who resides in Durango, Colorado, USA, DO HEREBY CERTIFY THAT:

1) I am an employee and Senior Geologist of Golden Predator Canada Corp. with an address at 201A – 170 Titanium Way, Whitehorse, Yukon, Y1A 0G1.

2) I hold the following academic qualifications:

Master of Science Degree in Geology in 1990 from Western Washington University in Bellingham, Washington, USA

Bachelor of Science Degree in Geology in 1983 from Fort Lewis College, Durango, Colorado, USA.

3) I have been practicing my profession continuously in the United States, Canada, Mexico and Chile for thirty years as a professional geologist on a variety of exploration and development programs searching for precious metals, base metals, uranium and coal.

4) The information for this report is based on information as itemized in the Selected Reference section of this report and from work the author and other Golden Predator Canada Corp. employees performed at the Cache Creek Property from June 1st to December 31th, 2011.

Dated this 28th Day of February, 2012

Re-submitted with recommended changes June 13th, 2012

Respectfully Submitted,

Jeff A. Cary, M.Sc.

Senior Geologist,

Golden Predator Canada Corp.

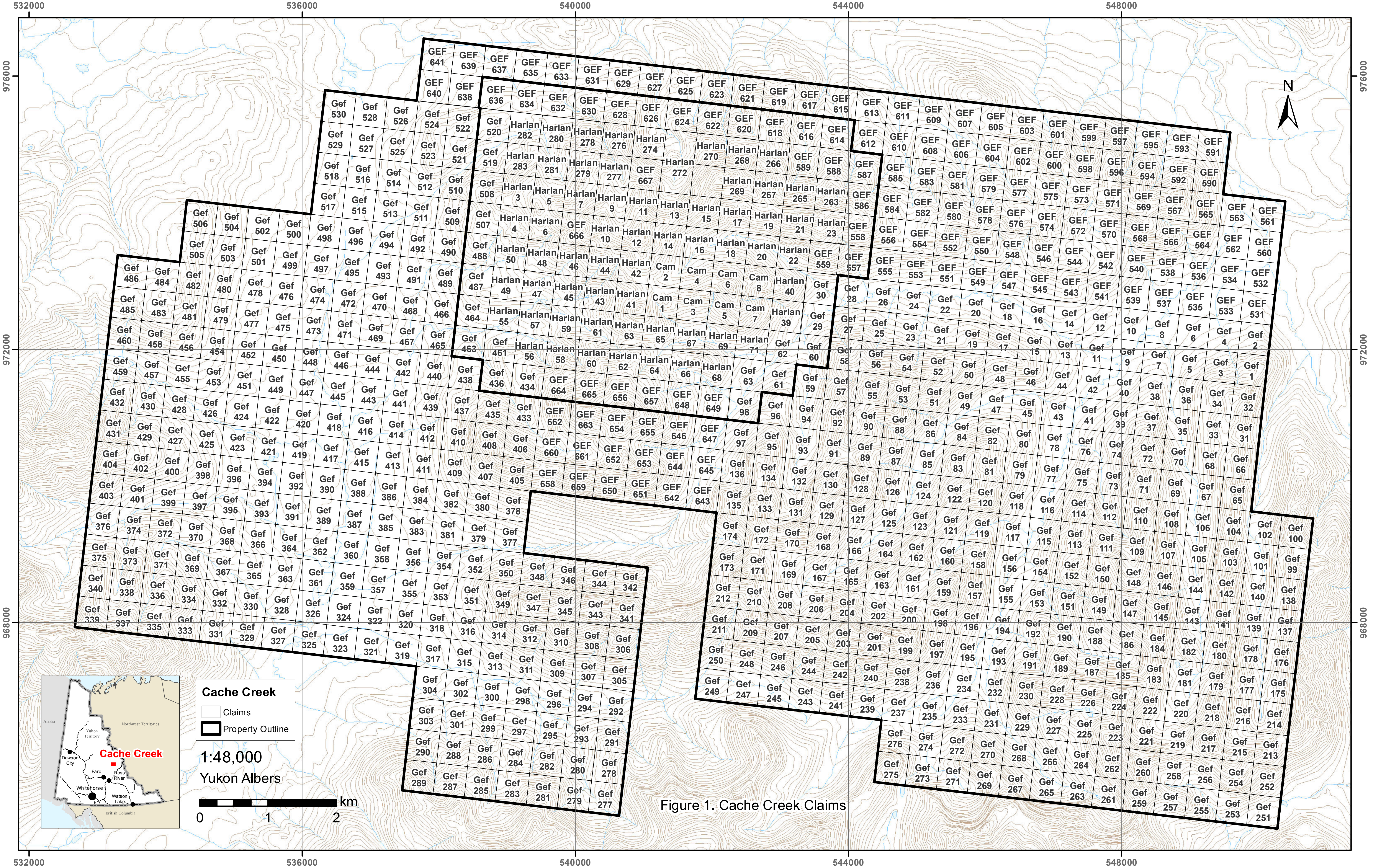
532000
536000
540000
544000
548000
976000
972000
968000
N
Cache Creek
Claims
Property Outline
1:48,000
Yukon Albers
0
1
2
km
Alaska
Yukon Territory
Northwest Territories
Dawson City
Cache Creek
Faro
Ross River
Whitehorse
Watson Lake
British Columbia

Figure 1. Cache Creek Claims

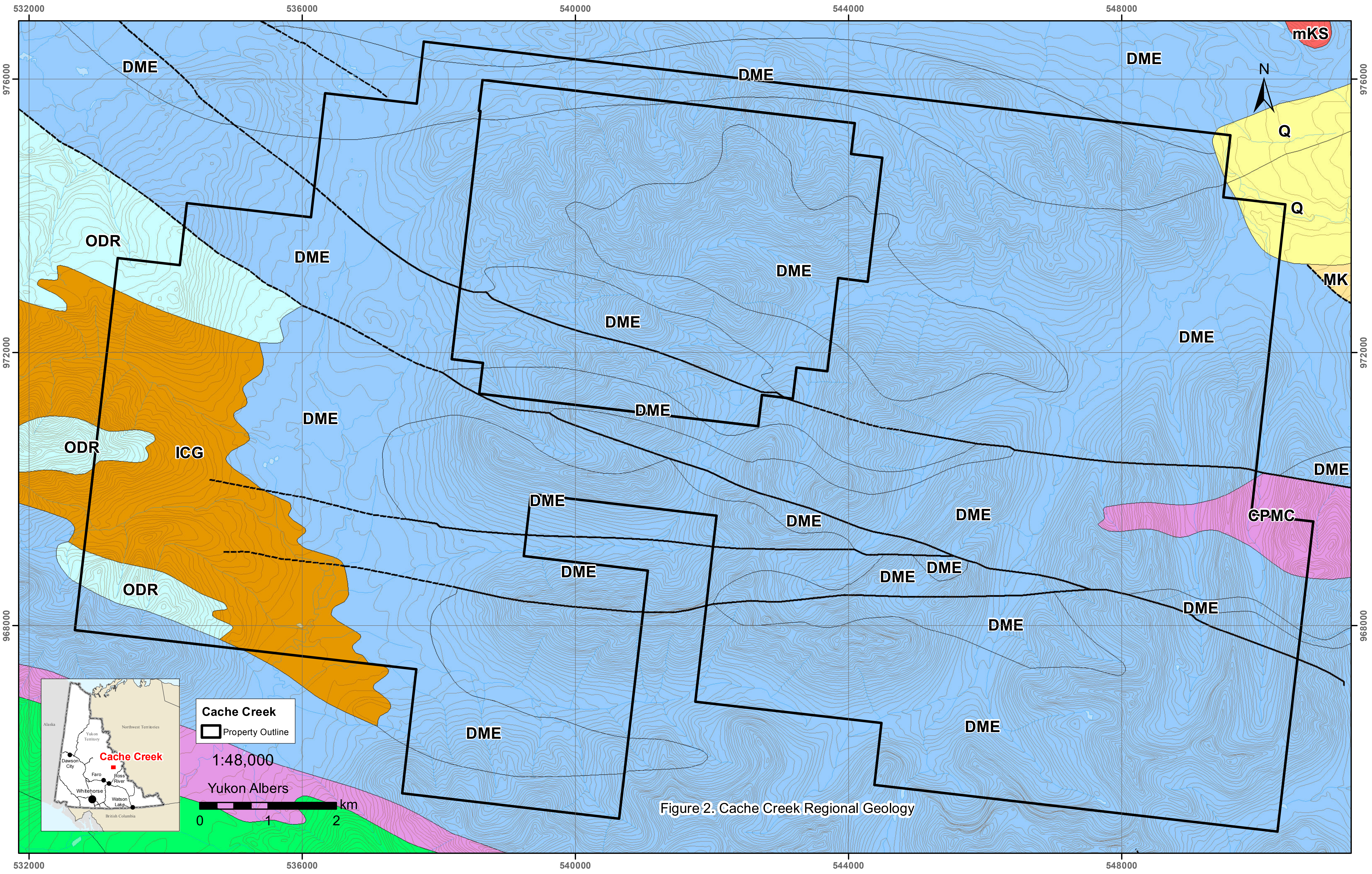
532000
536000
540000
544000
548000
976000
972000
968000
N
DME
mKS
Q
MK
ODR
ICG
CPMC
Cache Creek
Property Outline
1:48,000
Yukon Albers
0
1
2
km
Alaska
Yukon Territory
Northwest Territories
Dawson City
Cache Creek
Faro
Ross River
Whitehorse
Watson Lake
British Columbia

Figure 2. Cache Creek Regional Geology

🟦 **DME: EARN:** *complex assemblage of submarine fan and channel deposits (1), (5) within black siliceous shale and chert (2), (4) and including separated small occurrences of felsic volcanic rocks (3); barite common, and many occurrences of stratiform Pb-Zn*

1, thin bedded, laminated slate with thin to thickly interbedded fine to medium grained chert-quartz arenite and wacke; thick members of chert pebble conglomerate; black siliceous siltstone; nodular and bedded barite; rare limestone (Earn Gp., Portrait Lake and Prevost)

2, silvery blue weathering black shale, argillite, cherty argillite and thin bedded chert; nodular and bedded barite; rare limestone (Earn Gp., Portrait Lake and Prevost ; may locally include beds as old as Early Devonian)

3, massive felsic to intermediate volcanic flows, tuffs and subvolcanic plug(s); locally highly altered; greenish chert and minor black slate; quartz eye quartz-sericite chlorite phyllite; local vesicular or amygdaloidal basalt, locally pillowed

4, light and dark grey chert and dark grey siliceous shale (McCann Hill)

5, olive-grey mudstone, chert-quartz sandstone and chert pebble conglomerate; shale and sandstone commonly in coarsening and thickening-upward cycles (Nation River)

🟦 **ODR: ROAD RIVER - SELWYN:** *black shale and chert (1) overlain by orange siltstone (2) or buff platy limestone (3); locally contains beds as old as Middle Cambrian (4); correlations with basinal strata in Richardson Mountains include: ODR1 with CDR2 (upper part) and ODR2 with CDR4 (Road River Gp.)*

1, black, gun-blue, or silvery white weathering black graptolitic shale and black chert; resistant grey weathering, thin to medium bedded, light grey to black, greenish grey or turquoise chert; minor argillaceous limestone (Road River Gp., Duo Lake and Elmer Creek)

2, rusty dark green to orange buff weathering, pyritic, burrowed, thin to thick bedded, argillite and dolomitic siltstone with members or partings of black shale and chert; minor bright orange dolostone (Road River Gp., Steel)

3, blue-grey weathering, black limestone; tan, buff, or dark grey weathering platy, silty limestone (Sapper)

4, black shale; limestone, limestone conglomerate, and interstratified argillite and pale yellow limestone

🟪 **CPMC: MOUNT CHRISTIE:** *burrowed, interbedded greenish grey cherty shale and green shale; thin to medium bedded, light grey-green to black chert; black siliceous slate and siltstone; minor quartzite, limestone and dolostone; locally abundant, large grey barite nodules (Mount Christie)*

🟧 **ICG: GULL LAKE:** *dominantly fine clastic assemblage (1) with local volcanic units (2)*

1, shale, siltstone and mudstone, locally bioturbated, with minor quartz sandstone; rare green-grey chert; local basal limestone and limestone conglomerate; phyllite to quartz-muscovite-biotite schist (garnet sillimanite staurolite andalusite) (Gull Lake)

2, dark green massive to fragmental mafic metavolcanic and volcaniclastic rocks; siltstone and argillite

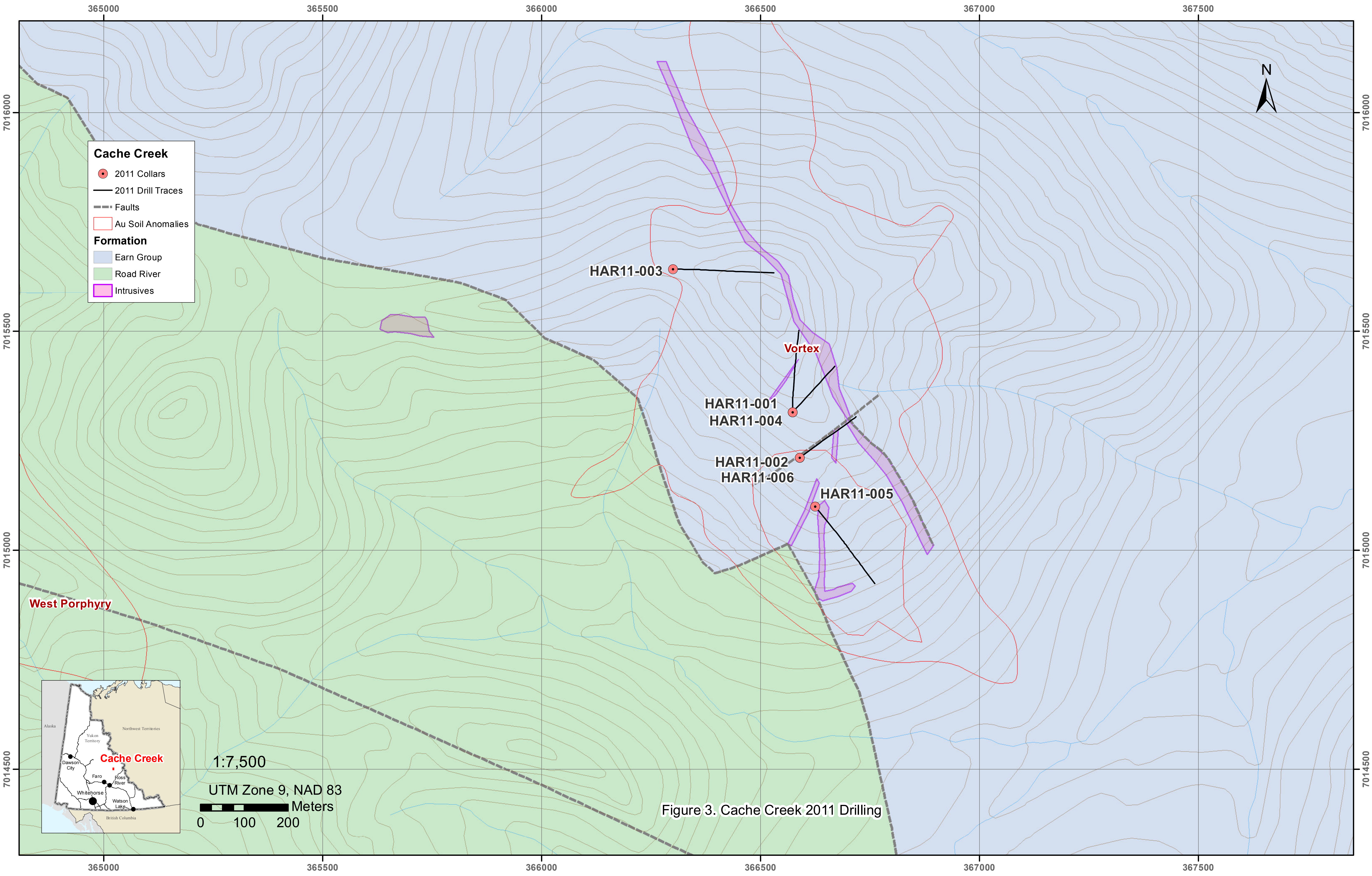

Figure 3. Cache Creek 2011 Drilling

Cache Creek
● 2011 Collars
— 2011 Drill Traces
- - Faults
□ Au Soil Anomalies
Formation
▨ Earn Group
▨ Road River
▨ Intrusives
HAR11-003
Vortex
HAR11-001
HAR11-004
HAR11-002
HAR11-006
HAR11-005
West Porphyry
N
1:7,500
UTM Zone 9, NAD 83
0
100
200
Meters
Alaska
Yukon Territory
Northwest Territories
Dawson City
Cache Creek
Faro
Ross River
Whitehorse
Watson Lake
British Columbia
365000
365500
366000
366500
367000
367500
7016000
7015500
7015000
7014500

Drill Log Code Sheet

Lithology

CH	Chert
SH	Shale
ARG(Mud	Argillite
MUD	Mudstone
SLST(Slt)	Siltstone
SDST(Ss)(SST)	Sandstone
CNGL(Cgl)(Cong)	Conglomerate
QMZ(Kqmp)	Quartz Monzonite
MZ(Km)	Monzonite
FZ	Fault
GG	Gouge
VBX	Vortex Breccia
VN	Vein

Oxidation Codes

0	unoxidized
1-2	tr/weak on fractures
3-4	mod/strong pervasive

Lithology Modifiers

POR	Porphyritic
FG	Fine grained
MG	Medium grained
CG	Coarse grained
FRA	Fractured
BX	Brecciated

Alteration

SI	Silicification
PH(ser)	Phyllic
AR(cly)	Argillic
PROP(cl)	Propylitic
LI	Limonitic

Minerals

py	pyrite
apy(asp)(as)	arsenopyrite
cpy	chalcopyrite
cu	native copper
cc	calcite
sph	sphalerite
po	pyrrhotite
jar	jarosite
ank	ankerite
qz(qtz)	quartz
ill(cly)	illite(clay)

Alteration Modifiers

Per	Pervasive
Pat	Patchy
Fra	Fracture

DRILLHOLE SUMMARY FORM

PREDATOR GROUP

HOLE_ID:	HR11- 001
PROJECT:	Harlan
PROSPECT:	Vortex
PROJECT CODE:	HAR
End Of Hole CODE	
LOGGED BY:	J. Cary
DATE:	August 7, 2011
DRILL TYPE:	Diamond NTW
NAD83 UTM E:	366573
NAD83 UTM N:	7015316
GRID ID:	n/a
GRID X:	n/a
GRID Y:	n/a
ELEV:	n/a
COLLAR DIP:	-55
GRID AZIMUTH:	n/a
TRUE AZIMUTH:	45
PRECOLLAR LENGTH:	n/a
TOTAL LENGTH:	248.4 m
DH SURVEYED (Y/N):	Y
DH SURVEYED BY:	Kluane
DH SURVEY TOOL:	Single Shot Reflex
ORIENTED CORE:	Yes
TOOL TYPE:	Reflex Act II

DRILL CONTRACTOR:	Kluane Drilling
DRILLER:	Eric Kositsin

START DATE / TIME:	August 6, 2011
FINISH DATE / TIME:	August 10, 2011

DRILLHOLE SUMMARY (Slow drilling, etc)

FROM / TO:

0-40 m - strongly oxidized, leached; reds/yellow FeOx & AsO?
0-38 m
- Strong qtz veining, bleaching; locally texturally destructive.
38-83 m) (150-156 m)
- decreasing vn densities + intensity of bleach/alt. - Megacrystic QM dike; phyllic alt
83-179 - local qtz-py vn w/ minor Au +/Zn
179-248 - increase chl/clay/py on fracs; unbleached clasts - propylitic alt.
UTM Zone 9

CROSS SECTION:

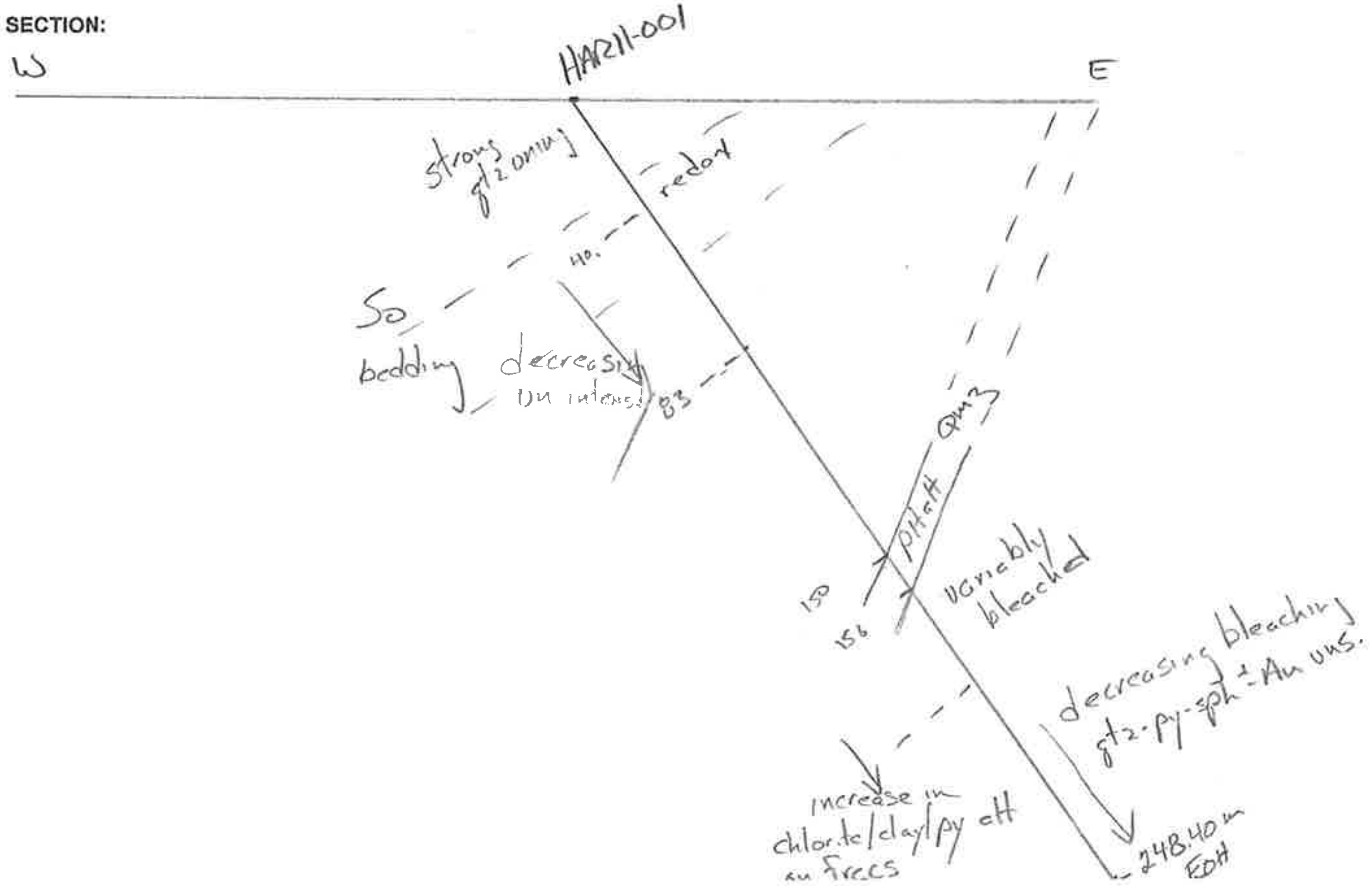
W
HAR11-001
E
strong qtz veining
redox
40
So
bedding
decreasing vn intensity
83
QM3
phyllic alt
150
156
variably bleached
decreasing bleaching qtz-py-sph ± Au vns.
increase in chlorite/clay/py alt on fracs
248.40 m EOH

PROJECT: Harlan

HOLE_ID: HAR HR11- 001

LOGGED BY: Jeff Cary

DATE: August 07, 2011

	GRAPHIC		LITHOLOGY					MINERALIZATION				ALTERATION-1									ALTERATION-2								
INTERVAL	STRUCTURE	LITHOLOGY	ROCKCODE	MODIFYCODE	GRAIN_SIZE	COLOR	OXIDE_CODE	SULF1	SULF1_PCT CODE	SULF2	SULF2_PCT CODE	ALT-1	ALT-1_FORM	ALT-1_INT	ALT-1_VEIN_TYPE	ALT-1_VEIN_%	ALT-1_MIN1	ALT-1_MIN1_PCT CODE	ALT-1_MIN2	ALT-1_MIN2_PCT CODE	ALT-2	ALT-2_FORM	ALT-2_INT	ALT-2_VEIN_TYPE	ALT-2_VEIN_%	ALT-2_MIN1	ALT-2_MIN1_PCT CODE	ALT-2_MIN2	ALT-2_MIN2_PCT CODE
	Broken, rubble, poor recovery		SDST ± 2 · 2 ·		mh		4	0				Si	pat	2	q3	2	qtz	20	ill	1									
1																													
2																													
3																													
4																													
5																													
6																													
7																													
8																													
9																													
10	40		10.67				↓	↓				↓	↓	↓	↓			↓	↓	↓									
11	qtz		SDST		mh		2	apy	tr	py	tr	Si	pat	2	q3	2	qtz	20	ill	1									
12	qtz 40																												
13																													
14																													
15																													

COMMENTS / DESCRIPTION

0-10.67 m
Rubbly, broken, lgt grey
coarse ss., moderate sorted
moderate ⇒ well rounded
massive, unbedded.
poor recovery - graywacke
cht >>> argillite
jarosite?

10.67-17.90m -
Ss, lithic graywacke, minor cgl lgt ⇒ mod gr
local blk.
bleached, silicified, locally leached?
cubic py casts + rounded arg ⇒ clay?? clasts
mod → str frac, mod → str FeOx
on frac's & S_0 surfaces.
qtz vn + vnlets 0.5 → 2 mm planar ≈ 40° to C/A
lgt grey → blk, 0-tr v.f.g asp dis.
cut by later baritic cast bxa.
zones spiderweb stwk

PREDATOR GROUP

PROJECT: Harlan

HOLE_ID: HAR11-001 HR11-

LOGGED BY: J. Cary

DATE: August 2011

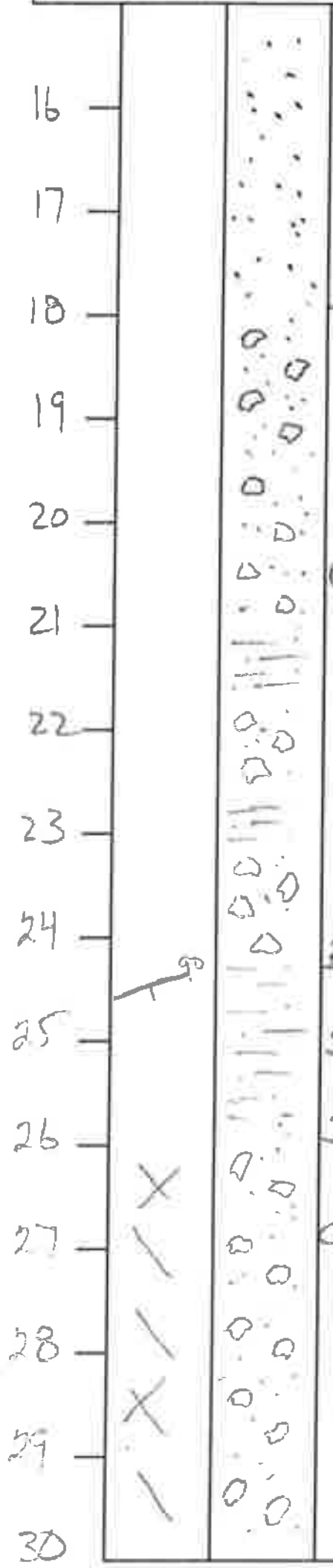

INTERVAL	ROCKCODE	MODIFYCODE	GRAIN_SIZE	COLOR	OXIDE_CODE	SULF1	SULF1_PCT_CODE	SULF2	SULF2_PCT_CODE	ALT-1	ALT-1_FORM	ALT-1_INT	ALT-1_VEIN_TYPE	ALT-1_VEIN_%	ALT-1_MIN1	ALT-1_MIN1_PCT_CODE	ALT-1_MIN2	ALT-1_MIN2_PCT_CODE	ALT-2	ALT-2_FORM	ALT-2_INT	ALT-2_VEIN_TYPE	ALT-2_VEIN_%	ALT-2_MIN1	ALT-2_MIN1_PCT_CODE	ALT-2_MIN2	ALT-2_MIN2_PCT_CODE	COMMENTS / DESCRIPTION
17.90	CNGL	r	CG		2	py	tr			Si	per	2	83	2	83	30												17.90 - 24.35 Cong w/ minor sltstone interbeds lgt gray; wk-mod FeOx on fracs
24.35	SLST	l	FG		2	py	tr			Si	per	2	83	2	83	30												24.35 - 25.91 Sltstone, lgt gray/red, planar bed So bedding 90° to C/A
25.91	CNGL	r	CG		2	py	4			Si	per	3	83	3	83	30	ill	1										25.91 - 28.95 Cong, lgt gray w/ mod-str red/brn FeOx ∢ ⇒ subrounded clasts 1-4 cm, sandy matrix matrix → py >> illite, clotty 2-3 mm matrix repl. cut by dk gray = planar qtz vns 1-3 mm strongly silicified matrix + clasts
																												28.95 - 33.18: strong vn density

PREDATOR
GROUP

PROJECT: Harlan

HOLE_ID: ____ HR11- HAR11-001

LOGGED BY: J. Cary

DATE: August 2011



INTERVAL	GRAPHIC: STRUCTURE	GRAPHIC: LITHOLOGY	LITHOLOGY: ROCKCODE	MODIFYCODE	GRAIN_SIZE	COLOR	OXIDE_CODE	MINERALIZATION: SULF1	SULF1_PCT CODE	SULF2	SULF2_PCT CODE	ALTERATION-1: ALT-1	ALT-1_FORM	ALT-1_INT	ALT-1_VEIN_TYPE	ALT-1_VEIN_%	ALT-1_MIN1	ALT-1_MIN1_PCT CODE	ALT-1_MIN2	ALT-1_MIN2_PCT CODE	ALTERATION-2: ALT-2	ALT-2_FORM	ALT-2_INT	ALT-2_VEIN_TYPE	ALT-2_VEIN_%	ALT-2_MIN1	ALT-2_MIN1_PCT CODE	ALT-2_MIN2	ALT-2_MIN2_PCT CODE	COMMENTS / DESCRIPTION
31																														
32																														
33			33.18																											33.18-46.76 — lgt gray Qtz vns, gray/white, wkly planar 40° to c/A
34			GNGL	C	CG		3	py	3	asp	1	Si	per	3	Q3	5	Si	30	ill	1										late, cut gray asp vnlets, vuggy, irregular diffuse replacement margins ± py → strong FeOx, dk red/brn
35																														variable FeOx - fracs & late vn, strong
36																														diss/matrix replace wk
37																														
38																														39.60m: clear, xtalline CaSO4 on fracs, radiate.
39																														
40																														39.80 - strong py repl. matrix 40.5 5° to c/a qtz-py vn 1-2mm
41																														
42																														
43																														43.75 strong py repl
44																														
45																														

PREDATOR
GROUP

PROJECT: Harlan
HOLE_ID: HAR11-001 HR11-
LOGGED BY: J Cary
DATE: August 2011



INTERVAL	ROCKCODE	MODIFYCODE	GRAIN_SIZE	COLOR	OXIDE_CODE	SULF1	SULF1_PCT CODE	SULF2	SULF2_PCT CODE	ALT-1	ALT-1_FORM	ALT-1_INT	ALT-1_VEIN_TYPE	ALT-1_VEIN_%	ALT-1_MIN1	ALT-1_MIN1_PCT CODE	ALT-1_MIN2	ALT-1_MIN2_PCT CODE	ALT-2	ALT-2_FORM	ALT-2_INT	ALT-2_VEIN_TYPE	ALT-2_VEIN_%	ALT-2_MIN1	ALT-2_MIN1_PCT CODE	ALT-2_MIN2	ALT-2_MIN2_PCT CODE
46																											
	46.76																										
47																											
48	Cngl		CG		3	py	2	Asp	0-0.5	Si	per	2	83	0.5	83	30											
49																											
50					↓																						
51	50.90				2	py	1	Asp	tr	Si	per	2	83	0.5	83	30											
	Cngl		CG																								
52																											
53																											
54																											
55																											
56	56.0				↓																						
57	Cngl		CG		2	py	4	Asp	1	Si	per	3	83	1	83	30											
58																											
59					↓																						
60																											

COMMENTS / DESCRIPTION

46.76 - 50.90
Cgl, red/gray, siliceous matrix
py f.g. cubic to vfg diss ± local
asp. No blebby py-clay
clear clast boundaries
hairline qtz-py veinlets tr->½% - 25° to C/A
Red/brn FeOx on frac

50.90 - 56.0 m
Cgl, gray-lt/gray

65.0
56.0 - Increasing alt/min
py/asp f.g. diss w/ silica flood
matrix; clotty/xtalline py in matrix
along clast bound.
conjugate frac 15° open, rough, py, asp
qtz, gypsum, variably ox.
strong bleached

PROJECT: Harlan
HOLE_ID: HR11- HAR11-001
LOGGED BY: Jeff Cary
DATE: August 2011



	GRAPHIC		LITHOLOGY					MINERALIZATION				ALTERATION-1									ALTERATION-2									
INTERVAL	STRUCTURE	LITHOLOGY	ROCKCODE	MODIFYCODE	GRAIN_SIZE	COLOR	OXIDE_CODE	SULF1	SULF1_PCT_CODE	SULF2	SULF2_PCT_CODE	ALT-1	ALT-1_FORM	ALT-1_INT	ALT-1_VEIN_TYPE	ALT-1_VEIN_%	ALT-1_MIN1	ALT-1_MIN1_PCT_CODE	ALT-1_MIN2	ALT-1_MIN2_PCT_CODE	ALT-2	ALT-2_FORM	ALT-2_INT	ALT-2_VEIN_TYPE	ALT-2_VEIN_%	ALT-2_MIN1	ALT-2_MIN1_PCT_CODE	ALT-2_MIN2	ALT-2_MIN2_PCT_CODE	COMMENTS / DESCRIPTION
							0																							
61																														30° to C/A - rough, qtz-py-asp - +1mm 60° to C/A - planar qtz-py-asp - thin vn
62																														
63																														
64			65.0				✓																							
65			Cgnl		CG		0	py	5	asp	2	Si	per	3	83	1	83	30												-65.0 - 66.5, py-asp 4-5% matrix/diss
66			66.50		CG		✓																							67.0-70.0m early - gray vns, replacemt, wkly planar
67			Cgnl				0	py	2	asp	2	Si	per	3	83	3	83	30												en echelon, gash type, f.g asp diss. ≈ 30° to C/A, wkly sheeted
68																														locally ‖ to late 30° qtz py white vn
69							✓																							
70			Cgnl		CG		0	py	2	asp	1	Si	per	3	83	1	83	30												70.5m - ≈30cm, greenish/dense calc-silicate??
71																														70.5-79.0m. as above; wk % sulfides &
72																														qtz vn's.
73																														
74							✓																							
75																														

PREDATOR GROUP

PROJECT: Harlan

HOLE_ID: ____ HAR HR11- 001

LOGGED BY: J Cary

DATE: August 2011



	GRAPHIC	LITHOLOGY				MINERALIZATION				ALTERATION-1									ALTERATION-2									
INTERVAL	ROCKCODE	MODIFYCODE	GRAIN_SIZE	COLOR	OXIDE_CODE	SULF1	SULF1_PCT_CODE	SULF2	SULF2_PCT_CODE	ALT-1	ALT-1_FORM	ALT-1_INT	ALT-1_VEIN_TYPE	ALT-1_VEIN_%	ALT-1_MIN1	ALT-1_MIN1_PCT_CODE	ALT-1_MIN2	ALT-1_MIN2_PCT_CODE	ALT-2	ALT-2_FORM	ALT-2_INT	ALT-2_VEIN_TYPE	ALT-2_VEIN_%	ALT-2_MIN1	ALT-2_MIN1_PCT_CODE	ALT-2_MIN2	ALT-2_MIN2_PCT_CODE	COMMENTS / DESCRIPTION
76	CNGL				0																							
77																												
78																												
79																												79.0 - 86.50 m
80	CNGL		CG		0	py	4	asp	1	Si	per	3	83 py	2	83	30	ill	2										picking up illite on frac & in matrix as above, increasing clay
81																												
82																												
83																												
84																												cpy intermixed w/ py dark blue cubic
85																												
86																												86.50 - 88.47 m
87	86.5		FG																									tan/green silt/ dense, wk f.g diss py hornfels??
88	SLST				2	py	3	cpy	tr	Si	per	3	83	3														gash car/? vnlets increase buff/pink cal/qtz/cpy → CuOx - tr blue/green
89	88.47 SDST		MG																									Red-brn Fe/ox on frac; tr cpy w/ py-qtz vns
90					0	py	1	po	1	Si	per	3	83	1														88.47 - 91.48 - Sdst

PREDATOR GROUP

PROJECT: Harlan
HOLE_ID: HAR ~~HR~~11-001
LOGGED BY: J Cary
DATE: August 2011



INTERVAL	STRUCTURE	ROCKCODE	MODIFYCODE	GRAIN_SIZE	COLOR	OXIDE_CODE	SULF1	SULF1_PCT_CODE	SULF2	SULF2_PCT_CODE	ALT-1	ALT-1_FORM	ALT-1_INT	ALT-1_VEIN_TYPE	ALT-1_VEIN_%	ALT-1_MIN1	ALT-1_MIN1_PCT_CODE	ALT-1_MIN2	ALT-1_MIN2_PCT_CODE	ALT-2	ALT-2_FORM	ALT-2_INT	ALT-2_VEIN_TYPE	ALT-2_VEIN_%	ALT-2_MIN1	ALT-2_MIN1_PCT_CODE	ALT-2_MIN2	ALT-2_MIN2_PCT_CODE	COMMENTS / DESCRIPTION
91		91.48																											88.47 – 91.48 – Ss/Slt tr cc/py
92		CNGL 92.48		CG		0	py	5			Si	per	2																91.48 – 92.48 – Cgl; strongly py
93	40 py			MG		0	py	1	Po	1	PR	pat	2	py	tr	ch	2	clay	1	Si	pat	2							92.48 – 100.00 – Ss
94																													89.10 → wk chl/clay alt on fracs
95		SDST																											chl · green → blk qtz · py stringers
96																													po – fg, clots/bands (bedding) 89.10 → 94.46
97							py	3																					wk – mod chl/±clay · py · po alt.
98	20 qtz																												Ss/Slt · dk, wispy bands – carbon Cgl · bleached w/ sulf?
99																													py replacement, matrix / clast bound
100		100.0																											
101		CNGL 101.5		CG		0 ↓	py	4			Pr	pat	2	–	–	CL	1	clay	tr.	Si	pat	2							100.0 – 101.5 – Cngl.
102		SDST																											101.5 – 112.0 Sdst
103	17 py po			MG		0	py	1			Pr	pat	2	py	tr	Ch	2	clay	1										
104																													wk [illegible] clay on frac
105						↓																							

PREDATOR GROUP

PROJECT: Harlan   HOLE_ID: ~~HR~~ HAR 11- 001   LOGGED BY: Jeff Cary   DATE: August 2011



INTERVAL	ROCKCODE	MODIFYCODE	GRAIN_SIZE	COLOR	OXIDE_CODE	SULF1	SULF1_PCT_CODE	SULF2	SULF2_PCT_CODE	ALT-1	ALT-1_FORM	ALT-1_INT	ALT-1_VEIN_TYPE	ALT-1_VEIN_%	ALT-1_MIN1	ALT-1_MIN1_PCT_CODE	ALT-1_MIN2	ALT-1_MIN2_PCT_CODE	ALT-2	ALT-2_FORM	ALT-2_INT	ALT-2_VEIN_TYPE	ALT-2_VEIN_%	ALT-2_MIN1	ALT-2_MIN1_PCT_CODE	ALT-2_MIN2	ALT-2_MIN2_PCT_CODE	COMMENTS / DESCRIPTION
	SDST																											105.37- So / gray → gray blk, variable bleach
106					↓																							w/ wkly planar bedded → massive flaser beds
107																												slt - grn/gray
108																												strong f.g diss, blebs, lens of py // So
109																												So 60° to c/a
110																												- green-gray ± white clay on fracs - siliceous matrix - irregular, clotty py
111	112.0				↓																							
112	SDST		MG		0	PY	6			Pr	pat	2	83	2	CL	1	clay	tr.										112.0 - 113.50 semi-massive py, 1-2 cubes, So controlled
113	113.5				↓																							gray - qtz - py, irregular gash style py on So // & x-cut veinlets
114	SDST		MG		0	PY	2			Pr	pat	2	qPy	3	CL	2	clay	1										113.50 - 119.50 - SDST w/ minor SLST
115																												So ~55° to c/A
116																												
117																												
118																												
119	119.50																											119.50 - Cgl
120	CNGL		CG		✓																							py-po vn on contact 8-10 mm thick

PREDATOR GROUP

PROJECT: Harlan

HOLE_ID: HAR HR11- 001

LOGGED BY: J. Cary

DATE: August 2011



GRAPHIC			LITHOLOGY					MINERALIZATION				ALTERATION-1									ALTERATION-2									
INTERVAL	STRUCTURE	LITHOLOGY	ROCKCODE	MODIFYCODE	GRAIN_SIZE	COLOR	OXIDE_CODE	SULF1	SULF1_PCT_CODE	SULF2	SULF2_PCT_CODE	ALT-1	ALT-1_FORM	ALT-1_INT	ALT-1_VEIN_TYPE	ALT-1_VEIN_%	ALT-1_MIN1	ALT-1_MIN1_PCT_CODE	ALT-1_MIN2	ALT-1_MIN2_PCT_CODE	ALT-2	ALT-2_FORM	ALT-2_INT	ALT-2_VEIN_TYPE	ALT-2_VEIN_%	ALT-2_MIN1	ALT-2_MIN1_PCT_CODE	ALT-2_MIN2	ALT-2_MIN2_PCT_CODE	COMMENTS / DESCRIPTION
121			CNGL		CG		0	py	2	po	1	Si	per	1	qpy	1	qz	10	CL	1										119.50-130.0 Cgl - lgt gray → wh/yellow
122							0																							clasts 1-5 cm in a sandy matrix ∢ → subrounded; poorly sorted
123							0																							cht/argillite / minor qtzt?? most frags - unbleached
124							0																							123.50 py ± cpy ± qtz ± cc, 20° to c/A granular, intergrown; sooty cc; wk oxidized
125							↓																							1% planar qtz-py ± cpy? vn/vnlets
126																														125-127.5 - bleached, wk lim/jar
127																														scoro yellow oxidation
128																														mixed py-po to ~130m - po in matrix &/argillite/cc clasts
129																														1) fresh, bright cubic py 2) finer, grained; leached, vuggy, banded
130			130.0				↓																							trace? asp d.g. diss. wk s.l.f?/ bleach; tr chl on frac?)
131			SLST		FG		0	py	2			Si	per	1	qz	tr	qz	10	CL	1										130.0 - 131.8 m SLST
132			131.8																											
133			CNGL		CG		0	py	2	po	1	Si	per	1	qpy	1	qz	10	CL	1										131.8 - 148.00 m - Cngl as 119.50-130.00 m
134							↓																							
135							0																							tr orange/brn FeOx on frac

PREDATOR
GROUP

PROJECT: Harlan

HOLE_ID: ____ ~~HR11-~~ HAR11-001

LOGGED BY: J Cary

DATE: August 2011

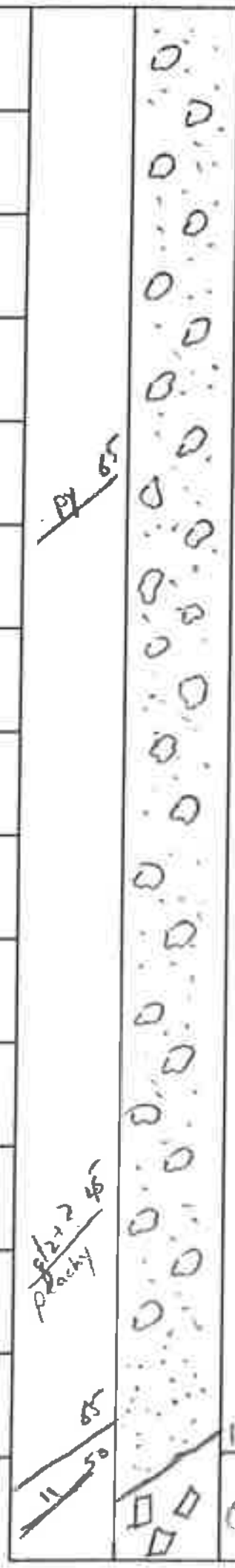

INTERVAL	GRAPHIC		LITHOLOGY					MINERALIZATION				ALTERATION-1									ALTERATION-2									COMMENTS / DESCRIPTION
	STRUCTURE	LITHOLOGY	ROCKCODE	MODIFYCODE	GRAIN_SIZE	COLOR	OXIDE_CODE	SULF1	SULF1_PCT CODE	SULF2	SULF2_PCT CODE	ALT-1	ALT-1_FORM	ALT-1_INT	ALT-1_VEIN_TYPE	ALT-1_VEIN_%	ALT-1_MIN1	ALT-1_MIN1_PCT CODE	ALT-1_MIN2	ALT-1_MIN2_PCT CODE	ALT-2	ALT-2_FORM	ALT-2_INT	ALT-2_VEIN_TYPE	ALT-2_VEIN_%	ALT-2_MIN1	ALT-2_MIN1_PCT CODE	ALT-2_MIN2	ALT-2_MIN2_PCT CODE	
			CNGL				O																							
136																														
137																														
138																														
139																														
140																														
141																														
142																														
143																														
144																														
145																														
146																														
147																														
148			149.0																											148.00 – 149.00 Ss, wacke, mg; mottled gray/blk
149			QMZ				↓																							
150																														

PREDATOR GROUP

PROJECT: Harlan HOLE_ID: ~~HR~~HAR11-001 LOGGED BY: J Cary DATE: August 2011



	GRAPHIC		LITHOLOGY					MINERALIZATION				ALTERATION-1									ALTERATION-2									
INTERVAL	STRUCTURE	LITHOLOGY	ROCKCODE	MODIFYCODE	GRAIN_SIZE	COLOR	OXIDE_CODE	SULF1	SULF1_PCT_CODE	SULF2	SULF2_PCT_CODE	ALT-1	ALT-1_FORM	ALT-1_INT	ALT-1_VEIN_TYPE	ALT-1_VEIN_%	ALT-1_MIN1	ALT-1_MIN1_PCT_CODE	ALT-1_MIN2	ALT-1_MIN2_PCT_CODE	ALT-2	ALT-2_FORM	ALT-2_INT	ALT-2_VEIN_TYPE	ALT-2_VEIN_%	ALT-2_MIN1	ALT-2_MIN1_PCT_CODE	ALT-2_MIN2	ALT-2_MIN2_PCT_CODE	COMMENTS / DESCRIPTION
151					CG		0	py	1-	asp	tr	PH	per	2			ill	10	py	2										149.00 - 156.00 Qtz monzonite - medium grained
152																														phyric - Kspar 1-2cm euhedral - 10% - wk clay zoned; 1-2 mm feldspar - plag - 20 - clay alt/epi?
153			QMZ																											glassy/f.g matrix Qtz eye subhedral 1-3 mm - 20%
154																														f.g diss asp - tr/0.5% clotty, equigranular py (after biotite?)
155																														biotite → sericite
156			156.00																											irregular intrusive contact
157					FG		0	py	2	Cu	tr	Ar	pat	2	py	2	clay	2												156.00 - 159.68 156.16 - Native Cu on frac / w/ clay white
158			SLST																											SH/Ss, lamin qtz-asp vein lgt gray / darker bands
159																														clotty po/py ≈ // So
160			159.68																											
161					CG		0	py	2			Si	per	1	-	-	83	10												So 60° to C/A
162			CNGL																											159.68 - 164.0 Cgl w/ 0.5-2.0 Ss interbeds
163																														Cgl gray → dk gray; Ss > Cht-Arg clasts clast not thoroughly bleached
164			164.0																											Ss, even darker, less bleach.
165					MG		0	py	2			Si	per	1	-	-	83	10												

PREDATOR GROUP

PROJECT: Harlan
HOLE_ID: ~~HR~~ HAR11-001
LOGGED BY: J. Cary
DATE: August 2011

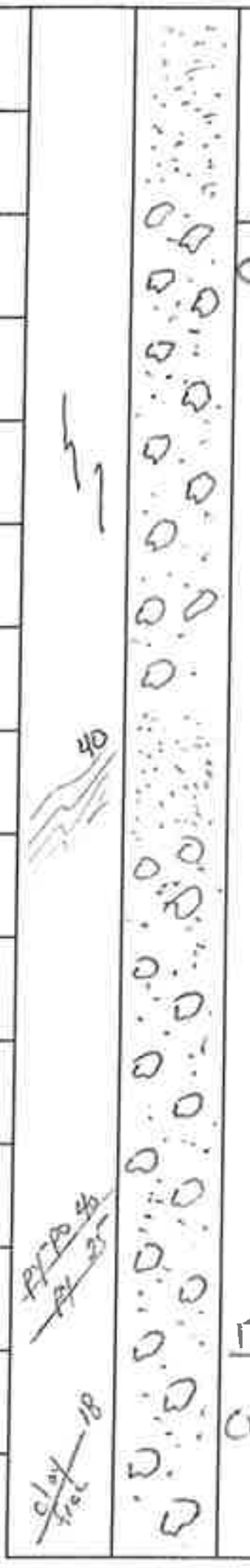

	GRAPHIC		LITHOLOGY					MINERALIZATION				ALTERATION-1									ALTERATION-2									
INTERVAL	STRUCTURE	LITHOLOGY	ROCKCODE	MODIFYCODE	GRAIN_SIZE	COLOR	OXIDE_CODE	SULF1	SULF1_PCT CODE	SULF2	SULF2_PCT CODE	ALT-1	ALT-1_FORM	ALT-1_INT	ALT-1_VEIN_TYPE	ALT-1_VEIN_%	ALT-1_MIN1	ALT-1_MIN1_PCT CODE	ALT-1_MIN2	ALT-1_MIN2_PCT CODE	ALT-2	ALT-2_FORM	ALT-2_INT	ALT-2_VEIN_TYPE	ALT-2_VEIN_%	ALT-2_MIN1	ALT-2_MIN1_PCT CODE	ALT-2_MIN2	ALT-2_MIN2_PCT CODE	COMMENTS / DESCRIPTION
166			16709																											
167			CNGL		CG		0	py	3	asp	tr	Si	per	2	83	tr	83	20												167.09 – 178.54 Cgl - lt gray-white
168																														clast 90% bleached. cht-rich w/ clastics
169																														2-4 py xtall/massive clots, matrix replacement
170																														irridescent blue/green clay, on fracs (cu??) tr f.g diss asp ??
171																														
172																														172.50 – 173.04 m shear foliation – 40° to c/a - sub mm scale banding shale frac sheared
173																														greasy green/blk chl ± py on shears
174								py	4	po	1																			Blk shale frag/pyritic, but unaltered
175																														mixed py-po - semi massive matrix replacement + irregular mottled green veinlets
176																														186.54
177			1780																											≈ 178.0 – losing bleaching in arg frag in congl.
178			CNGL		CG		0	py	3	asp	1	PR	pat	2	clay	1	Ch	2	clay	1										178.30 4mm massive asp vn. 85° to c/a
179																														
180																														

mini wh. clay on frac

prop? alt.

transitional

PREDATOR GROUP

PROJECT: Harlan

HOLE_ID: ~~HR~~ HAR11-001

LOGGED BY: Jeff Cary

DATE: August 2011

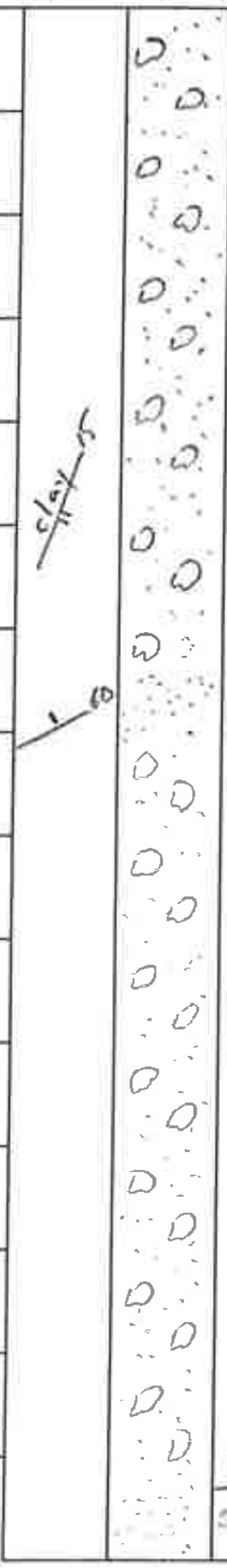

INTERVAL	STRUCTURE	LITHOLOGY	ROCKCODE	MODIFYCODE	GRAIN_SIZE	COLOR	OXIDE_CODE	SULF1	SULF1_PCT CODE	SULF2	SULF2_PCT CODE	ALT-1	ALT-1_FORM	ALT-1_INT	ALT-1_VEIN_TYPE	ALT-1_VEIN_%	ALT-1_MIN1	ALT-1_MIN1_PCT CODE	ALT-1_MIN2	ALT-1_MIN2_PCT CODE	ALT-2	ALT-2_FORM	ALT-2_INT	ALT-2_VEIN_TYPE	ALT-2_VEIN_%	ALT-2_MIN1	ALT-2_MIN1_PCT CODE	ALT-2_MIN2	ALT-2_MIN2_PCT CODE	COMMENTS / DESCRIPTION
181			CNGL																											Cgl w/ interbedded ss - blk siliceous zones 2-3 % py ± po
182																														- diss frac fill
183																														- bleached zones - variable 3-4% py-po matrix replacement
184																														
185																														
186																														
187																														186.54 - 194.7 m. as above.
188																														
189																														
190																														
191																														
192																														
193																														
194			194.7																											194.7 – 1960 - Ss.
195			SDST		MG		0	py	2	-	-	Pr	pd	2	-	-	CL	1												

Page 13 of 16

PREDATOR GROUP

PROJECT: Harlan HOLE_ID: ~~HR11-~~ HAR11-001 LOGGED BY: J Cary DATE: August 2011

INTERVAL	STRUCTURE	LITHOLOGY	ROCKCODE	MODIFYCODE	GRAIN_SIZE	COLOR	OXIDE_CODE	SULF1	SULF1_PCT CODE	SULF2	SULF2_PCT CODE	ALT-1	ALT-1_FORM	ALT-1_INT	ALT-1_VEIN_TYPE	ALT-1_VEIN_%	ALT-1_MIN1	ALT-1_MIN1_PCT CODE	ALT-1_MIN2	ALT-1_MIN2_PCT CODE	ALT-2	ALT-2_FORM	ALT-2_INT	ALT-2_VEIN_TYPE	ALT-2_VEIN_%	ALT-2_MIN1	ALT-2_MIN1_PCT CODE	ALT-2_MIN2	ALT-2_MIN2_PCT CODE	COMMENTS / DESCRIPTION
196			196.0 CNGL		CG		O	py	1			Pr	pat	2			CL	2	cc	4										196.0 - 220.0 m
197																														
198																														198.0 - Cgl - greenish calcite matrix - strongly fizz w/ py clots, 1mm matrix
199																														
200																														decreasing py 1-2% - very siliceous; siliceous matrix
201																														
202																														calcite primary alt'
203	62 50																													
204	~~Spy~~ 35																													
205																														
206																														
207																														marginal clots, gash vein qtz-cal pink-wh f-to m. grn.
208	qtz-ank? ~~qtz py~~							py	4	Asp	1																			208.80 - Py-Asp-qtz vn, 1cm asp coarse grained, f.g. py/qtz matrix no asp marginal
209																														
210																														

PREDATOR
GROUP

PROJECT: Harlan HOLE_ID: ____ HA2 HR11-001 LOGGED BY: J Cary DATE: August 2011

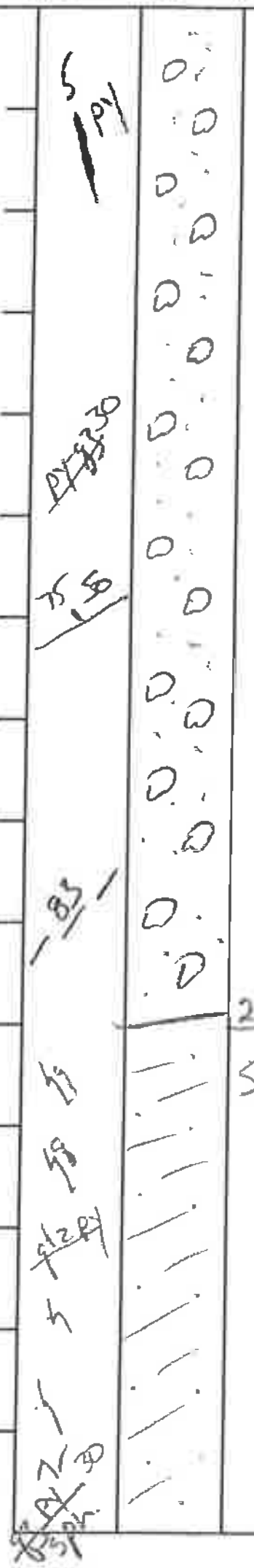

	LITHOLOGY					MINERALIZATION				ALTERATION-1									ALTERATION-2									
INTERVAL	ROCKCODE	MODIFYCODE	GRAIN_SIZE	COLOR	OXIDE_CODE	SULF1	SULF1_PCT CODE	SULF2	SULF2_PCT CODE	ALT-1	ALT-1_FORM	ALT-1_INT	ALT-1_VEIN_TYPE	ALT-1_VEIN_%	ALT-1_MIN1	ALT-1_MIN1_PCT CODE	ALT-1_MIN2	ALT-1_MIN2_PCT CODE	ALT-2	ALT-2_FORM	ALT-2_INT	ALT-2_VEIN_TYPE	ALT-2_VEIN_%	ALT-2_MIN1	ALT-2_MIN1_PCT CODE	ALT-2_MIN2	ALT-2_MIN2_PCT CODE	COMMENTS / DESCRIPTION
211																												Cgl, mottled lgt-dk gray clasts massive → wkly bedded So 75° to c/A
212																												sub & ⇒ subrounded clasts matrix support
213																												coarse, sandy & matrix diss py 2-4%
214																												minor clast sulfidation ⇒ 8-10% py minor planar py vns >1%
215																												214.8m - 30° to c/A, 2mm; py>>qtz
216																												
217																												
218																												
219																												
220	2200 SLST		FG	BLK	0	py	3			–	–	–	93	2														220.0 - 233.0m
221																												Slst, fg, blk, siliceous, strong qtz & glz
222																												+ py vnng So ll'd & crosscutting qtz white, gash style
223																												py replacement // So poddy/patchy
224																												looks old diagenetic & deformation carbonaceous
225																												

minor hydrothermal alt ???
(younger) as Zn-rich VMS

PREDATOR GROUP

PROJECT: Harlan HOLE_ID: HAR ~~HR11~~-001 LOGGED BY: J Cary DATE: August 2011



	GRAPHIC		LITHOLOGY					MINERALIZATION				ALTERATION-1									ALTERATION-2									
INTERVAL	STRUCTURE	LITHOLOGY	ROCKCODE	MODIFYCODE	GRAIN_SIZE	COLOR	OXIDE_CODE	SULF1	SULF1_PCT CODE	SULF2	SULF2_PCT CODE	ALT-1	ALT-1_FORM	ALT-1_INT	ALT-1_VEIN_TYPE	ALT-1_VEIN_%	ALT-1_MIN1	ALT-1_MIN1_PCT CODE	ALT-1_MIN2	ALT-1_MIN2_PCT CODE	ALT-2	ALT-2_FORM	ALT-2_INT	ALT-2_VEIN_TYPE	ALT-2_VEIN_%	ALT-2_MIN1	ALT-2_MIN1_PCT CODE	ALT-2_MIN2	ALT-2_MIN2_PCT CODE	COMMENTS / DESCRIPTION
																														226.05 - 234.60 bx 53-54 Ss - f-m grained · massive to
226																														wkly bedded So 25° to %ca ‖ clean, irregular locally folded
227																														qtz gash vns ± minor py, pinch/swell ptygmatic
228																														py - diss/clots So ‖ in matrix f.g diss py clean matrix gra… in a blk host
229																														significant 4-6 to locally 8-10 %
230																														
231																														
232			232.70																											232.70 Ss/Cgl - contact conformable
233			Cngl		Cln			py	3	Asp	tr	Pr	pat	1	py	2	Ch	1												locally coarse grained, clasts 5-6 cm. rounded ⇒ ?
234																														
235																														
236																														
237																														
238																														
239																														
240																														

PROJECT: Harlan

HOLE_ID: HAR11-001 ____ HR11-

LOGGED BY: J. Cary

DATE: August 2011

PREDATOR GROUP

GRAPHIC: INTERVAL, STRUCTURE, LITHOLOGY

LITHOLOGY: ROCKCODE, MODIFYCODE, GRAIN_SIZE, COLOR, OXIDE_CODE

MINERALIZATION: SULF1, SULF1_PCT CODE, SULF2, SULF2_PCT CODE

ALTERATION-1: ALT-1, ALT-1_FORM, ALT-1_INT, ALT-1_VEIN_TYPE, ALT-1_VEIN_%, ALT-1_MIN1, ALT-1_MIN1_PCT CODE, ALT-1_MIN2, ALT-1_MIN2_PCT CODE

ALTERATION-2: ALT-2, ALT-2_FORM, ALT-2_INT, ALT-2_VEIN_TYPE, ALT-2_VEIN_%, ALT-2_MIN1, ALT-2_MIN1_PCT CODE, ALT-2_MIN2, ALT-2_MIN2_PCT CODE

COMMENTS / DESCRIPTION



INTERVAL	ROCKCODE
	Cgl
241	
242	
243	
244	Ss 240
	Cgl
245	
246	
247	
248	
248.40 EOH	

Ss as below, strongly pyritic
late planar < 1mm py + asp vnlets - funky
S_0 ≈ 80° to c/a
late qtz-py ± sph vnlets @ 237.20 25°/ca
3-4 mm

Conglomerate matrix → clast supp
rounded ⇒ sub & large clast rounded.
mottled lgt gray → dk gray
244.0 Ss/Cgl contact
Ss - f-m. grained, gray-blk 4.5
Carb.: strongly pyritic, f. drusy py
in matrix, diagenetic; minor late hairline py vnlets, local S_0 // py-chl blk massive

234.60 - 243.06 Br 55-56
~~py-asp py~~ alternating py-asp
pyrite replace in matrix, consistent but locally variable
2-4%, local clast sulfidation 8-10%
trace bar on frac; clean, xtalline, late

243.06 - 248.40m Br 56-57
tr → 1% py - diss & clots
along clast boundary & in dk fe-rich clasts
late pink-white veins 65° to c/a
qtz-clean-planar-granular-sugary
w/ blk chl / shear / lineated

DRILLHOLE SUMMARY FORM

PREDATOR GROUP

HOLE_ID:	HR11- 002
DRILL CONTRACTOR:	Kluane Drilling
DRILLER:	Eric Kositsin
START DATE / TIME:	8/10/11
FINISH DATE / TIME:	8/16/11
PROJECT:	Harlan
PROSPECT:	Vortex
PROJECT CODE:	HAR
End Of Hole CODE	
LOGGED BY:	J. Cary
DATE:	August 16, 2011
DRILL TYPE:	Diamond NTW
NAD83 UTM E:	366590
NAD83 UTM N:	7015212
GRID ID:	n/a
GRID X:	n/a
GRID Y:	n/a
ELEV:	1705.892
COLLAR DIP:	-55
GRID AZIMUTH:	n/a
TRUE AZIMUTH:	60
PRECOLLAR LENGTH:	n/a
TOTAL LENGTH:	275.83
DH SURVEYED (Y/N):	Y
DH SURVEYED BY:	Kluane
DH SURVEY TOOL:	Reflex Single Shot
ORIENTED CORE:	Y
TOOL TYPE:	Reflex Act II

DRILLHOLE SUMMARY
(Slow drilling, etc)

FROM / TO:

UTM Zone 9

CROSS SECTION:

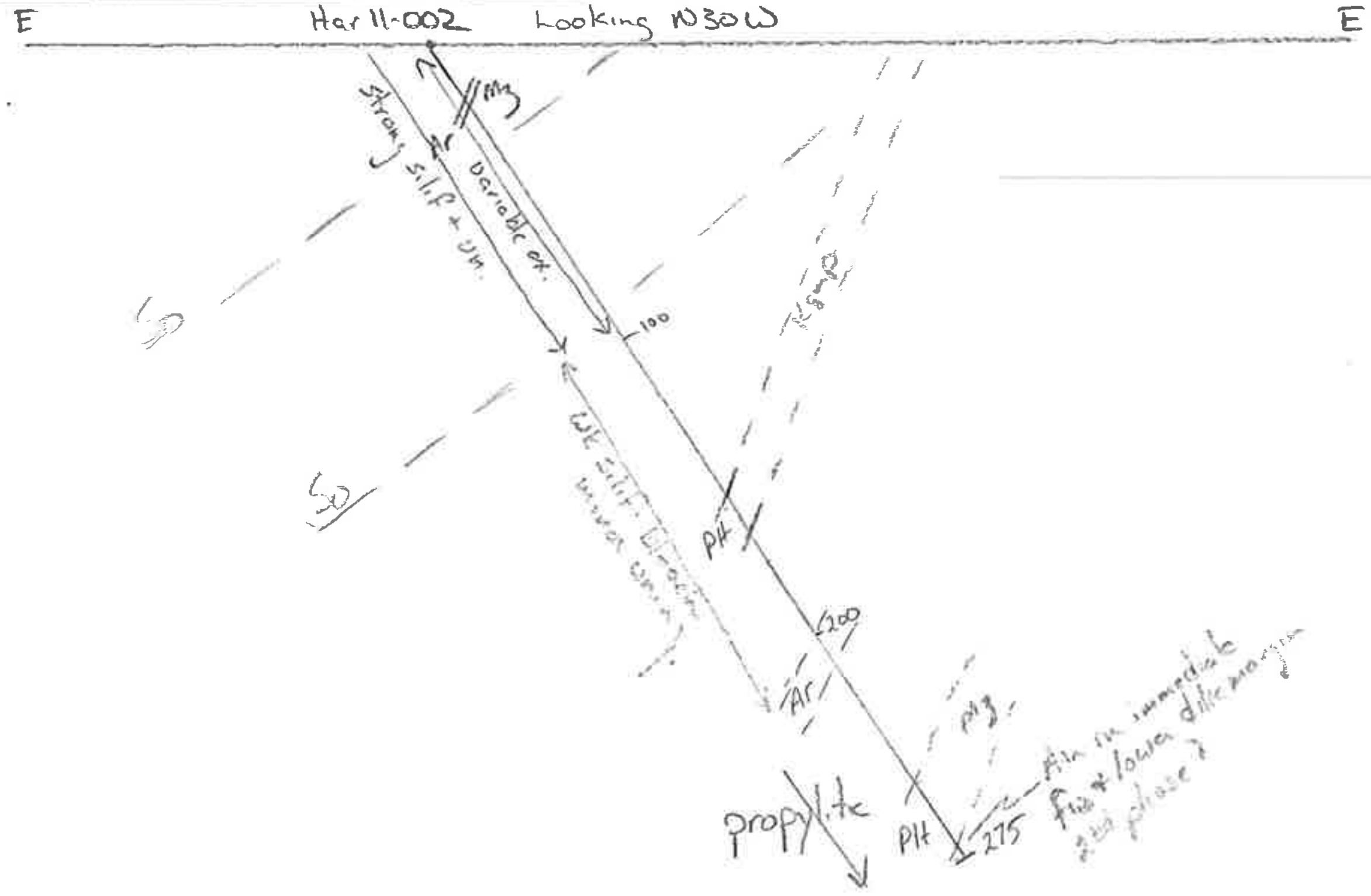
E
Har 11-002 Looking N30W
E
Mg
Ar
Strong silif + Un.
Variable ox.
100
So
So
Wk silif. Broken
minor Un
Pit
200
Ar
Mg
propylite
Pit
275
Aln in immediate fw + lower dike margins
2nd phase?

PREDATOR GROUP

PROJECT: Harlan

HOLE_ID: HR11-002

LOGGED BY: Jeff Cary

DATE: 8/16/11



LITHOLOGY					MINERALIZATION				ALTERATION-1									ALTERATION-2									
ROCKCODE	MODIFYCODE	GRAIN_SIZE	COLOR	OXIDE_CODE	SULF1	SULF1_PCT_CODE	SULF2	SULF2_PCT_CODE	ALT-1	ALT-1_FORM	ALT-1_INT	ALT-1_VEIN_TYPE	ALT-1_VEIN_%	ALT-1_MIN1	ALT-1_MIN1_PCT_CODE	ALT-1_MIN2	ALT-1_MIN2_PCT_CODE	ALT-2	ALT-2_FORM	ALT-2_INT	ALT-2_VEIN_TYPE	ALT-2_VEIN_%	ALT-2_MIN1	ALT-2_MIN1_PCT_CODE	ALT-2_MIN2	ALT-2_MIN2_PCT_CODE	COMMENTS / DESCRIPTION
Cngl 11.0				4					Si	Per	3	Q3	3	83	30	ill?	2										0 – 11m Cong / coarse ss matrix white / blk varicolored Si Alt patchy; but intense w/ silica flood & stwk vnlets upto 8-10% vd. completely bleach Ss. - less bleaching alt - So control. - blk silica flood) less AsO - bleach selvages on veins AsO on fracs - Clay (illite) alt of argillite clasts?
Sdst				3					Si	Per	3	Q3	3	83	30	ill	2										11.0 – 33.2m Ss / Slt interbedded slst ss Variable bleach / silif? lt gray → blk - early gray veins - wkly planar wavy replacement boundaries tr py/asp vfg diss ± illite on margin - strong yellow AsO on frac & So planes
21.25 MZ 23.0				4					Ar	Per	3			ill	30												21.25 – 23.0 "Microporphyry" yellow brn ?? strongly ox + sheared + clay altered
Sdst				3					Si	Per	3	Q3	3	83	30	ill	1										~25.0 m pink red/brn FeOx (py) along with AsO

PREDATOR GROUP

PROJECT: Harlan HOLE_ID: HR11- 002 LOGGED BY: J Cary DATE: Aug 16 2011



INTERVAL	ROCKCODE	MODIFYCODE	GRAIN_SIZE	COLOR	OXIDE_CODE	SULF1	SULF1_PCT_CODE	SULF2	SULF2_PCT_CODE	ALT-1	ALT-1_FORM	ALT-1_INT	ALT-1_VEIN_TYPE	ALT-1_VEIN_%	ALT-1_MIN1	ALT-1_MIN1_PCT_CODE	ALT-1_MIN2	ALT-1_MIN2_PCT_CODE	ALT-2	ALT-2_FORM	ALT-2_INT	ALT-2_VEIN_TYPE	ALT-2_VEIN_%	ALT-2_MIN1	ALT-2_MIN1_PCT_CODE	ALT-2_MIN2	ALT-2_MIN2_PCT_CODE
33.25	Cgl		CG		3					Si	pat	2	83	2	qtz	10	mont ser	5									
50.0	Cngl		CG		2	Py	1	asp	tr	Si	pat	2	83	2	83	10	mont	5									

COMMENTS / DESCRIPTION

33.25 - 53.34m
Cgl w/ ss interbeds 0.5-1.0 m thick
lgt gray → blk, variably oxid.
Variably altered mixed passive
silif + argillic locally green matrix (mont)/ser
soft/argillite clasts clay altered. 38-42 m strong argillic
shatter zone
local strong oxid / yellow/orange + dk brn/red
pyrite/asp boxworks - totally leached
strong AsO on frac throughout

46.00 - 47.00 - 3-5% py in matrix FeOx

gray veins - sheared, irregular, locally
vuggy w/ open space filling. tr-1 py vuggy leach text
tr 0.1% diss asp
50.0 m - 2 wk planar, 50/1? clay seam, washed out
massive py margin 10 mm clots

PREDATOR GROUP

PROJECT: Harlan HOLE_ID: HR11-002 LOGGED BY: J Cary DATE: August 2011



	GRAPHIC		LITHOLOGY					MINERALIZATION				ALTERATION-1									ALTERATION-2									
INTERVAL	STRUCTURE	LITHOLOGY	ROCKCODE	MODIFYCODE	GRAIN_SIZE	COLOR	OXIDE_CODE	SULF1	SULF1_PCT CODE	SULF2	SULF2_PCT CODE	ALT-1	ALT-1_FORM	ALT-1_INT	ALT-1_VEIN_TYPE	ALT-1_VEIN_%	ALT-1_MIN1	ALT-1_MIN1_PCT CODE	ALT-1_MIN2	ALT-1_MIN2_PCT CODE	ALT-2	ALT-2_FORM	ALT-2_INT	ALT-2_VEIN_TYPE	ALT-2_VEIN_%	ALT-2_MIN1	ALT-2_MIN1_PCT CODE	ALT-2_MIN2	ALT-2_MIN2_PCT CODE	COMMENTS / DESCRIPTION
62			62.80																											62.80 - 71.0 m
64			Cngl		CG		3	py	1			Si	per	2	q3	2	q3	20												Cngl - lgt gray strongly bleached leached
66																														minor qtz vns tr-1% gray & clear vns
68																														
70			71.0																											71.0 - 73.0 m
72			Sdst 73.0		MG		1	py	1			Si	pat	2																Sandstone interbeds. fine grained; strong FeOx on fracs
74			Cngl		CG		1	py	2			Si	pat	2	q3	2	q3	15												73.0 - 100.0 m
76																														Cngl; local FeOx on frac red/yellow
78																														variable bleaching, still zones of intense alt; wk overall qtz vning
80																														81.0-82.0 - 10-30 cm py, So // + 10%
82																														qtz vns ± py; both planar & wavy
84																														
86																														
88																														88.0-90.0 - 10-30 cm py vns, So //, +10%
90																														

PREDATOR
GROUP

PROJECT: Harlan

HOLE_ID: ____ HR11-002

LOGGED BY: J Cary

DATE: August 2011

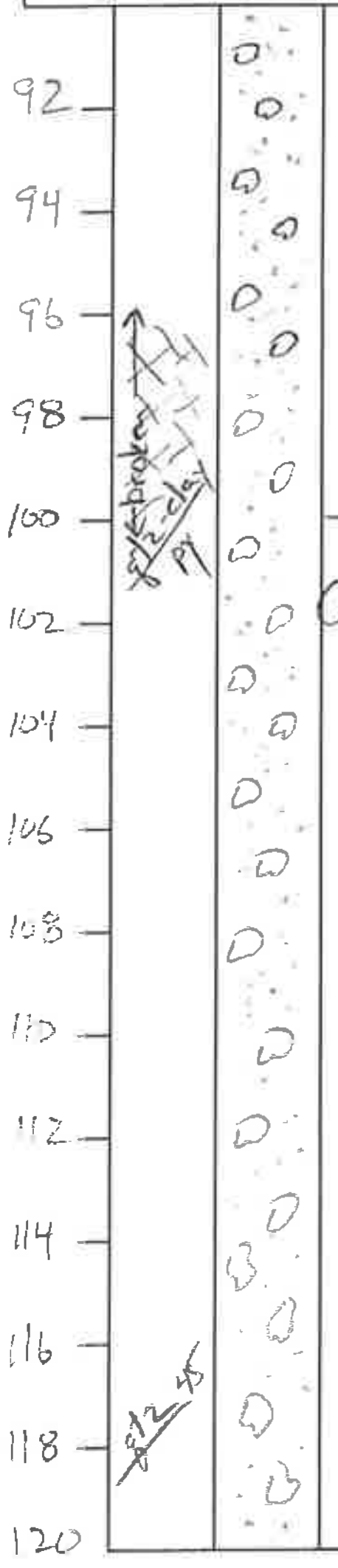

GRAPHIC			LITHOLOGY				MINERALIZATION				ALTERATION-1									ALTERATION-2									COMMENTS / DESCRIPTION
INTERVAL	STRUCTURE	LITHOLOGY	ROCKCODE	MODIFYCODE	GRAIN_SIZE	COLOR	OXIDE_CODE	SULF1	SULF1_PCT CODE	SULF2	SULF2_PCT CODE	ALT-1	ALT-1_FORM	ALT-1_INT	ALT-1_VEIN_TYPE	ALT-1_VEIN_%	ALT-1_MIN1	ALT-1_MIN1_PCT CODE	ALT-1_MIN2	ALT-1_MIN2_PCT CODE	ALT-2	ALT-2_FORM	ALT-2_INT	ALT-2_VEIN_TYPE	ALT-2_VEIN_%	ALT-2_MIN1	ALT-2_MIN1_PCT CODE	ALT-2_MIN2	ALT-2_MIN2_PCT CODE	
			Cngl		CGr		0	py	3	asp	tr	Si	pat	2	83	1	83	15	ill	1.										100.0 ~ 140.0

Cgl - mottled, variably altered zones with likely bleaching; minor white clay
local thin zones py-chl w/ 2-3% py old??
local CaCO3 in matrix
clasts locally sulfidized py, minor asp
minor qtz vns w/ py-clay locally open-space fill; planar → wavy

116.0 semimassive py bands +5%, 10-20cm

PREDATOR GROUP

PROJECT: Harlan HOLE_ID: HR11-002 LOGGED BY: J. Cary DATE: August 2011



GRAPHIC			LITHOLOGY					MINERALIZATION				ALTERATION-1									ALTERATION-2									
INTERVAL	STRUCTURE	LITHOLOGY	ROCKCODE	MODIFYCODE	GRAIN_SIZE	COLOR	OXIDE_CODE	SULF1	SULF1_PCT_CODE	SULF2	SULF2_PCT_CODE	ALT-1	ALT-1_FORM	ALT-1_INT	ALT-1_VEIN_TYPE	ALT-1_VEIN_%	ALT-1_MIN1	ALT-1_MIN1_PCT_CODE	ALT-1_MIN2	ALT-1_MIN2_PCT_CODE	ALT-2	ALT-2_FORM	ALT-2_INT	ALT-2_VEIN_TYPE	ALT-2_VEIN_%	ALT-2_MIN1	ALT-2_MIN1_PCT_CODE	ALT-2_MIN2	ALT-2_MIN2_PCT_CODE	COMMENTS / DESCRIPTION
122																														
124																														
126																														
128	qz-py 30																													
130	py-cpy																													
132	clay																													
134																														
136																														Cgl, lgt gray; variably bleached
138			Cgl																											siliceous py clots/blobs replacement matrix
140	qtz-py cc		140.0																											w/ pink dol/qtz matrix py 1-2% white clay on fracs local 4-5%.
142	py py		Ss		MG		0	py	2	po	tr	Si	pat	1	py	1	83	10												140.0-158.46m
144	py py																													Ss blk → med gray; minor zones bleaching f.g. → massive → planar carbon
146	qtz																													carbonaceous 2-3% pyrite diss, vnlet/stringers; local euhedral py
148	py-bar																													strong py ± gl? ± cc on litho contacts
150																														Cngl interbeds

PREDATOR GROUP

PROJECT: Harlan

HOLE_ID: HR11-002

LOGGED BY: J Cary

DATE: August 2011

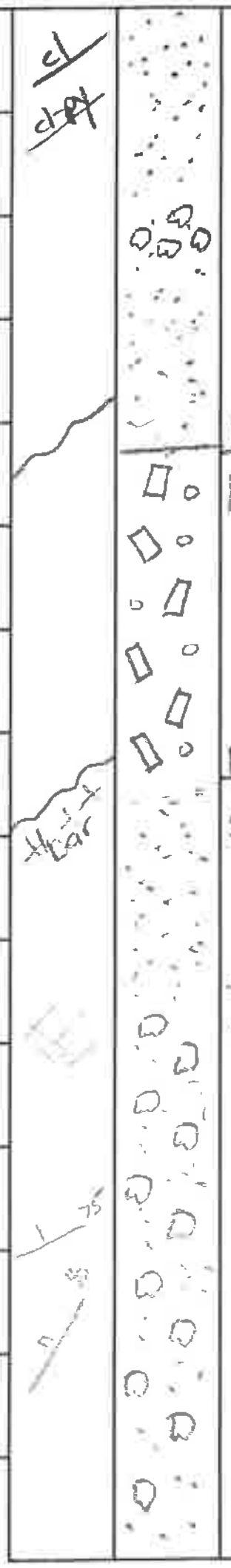

INTERVAL	ROCKCODE	MODIFYCODE	GRAIN_SIZE	COLOR	OXIDE_CODE	SULF1	SULF1_PCT CODE	SULF2	SULF2_PCT CODE	ALT-1	ALT-1_FORM	ALT-1_INT	ALT-1_VEIN_TYPE	ALT-1_VEIN_%	ALT-1_MIN1	ALT-1_MIN1_PCT CODE	ALT-1_MIN2	ALT-1_MIN2_PCT CODE	ALT-2	ALT-2_FORM	ALT-2_INT	ALT-2_VEIN_TYPE	ALT-2_VEIN_%	ALT-2_MIN1	ALT-2_MIN1_PCT CODE	ALT-2_MIN2	ALT-2_MIN2_PCT CODE	COMMENTS / DESCRIPTION
152																												
154																												
156																												
158 158.46	Kqmp		CG		0	py	1			PH	per	2			ser	15												158.46 - 164.80 m Kqmp - pale green; qtz monzonite porph megacryst Kspar → 2cm, zoned ⇒ clay (Ser illite) 3% phenocrysts feldspar → 2mm, sericite alt - 10% pheno's qtz' slgt rounded ± 10% py diss, blots submm to bio → sericitic
160																												
162																												
164 164.80	Sdst		MG		0	py	2			Si	pat	1	py	1	83	10												164.80 - 168.75 m Ss as above 2-3% clear barite along contact
166																												
168 168.75	Cngl		CG		0	py	2			Si	pat	2	-	-	83	20												168.75 m - Cgl, locally wkly bleached 168.75 - 199.60 2-4 cm clast, blk+wh clt rounded, locally frac. matrix support, c→m sand; subrounded → angularish Argillite clasts, variably altered, wk argillic / bleach but many are dark. py diss clot/blebs 0.5-2mm matrix replace. bleaching = FeS2 1-2%, locally 20-30 cm zones 3-5%; [illegible] fill 175.0m - gyp/bar?? clear frac fill 178-179 [illegible] FeOx/MnO on fracs very little veining
170																												
172																												
174																												
176																												
178																												
180																												

PREDATOR GROUP

PROJECT: Harlan

HOLE_ID: HR11-002

LOGGED BY: J. Cary

DATE:

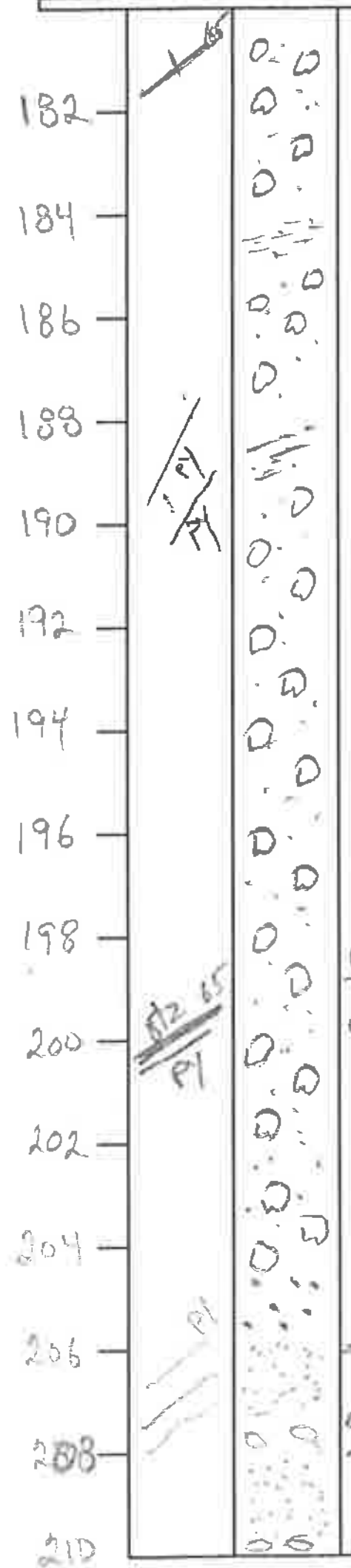

ROCKCODE	MODIFYCODE	GRAIN_SIZE	COLOR	OXIDE_CODE	SULF1	SULF1_PCT CODE	SULF2	SULF2_PCT CODE	ALT-1	ALT-1_FORM	ALT-1_INT	ALT-1_VEIN_TYPE	ALT-1_VEIN_%	ALT-1_MIN1	ALT-1_MIN1_PCT CODE	ALT-1_MIN2	ALT-1_MIN2_PCT CODE	ALT-2	ALT-2_FORM	ALT-2_INT	ALT-2_VEIN_TYPE	ALT-2_VEIN_%	ALT-2_MIN1	ALT-2_MIN1_PCT CODE	ALT-2_MIN2	ALT-2_MIN2_PCT CODE
1996 Cngl		CG		0	Py	3	—		Ar	pat	2	83	tr	mont	10	Py	3									
2060 Sdst		MG		0	Py	4	apy	tr	Si	pat	2	Py	2	83	15											

COMMENTS / DESCRIPTION

Thin Slst interbeds @ 184.5 & 189.0
20-30 cm.

187.06 -
Cgl wkly bleached, still blk clasts
green cly/chl & white clay on frac surfaces
locally / very siliceous matrix
py clots/in matrix tr-1%
arg[illegible] clasts clay alt
clay on fracs

199.60 - 202.0 → 206.0
Cgl, bleached, lt gray-tan
sl dism py in matrix & local anklts Ks Or??
200.10 - Qtz vn, 10mm, clear-white, granular
replace margin; late py cutting
brn/tan, soft, clay + ?? in matrix w/ pyrite
clay/chl on fracs

206.0 - Cgl/ss - 224.0
Interbedded, ss blk → wk bleached
Cgl, wk bleach/silif.
S_0 55-60 to c/A numerous Sall py/±chl ±asp
units - 1-5 mm.

local cc in matrix

Page 7 of 10

PREDATOR GROUP

PROJECT: Harlan

HOLE_ID: HR11-002

LOGGED BY: J Cary

DATE: August 2011



INTERVAL	STRUCTURE	LITHOLOGY	ROCKCODE	MODIFYCODE	GRAIN_SIZE	COLOR	OXIDE_CODE	SULF1	SULF1_PCT CODE	SULF2	SULF2_PCT CODE	ALT-1	ALT-1_FORM	ALT-1_INT	ALT-1_VEIN_TYPE	ALT-1_VEIN_%	ALT-1_MIN1	ALT-1_MIN1_PCT CODE	ALT-1_MIN2	ALT-1_MIN2_PCT CODE	ALT-2	ALT-2_FORM	ALT-2_INT	ALT-2_VEIN_TYPE	ALT-2_VEIN_%	ALT-2_MIN1	ALT-2_MIN1_PCT CODE	ALT-2_MIN2	ALT-2_MIN2_PCT CODE	COMMENTS / DESCRIPTION
212																														qtz-py gash vns
214																														tr po throughout
216																														thin zones 5-6% total sulfide
218																														
220																														cc matrix v.minor lmst clasts
222																														
224			2240 Sdst		MG	blk	0	py	2			-	-		py	1														224.0 – 228.59 Ss, blk, carbon aH?
226																														py vnlets ∥ to S0 1-4mm 1-2% py diss/vnlet
228			228.59 Cngl		CG		O	py	3			Pr	pat	1	qpy	tr	ch	2	clay	2										228.59 – 246.50 m Cgl' wk → no bleach w/ diss cc in matrix ± py
230																														py diss clot/blebs in matrix late anfracs w/ chl/cly.
232																														234.-240 – late sheeted clear barite vnlets.
234																														
236																														236.7 – 238.7
238																														Ba ~~Ca~~ SO4, blades/needles; fra/os. w/ clay/chl
240																														

1-2% cc in matrix
local calc clasts

PREDATOR GROUP

PROJECT: Harlan HOLE_ID: ____ HR11- 002 LOGGED BY: J Cary DATE: August 2011

COMMENTS / DESCRIPTION

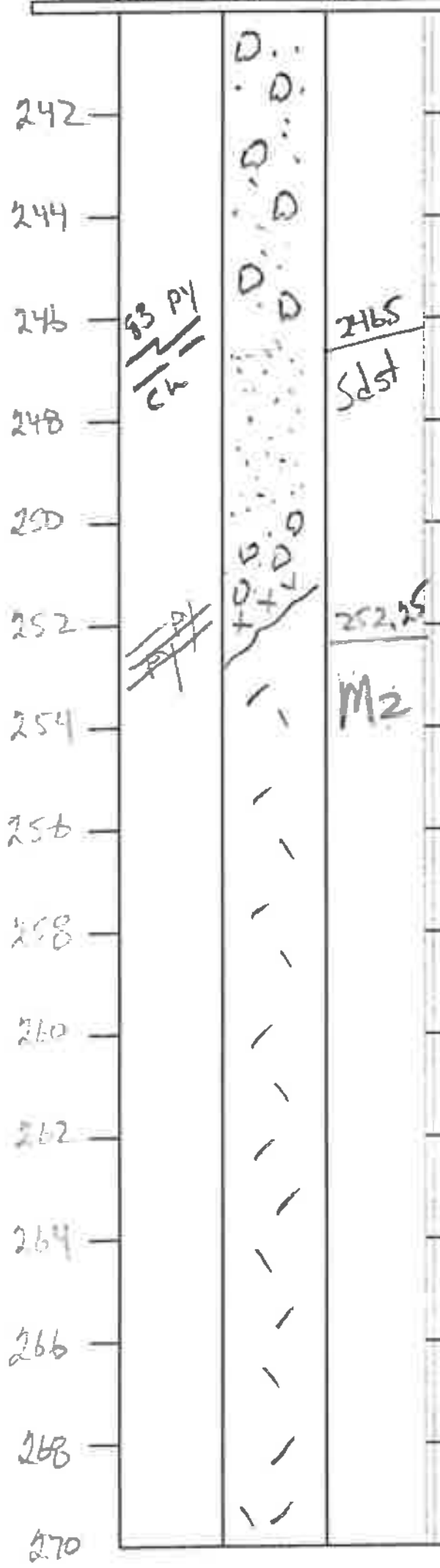

ROCKCODE	MODIFYCODE	GRAIN_SIZE	COLOR	OXIDE_CODE	SULF1	SULF1_PCT_CODE	SULF2	SULF2_PCT_CODE	ALT-1	ALT-1_FORM	ALT-1_INT	ALT-1_VEIN_TYPE	ALT-1_VEIN_%	ALT-1_MIN1	ALT-1_MIN1_PCT_CODE	ALT-1_MIN2	ALT-1_MIN2_PCT_CODE	ALT-2	ALT-2_FORM	ALT-2_INT	ALT-2_VEIN_TYPE	ALT-2_VEIN_%	ALT-2_MIN1	ALT-2_MIN1_PCT_CODE	ALT-2_MIN2	ALT-2_MIN2_PCT_CODE
246.5 Sdst		MG		O	py	3			Pr	pat	1	qpy	1	ch	1	py	3									
252.25 Mz		MG		O	py	1			Ph	per	2	py cc	1	ill	15											

barite on fracs

246.50 – 250.00
ss, blk, f.g. massive
py clots // So 2-3%
qtz-py-chl vn/vnlets 70° to c/A

Breccia contact on margin 40° to c/A

252.25
Kqm – Phyllic alt.

intrusive contact – chilled
lgt green / gray

porphyritic – Kspar 1-4 mm, euhedral
local 20%, 10-15% → clay ±
Biotite 1-3 mm → muscovite

plag rich matrix → clay + cc ± py?
late py/cal/clay frac fill

variable altered – margins argillic - white

phen ± cc
core f.g., siliceous, Kspar ghost phenos

bio → wm
bio → cc, py, –

tr-1% py f.g. diss → blebs,
+ local lcs py-chl vnlet/vns

PREDATOR GROUP

PROJECT: Harlan

HOLE_ID: HR11- HAR11-002.

LOGGED BY: J Cary

DATE: August 2011

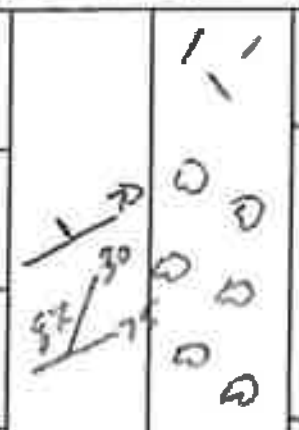

	GRAPHIC		LITHOLOGY					MINERALIZATION				ALTERATION-1									ALTERATION-2									
INTERVAL	STRUCTURE	LITHOLOGY	ROCKCODE	MODIFYCODE	GRAIN_SIZE	COLOR	OXIDE_CODE	SULF1	SULF1_PCT CODE	SULF2	SULF2_PCT CODE	ALT-1	ALT-1_FORM	ALT-1_INT	ALT-1_VEIN_TYPE	ALT-1_VEIN_%	ALT-1_MIN1	ALT-1_MIN1_PCT CODE	ALT-1_MIN2	ALT-1_MIN2_PCT CODE	ALT-2	ALT-2_FORM	ALT-2_INT	ALT-2_VEIN_TYPE	ALT-2_VEIN_%	ALT-2_MIN1	ALT-2_MIN1_PCT CODE	ALT-2_MIN2	ALT-2_MIN2_PCT CODE	COMMENTS / DESCRIPTION
			271.4																											271.43-275.83
272			Cgl		CG		0	py	3			Si	pat	2	qpy	1	83	10												Cgl, mottled gray-blk clasts subround => ang clasts 1-4 cm
274																														dk + lgt chert; massive to wkly bedded S0 70° to c/a
275.83																														clot/diss py matrix 2-3%, wkly seriate clast boundary
			EOH																											planar qtz ± py vnlts 1-2 mm 30 + 75° to c/a, gash tensioned.

DRILLHOLE SUMMARY FORM

PREDATOR GROUP

HOLE_ID: HR11- 003

PROJECT: Harlan
PROSPECT: Vortex
PROJECT CODE: HAR
End Of Hole CODE:

LOGGED BY: J. Cary
DATE: August 2011
DRILL TYPE: Diamond NTW

NAD83 UTM E: 366300
NAD83 UTM N: 7015642
GRID ID: n/a
GRID X: n/a
GRID Y: n/a
ELEV: 1776.885

COLLAR DIP: -55
GRID AZIMUTH: n/a
TRUE AZIMUTH: 90
PRECOLLAR LENGTH: n/a
TOTAL LENGTH: 404.49

DH SURVEYED (Y/N): Yes
DH SURVEYED BY: Kluane
DH SURVEY TOOL: Reflex Single Shot

ORIENTED CORE: Yes
TOOL TYPE: Reflex Act II

DRILL CONTRACTOR: Kluane Drilling
DRILLER: Eric Kositsin

START DATE / TIME: August 16, 2011
FINISH DATE / TIME: August 24, 2011

DRILLHOLE SUMMARY (Slow drilling, etc) **FROM / TO:**

- Propylitic alt dominant chl/py/clay on fracs
- Two zones of weak → mod silica replacement
- Deep porphyry dike intercept.
- Significant Zn min in qtz-py-sph vns throughout, sedex Zn comp. locally?
- Significant barite, dominantly clear, xtalline, late, cuts Zn vns, sedex Ba component?

CROSS SECTION:

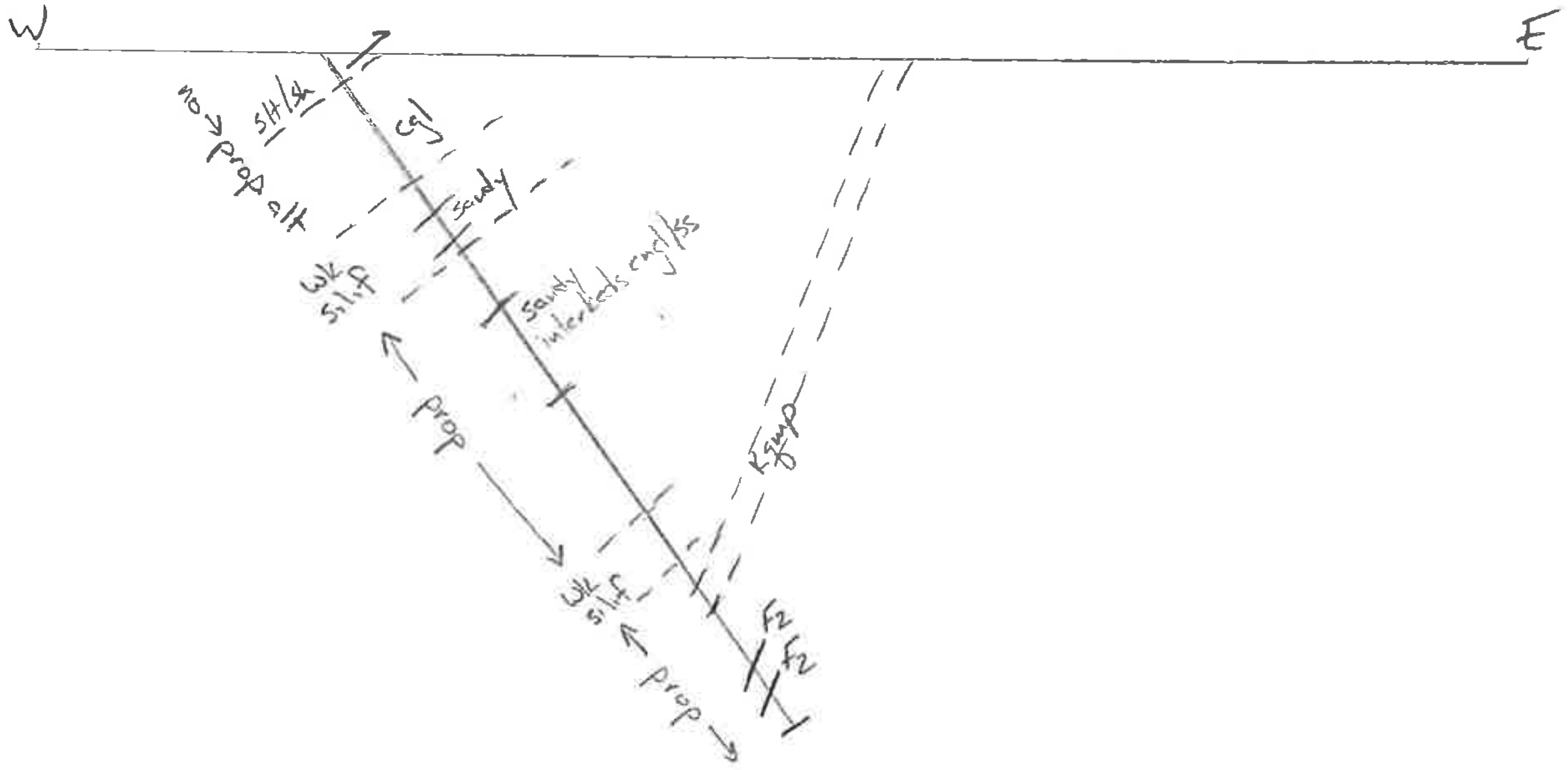

Page 1 of ____

PREDATOR GROUP

PROJECT: Harlan

HOLE_ID: ___ HR11-003

LOGGED BY: J Cary

DATE: August 2011.



	GRAPHIC		LITHOLOGY					MINERALIZATION				ALTERATION-1									ALTERATION-2									
INTERVAL	STRUCTURE	LITHOLOGY	ROCKCODE	MODIFYCODE	GRAIN_SIZE	COLOR	OXIDE_CODE	SULF1	SULF1_PCT CODE	SULF2	SULF2_PCT CODE	ALT-1	ALT-1_FORM	ALT-1_INT	ALT-1_VEIN_TYPE	ALT-1_VEIN_%	ALT-1_MIN1	ALT-1_MIN1_PCT CODE	ALT-1_MIN2	ALT-1_MIN2_PCT CODE	ALT-2	ALT-2_FORM	ALT-2_INT	ALT-2_VEIN_TYPE	ALT-2_VEIN_%	ALT-2_MIN1	ALT-2_MIN1_PCT CODE	ALT-2_MIN2	ALT-2_MIN2_PCT CODE	COMMENTS / DESCRIPTION
2																														0-7.62 casing - no return
4																														
6			Casing																											
8			7.62																											7.62-18.59m
10			Cngl				4	0																						Cgl w/ ss interbeds - rusty red/brn matrix; X-subrounded/- yellow → yell/grn FeOx, FeSO4, AsOx?? rubbly fractured; strong ox.
12																														
14																														
16																														
18																														
20			18.59																											18.59-34.35
22			Slst				1	0							83	0.5														Blk, carb, shale/slst ARGG?? vitreous, coaly, wk yellow-green Ox/SO4 on frac surfaced
24																														- minor gray interbed slst/frac
26																														S0 20° to C/A
28							1	1	Py						83	0.5														~26.0 tr diss fg → vfg py
30																														tr-1 on S0 bed surfaces tr white 1mm scale qtz gashvns

PREDATOR
GROUP

PROJECT: Harlan HOLE_ID: HR11-003 LOGGED BY: J Cary DATE: August 2011

	GRAPHIC		LITHOLOGY					MINERALIZATION				ALTERATION-1									ALTERATION-2									
INTERVAL	STRUCTURE	LITHOLOGY	ROCKCODE	MODIFYCODE	GRAIN_SIZE	COLOR	OXIDE_CODE	SULF1	SULF1_PCT_CODE	SULF2	SULF2_PCT_CODE	ALT-1	ALT-1_FORM	ALT-1_INT	ALT-1_VEIN_TYPE	ALT-1_VEIN_%	ALT-1_MIN1	ALT-1_MIN1_PCT_CODE	ALT-1_MIN2	ALT-1_MIN2_PCT_CODE	ALT-2	ALT-2_FORM	ALT-2_INT	ALT-2_VEIN_TYPE	ALT-2_VEIN_%	ALT-2_MIN1	ALT-2_MIN1_PCT_CODE	ALT-2_MIN2	ALT-2_MIN2_PCT_CODE	COMMENTS / DESCRIPTION
32																														
34			34.35																											
	qtz 50		Cngl		CG																									34.35 – 44.25 Cgl, broken/rubbly, carb/blk red/brn
36																														
							3	py							qs	tr														yell/brn FeOx & ? on fracs & in matrix
38																														qtz + FeOx vnlet/vns 50° to c/A gash/shear text. a' py diss py/FeOx in matrix
40																														
42																														
44			44.25																											
			Slst		FG		3	py	5						q3	tr														44.25 – 46.94 Slst, blk, carbon
46																														
			46.94																											tr wh. qtz gash vnlets tr brn/grn FeOx on fracs
48	Rubbly		Cngl																											tr py, f.g. xtalline, diss
50																														
	fcut 50				CG		3	py	3			Pr	pat	2	qpy	1	mont	5												46.94 – 60.0 m
52																														Cgl, mottled lt gray argillite/siltite clasts rounded/sub ? clasts - wx → wk altered
54	fcut 50																													matrix → clast support FeOx - yellow orange on fracs wh/green clay on fracs
56	qs sph 55									sph	tr																			1-2% py - f.g. mets, clots diss, xtal → massive locally ~~4~~-6% to 10%?? Matrix rusty
58	qs py sph 58									sph	tr																			matrix replacement qtz-py-sph?? vns, 40-50° to c/A
60																														

oxidized, open space, cockscomb struct
trace gypsum on fracs (barite)
58.08 - qtz-py-sph, 6mm 40° to c/A
56.83

PREDATOR GROUP

PROJECT: Harlan HOLE_ID: HR11-003 LOGGED BY: J Cary DATE: August 2011

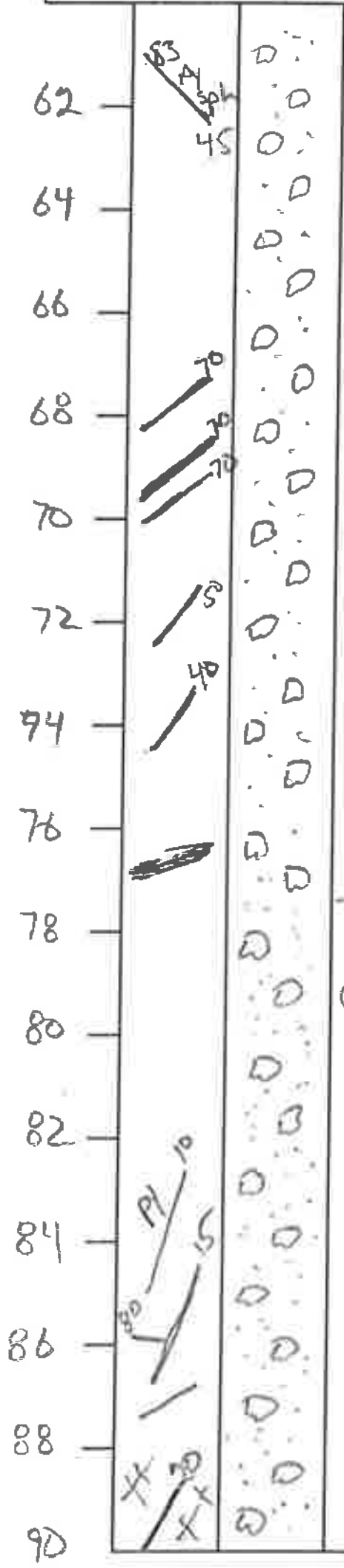

GRAPHIC			LITHOLOGY					MINERALIZATION				ALTERATION-1									ALTERATION-2								
INTERVAL	STRUCTURE	LITHOLOGY	ROCKCODE	MODIFYCODE	GRAIN_SIZE	COLOR	OXIDE_CODE	SULF1	SULF1_PCT_CODE	SULF2	SULF2_PCT_CODE	ALT-1	ALT-1_FORM	ALT-1_INT	ALT-1_VEIN_TYPE	ALT-1_VEIN_%	ALT-1_MIN1	ALT-1_MIN1_PCT CODE	ALT-1_MIN2	ALT-1_MIN2_PCT CODE	ALT-2	ALT-2_FORM	ALT-2_INT	ALT-2_VEIN_TYPE	ALT-2_VEIN_%	ALT-2_MIN1	ALT-2_MIN1_PCT CODE	ALT-2_MIN2	ALT-2_MIN2_PCT CODE
			60.0 Cngl		CG		2	py	2	sph	tr	Pr	pat	2	qpy	2	ch	5	mont	2									
								[illegible]	3																				
			77.60																										
			Cngl		CG		0	py	3	sph	tr	Si	pat	2	qpy	3	83	20											

COMMENTS / DESCRIPTION

60.84m - Vn qtz, py, sph, 14 mm 45° to C/A

60.0 - 77.60 m
Cgl matrix, brn, v. weakly efferv. chl/cc/clay??
tr → 1% py replacement
trace clay on fracs/matrix

59.75, 67.90, 68.97 m 10-40 cm, 70° C/A
qtz bn; py/sph, chl, brulred, soft CO$_3$=??, no f.33
Vn - 10-20% py, 8-10 sph

72.45, 74.30 - 1 cm, 40-50° to C/A
open space fill, qtz

75.20 - 77.60 - Bleached, strongly pyritic
zones semi massive 15 cm 30% py, tr cpy + asp??, po
orange/brn Feox, tr sph
matrix, fracs, vnlet py repl.

77.60 - 96.50 m
77.60 - 88.11 Cgl, sandy siliceous matrix
minor py/qtz/sph vn/veinlets w/ gouge
no selvage to veins

89.0 - 95.5m Cgl w/ minor Ss, lgt gray/
wk/mod bleach/silif, text destrn
minor, wkly sheeted qtz veins, gray-white gash
deformed / 1-2%
late Qtz-py/sph; planar → stwk
10 mm → 20 mm 10-20° to C/A

Page 3 of 14

PREDATOR GROUP

PROJECT: Harlan

HOLE_ID: HR11- 003

LOGGED BY: J Cary

DATE: August 2011

GRAPHIC · LITHOLOGY · MINERALIZATION · ALTERATION-1 · ALTERATION-2



INTERVAL	STRUCTURE	LITHOLOGY	ROCKCODE	MODIFYCODE	GRAIN_SIZE	COLOR	OXIDE_CODE	SULF1	SULF1_PCT_CODE	SULF2	SULF2_PCT_CODE	ALT-1	ALT-1_FORM	ALT-1_INT	ALT-1_VEIN_TYPE	ALT-1_VEIN_%	ALT-1_MIN1	ALT-1_MIN1_PCT_CODE	ALT-1_MIN2	ALT-1_MIN2_PCT_CODE	ALT-2	ALT-2_FORM	ALT-2_INT	ALT-2_VEIN_TYPE	ALT-2_VEIN_%	ALT-2_MIN1	ALT-2_MIN1_PCT_CODE	ALT-2_MIN2	ALT-2_MIN2_PCT_CODE	COMMENTS / DESCRIPTION
92																														92.5 - 94.0 - sheared, stylolitic, s.l.f 30° to C/A
94																														
96			96.5																											
98			Cngl		CG		O	py	2	sph	tr	Si	pat	1	qPY	1	q3	10	ill	5										96.5 – 107.75 m wh clay on fracs; decrease bleach/s.l.f
100																														Chl shears - 1-2 mm
102																														100.5 - sph/lgt pink/brn soft gangue 80° to C/A 1-2 mm w/ py/qtz
104																														102.75 - Unl Alt py, sph, clay/chl 30° to C/A 20-30 cm pyritic selvage
106																														
108			107.75																											
110			Sdst 110.0		MG		O	py	2																					107.75 - 110.00 & 114.0 - 115.5 Ss, blk, pyrite, locally contorted qtz + qtz-py vnlets
112			Cngl																											
114			114.0		CG		O	py	3	po	tr	Si	pat	1	qPY	1	q3	10												113.0 - py-qtz ± po ± sph vns 5-15 mm 40° to C/A, planar, no selvage, local po, wk bleach??
116			Sdst 115.5		MG		O	py	2																					
118																														
120			Cngl		CG		O	py	6	Asp	tr	Si	pat	1	qPY	1	q3	10												118.5 - 121.0 - wk bleach, strongly pyritic local 5-6% matrix repl/diss, mg/xtalline 1-2 mm xtals minor vns ± tr asp on margin of 2-3 mm py vns

white clay on fracs

PREDATOR GROUP

PROJECT: Harlan HOLE_ID: HR11-003 LOGGED BY: J Cary DATE: August 2011

GRAPHIC | LITHOLOGY | MINERALIZATION | ALTERATION-1 | ALTERATION-2 | COMMENTS / DESCRIPTION



INTERVAL	ROCKCODE	MODIFYCODE	GRAIN_SIZE	COLOR	OXIDE_CODE	SULF1	SULF1_PCT_CODE	SULF2	SULF2_PCT_CODE	ALT-1	ALT-1_FORM	ALT-1_INT	ALT-1_VEIN_TYPE	ALT-1_VEIN_%	ALT-1_MIN1	ALT-1_MIN1_PCT_CODE	ALT-1_MIN2	ALT-1_MIN2_PCT_CODE	ALT-2	ALT-2_FORM	ALT-2_INT	ALT-2_VEIN_TYPE	ALT-2_VEIN_%	ALT-2_MIN1	ALT-2_MIN1_PCT_CODE	ALT-2_MIN2	ALT-2_MIN2_PCT_CODE	COMMENTS / DESCRIPTION
122																												123.1-123.5 ~ Fault, sheared, blk/white clastr 25° to C/A, carb, qtz-py vn sheared
	123.1																											123.1-124.3 - Ss, Blk, So 25° to C/A carb, strongly sheared, all faulted
124	F2																		Fault									
126	123.5 1.				O	Py	4	sph	tr	Pr	pat	1	qpy	1	Cl	2	py	1										124.3 -
128	Cngl						–						1	1														127.30 - py, qtz, sph vn; frac planar 30° to C/A py xtalline 0.5-1mm diss + hairline qtz-py vnlts
130																												
132																												130.03m - 4mm - 45° to core axis sph/py/qtz/po? 131.80m - Flt; late barite fill; clear/purple in chl/clay goug
134	136.0																											124.3-164.28 Cgl 'lst → dk gray' no → wkly bleached @ 142. py-sph ± qtz cut by qtz-py ± sph.
136	Cngl		CG		O	Py	4	sph	1	Pr	pat	2	qpy	2	cl	4	py	1										± → rounded' matrix → clast support siliceous → sandy buff matrix - no fizz
138					O	Py	2																					sandy → py late py/chl on fractures
140					O	Py	4																					cut with spaced py-qtz-sph-po vns. strong sulfidation in clasts/clast margins + matrix
142							2																					lots of blk → green chl on fracs
144																												
146							4																					massive py-sph-qtz vns 2-10mm 45-35° to C/A, planar, no selvage
148																												vn density locally to 2% variable sph 10-60% in vn w/ py ± qtz ± po
150							2																					peachy colored gangue; hard 5-6; dense w/ @3 cleavage?. Anhy

PREDATOR GROUP

PROJECT: Harlan HOLE_ID: HR11-003 LOGGED BY: J Cary DATE: August 2011

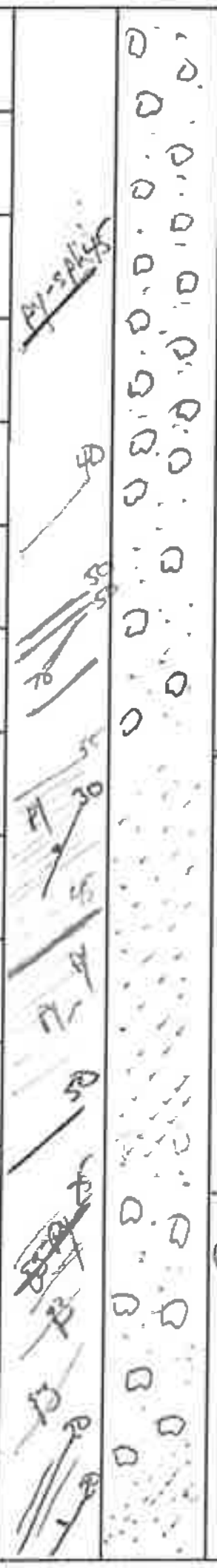

	GRAPHIC	LITHOLOGY					MINERALIZATION				ALTERATION-1									ALTERATION-2									
INTERVAL	ROCKCODE	MODIFYCODE	GRAIN_SIZE	COLOR	OXIDE_CODE		SULF1	SULF1_PCT CODE	SULF2	SULF2_PCT CODE	ALT-1	ALT-1_FORM	ALT-1_INT	ALT-1_VEIN_TYPE	ALT-1_VEIN_%	ALT-1_MIN1	ALT-1_MIN1_PCT CODE	ALT-1_MIN2	ALT-1_MIN2_PCT CODE	ALT-2	ALT-2_FORM	ALT-2_INT	ALT-2_VEIN_TYPE	ALT-2_VEIN_%	ALT-2_MIN1	ALT-2_MIN1_PCT CODE	ALT-2_MIN2	ALT-2_MIN2_PCT CODE	COMMENTS / DESCRIPTION
152					0		py	2																					149.00 wk alt / minimal bleach
154																													1-2% diss py in matrix
156																													py-chl on frac surfaces - prop. alt. 156.25; Vn py·sph·qtz (po) 45° to c/a, 6mm
158																													
160																													
162							py	4																					
164	Cngl 164.28																												
166	Sdst		MG		0		py	5	sph	1				qpy	1														164.28 - Ss Blk w/ coarse gray interbeds
168							py		asp	tr																			strongly pyritic; seams ll to So, locally 4-5% 164.00 - 173.0 qtz-py vns 1-3mm 55° to c/a spaced @ 1% density
170																													168.15 - Py, po, qtz, sph vn 40mm, 45° to c/a & Asp on Vein margins same zone white, folded qtz vns; del margins
172	172.87																												
174	Cngl		CG		0		py	3	sph	tr	Pr	pat	1	qpy	1	Cl	2												172.87 - 194.60m
178																													
178																													
180																													fg diss py So ll; minor py vnlts

PREDATOR GROUP

PROJECT: Harlan HOLE_ID: ____ HR11-003 LOGGED BY: J Cary DATE: August 2011

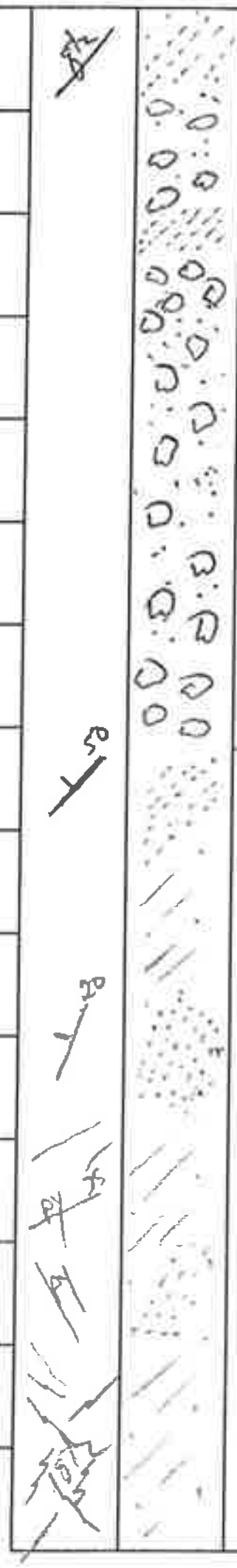

	GRAPHIC		LITHOLOGY					MINERALIZATION				ALTERATION-1									ALTERATION-2									
INTERVAL	STRUCTURE	LITHOLOGY	ROCKCODE	MODIFYCODE	GRAIN_SIZE	COLOR	OXIDE_CODE	SULF1	SULF1_PCT CODE	SULF2	SULF2_PCT CODE	ALT-1	ALT-1_FORM	ALT-1_INT	ALT-1_VEIN_TYPE	ALT-1_VEIN_%	ALT-1_MIN1	ALT-1_MIN1_PCT CODE	ALT-1_MIN2	ALT-1_MIN2_PCT CODE	ALT-2	ALT-2_FORM	ALT-2_INT	ALT-2_VEIN_TYPE	ALT-2_VEIN_%	ALT-2_MIN1	ALT-2_MIN1_PCT CODE	ALT-2_MIN2	ALT-2_MIN2_PCT CODE	COMMENTS / DESCRIPTION
182																														
184																														
186																														
188																														
190																														
192																														Chl/Bar on fracs shears; chl green → blk Bar clear, xtalline, sheets/fracfill
194			194.60 Sdst		MG		O	Py	4	sph	1	Pr	pat	2	QPY	3	CL	5												194.60 - 220.43, Ss >>> slt/Sh, Black chl/py on shears/fracs planar bedded → massive
196																														locally 5-15% qtz vns, sheared strongly pyritic deformed
198																														tr BaSO4 on frac surfaces 3-5% So// f.g. diss py. + clots/blebs, zones w/ 7-8%
200																														
202																														
204																														205.0 - Qtz vn ± py; gashy deformed. soft sed.
206																														
208																														carb locally
210																														

PREDATOR
GROUP

PROJECT: Harlan   HOLE_ID: ____ HR11- 003   LOGGED BY: J Cary   DATE: August 2011



	GRAPHIC		LITHOLOGY					MINERALIZATION				ALTERATION-1									ALTERATION-2									
INTERVAL	STRUCTURE	LITHOLOGY	ROCKCODE	MODIFYCODE	GRAIN_SIZE	COLOR	OXIDE_CODE	SULF1	SULF1_PCT_CODE	SULF2	SULF2_PCT_CODE	ALT-1	ALT-1_FORM	ALT-1_INT	ALT-1_VEIN_TYPE	ALT-1_VEIN_%	ALT-1_MIN1	ALT-1_MIN1_PCT_CODE	ALT-1_MIN2	ALT-1_MIN2_PCT_CODE	ALT-2	ALT-2_FORM	ALT-2_INT	ALT-2_VEIN_TYPE	ALT-2_VEIN_%	ALT-2_MIN1	ALT-2_MIN1_PCT_CODE	ALT-2_MIN2	ALT-2_MIN2_PCT_CODE	COMMENTS / DESCRIPTION
212																														5-10% deformed, irregula gash qtz vns 1-4mm, wkly sheeted ± py 1-2%
214								Py	6	sph	tr.					1/2									5					tr-1/2% planar, qtz-py vns, younger. 4 sph: 20-50% py
216																														
218																														
220			220.43																											
222			Cngl		CG		0	Py	4	sph	1	Pr	pat	2	qPY	1	CL	5							–					220.43-226.12 Cgl
224																tr														blk, stylolitic, chl seams Vns, planar, 60° to c/a py, qtz, sph, po? bar??
226			226.12																											late cut syndep vnlets 20° to c/a frac w/ barite/chl; clean, xtalline, local bladed
228			Sdst 228.0		MG		0	Py	2			Pr	pat	1	qPy	1	Cl	2												226.12-235.50 m py clots, xtals in fo, folded gash vns. Cgl/Ss interbedded, sheared, folded, deformed
230			Cgl/ss		CG		0	py	2			Pr	pat	1	q	tr	cl	2												locally carb, chl, bar, pyritic
232			Cngl																											
234																														
236			235.0																											235.0 - 246.0
238			Cngl		CG		0	py	1			Pr	pat	1	py	tr	cl	2												
240																														

PREDATOR GROUP

PROJECT: Harlan

HOLE_ID: ____ HR11- 003

LOGGED BY: J Cary

DATE: August 2011



	GRAPHIC		LITHOLOGY					MINERALIZATION				ALTERATION-1									ALTERATION-2									
INTERVAL	STRUCTURE	LITHOLOGY	ROCKCODE	MODIFYCODE	GRAIN_SIZE	COLOR	OXIDE_CODE	SULF1	SULF1_PCT CODE	SULF2	SULF2_PCT CODE	ALT-1	ALT-1_FORM	ALT-1_INT	ALT-1_VEIN_TYPE	ALT-1_VEIN_%	ALT-1_MIN1	ALT-1_MIN1_PCT CODE	ALT-1_MIN2	ALT-1_MIN2_PCT CODE	ALT-2	ALT-2_FORM	ALT-2_INT	ALT-2_VEIN_TYPE	ALT-2_VEIN_%	ALT-2_MIN1	ALT-2_MIN1_PCT CODE	ALT-2_MIN2	ALT-2_MIN2_PCT CODE	COMMENTS / DESCRIPTION
242																														Cgl - 1st - dkn gray - zones locally wkly
244																														bleached tr - 2% py diss xtals; clot/blebs in matrix
246			246.0																											replace..
248			Cngl		CG		O	py	4			Pr	pat	2	py	2	Cl	5	py	4	↑									Cgl 246.0 - 270.5 strong py 4% locally 6% or more as matrix
250																										249.25 Rubbly, crush Flt zone ~0.5m				replacement + vns. matrix fine → coarse grn, xtalline, clots in fracs, matrix
252																														Veins are wk planar to planar 1-3 mm - single buff colored (qtz.?) ± bar ± py, no fizz
254																														250.0 - 255.0 - strong sheeted frac 40° to C/A mm-cm spacing, leached bar (chl? - green soft min [illegible]
256																														minor SS interbeds, strongly pyritic/baritic
258								py	2																					
260																					baritic									
262								py	4																					262.40 m - FZ/Vn fill 15° to C/A, rubbly margins
264																														w/ barite/chl fill/frac coat 1-2% barite Thin bx'n ∥ to FZ.
266								py	6																					
268								py	6																					255 - 263 - 5 - 10%
270																					↓									

chl
bar } clt/prop
py

PREDATOR GROUP

PROJECT: Harlan

HOLE_ID: HR11-003

LOGGED BY: J Cary

DATE: August 2011

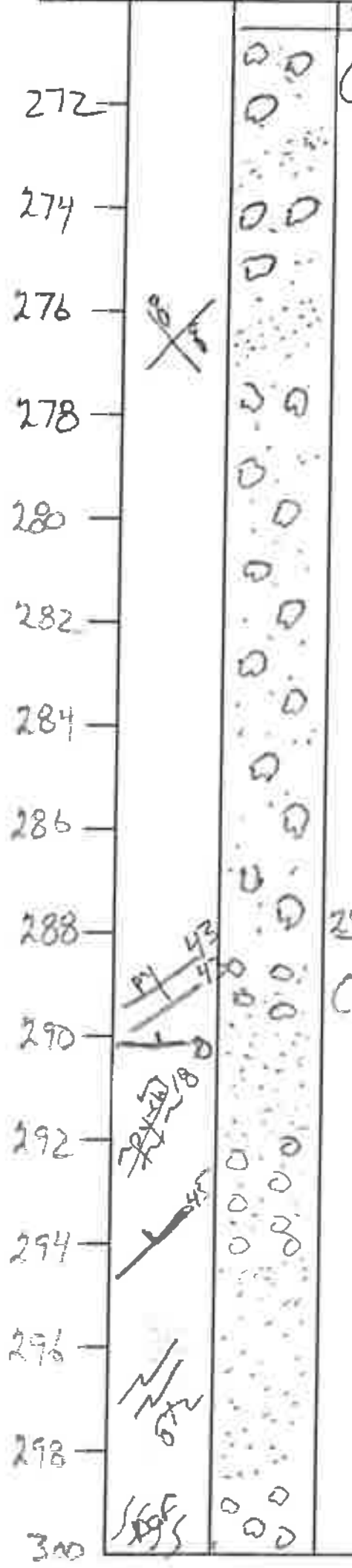

INTERVAL	ROCKCODE	MODIFYCODE	GRAIN_SIZE	COLOR	OXIDE_CODE	SULF1	SULF1_PCT_CODE	SULF2	SULF2_PCT_CODE	ALT-1	ALT-1_FORM	ALT-1_INT	ALT-1_VEIN_TYPE	ALT-1_VEIN_%	ALT-1_MIN1	ALT-1_MIN1_PCT_CODE	ALT-1_MIN2	ALT-1_MIN2_PCT_CODE	ALT-2	ALT-2_FORM	ALT-2_INT	ALT-2_VEIN_TYPE	ALT-2_VEIN_%	ALT-2_MIN1	ALT-2_MIN1_PCT_CODE	ALT-2_MIN2	ALT-2_MIN2_PCT_CODE	COMMENTS / DESCRIPTION
	270.5 Cngl		CG		O	py	2			Pr	pat	1	g	tr	Cl	1												270.5 - 288.0 Cgl - little no bleach wkning qtz dom. in ss lith
	288.0 Cngl		CG		O	py	5	bar	2	Si	per	2	py	3	83	15	Ch	2										288.0 - 320.0 Cgl - bleached, Si altered strong py-bar ± as ± sph.
																												292.10 - 294.30m Cgl, lgt gray, clasts outline hazy, strongly pyritic, shear/qtz vn clasts, py diss/matrix & vn 5-6% → bar, chl, py; broken clasts
																												295.50 m - strongly py, carb ss; ± 5-6% clots/blebs S0 ||, gash qtz vnlets tr-1%, 1-3mm

narrow 1-2mm vnlets py deformed, offset

PREDATOR GROUP

PROJECT: Harlan

HOLE_ID: HR11- 003

LOGGED BY: J Cary

DATE: August 2011

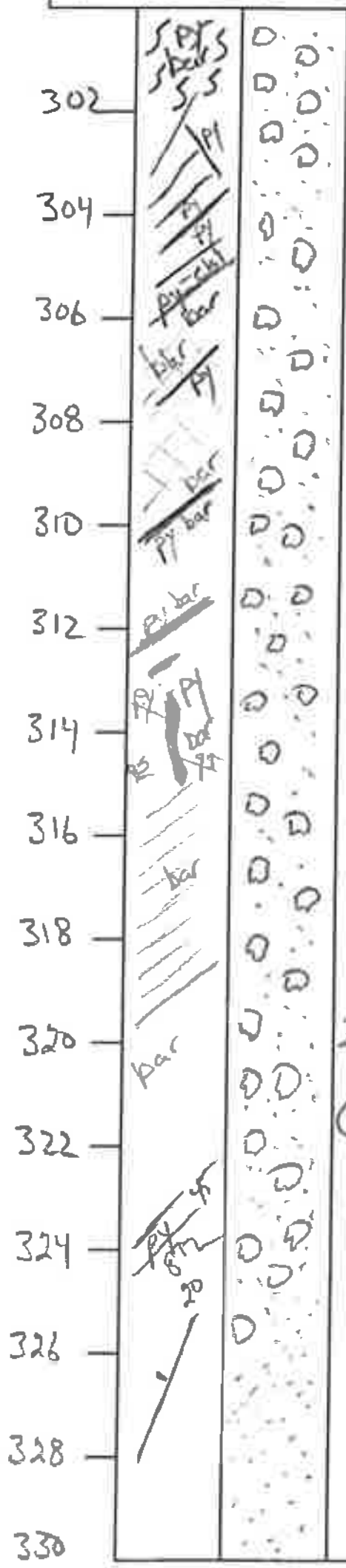
302
304
306
308
310
312
314
316
318
320
322
324
326
328
330
py
bar
S
S.S
py
py
py
py-chl
bar
blbr
py
bar
py bar
py bar
py
py
bar
py
bar
bar
py
45
80
20

INTERVAL	GRAPHIC		LITHOLOGY					MINERALIZATION				ALTERATION-1									ALTERATION-2									COMMENTS / DESCRIPTION
	STRUCTURE	LITHOLOGY	ROCKCODE	MODIFYCODE	GRAIN_SIZE	COLOR	OXIDE_CODE	SULF1	SULF1_PCT_CODE	SULF2	SULF2_PCT_CODE	ALT-1	ALT-1_FORM	ALT-1_INT	ALT-1_VEIN_TYPE	ALT-1_VEIN_%	ALT-1_MIN1	ALT-1_MIN1_PCT_CODE	ALT-1_MIN2	ALT-1_MIN2_PCT_CODE	ALT-2	ALT-2_FORM	ALT-2_INT	ALT-2_VEIN_TYPE	ALT-2_VEIN_%	ALT-2_MIN1	ALT-2_MIN1_PCT_CODE	ALT-2_MIN2	ALT-2_MIN2_PCT_CODE	
																														298.50 — 301.50 massive py-chl replacements/vn py → 4-5 [illegible] w/ massive [illegible] blk chl
302																														± blades barite, leached barite text
304																														301.50 - 319. Cgl, mod bleached, silif, patchy
306																														poddy sulfide py w/ barite veins 15 mm 0° to c/a, clean, xtallin, late, bx matrix local
308																														
310																														
312																														314.0 asp/py in vns/cut by bar
314								PY	6	asp	0.5																			
316								PY	4	asp	tr																			wkly sheeted 1-3 mm qtz-py-chl-bar ~~local~~ vuggy qtz w/ open space fill
318			320.0																											
320			Cngl		CG		0	PY	2	bar	tr	Pr	pat	1	8PY	1	Cl	5												320.0 - 350.0 m.
322																														xtalline barite on fracs late w/chl on fracs py-asp-qtz vnlets/veins 1-5 mm 65° to c/a w/ bar
324								PY		asp																				326.80 - Cgl/ss cont - 331.20 Ss - coarse → fine, blk, carbon, local frac/shear
326																														minor gash qtz vnlets
328																														

PREDATOR GROUP

PROJECT: Harlan HOLE_ID: HR11-003 LOGGED BY: J Cary DATE: August 2011

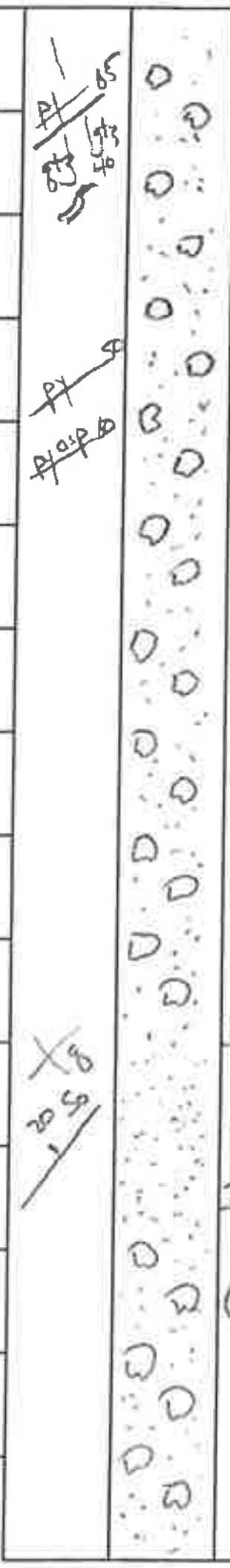

	GRAPHIC		LITHOLOGY					MINERALIZATION				ALTERATION-1									ALTERATION-2									
INTERVAL	STRUCTURE	LITHOLOGY	ROCKCODE	MODIFYCODE	GRAIN_SIZE	COLOR	OXIDE_CODE	SULF1	SULF1_PCT_CODE	SULF2	SULF2_PCT_CODE	ALT-1	ALT-1_FORM	ALT-1_INT	ALT-1_VEIN_TYPE	ALT-1_VEIN_%	ALT-1_MIN1	ALT-1_MIN1_PCT_CODE	ALT-1_MIN2	ALT-1_MIN2_PCT_CODE	ALT-2	ALT-2_FORM	ALT-2_INT	ALT-2_VEIN_TYPE	ALT-2_VEIN_%	ALT-2_MIN1	ALT-2_MIN1_PCT_CODE	ALT-2_MIN2	ALT-2_MIN2_PCT_CODE	COMMENTS / DESCRIPTION
332					CG		0	py	2	apy	tr	Pr	pat	1	qpy	1	Cl	5												331.20 ~ 350.0 Cgl, med gray coarse ss → pebble; mostly
334																														rounded → subround, minor $; salt/pepper chl dom w/ calc slt, argillite
336																														minor py vnlets & clean/gray gash qtz ± tr asp? chl on fracs / late prop?
338																														
340																														
342																														
344																														
346																														
348																														
350			350.0																											
352			Sdst		MG		0	py	2																					350.0 - 353.25m Ss - dk → lt gray; locally carb
			353.25																											
354																														
356			Cngl		CG		0	Py	3	apy	tr	Pr	pat	1	qpy	1	Cl	5												353.25 - 360.84 Cgl, sandy interbeds
358																														
360																														

PREDATOR GROUP

PROJECT: Harlan HOLE_ID: HR11- 003 LOGGED BY: J Cary DATE: August 2011

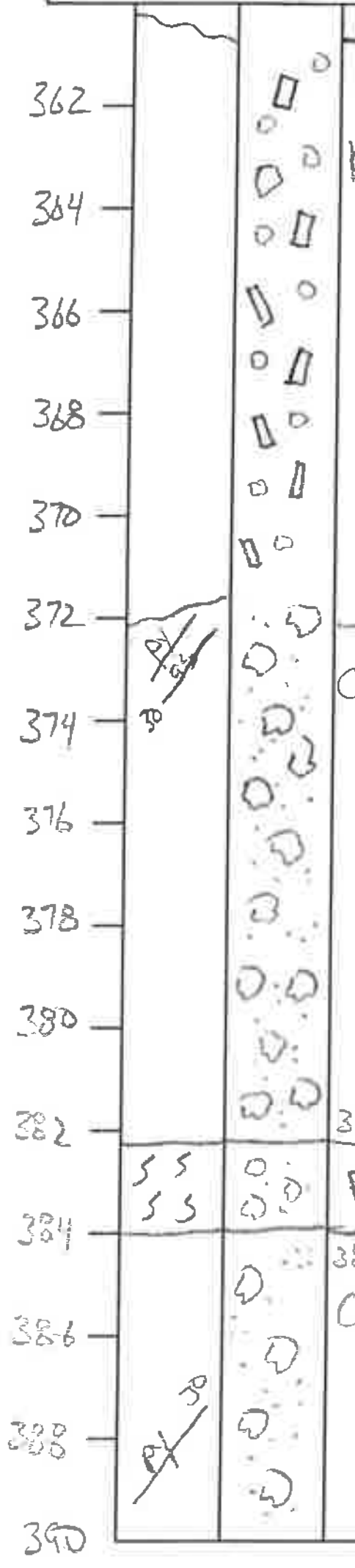

INTERVAL	ROCKCODE	MODIFYCODE	GRAIN_SIZE	COLOR	OXIDE_CODE	SULF1	SULF1_PCT CODE	SULF2	SULF2_PCT CODE	ALT-1	ALT-1_FORM	ALT-1_INT	ALT-1_VEIN_TYPE	ALT-1_VEIN_%	ALT-1_MIN1	ALT-1_MIN1_PCT CODE	ALT-1_MIN2	ALT-1_MIN2_PCT CODE	ALT-2	ALT-2_FORM	ALT-2_INT	ALT-2_VEIN_TYPE	ALT-2_VEIN_%	ALT-2_MIN1	ALT-2_MIN1_PCT CODE	ALT-2_MIN2	ALT-2_MIN2_PCT CODE	COMMENTS / DESCRIPTION
360.84	Kgmp	Por	CG		0	Py	1			Pr	per	2	–	–	Cl	5	mont	5										360.84-372.09m Kgmp - megacrystic; resorbed rounded Kspar; plag pheno → green clay, mont. ... qtz pheno; local coarse wm after bio chl ± tr py & clay prop alt, locally argillic
	Cngl		CG		0	py	3			Si	per	2	qPy	1	83	15												372.09 – 393.81m Cgl, lt gray mod-strong perv bleached matrix/clast ghosts locally strongly pyritic 3-4% planar/replacement py-asp-qtz 2-3mm 30° to c/a some chl
382.5	Fz		FG		0	Py	2			Pr	per	2			Cl	10												382.5 - 384.0 - Fault
384.0	Cngl		CG		0	Py	2			Pr	pat	2	Py	1	Cl	5												384.0 - 393.81 m

PREDATOR GROUP

PROJECT: Harlan HOLE_ID: HR11-003 LOGGED BY: J Cary DATE: August

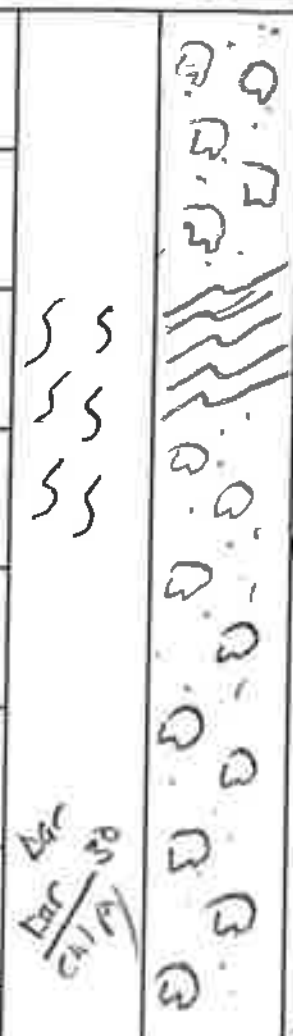

	GRAPHIC		LITHOLOGY					MINERALIZATION				ALTERATION-1									ALTERATION-2									
INTERVAL	STRUCTURE	LITHOLOGY	ROCKCODE	MODIFYCODE	GRAIN_SIZE	COLOR	OXIDE_CODE	SULF1	SULF1_PCT_CODE	SULF2	SULF2_PCT_CODE	ALT-1	ALT-1_FORM	ALT-1_INT	ALT-1_VEIN_TYPE	ALT-1_VEIN_%	ALT-1_MIN1	ALT-1_MIN1_PCT_CODE	ALT-1_MIN2	ALT-1_MIN2_PCT_CODE	ALT-2	ALT-2_FORM	ALT-2_INT	ALT-2_VEIN_TYPE	ALT-2_VEIN_%	ALT-2_MIN1	ALT-2_MIN1_PCT_CODE	ALT-2_MIN2	ALT-2_MIN2_PCT_CODE	COMMENTS / DESCRIPTION
392			393.81																											393.81 - 395.14 F2 - broken strongly; clay alt/gouge
394			FZ		FG		O	py	4			Ar	per	2			ill	10												gray (illite/py) clay/gouge, crushed/vein strong pyritic 4-5%
396			395.14 Cgl		GG		O	py	2			Pr	pat	2	py	1	cl	5			barite									395.14-404.49 Cgl, variably bleached, broken to 398.0m
398																														
400																														barite blades; some to 3-4 cm, clean, xtalline some fine needles, fracs, matrix w/ chl.
402																														locally carb; large xtalline py & fine grained diss
404			404.46 EOH																											404.49m EOH

DRILLHOLE SUMMARY FORM

PREDATOR
GROUP

HOLE_ID: HR11- 004

DRILL CONTRACTOR: Kluane Drilling
DRILLER: Eric Kositsin

START DATE / TIME: August 24, 2011
FINISH DATE / TIME: Sept 1, 2011

PROJECT: Harlan
PROSPECT: Vortex
PROJECT CODE: HAR
End Of Hole CODE:

DRILLHOLE SUMMARY (Slow drilling, etc) **FROM / TO:**

UTM Zone 9.

LOGGED BY: K. Fecova
DATE: Sept. 3, 2011
DRILL TYPE: Diamond NTW

NAD83 UTM E: 366573
NAD83 UTM N: 7015316
GRID ID: n/a
GRID X: n/a
GRID Y: n/a
ELEV: 1750.781

CROSS SECTION:

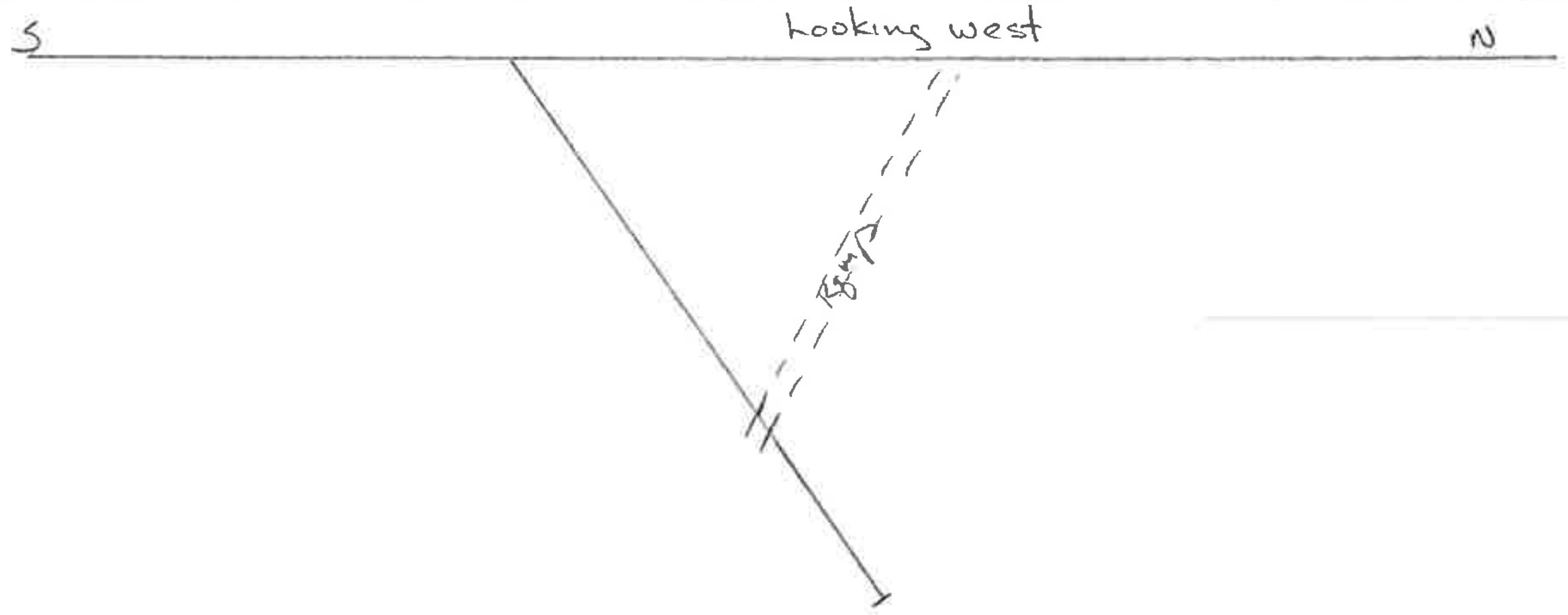

COLLAR DIP: -55
GRID AZIMUTH: n/a
TRUE AZIMUTH: 0
PRECOLLAR LENGTH: n/a
TOTAL LENGTH: 326.14

DH SURVEYED (Y/N): Yes
DH SURVEYED BY: Kluane
DH SURVEY TOOL: Reflex Single Shot

ORIENTED CORE: no
TOOL TYPE:

PROJECT: HARLAN HOLE_ID: HAR11-004 LOGGED BY: Karin Fecova DATE: Sept 3 2011

	GRAPHIC		LITHOLOGY					MINERALIZATION				ALTERATION-1									ALTERATION-2									
INTERVAL	STRUCTURE	LITHOLOGY	ROCKCODE	MODIFYCODE	GRAIN_SIZE	COLOR	OXIDE_CODE	SULF1	SULF1_PCT_CODE	SULF2	SULF2_PCT_CODE	ALT-1	ALT-1_FORM	ALT-1_INT	ALT-1_VEIN_TYPE	ALT-1_VEIN_%	ALT-1_MIN1	ALT-1_MIN1_PCT_CODE	ALT-1_MIN2	ALT-1_MIN2_PCT_CODE	ALT-2	ALT-2_FORM	ALT-2_INT	ALT-2_VEIN_TYPE	ALT-2_VEIN_%	ALT-2_MIN1	ALT-2_MIN1_PCT_CODE	ALT-2_MIN2	ALT-2_MIN2_PCT_CODE	COMMENTS / DESCRIPTION
1																														0-12.19m: Overburden / casing, no rock available
2																														
3																														
4																														
5																														
6			OVB																											
7																														
8																														
9																														
10																														
11																														
12																														
13			12.19	GRT	VCG - PEB	WH	1	PY	3			SI	PER	6	GREY QZ	5														12.19-14.7m: Very coarse grained "gritty" to pebble conglomerate lithic sandstone? - qtz grains are wh, grey, rounded-angular 2-4mm, in vfg mx w/ silicif^{d} matrix, overprinting textures, confusing - giving an appearance of vcg intr^{s}, but more likely sedimentary-clastic gritty rock. occas. grey qtz vns, hair-2mm thick, discrete, no vis min^{n}; both matrix & vns are vuggy (dissolv^{d} carb?), "porous"; some grains of the unit are rounded (resemble resorb^{d} grains) → silica-rich fluids resorbing lithic sandst/pebble cong (?? - some grains are seric^{d} fspar, some completely alt^{d} to lt orange earthy mater (lim?) - occas py in mx (~5%) - fracs have yellow earthy coating (lim?)
14	BR		SST																											
15			14.7 SST		FMG	CW	1		V			SI	PER	6	GREY QZ	7					SER	PER	3							

Page 1 of 22

PROJECT: HARLAN

HOLE_ID: HAR11-004

LOGGED BY: Karin Felova

DATE: Sept 3 2011

	GRAPHIC		LITHOLOGY					MINERALIZATION				ALTERATION-1									ALTERATION-2									
INTERVAL	STRUCTURE	LITHOLOGY	ROCKCODE	MODIFYCODE	GRAIN_SIZE	COLOR	OXIDE_CODE	SULF1	SULF1_PCT_CODE	SULF2	SULF2_PCT_CODE	ALT-1	ALT-1_FORM	ALT-1_INT	ALT-1_VEIN_TYPE	ALT-1_VEIN_%	ALT-1_MIN1	ALT-1_MIN1_PCT_CODE	ALT-1_MIN2	ALT-1_MIN2_PCT_CODE	ALT-2	ALT-2_FORM	ALT-2_INT	ALT-2_VEIN_TYPE	ALT-2_VEIN_%	ALT-2_MIN1	ALT-2_MIN1_PCT_CODE	ALT-2_MIN2	ALT-2_MIN2_PCT_CODE	COMMENTS / DESCRIPTION
			SST (ARG) 15.7																											14.7 - 18.7m: fg to mg sandstone/siltstone, pervasively & strongly silicf'd, pervasive & mod sericit'd? (bleached, lt green-yellowish); no vis min in mx; ~5-7%
16					PEB COB	GRG	1	PY	1			SI	PER	6	GREY QZ	10					LIM CL	(FRA) PAT	6 6							grey qtz vns as 12.19-14.7m, also "pores appear" due to silica fluids dissolving round grains (5% of "pores"); also lt yell earthy staining on fracs
17																														15.7 - 23.6m: Pebble to cobble chert breccia/conglomer lt grey-whitish-green; both clasts & mx are strong & perv silicf'd, hard to say if clasts are chert or just argillite/silicf'd siltstn
18																														~20% grey, hair - 2mm thick; discrete vns (qtz) cut there but don't cut silicf'd & chlor'd 'mx' = a dense network of fracs w/ silica - chlor - lim fill, green fill is [illegible], that will hard, [illegible]
19																														could be py originally; likely late chlor-py alt'n on fracs (STW, network, dense, ~30-40%); trace fresh, fmg py in silicf'd mx
20			CONG																											- [illegible] grey qtz vns → some cut across the clasts only → some cut also across mx - multiple generations of grey qtz vng
21																														
22																														
23			23.6		FMG	GRG	1	PY	1			SI	PER	6	GREY QZ	8					LIM	(FRA) PAT	6							23.6 - 27.12m; Fine to med grained mudstone/siltstone, med-dk green grey; [illegible], mod-str pervasive
24																														silicf'n (→ argillite), local pores as remnants of 0.5mm grains?, also ~10% of 0.5mm clay? alt'd yell-lt brown earthy grains; internal [illegible] stretched locally [illegible], [illegible] grey qtz
25			MUD (ARG)																											discrete vns pick up locally → unit strongly silicf'd; lim (yell or rusty earthy mater) on fracs, no vis min; [illegible] py [illegible]
26																														@24.7-25m: [illegible], silicf'd [illegible] ~30% qtz gash grey vng @25.6-26.7m: [illegible] orange, [illegible], qtz vng, discrete,
27			27.12	BLE	VCG COB	GY	1	PY	10			SI	PER	6	GREY QZ	30					LIM	(FRA) PAT	6							[illegible], [illegible], wispy; FeOx on fracs 27.12 - 31.5m: [illegible] pebble conglom/bx (some clasts rounded, [illegible]) 2 types of clasts < pebble (≤ cm size) [illegible]
28			CONG																along 3-4 ←											[illegible] mx supported [illegible] clasts of grey-white clasts & mx; some clasts are clasts w/ bleached margins & bleaching propagating inward. Bleached clasts have lt grey-lt brown [illegible]; yellow earthy [illegible] lim)
29																														on fracs; [illegible] of pores bleached - yellowish - lt greenish [illegible], [illegible] locally; @27.7-28m, ~4 grey qtz vn ~4-7mm thick x-cutting each other + discrete qtz grey vns [illegible]
30																														

along 3-4 ← - conglom. unit [illegible] by fracs (w/ hairline network fracs)
also grey gash qtz vns present over the unit, locally [illegible] ~ 2-20%, no vis min; some vns are rusty; unit
- also pitted
- unit contains 1-10% py in mx, in clasts (along fracs)

PROJECT: HARLAN HOLE_ID: HAR11-004 LOGGED BY: Karin Ferova DATE: Sept 3 2011

	GRAPHIC		LITHOLOGY					MINERALIZATION				ALTERATION-1									ALTERATION-2									
INTERVAL	STRUCTURE	LITHOLOGY	ROCKCODE	MODIFYCODE	GRAIN_SIZE	COLOR	OXIDE_CODE	SULF1	SULF1_PCT_CODE	SULF2	SULF2_PCT_CODE	ALT-1	ALT-1_FORM	ALT-1_INT	ALT-1_VEIN_TYPE	ALT-1_VEIN_%	ALT-1_MIN1	ALT-1_MIN1_PCT_CODE	ALT-1_MIN2	ALT-1_MIN2_PCT_CODE	ALT-2	ALT-2_FORM	ALT-2_INT	ALT-2_VEIN_TYPE	ALT-2_VEIN_%	ALT-2_MIN1	ALT-2_MIN1_PCT_CODE	ALT-2_MIN2	ALT-2_MIN2_PCT_CODE	COMMENTS / DESCRIPTION
			CONG																											
31			31.5		FMG	YGR	2	PY	✓ 2			LIM	PER	6	LIM QZ	2					SI	PER	6	GREY QZ	5					31.5 - 33.53 m : Mg porous yell - lt green sandstone (very soft, crumbly) intercal^d w vfg grey argill? chert?, scratchable, motif^d mudst/slt
32			SST																											laminae & thin beds, pitted appearance (py molds); no vis min; yellow-orange granular earthy mat -> lim on fracs but also present in sandstone, silicif^d is grey band - mudst? or is it really chert interbed?
33			33.53		VCG COB	GY	1	PY	✓ 10			SI	PER	6	GREY QZ	15					LIM	(FRA) PAT	6							grsh grey qtz dissemin vns can pick up locally to 5%, also STW of 1-2 mm mod qtz-lim vuggy vns w no vis min. LC@45TCA
34			CONG																											33.53 - 35.2m Grey vcg to cobble congl / bx as 27.12-31.5m, relatively fresh, locally mx, locally clast support^d; str silicif^d, fmg fresh py diss^d in mx, microfrac (<1%),
35			35.2 CONG	PY	VCG COB	OGY	2	PY	✓ 30			LIM	(FRA) PAT	6																yellow or rusty lim on fracs, locally up to 15% grey grsh [illegible] vns 35.2 - 36.2m a short, mini-mon, wh, wispy qtz vn w no vis min @ 35.2 - 35.23m, dominant amount is vcg-cob congl as 33.53-35.2m,
36			36.21		VCG COB	GY	1	PY	✓ 10			SI	PER	6							LIM	(FRA) PAT	6							but w plenty (~30%) fg fresh py in mx + lim as well (a 60cm thick orange-grey subunit) 36.2 - 39.8m : grey vcg to cob congl as 27.12-31.5m
37			CONG																											
38																														
39			39.8	PY	VCG COB	OGY	2	PY	✓ 30			LIM	(FRA) PAT	6																39.8 - 42.2 m : orange rust - grey vcg to cob conglom
40																														as 35.2 - 36.2m w a short (few 10 cm) subunit of not oxid (relatively fresh) grey vcg to cob conglom.
41			CONG																											
42			42.2		VCG COB	GY	1	PY	✓ 10			SI	PER	6							LIM	(FRA) PAT	6							42.2 - 50.53 m : Grey vcg to cob congl as 27.12 -
43																														31.5 m
44			CONG						✓																					
45																														

PROJECT: HARLAN HOLE_ID: HAR11-004 LOGGED BY: Karin Fecova DATE: Sept 3 2011

INTERVAL	STRUCTURE	LITHOLOGY	ROCKCODE	MODIFYCODE	GRAIN_SIZE	COLOR	OXIDE_CODE	SULF1	SULF1_PCT_CODE	SULF2	SULF2_PCT_CODE	ALT-1	ALT-1_FORM	ALT-1_INT	ALT-1_VEIN_TYPE	ALT-1_VEIN_%	ALT-1_MIN1	ALT-1_MIN1_PCT_CODE	ALT-1_MIN2	ALT-1_MIN2_PCT_CODE	ALT-2	ALT-2_FORM	ALT-2_INT	ALT-2_VEIN_TYPE	ALT-2_VEIN_%	ALT-2_MIN1	ALT-2_MIN1_PCT_CODE	ALT-2_MIN2	ALT-2_MIN2_PCT_CODE	COMMENTS / DESCRIPTION
46																														
47																														
48			CONG																											
49																														
50																														
51			50.33	PY	VCG COB	OGY	2	PY	30			LIM	(FRA) PAT	6							SI	PER	6							50.33-51.9m: Vcg to cobble congl/bx w chert rounded & ang clasts, locally clast supp^d, locally mx supp^d, clasts / area, lt grey, bk (rare), lt green, rounded up to few cm in diam; mx (pebble - vcg, mm scale)
52			CONG 51.9		VCG COB	GY	1	PY	10			SI	PER	6							LIM	(FRA) PAT	6							tends to be & angular clasts; py diss in mx + lim (oren-rusty) also in some clasts; upper part of interval has
53																														~30% py; lower half has ~10% fresh diss py; frxs are coat^d by rusty lim, or yellow-lt orange powdery earthy mat (lim)
54	SEMI-COMP		CONG																											51.9-55.3m: as 27.12-31.5m, black clasts tend to have more diss py than other (grey-wh clasts)
55																														
56			55.3	PY	VCG COB	OGY	2	PY	30			LIM	(FRA) PAT	6																55.3-57.8m: as 50.33-51.9m, but w ~ less pyrite & subunit (~5-10% py)
57			CONG																											
58			57.8																											57.8-61.3m: as 27.12-31.5m, w ~15% diss py
59					VCG COB	GY	1	PY	15			SI	PER	6							LIM	(FRA) PAT	6							in mx & rarer clasts
60			CONG																											@ 59.8-59.9m: stringy 1-2mm thick, rusty-dk or redox-qtz vns w bxd host frags

PROJECT: HARLAN HOLE_ID: HAR11-004 LOGGED BY: Karin Fecova DATE: Sept 3 2011

	GRAPHIC		LITHOLOGY					MINERALIZATION				ALTERATION-1									ALTERATION-2									
INTERVAL	STRUCTURE	LITHOLOGY	ROCKCODE	MODIFYCODE	GRAIN_SIZE	COLOR	OXIDE_CODE	SULF1	SULF1_PCT_CODE	SULF2	SULF2_PCT_CODE	ALT-1	ALT-1_FORM	ALT-1_INT	ALT-1_VEIN_TYPE	ALT-1_VEIN_%	ALT-1_MIN1	ALT-1_MIN1_PCT_CODE	ALT-1_MIN2	ALT-1_MIN2_PCT_CODE	ALT-2	ALT-2_FORM	ALT-2_INT	ALT-2_VEIN_TYPE	ALT-2_VEIN_%	ALT-2_MIN1	ALT-2_MIN1_PCT_CODE	ALT-2_MIN2	ALT-2_MIN2_PCT_CODE	COMMENTS / DESCRIPTION
			CONG						↓																					
61			61.3 CONG	PY	VCG COB	OGY	2J	PY	30			CL LIM	(FRA) PAT	6							SI	PER	6							61.3-62.3m : as 50.33 - 51.9m 62.3-65 : as 27.12 - 31.5 m, most dominant dk grey clasts
62	10		62.3		VCG COB	GY	1	PY	10			SI	PER	6	LIM- PY- QZ	1					LIM	(FRA) PAT	6							
63			CONG																											@63.10-63.17m - Planar, grey, 2mm thick, qtz-iron ox(5%) py (5%) vn @ 40 TCA; no alt'd envelope; py in qtz & vn selvages
64			65						↓																					@ 64.15-64.25m : cobb congl fines to vcg-gritty congl w clast of uniform size (~2 mm)
65			CONG 66	PY	VCG COB	OGY	2J	PY	30			CL LIM	(FRA) PAT	6							SI	PER	6							65-66m : ~50 cm (upper portion) of pyritic vcg-cob congl (as 50.33-51.9m)
66	15				VCG COB	GY	1	PY	10						QZ- PY	1														66- m: as 27.12-31.5m 66.6m - 10% qtz-py (±cq) vn, planar, ~3mm thick, ∠15°, β 040°
67															ANK- QZ- PY	2														67.15m : orange, ~2mm thick, fmg FeOx-qtz-siderite/ank ∠10°, β 000, also few more std 1-2mm thick, also w ~3-5% py in vns
68	semi-comp																													
69			CONG																											
70															GREY QZ	2														70.3-70.5m : Hairline grey qz-ish discrete vns cutting across clasts ± mx
71															ANK- QZ- PY	2														71.2-71.3m: STW like, hair-2mm thick, vuggy, ank-qtz-py vns
72			72.20 CONG	PY	VCG COB	OGY	2J	PY	↓ 30			CL LIM	(FRA) PAT	6	GREY QZ	2.5					SI	PER	6							72.20-73.60m : as 50.33-51.9m 73.60-77.15m : as 27.12-31.5m
73			73.60		VCG COB	GY	1	PY	10			SI	PER	6		↓														73-74m : STW of hair-2mm, ~25%, grey, discrete, qtz veins, cutting across everything
74			CONG																											
75																														

PROJECT: HARLAN
HOLE_ID: HAR 11-004
LOGGED BY: Karin Ferova
DATE: Sept 3 2011

INTERVAL	STRUCTURE	LITHOLOGY	ROCKCODE	MODIFYCODE	GRAIN_SIZE	COLOR	OXIDE_CODE	SULF1	SULF1_PCT_CODE	SULF2	SULF2_PCT_CODE	ALT-1	ALT-1_FORM	ALT-1_INT	ALT-1_VEIN_TYPE	ALT-1_VEIN_%	ALT-1_MIN1	ALT-1_MIN1_PCT_CODE	ALT-1_MIN2	ALT-1_MIN2_PCT_CODE	ALT-2	ALT-2_FORM	ALT-2_INT	ALT-2_VEIN_TYPE	ALT-2_VEIN_%	ALT-2_MIN1	ALT-2_MIN1_PCT_CODE	ALT-2_MIN2	ALT-2_MIN2_PCT_CODE	COMMENTS / DESCRIPTION
	GRAPHIC		LITHOLOGY					MINERALIZATION				ALTERATION-1									ALTERATION-2									
			CONG																											
76																														
77			77.15 CONG 78.15	PY	VCG COB	DGY	2	PY	30			CL LIM	(FRA) PAT	6							SI	PER	6							77.15-78.15m: as 50.33-51.9m
78					VCG COB	GY	1	PY	10			SI	PER	6							LIM	(FRA) PAT	6							78.15-80.4m: as 27.12-21.5m
79			CONG																											
80			80.4 CONG	PY	VCG COB	DGY	2	PY	30			CL LIM	(FRA) PAT	6																80.4-82 m: as 50.33-51.9m
81	45		82												PY QZ	1														81.4 m: 90% py-10% qz, irreg, but somewhat planar. 2mm thick py vn, @ 45 TCA
82	conf. + semi-comp				VCG COB	GY	1	PY	10			SI	PER	6							LIM	(FRA) PAT	6							82-86.5m: as 27.12-31.5m, prob w wood slices also includes sections as 50.33-51.9m 82.4-82.6m: Pyrite? vcg-cob cong/bx
83	50																													83-83.4m: Vcg cong/bx w occ cob/peb clasts 83.4m 2mm thick 90% py-10% qz vn, α 50, β 200,
84	35		CONG																											planar, cut by a 2mm thick qz vn-ll py qz vn @84.8m: 1mm thick planar grey qz vn w py in
85																														qz - seems to be the same py "solid" vn - "mix" cutting them this grey qz vn can be likely earlier than pyritization, α=35°, β=240;
86	prob w wood slice (split on 1m?)		86.5?	PY	VCG COB	DGY	1	PY	20			CL LIM	(FRA) PAT	6							SI	PER	6							86.5? - 89m: as 50.33-51.9m, so it seems that this is where the whole problem started w a
87																														shift by 1m (all good down to 55m, then instead of 86 m after 1m of wood block would mark 87 m?; see all this together → no way there is a poor recovery
88			CONG 89.5																											I will dare to postulate the breakout more or everything should be 1 m. 89-90m: as 27.12-31.5m
89 90			CONG		VCG COB	GY	1	PY	10			SI	PER	6							LIM	(FRA) PAT	6							

PROJECT: HARLAN HOLE_ID: HAR11-004 LOGGED BY: Karin Fecova DATE: Sept 5 2011



INTERVAL	ROCKCODE	MODIFYCODE	GRAIN_SIZE	COLOR	OXIDE_CODE	SULF1	SULF1_PCT_CODE	SULF2	SULF2_PCT_CODE	ALT-1	ALT-1_FORM	ALT-1_INT	ALT-1_VEIN_TYPE	ALT-1_VEIN_%	ALT-1_MIN1	ALT-1_MIN1_PCT_CODE	ALT-1_MIN2	ALT-1_MIN2_PCT_CODE	ALT-2	ALT-2_FORM	ALT-2_INT	ALT-2_VEIN_TYPE	ALT-2_VEIN_%	ALT-2_MIN1	ALT-2_MIN1_PCT_CODE	ALT-2_MIN2	ALT-2_MIN2_PCT_CODE
91		VN	VCG COB	GY	2	PY	5						PY-LIM-QZ	2								GREY QZ	2				
92																											
93																											
94	93.5	BX	FMG	DGYL	1	PY	15						PY-LIM QZ	15								PY	5				
95																											
96	SST/VN																										
97																											
98	98																										
99	CONG		VCG COB	GY	1	PY	15						GREY QZ	10													
100	99.2	MAS	FMG	DGYL	0	PY	10						PY QZ	3								GREY QZ	20				
101	SST 100.9		VCG COB	GY	1	PY	20						GREY QZ	5								QZ PY	5				
102			VCG COB	GY	1	PY	20	AS	2	SI	PER	6	GREY QZ	3					SER? CLY	PAT	6	QZ PY	3				
103	CONG																										
104																											
105	104.4 SST	MAS	FMG	GY	1	PY	10	AS	2	SI	PER	6	QZ-PY	2					CL	PAT	3	GREY QZ ANK	2 1				

COMMENTS / DESCRIPTION

90-93.5m: both, more & less pyrit'd vcg-cob cong/bx w ~4% of vng + 2 pyrich vns described below:
@90.9m: ~1cm thick, planar, lim > py > qtz vn w bx'd, frag'd host w/in the vein; likely 90% py that oxid to lim (80%); α ~ 50
@92.1m: mass, ~2-5cm thick, ~perp TCA, py (80%) - lim (10%) - qtz (10%) w frags of the host rock
@91.9m: wh, fg, diff margs, 1cm thick, qtz>>py vn, ∢ 45 TCA;
@ 93.2-93.5m: set of 3, dk grey qtz vns, ∢ 20 TCA, discrete, disrupted, ~planar?, offset?, ~2mm thick, ~10cm apart
93.5-98m: Vn bx + fmg lt brown-red grey str silif'd mudstone + siltstone + sandstone (it is scratchable), sometimes looks like dike, diff to say; it is bx'd by qtz - lt grey-wh, fg, diffuse margs, swirly, discrete, blebs, ~15-20% of all in rock; this qtz also contains fmg py and limonite & can be vuggy; present are also py vn (~1mm thick), ~stringers, STW like; present are py blebs, clusters, diss in host

98-99.2m lt-med grey vcg to cobble cong/bx as 27.12-31.5m also w pyr'd subunit as 50.33-51.9m; also present is STW grey qtz vns, ~1inch, discrete; some of these vns contain occas py in the central parts, ~ locally to 3mm thick;

99.2-100.9m lt brown-grey fmg silic'd [illegible] w ~10% diss fg py in host; ~5% of py & py-qtz STW stringers (hair - 3mm thick) [illegible] out (red in graphic); also dk grey qtz vng present, esp [illegible] up to 20% @ end of the unit (last 30cm) STW, [illegible] thick
100.9-104.4m both more, less pyrit'd vcg-cob cong/bx w meter scale intervals w fmg sandst, pyr'd portions has up to 30% py: py as vcg [illegible] in mx, in clusters, around clasts, as stringers, assoc'd also w qtz STW vng (1mm thick); minor ~ 0.5-1mm apy [illegible] with py clusters, also in vn selvs of py>>qtz vns - @ 40 TCA [illegible] stringers, more pyr'd sections are also [illegible] & seric'd? (yellowish, very soft to scratch)

PROJECT: HARLAN HOLE_ID: MAR11-004 LOGGED BY: Karin Ferova DATE: Sept 7 2011



GRAPHIC			LITHOLOGY					MINERALIZATION				ALTERATION-1									ALTERATION-2								
INTERVAL	STRUCTURE	LITHOLOGY	ROCKCODE	MODIFYCODE	GRAIN_SIZE	COLOR	OXIDE_CODE	SULF1	SULF1_PCT_CODE	SULF2	SULF2_PCT_CODE	ALT-1	ALT-1_FORM	ALT-1_INT	ALT-1_VEIN_TYPE	ALT-1_VEIN_%	ALT-1_MIN1	ALT-1_MIN1_PCT_CODE	ALT-1_MIN2	ALT-1_MIN2_PCT_CODE	ALT-2	ALT-2_FORM	ALT-2_INT	ALT-2_VEIN_TYPE	ALT-2_VEIN_%	ALT-2_MIN1	ALT-2_MIN1_PCT_CODE	ALT-2_MIN2	ALT-2_MIN2_PCT_CODE
			SST 105.8																										
106			CONG	SL	VCG COB	GYL	0	PY	30 10	AS	2	SI	PER	6	QZ-PY	2								ANK-QZ-PY	1				
107	80 ⫽		107.6		VCG COB	GY	0	PY	10			SI	PER	6	CL-PY	3								GREY QZ	15				
108			CONG																										
109	80 ⫽ 80 ⫽		109.3	MAS	FMG	GY	0	PY	5	BOR?	1				CL-PY	2								GREY QZ ANK-PY	2 1				
110																													
111								AS	3	PY	10				AS-PY	1								PY	2				
112	50 ⫽		SST					AS	2	PY	5																		
113	comp																												
114			114.9																										
115			CONG 115.9		VCG COB	GY	0	PY PY	20 5	AS	1	LIM	PAT	6	PY	2													
116			SST	MAS	FMG	GRG	0	PY	5			SI	PER	6	ANK PY	2								Q-PY	3				
117																								GRY QZ-PY	2				
118	50 ⫽		118 SST 119	MAS	FMG	GYD	0	PY	10			SI	PER	6	AS-PY-PO	1								QZ	20				
119			SST	MAS	FMG	GRG	0	PY	5			SI	PER	6	PY	3								CL-PY-QZ	3				
120																													

COMMENTS / DESCRIPTION

104.4 - 105.8m. Massive, grey, f-mg sands/siltstone, silic^d, mod chlor'd w 2% calcite hairline STW, 2% py hairline fracs, & locally w 10% diss py in halo. Contains a short section of [illegible] → 105.3-105.4m w 30% py clusters in mx incl 2% aspy with clusters

105.8 - 107.6m: both more & less pyr^d cong/bx, more pyr^d portion 105.8-106.65m: minor aspy w py clusters in mx (the same size as py - 0.5-1mm, euh xtls); 1 py vn, planar, 2mm thick, 50 TCA; this unit is more bleached than the one @ 107.6-109.6

107.6 - 108.3: siltstone w/in cong/bx unit @ 107.6 - 109.3m, cong/bx more grey, less bleached, as 27.12-31.5m; the upper portion (siltstone/sands) is thinly-bedded, green-brown, f-mg, intercal^d w 5cm thick vcg-pebble sands/congl (strongly silic^d); contact btw two units ~45 TCA; siltstone/sands unit contains ~3% py vns (100% py, or py>>qtz or py>>qtz, STW-like, x-cutting each other (@ 40 TCA, 20 TCA, 5 TCA); cong/bx unit w ~2-3% diss py, 2% py hair fracs & 2 sheet py vns @ 108.2-108.3m (2mm thick, 3cm apart, 30 TCA) grey qtz STW (hair-2mm thick) @ 107.6-108.1m (~15%)

109.3 - 114.9m grey silt/sands as in 107.6-109.3 w minor chl wisps, chl-py vn, minor grey qtz vns & rare cal-py vn (all hair-1-2mm thick, random orient^n)

@ 110.4m: 0.5% bornite (? in peacock-plate) on frac

@ 111.25 - 111.65m: vcg to pebble chert bx w 2% hair-1mm py veinlets, incl one aspy-py vn, @ 5 TCA, 50% aspy, 50% py, 2cm long

- thin grey-green siltst/sands composed of green (fuchsitic? mudstone) w diss py-chl blebs & streaks (3%), ~2-3% vng: ① py-chl ② py-carb ③ py-chl-qtz } hair-few mm thick, STW like

- in sands ~5% py dissem^d, w local up to 10% diss py

114.9 - 115.9m: vcg to pebble cong^l w upper section in mx/clasts, lower ~5% py in mx/clasts; py also in hair-mm thick veinlets^d lim also present in mx; rare aspy in mx

115.9 - 118 m: Grey silt/sands as 107.6-109.3m; occas py-ank STW, hair-few mm thick, also local py-chl streaks, blebs, ~3% diss py cubes; rare grey qtz-py vns (mm thick)

118 - 119m: grey silt/sands as 107.6-109.3m, → [illegible] ~20% qtz blebs, diffuse, but this w 10-15% vcg py & clusters of py diss in bands; also rare 50% py - 40% po - 10% aspy, planar

119 - 123.5m: Green mst/sands, not as above; w soft sed defm^n → fg intermingl^d w/ mg blebs; also mst intercal^d w mg sands (10-20 cm thick units); all veinlets are STW, some planar: chl-py (STW) py & py-aspy (STW & planar) 40-45 TCA, ~1mm-2mm thick;

PROJECT: HARLAN HOLE_ID: HAR11-004 LOGGED BY: Karin Fenova DATE: Sept 7 2011

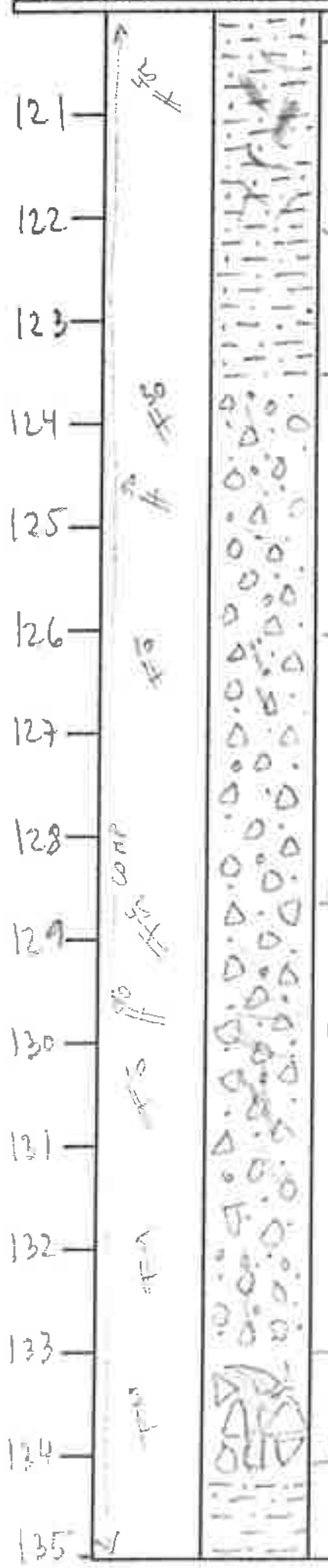

	GRAPHIC		LITHOLOGY					MINERALIZATION				ALTERATION-1									ALTERATION-2									
INTERVAL	STRUCTURE	LITHOLOGY	ROCKCODE	MODIFYCODE	GRAIN_SIZE	COLOR	OXIDE_CODE	SULF1	SULF1_PCT CODE	SULF2	SULF2_PCT CODE	ALT-1	ALT-1_FORM	ALT-1_INT	~~ALT-1~~_VEIN_TYPE	~~ALT-1~~_VEIN_%	ALT-1_MIN1	ALT-1_MIN1_PCT CODE	ALT-1_MIN2	ALT-1_MIN2_PCT CODE	ALT-2	ALT-2_FORM	ALT-2_INT	~~ALT-2~~_VEIN_TYPE	~~ALT-2~~_VEIN_%	ALT-2_MIN1	ALT-2_MIN1_PCT CODE	ALT-2_MIN2	ALT-2_MIN2_PCT CODE	COMMENTS / DESCRIPTION
121			121.2	VN	FMG	GY	0	PY	15	AS	5	SI	PER	6	PY	3								AS-PY	2					121.2 – 122.2 m: Mineral^{g} portion of grey md f sst; 2 1cm thick vns w 80% aspy & 20% py @ 120.8m; ~ 3% py hair stringers
122			SST																											
123			122.2 SST		FMG	GY	0	PY	3			SI	PER	6	PY	2								CL-PY ANK-PY	3 1					122.2 – 123.5m: Intercal^{g} f-mg md w mg sst, w ~2% diss py in mx, ~ 2% py hair fract, 1% ank – py hairline veinlets &, occa. py blebs, clast replacements close to contact w conglom/bx; ~ 3% of py-anker-qtz & py-chlor-qtz veinlets (planar or STW); planar @ 30 TCA, hairline – 1mm thick
124			123.5		VCG COB	GY	0	PY	2			SI	PER	6	CL-QZ-PY	2								PY-AN-QZ	2					
125			CONG																											
126			126																											
127			CONG	PY	VCG COB	OGY	0	PY	20			SI	PER	6	PY-AN-CL	2								ANK PY	1 2					126 – 128.5m: Miner^{g} vcg to cob congl/bx w ~15% py in mx; 2% py hair – 1mm veinlets & 2% ~ 2-3mm thick py-ank-chl vns (planar, ~ 10 TCA); 1 ank vn, ~ 2mm thick, 45 TCA, no vn min @ 127.97m; diss py in mx can reach locally 30%
128																														
129			128.5		VCG COB	GY	0	PY	10			SI	PER	6	PY	2														128.5 – 133 m: Grey vcg to cob congl/bx w occas (3%) py, qtz-py-chl vnlets, some @ 80, 90, 75 TCA
130			CONG					PY PY	20 20																					129.1 – 129.2 m: Min^{d} (20% py) in mx of vcg-cob congl bx 129.3 – 129.63 m: –"–
131															AS-PY	2														@ 130.58m: 2 veinlets consisting of 70% py + 30% aspy, ~ 5mm thick, ~ 90-70 TCA @ 130.7 – 131.2 m: 2-5mm thick, mass. py vn @ 0-5 TCA w/ ≤1 diss py in host mx [illegible]
132																														
133			133																											
134			VN 134	BX	FG	GRG	0	PY	2			SI	PER	6	CL-PY-QZ	70									ANK QZ	1				133 – 133.7m: Strongly qtz-se (silica flooded), mottled deform^{d}, wavy lt green-lt grey-lt brown siltstone; ~ 20% qtz, 30% chlorite, chlor^{d} contacts betw clasts & qtz, py present along contacts (w chlorite)
135			SST		FMG	GRG L		PY	5			SI	PER	6	CL PY	10									ANK CL	1				@133.3 – 133.5m: hair – 3mm thick, calc-qtz vn, 0-10 TCA no vn min

PROJECT: HARLAN
HOLE_ID: HAR 11 - 004
LOGGED BY: Karin Felova
DATE: Sept 8 2011

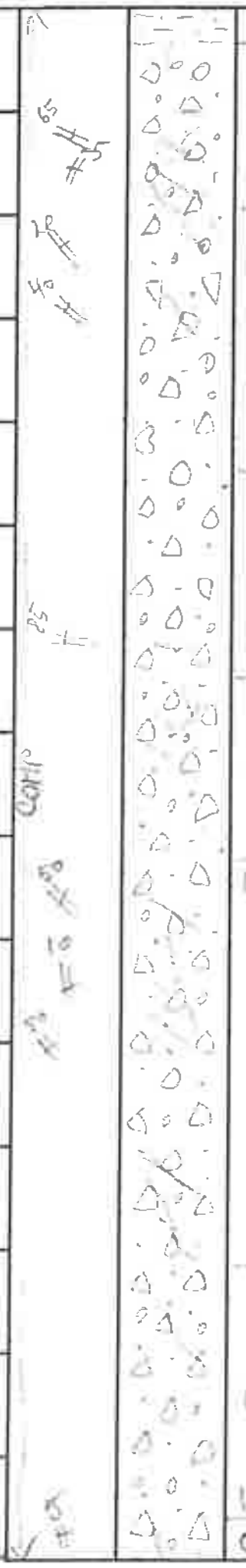

	GRAPHIC		LITHOLOGY					MINERALIZATION				ALTERATION-1									ALTERATION-2								
INTERVAL	STRUCTURE	LITHOLOGY	ROCKCODE	MODIFYCODE	GRAIN_SIZE	COLOR	OXIDE_CODE	SULF1	SULF1_PCT_CODE	SULF2	SULF2_PCT_CODE	ALT-1	ALT-1_FORM	ALT-1_INT	ALT-1_VEIN_TYPE	ALT-1_VEIN_%	ALT-1_MIN1	ALT-1_MIN1_PCT_CODE	ALT-1_MIN2	ALT-1_MIN2_PCT_CODE	ALT-2	ALT-2_FORM	ALT-2_INT	ALT-2_VEIN_TYPE	ALT-2_VEIN_%	ALT-2_MIN1	ALT-2_MIN1_PCT_CODE	ALT-2_MIN2	ALT-2_MIN2_PCT_CODE
136			SST 135.2		VCG COB	GY	0	PY	3	AS	2	SI	PER	6	ANK QZ	2								PY- AS- QZ	1				
137			CONG 137																										
138				PY	VCG COB	GRGL	0	PY	20	AS	1	SI	PER	6	QZ- CL- PY	2					CL	(FRA-PY) PAT	6	ANK PY	1 2				
139			CONG																										
140			139.1		VCG COB	GY	0	PY	2	AS	1	SI	PER	6	ANK- PY	1								GREY QZ PY	2 2				
141			CONG													—													
142			141.5	PY	VCG COB	GRG	0	PY	30	AS	5	SI	PER	6	PY AS	3					CL	(FRA-PY) PAT	6	GREY QZ ANK-QZ-AS-PY	3 3				
143	COMP		CONG																										
144			143.2		VCG COB	GRGL	0	PY	2	AS	1				PY AS	2								ANK-AS AS	1 1				
145																													
146			CONG																										
147																													
148			147.3	PY	VCG COB	GRGL	0	PY	20	AS	3				PY-PO PY	1 1													
149			CONG																										
150			149.8 CONG		VCG COB	GRGL	0	PY	2	AS	1				PY	1													

COMMENTS / DESCRIPTION

134-135.2 m: Lt br - Lt green - lt grey siltstone, str silic^d, py-chl blebs, wisps, hairline veinlets w/n the unit (spotted/wispy appearance) rare ank.

135.2-137 m: vcg to cob congl-bx w ~3% dis py + 2% diss Aspy (?) in mx; @ 136.6 m: 3mm thick planar, 55 TCA, qtz > py > aspy > ank vn cutting across py-aspy stringers (@ 5 TCA); 2% grey qtz gash vns

137-139.1 m: Min^d vcg to cob cong/bx w ~4 to locally 30% py, minor aspy in mx, rare qtz > py vns @ 20 TCA, ~3 mm thick; rare py hair - 1mm thick fracs STW (one @ 40 TCA); rare non-min^d [illegible] (10cm [illegible]) w ~5% py, 1% aspy

139.1-141.5 m: vcg to cob congl/bx w ~2% py + 1% aspy diss in mx; rare py hair - 2mm, rare [illegible] - py STW, 2mm thick veinlets; rare grey qtz gash vns (hair-1/2mm thick) rare py 1mm thick str's @ 85 TCA

141.5-143.2 m: Strongly min^d section of vcg to cob congl/bx w up to 20% aspy over few cm (in av 5-10%) + semi-mass py over few cm scale: @ 141.63 m: 2mm thick 50% aspy, 50% py stringer @ 40 TCA
@ 141.5 m: mass - semi-mass py (likely some aspy as well) in 1cm thick band
@ 141.65 - 141.75 m: semi-mass py (30-40% cg, diss in mx/clasts)
@ 142 - 142.2 m: semi-mass py (30-40%) w up to 20% aspy (vcg) in mx, contacts btw clast & mx, ass^d w py, also w/n ank-congl bx (along angular frags & clasts)
@ 142.2 - 142.4 m: 30-40% diss, cg py in [illegible]
@ 142.7 - 143.2 m: 60-70% mass py + ~20% vcg aspy assoc^d w py, qtz, ank (? vn bx)
- unit also contains ~3% grey qz gash vns, 3% ank (hair - 2-3mm)

143.2-147.3 m: vcg to cob congl/bx, ~2-3% diss py in mx, tr aspy in mx, ~3% of hair-1mm aspy or py-aspy or py or ank-aspy stringers @ 10° to 5 TCA, aspy vn @ 146.6 m; lt grey qtz vns @ 143.25-143.3 m, 144.57-144.62 m;

147.3-149.8 m: Min^d vcg to cob congl/bx w minor py or py-po hairline stringers @ 10-5 TCA, 20% cg, vcg py + 3% aspy in mx

149.8-150.2 m: as 143.2-147.3 m (Lith) w ~3% diss py in mx, rare py hair vnlets @ 5 TCA

PROJECT: HARLAN

HOLE_ID: HAR 11-004

LOGGED BY: Karin Fecova

DATE: Sept 8 2011

GRAPHIC | LITHOLOGY | MINERALIZATION | ALTERATION-1 | ALTERATION-2



INTERVAL	STRUCTURE	LITHOLOGY	ROCKCODE	MODIFYCODE	GRAIN_SIZE	COLOR	OXIDE_CODE	SULF1	SULF1_PCT_CODE	SULF2	SULF2_PCT_CODE	ALT-1	ALT-1_FORM	ALT-1_INT	ALT-1_VEIN_TYPE	ALT-1_VEIN_%	ALT-1_MIN1	ALT-1_MIN1_PCT_CODE	ALT-1_MIN2	ALT-1_MIN2_PCT_CODE	ALT-2	ALT-2_FORM	ALT-2_INT	ALT-2_VEIN_TYPE	ALT-2_VEIN_%	ALT-2_MIN1	ALT-2_MIN1_PCT_CODE	ALT-2_MIN2	ALT-2_MIN2_PCT_CODE	COMMENTS / DESCRIPTION
151			CONG 150.8																											150.8-153.3m: vcg to cob congl/bx w 3% diss py, 2% aspy in aspy-py and aspy hair-1-2mm thick vns 0-30 TCA;
152					VCG COB	GY	0	PY PY	20 3	AS	2	SI	PER	6	PY AS-PY	2 3								AS	1					@151m py-aspy 1mm thick vnlet @ 5 TCA, 15 cm long
153			CONG																											@153m → vcg congl/bx (fine gravel cobble size) ⇒ contact w lt br-lt green silic'd mud/siltst @ 153.3m
154			153.3 SST	BX	FG	GRG	0	PY	10	AS	1	SER SI	PAT PER	6 6	ANK-AS	1					CL	PAT	6	ANK-PY-QZ-CL PY	2 3					153.3-154.5m: silicf'd siltstone (lt br-lt gr) w 30% qtz vng, random orient. (silica flooded),
155			154.5	BX	FG	GY	0	PY	15	AS	3	SER SI	PAT PER	6 6	AS-PY	3								ANK	1					~10% py w cht in blebs, wisps, discrete fines/ trace py-aspy veinlets (1-2mm thick), 90-70 TCA ser as traces where aspy observed; rare aspy and
156			VN/ CH																											vnlets and as-py vnlets (90 TCA) 154.5-158.3m: silic'd chert (grey-light grey-whitish/greenish) w 70% silica flood, bxd-blebby texture,
157																														mottled texture; w 15% py in discrete fines, few mm thick veinlets, clusters, blebs, up to semi-mass locally; w 3-5% aspy in veinlets w py (few mm thick), stw like,
158																														also 2% [illegible] - qtz - py stwk veinlets, few mm thick
159			158.3 SST		FG	GRG	0	PY	5	AS	2	SI	PER	6	PY-AS QZ-PY	3 5					CL	PAT	6	ANK-AS-PY	2					@156.2-156.5m: ~3% aspy in clusters w py or few mm thick veinlets (mass aspy) ~ 60 TCA @158.4m: 5mm thick, mass py-aspy 65 TCA @158.5m: 7mm thick, [illegible], ankr-qtz-aspy-py @ 45 TCA
160			159.8		VCG COB	GRGL	0	PY	3	AS	2	SI	PER	6	AS PY	1 1								GREY QZ	3					158.3-159.8m: as 153.3-154.5m (lithology w py-cht)
161																														159.8-163.2m: vcg to cob congl/bx as w 3% grey qtz-py vns (90 TCA) 3% diss py in mx, rare py & aspy hair-1mm thick veinlets to aspy @ 70 TCA, py @ 90 TCA
162			CONG																											
163			162.3 CONG	PY	VCG COB	GRGL	0	PY	30	AS	2	SI	PER	6	AS AS-PY	2 2								GREY QZ PY-QZ	2 2					162.3-163.4m: silic'd vcg to cob congl/bx w up to 30% py in mx, ~1 aspy & py-aspy vng, ~2mm thick @162.55-162.75m, 163.25-163 @ 50 TCA; ~2% grey qtz-py [illegible] veins, [illegible] locally [illegible]
164			163.4		VCG COB	GRGL	0	PY	30	AS	2	SI	PER	6	AS-ANK AS-PY	1 1								GREY QZ PY	2 2					
165			CONG																											163.4-171.2m: as 150.8-153.3m (lith) w occas vcg aspy w ~3% py in mx; occas py & aspy hair-2mm thick veins @ 90 TCA

PROJECT: MARLAN HOLE_ID: MAR 11-004 LOGGED BY: Karin Fecova DATE: Sept 8 2011



	GRAPHIC		LITHOLOGY					MINERALIZATION				ALTERATION-1									ALTERATION-2									
INTERVAL	STRUCTURE	LITHOLOGY	ROCKCODE	MODIFYCODE	GRAIN_SIZE	COLOR	OXIDE_CODE	SULF1	SULF1_PCT_CODE	SULF2	SULF2_PCT_CODE	ALT-1	ALT-1_FORM	ALT-1_INT	ALT-1_VEIN_TYPE	ALT-1_VEIN_%	ALT-1_MIN1	ALT-1_MIN1_PCT_CODE	ALT-1_MIN2	ALT-1_MIN2_PCT_CODE	ALT-2	ALT-2_FORM	ALT-2_INT	ALT-2_VEIN_TYPE	ALT-2_VEIN_%	ALT-2_MIN1	ALT-2_MIN1_PCT_CODE	ALT-2_MIN2	ALT-2_MIN2_PCT_CODE	COMMENTS / DESCRIPTION
166																														
167			CONG																											@ 167.2 m: ~ 3mm thick, 50% aspy + 2% py mass vn, ≥ 45 TCA, planar
168																														
169																														
170																														170.9 m 5mm thick ank vn, ~ 30 TCA, w/ [illegible] x-cutting py vnlets 1-2 mm thick
171			171.2	PY	VCG COB	GRGL	0	PY	15	AS	1	SI	PER	6	AN-PY PY	1 2								AN-PY-AS	1					171.2 - 174m altern'g less pyrit'n (2% dis py in mx) w more pyr'n (10-30% diss py in mx) vcg to cob congl/bx rare ank-qtz-py hair veinlets; one ank-aspy-py hair stringer @ 50 TCA
172			CONG																											
173			174																											
174			CONG		VCG COB	GRGL	0	PY	2			SI	PER	6	AN-PY	1								GREY QZ	2					174 - 175.25 m: "Minor" min'n vcg-cob congl/bx w up to 2% py in mx; rare ank - py hair vnlets
175			175.25	PY	VCG COB	GRGL	0	PY	30			SI	PER	6	QZ-PY	1														175.25 - 177.85m: Strongly pyrit'n (up to 30%) vcg-cob congl/bx w py in mx; rare qtz-py hair-1mm thick stringers
176			CONG																											
177			177.85		VCG COB	GRGL	0	PY	2			SI	PER	6																177.85 - 180 m: "Weak" miner'n vcg-cob congl/bx w < 2% py in mx, ~ 10% py over a few cm
178																														
179			CONG 180																											
180																														

PROJECT: HARLAN HOLE_ID: MAR 11-004 LOGGED BY: Karin Ferrara DATE: sept 8 2011



	GRAPHIC		LITHOLOGY					MINERALIZATION				ALTERATION-1									ALTERATION-2								
INTERVAL	STRUCTURE	LITHOLOGY	ROCKCODE	MODIFYCODE	GRAIN_SIZE	COLOR	OXIDE_CODE	SULF1	SULF1_PCT_CODE	SULF2	SULF2_PCT_CODE	ALT-1	ALT-1_FORM	ALT-1_INT	~~ALT-1~~_VEIN_TYPE	~~ALT-1~~_VEIN_%	ALT-1_MIN1	ALT-1_MIN1_PCT_CODE	ALT-1_MIN2	ALT-1_MIN2_PCT_CODE	ALT-2	ALT-2_FORM	ALT-2_INT	~~ALT-2~~_VEIN_TYPE	~~ALT-2~~_VEIN_%	ALT-2_MIN1	ALT-2_MIN1_PCT_CODE	ALT-2_MIN2	ALT-2_MIN2_PCT_CODE
181			180 CONG	VN	VCG COB	GRGL	O	PY	5	AS	3	SI	PER	6	QZ-PY QZ-ANK	2 1								QZ-PY-ANK AS-PY-QZ	3 2				
182			181.6		VCG COB	GRGL	O	PY	2			SI	PER	6	GYL QZ	2													
183			CONG																										
184																													
185			184.4 CONG	VN	VCG COB	GRGL	O	PY	3	AS	2	SI	PER	6	PY-AS AS-AN QZ-PY	2 1					ANK	(FRA) PAT	1	PY-QZ-ANK	3				
186			185.5		VCG COB	GRGL	O	PY	2	AS	1	SI	PER	6	PY-ANK AS-PY-QZ-ANK	2 2					ANK	(FRA) PAT	1	PY-CL GREY QZ	3 2				
187																													
188																													
189																													
190																													
191																													
192																													
193																													
194																													
195																													

COMMENTS / DESCRIPTION

180-181.6m: Vein^{d} vcg to cob congl/bx w ~7% of planar, 5-10mm thick vns, @ 181.25m: 2cm thick vn of aspy-py-qtz: planar vn are of diff orient^{n}:
- qtz-ank vn @ 45 TCA
- ank vn @ 45 TCA
- py-qtz-ank @ 50, 30, 90 TCA
- lt grey qtz @ 60 TCA
- ank-py vn @ 30 TCA
- py-chlor irreg fracturing

181.6-184.4m: "Non" min^{d} vcg to cob congl/bx, w ~3% ank discrete str fract network over the interval

184.4-185.5m: Vein^{d} vcg to cob congl/bx w ~5% vng: ank-py, 2mm thick, 30 TCA
py-qtz-ank, 2mm, 60 TCA
aspy-py-ank-qtz, 4mm, 40 TCA
py hair, 70 TCA
py-aspy, hair, set of 3-4, 70 TCA

185.5-199.5m: Vcg to cob congl/bx w ~2% diss py, minor aspy, strongly silic^{d}; common py-chlor fracturing (3-5/m); ~1-2% discrete ank fractures; ~2-5% grey qtz vn, pick up locally @ few cm scale; ~5% discrete 1mm thick py-ank, py-qtz-ank veinlets randomly orient^{d}; one [illegible] series of aspy-py-qtz-ank @ 197.3 & 196.76m @ 30 TCA;
- py as [illegible] in mx or in clasts (selective)
- [illegible] diss aspy in mx & clasts

PROJECT: HARLAN

HOLE_ID: HAR 11-004

LOGGED BY: Karin Ferova

DATE: Sept 8 2011

	GRAPHIC		LITHOLOGY					MINERALIZATION				ALTERATION-1									ALTERATION-2									
INTERVAL	STRUCTURE	LITHOLOGY	ROCKCODE	MODIFYCODE	GRAIN_SIZE	COLOR	OXIDE_CODE	SULF1	SULF1_PCT_CODE	SULF2	SULF2_PCT_CODE	ALT-1	ALT-1_FORM	ALT-1_INT	ALT-1_VEIN_TYPE	ALT-1_VEIN_%	ALT-1_MIN1	ALT-1_MIN1_PCT_CODE	ALT-1_MIN2	ALT-1_MIN2_PCT_CODE	ALT-2	ALT-2_FORM	ALT-2_INT	ALT-2_VEIN_TYPE	ALT-2_VEIN_%	ALT-2_MIN1	ALT-2_MIN1_PCT_CODE	ALT-2_MIN2	ALT-2_MIN2_PCT_CODE	COMMENTS / DESCRIPTION
196																														
197			CONG																											
198																														
199																														
200	40 ✕		199.5	PY	VCG COB	GRGL	0	PY	20	AS	2	SI	PER	6	PY-CL PY-AN	3 2								AS-PY-QZ-AN PY-QZ-AN	2 2					199.5 - 202.1m: Pyrit! vcg to cob congl/bx w up to 25% cg py in mx, ang clasts, some section
201			CONG																											~10% py or 5% py @ 10 cm's scale; common py-chl fractures (~3-5%) & py-ank replacing clasts (5%); ~2% ank disseminated hair-1mm
202			202.1																											thick veinlets; rare py hair-1mm thick veinlets @195.4m: as-py-qtz-ank vn, 3mm thick, 15 TCA
203	120		SST		FG	GRG	0	PY	5	AS	2	SI	PER	6	PY-CL PY-AS	5 2														@195.85m py-aspy vn hair-1mm thick, 90 TCA @ 200.1-200.2m: a-py ([illegible]%) - py (10%) - qtz-ank, 5mm thick, 40 TCA
204	8 NS ✕		203.3 CONG		VCG COB	GRGL	0	PY	2	AS	1	SI	PER	6	QZ-ANK-PY QZ-ANK-AS	2 1					ANK	(FRA) MX PAT	5	ANK-PY GREY QZ	1 15					- ank in mx picking locally, seems to be preferential w/ pick up of diss py in mx
205	63		204.3	PY	VCG COB	BGYL GRGL	0	PY	20			SI	PER	6	PY	1					ANK	(FRA) PAT	5-10	GREY QZ PY-CL	5 2					202.1 - 203.3 m: Grey siltst/sands, sharp contact/dip @202.3 - 202. 2cm thick, 20 TCA, planar, well def'd margins, 95% py - 5% aspy vn
206			CONG																											203.3 - 204.3m: "Non-min'd" vcg to cob congl/bx w 15%-20% qtz grey, grey vns (STW), hair-mm thick, occas ank-[illegible]-qtz, 1mm thick w 45 TCA; @203.85m:
207			206.4 CONG		VCG COB	BGYL	0	PY	2			SI	PER	6																1cm thick qtz>aspy (5%) - ank vn, 45 TCA 204.3 - 206.4m: Pyrit! vcg to cob congl/bx w ~20% vcg py in mx, occas py-chl fractures, hair thin @ 60 TCA
208	40 ✕		207.4 CONG	PY	VCG COB	BGYL	0	PY	20			SI	PER	6	ANK-PY-QZ	3								PY-CL	2					206.4 - 207.4m: "Non-mineral!" vcg to peb congl/bx w minor diss py in mx 207.4 - 208.4m: Pyrit! vcg to cob congl/bx w 20% vcg py in mx, ~10-20% py
209	50 ✕		208.4		VCG COB	BGYL	0	PY	2			SI	PER	6	AS-PY-QZ-ANK	1					ANK	(FRA) PAT	3	PY-CL PY-ANK	2 1					~3% ank-py-qz vn, 1-2mm, 20-40 TCA; occas long py-chl hairline fracs; py-ank replacing some clasts @209.3m: ank-qtz-py-ank vn, 1cm thick, 25cm long, 5 TCA
210	54		CONG																											209.35 - 210.28m: Min'd equivalent w ~10% aspy-5% py replacement of a clast? - aspy & py vcg, a cluster over 3cm; also the rest of the interval 30% py, vcg in mx, present ank-py replacement of clasts ->208.4-209.1m: 'Non-min'd' vcg to cob congl/bx w ~1% py diss in mx; py + ank replacing clasts (5%)

PROJECT: HARLAN

HOLE_ID: HAR 11-004

LOGGED BY: Karin Fecova

DATE: Sept 8 2011

GRAPHIC

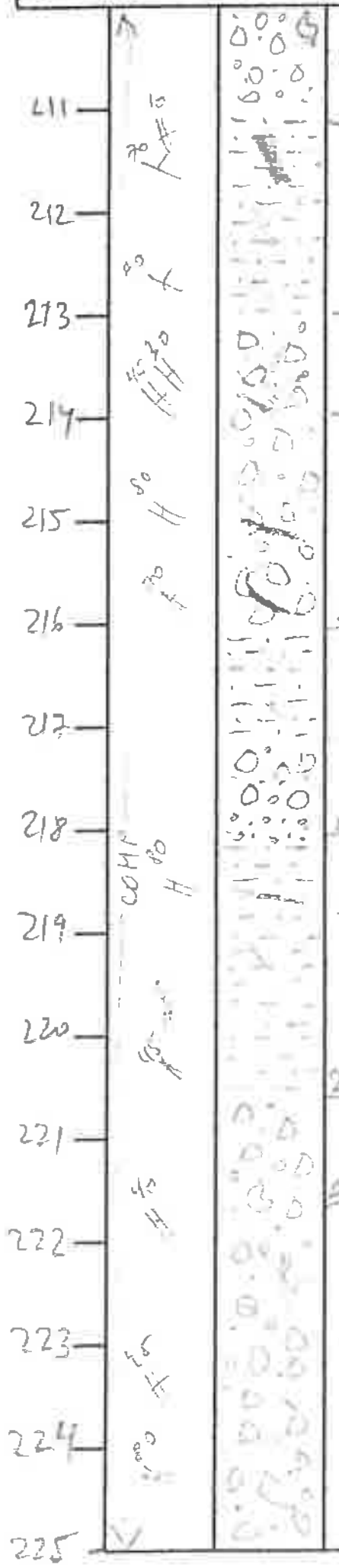

INTERVAL	ROCKCODE	MODIFYCODE	GRAIN_SIZE	COLOR	OXIDE_CODE	SULF1	SULF1_PCT_CODE	SULF2	SULF2_PCT_CODE	ALT-1	ALT-1_FORM	ALT-1_INT	ALT-1_VEIN_TYPE	ALT-1_VEIN_%	ALT-1_MIN1	ALT-1_MIN1_PCT_CODE	ALT-1_MIN2	ALT-1_MIN2_PCT_CODE	ALT-2	ALT-2_FORM	ALT-2_INT	ALT-2_VEIN_TYPE	ALT-2_VEIN_%	ALT-2_MIN1	ALT-2_MIN1_PCT_CODE	ALT-2_MIN2	ALT-2_MIN2_PCT_CODE
211.1	CONG																										
213	SST		FG	BGYL	O	PY	10	AS	2	SI	PER	6	AS-QZ-ANK-PY	2					CL	(FRA) PAT	3	AN-TUR GY QZ	1 1				
214	CONG	PY	VCG COB	GRG	O	PY	30	AS	3	SI	PER	6	ANK AS-PY-ANK	1 2								PY-CL PY-ANK-QZ	3 2				
216.1	CONG		VCG COB	ORGL	O	PY	2			SI	PER	6	CL-QZ-PY AN	3 2								AS-PY-ANK PY-CL	1 2				
217.1	SST		FG	BGYL	O	PY	15			SI	PER	6	PY-ANK	2													
218.1	CONG		VCG COB	GRGL	O	PY PY	30 2			SI	PER	6	ANK	2													
220.55	SST		FG	GY	O	PY	5	AS	1	SI	PER	6	ANK PY	2 3								ANK-TUR	2				
221.55	CONG	PY	VCG COB	OGYL	O	PY PY	25 30			SI	PER	6							ANK	(FRA) PAT	4						
	CONG		VCG COB	GYL	O	PY	3	AS	1	SI	PER	6	PY-ANK AS-PY-ANK-QZ	2 2								AS-PY PY	1 2				

COMMENTS / DESCRIPTION

211.1-213m: Lt gr-Lt br-Lt gy fg sist/sest w up to 15% py-chl blebs, wisps, discrete hair veinlets; @ 211.2m - 211.9m: 2-5mm thick aspy-qtz-ank vn, ~10 TCA; rare py qtz vn, rare ank-tour vns (discrete, hair - 8mm thick). @ 212.75m: 1mm thick aspy-py-qtz-ank veinlet, 20 TCA

213-214m: Pyr'g vcg to cob congl/bx w 30% vcg py in mx, ~5-10% of vn & vnlets ?, x-cutting each other. ank x py-as-ank x qtz-ank-py-aspy hairline - 5mm thick; aspy 3-5% in interval (all in vns)

214-216.1m: Vcg to cob congl/bx w ~2% diss py; py & aspy in ~5% vns (w qtz & ank) @215.8m, [illegible] py-chl [illegible] hair - 1mm thick & 2% discrete ank (1-2 [illegible]) vns

216.1-217.1m: lith as 211.1-213m; also up to 15% py-chl & [illegible] py-ank hair - 1mm thick veinlets

217.1-218.1m: Pyr'g vcg to cob congl/bx @ coarser [illegible] (217.1-217.8m) [illegible] congl/bx [illegible] w 1% [illegible] ank-tour hair vns

218.1-220.55m: lith as 211.1-213m. locally up to 15 py diss in mx; common py [illegible] - hairline veinlets, occas 2% ank discrete vns; also 1-2% ank-tour? veinlets - [illegible] 218.2-218.7m (up to 5% [illegible]) @ 218.5m - 2mm thick py-aspy-qtz-ank vein, 80 TCA

220.55-221.55m: Pyr'g vcg to cob congl/bx w up to 30% py, vcg, in [illegible] py in mx

221.55-223.5m: Vcg to cob congl/bx w ~2% py; occas py-ank, py hair - 1-2mm thick, random or [illegible] aspy-py-qtz & ank vns (hair - 1cm thick) @ 221.8-221.9m > 30 TCA; @ 223.1m - ? 25 TCA; @ 224.1m [illegible] 60 TCA

PROJECT: MARLAN HOLE_ID: MAR 11-004 LOGGED BY: Karin Ferova DATE: Sept 8 2011

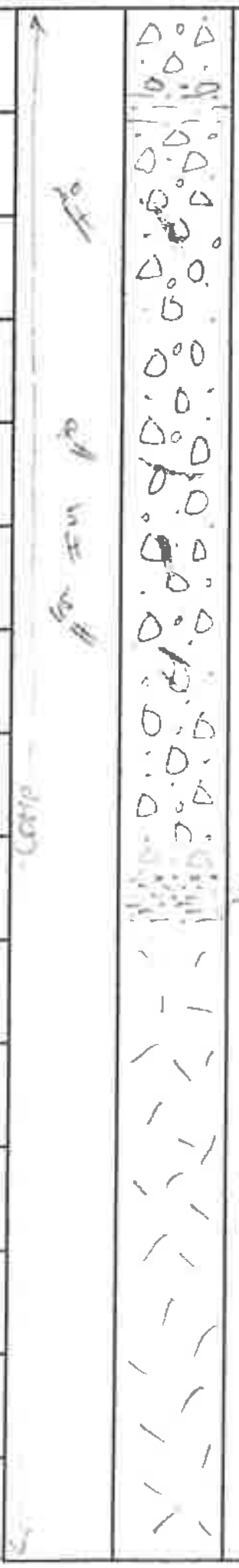

GRAPHIC			LITHOLOGY					MINERALIZATION				ALTERATION-1									ALTERATION-2									
INTERVAL	STRUCTURE	LITHOLOGY	ROCKCODE	MODIFYCODE	GRAIN_SIZE	COLOR	OXIDE_CODE	SULF1	SULF1_PCT_CODE	SULF2	SULF2_PCT_CODE	ALT-1	ALT-1_FORM	ALT-1_INT	ALT-1_VEIN_TYPE	ALT-1_VEIN_%	ALT-1_MIN1	ALT-1_MIN1_PCT_CODE	ALT-1_MIN2	ALT-1_MIN2_PCT_CODE	ALT-2	ALT-2_FORM	ALT-2_INT	ALT-2_VEIN_TYPE	ALT-2_VEIN_%	ALT-2_MIN1	ALT-2_MIN1_PCT_CODE	ALT-2_MIN2	ALT-2_MIN2_PCT_CODE	COMMENTS / DESCRIPTION
								PY	5						PY-CL	5														
226																														
227																														@227.1m: ~ 2 cm thick, vcg, vuggy ank vn @ 30 TCA
228			CONG					PY	20						PY	5														
229																														@229.1m: 2mm thick aspy-py-qtz-ank vn, 70 TCA
230																														
231																														
232																														
233			233.5	PX	FCG	GR	O	PY AS	35 5	PY	3	SI	PER	6	py-qz ANK	1 1					CL SER	6 6	PER PER	PY-CL	1					233.5 - 244.05m: Feldspar megacrystic, plagioclase & qtz eyes phyric monzonite (?) intrusion; ~ 2-3% fspar megacryst, white, zoned (3 zones), tabular, euh, some w resorbd margs, 1-2cm cxls; 15% qtz eyes, purple-dk grey, subhedral/anhedral 2-7mm cxls; 40% plag (compl sericitd, lt green-yelw) subhedr, zoned (2 zones) 2-7mm cxls; 85% vfg groundmass (white plagioclase as in [illegible]), upper & lower section) also chlor'd (overprinted), central strongly sericit'd section also overprinted by ank? (orange in groundmass)
234																														
235												SI	PER	6							SER	6	PER							
236			Km																		ANK	4	PER							
237																														~ 3-5% aspy, 0.5-1mm cxls in groundmass ~ 1-2% py, -II-
238																														rare ankerite ; py-chl 1mm thick planar veins [illegible] TCA 5-10 TCA
239																														
240																														

PREDATOR GROUP

PROJECT: MARLAN HOLE_ID: MAR 11-004 LOGGED BY: Karin Ferova DATE: Sept 9 2011



	GRAPHIC		LITHOLOGY					MINERALIZATION				ALTERATION-1									ALTERATION-2									
INTERVAL	STRUCTURE	LITHOLOGY	ROCKCODE	MODIFYCODE	GRAIN_SIZE	COLOR	OXIDE_CODE	SULF1	SULF1_PCT_CODE	SULF2	SULF2_PCT_CODE	ALT-1	ALT-1_FORM	ALT-1_INT	ALT-1_VEIN_TYPE	ALT-1_VEIN_%	ALT-1_MIN1	ALT-1_MIN1_PCT_CODE	ALT-1_MIN2	ALT-1_MIN2_PCT_CODE	ALT-2	ALT-2_FORM	ALT-2_INT	ALT-2_VEIN_TYPE	ALT-2_VEIN_%	ALT-2_MIN1	ALT-2_MIN1_PCT_CODE	ALT-2_MIN2	ALT-2_MIN2_PCT_CODE	COMMENTS / DESCRIPTION
												SI	PER	6							SER ANK	PER PER	6 4							
241																														
242			Km																		CL SER	PER PER	6 6							
243																														
244			244.05		FMG	BGYL	0	PY	5	AS	2	SI	PER	6	PY-QZ-CL QZ-ANK	5 2					CL	(FRA) PAT	4	AS-PY-QZ-ANK						244.05 – 250.15m: Fine to med gr^d siltst/sand, bedded (~ cm scale), lt brown bands && thicker lt grey banding (~ bedg), 5-8% diss py + chl in bands, as blebs, wisps, streaks ∥ bedding ~ 5% qtz-py-chl vns, 2-5mm thick, ∥ bedding ~ [illegible] qz-ank-py vn @ ~40 TCA - chlor is spotty, wispy, dk green, w/ py @247.7m = 1-2mm thick, ~40 TCA, aspy-py-ank-qtz vn @ 249.8-249.95m: Two, 10cm apart, ∡35 TCA, 5mm thick; aspy>>py-qtz-ank vns
245																														
246																														
247			SST																											
248																														
249																														
250			250.15		VCG COB	GYL	0	PY PY	20 3			SI	PER	6	PY-QZ	2														250.15 – 257m: Altern^g more & less pyrit^c vcg to cob cgl/bx; 2-5% diss py in less pyr^c, up to 25% here: pyrit^d bands; rare qtz-py thin line frags
251																														
252			CONG																												
253								PY	5-10																					
254								PY	15																					
255																														

PREDATOR GROUP

PROJECT: HARLAN
HOLE_ID: HAR11-004
LOGGED BY: Katin Ferova
DATE: Sept 9 2011

GRAPHIC



	LITHOLOGY					MINERALIZATION				ALTERATION-1									ALTERATION-2									
INTERVAL	ROCKCODE	MODIFYCODE	GRAIN_SIZE	COLOR	OXIDE_CODE	SULF1	SULF1_PCT CODE	SULF2	SULF2_PCT CODE	ALT-1	ALT-1_FORM	ALT-1_INT	ALT-1_VEIN_TYPE	ALT-1_VEIN_%	ALT-1_MIN1	ALT-1_MIN1_PCT CODE	ALT-1_MIN2	ALT-1_MIN2_PCT CODE	ALT-2	ALT-2_FORM	ALT-2_INT	ALT-2_VEIN_TYPE	ALT-2_VEIN_%	ALT-2_MIN1	ALT-2_MIN1_PCT CODE	ALT-2_MIN2	ALT-2_MIN2_PCT CODE	COMMENTS / DESCRIPTION
256	CONG					PY	25																					
257	257																											
258			FMG	BKYL	0	PY	5			SI	PER	6	PY-CL	5								PY-QZ-CL	2					257 - 260.6 m : Fine to mg siltst/sandst w py-chl blebs, spots, wisp, streaks, planar hairline frcs at random orient?; where bleby QZ occurs (~259m) → mottled texture; (~260m also "mottled" appearance due to sqpisly py-chl blebs; -2% py-chl-qtz planar, 2-7 mm thick vns, 40 TCA -LC: noticed including previous lower contact coarsens from fine to vcg → pebble → cobble near to con [illegible]
259	SST					PY	20																					
260																												
261	260.6		VCG COB	GYL	0	PY PY	10 2			SI	PER	6		PY PY-ANK	2 2							ANK PY-QZ	2 2					260.6 - 272.8m : Vcg to cobble congl/bx w ~2% diss py in mx; occas py fracs-hairline vnlets (70 TCA) & occas py-ank 1-2mm thick vnlets @ 40-60 TCA -5% ank, diss, in mx pickes up @ 262.2 - 262.5m -also occas ank, 1mm thick vnlets @ 40 TCA
262																												
263																												
264																												
265	CONG																											
266						PY	10																					
267						PY	15																					
268																												
269																												@ 268.3 - 268.7m : 1mm thick py-qt vn, ~ 5? TCA, [illegible] long (persist)
270						PY PY	20 10																					

PREDATOR GROUP

PROJECT: HARLAN HOLE_ID: HAR 11-004 LOGGED BY: Karin Frolova DATE: Sept 9 2011

	GRAPHIC		LITHOLOGY					MINERALIZATION				ALTERATION-1									ALTERATION-2									
INTERVAL	STRUCTURE	LITHOLOGY	ROCKCODE	MODIFYCODE	GRAIN_SIZE	COLOR	OXIDE_CODE	SULF1	SULF1_PCT CODE	SULF2	SULF2_PCT CODE	ALT-1	ALT-1_FORM	ALT-1_INT	ALT-1_VEIN_TYPE	ALT-1_VEIN_%	ALT-1_MIN1	ALT-1_MIN1_PCT CODE	ALT-1_MIN2	ALT-1_MIN2_PCT CODE	ALT-2	ALT-2_FORM	ALT-2_INT	ALT-2_VEIN_TYPE	ALT-2_VEIN_%	ALT-2_MIN1	ALT-2_MIN1_PCT CODE	ALT-2_MIN2	ALT-2_MIN2_PCT CODE	COMMENTS / DESCRIPTION
271	40 30 40		CONG																											@ 270.3 m: 1mm thick aspy-py, 40 TCA
272	5 45 -30																													@ 271 m: 5 mm thick, qtz-py vn @ 70 TCA @ 271.5 m: 5mm thick, qtz-py vn @ 50 TCA
273	ANK 0.5		272.8																											@ 272.2 - 272.8 m: 5% ank in mx 272.8 - 275.7 m: pyr'd (av 15%) py in mx, clasts &
274	30			PY	VCG CG	GYL	O	PY	15	AS	1	SI	PER	6	AS-QZ-ANK ANK	1 2								PY-ANK-QZ PY	2 2					~5% vns ① as-qtz-ank vn, ~1mm thick, 5 TCA, 30 cm → @ 273.6-27 persistent, x by ank vnlet ② 2% py hairline, 45 TCA or 0.5 TCA; 272.8 - 273.4 m: Pyr'd (20% py), some 5mm xtal py,
275	30 45		CONG																											2 zones with cxl 274.5 - 275.3 m & 275.4 - 275.7 m: 20% py in mx, clasts
276			275.7		VCG COB	GYL	O	PY	5-10	AS	1	SI	PER	6	PY-ANK-QZ AS-PY-ANK	2 1									PY QZ PY	2 2				275.7 - 286 m: More & less pyr'd vcg to cob congl/bx
277	5 PY		CONG																											w/ 5 to 20% py (locally dist) in mx & clasts; less pyr'd (2-5%) py in mx & clasts, 2% py in qtz vns, ~hair-1mm thick, & 30-20 TCA, 2% py vnlets (hair-1mm), 45 TCA @ 276.9 m: aspy-py-ank vn, 1mm thick, 30 TCA
278																														2% mag, pinkish, qtz vns pick up locally 277.8 - 277.9 m: Pyr'd (15%) py in mx, clasts,
279	CORE																													@ 278.3 - 278.35 m & 278.5 - 278.8 m
280								PY PY-ANK	10 20																					
281																														
282																														
283																														
284								PY	20																					
285																														

PROJECT: MARLAN HOLE_ID: HAR 11-004 LOGGED BY: Karin Ferova DATE: Sept 9 2011

PREDATOR GROUP

INTERVAL	STRUCTURE	ROCKCODE	MODIFYCODE	GRAIN_SIZE	COLOR	OXIDE_CODE	SULF1	SULF1_PCT_CODE	SULF2	SULF2_PCT_CODE	ALT-1	ALT-1_FORM	ALT-1_INT	ALT-1_VEIN_TYPE	ALT-1_VEIN_%	ALT-1_MIN1	ALT-1_MIN1_PCT_CODE	ALT-1_MIN2	ALT-1_MIN2_PCT_CODE	ALT-2	ALT-2_FORM	ALT-2_INT	ALT-2_VEIN_TYPE	ALT-2_VEIN_%	ALT-2_MIN1	ALT-2_MIN1_PCT_CODE	ALT-2_MIN2	ALT-2_MIN2_PCT_CODE	COMMENTS / DESCRIPTION
286		CONG 286					PY	20																					
287		SST 287		FMG	GY	0	PY	5			S1	PER	6	PY-CL	5														286-287: Fine to med gr^d sandstone / silts, strn silicif^d, w chl-py blebs & hairline fracs,
288 289	30° 45° 30°	CONG 289		VCG COB	GYL	0	PY	3	AS	1	S1	PER	6	ANK-PY-QZ	2								AS-ANK-PY-QZ	1					287-2.89m: vcg to cob chert congl/bx w ~2% py diss in mx, some clasts; rare veinlets: - ank-py vn, hair, 30 TCA - py-ank-qtz vn, 1 mm thick, 0 TCA, 20 cm persist - aspy-ank-py-qtz vn, 1 mm thick, 0 TCA, @288.9m
290	70°	290.2	VN	VCG COB	GYL	0	PY	20	AS	2	S1	PER	6	PY-AS-ANK-QZ PY-MIN	1 2								AS-PY PY-QZ	1 2					289-290.2m: Vein'd (~10% fracs fill^d w mass py), ~1-2 mm thick, @ random orientn. 70, 10 TCA; also py in mx & clasts, rare py-ank hair strgs
291	15° 5°	SST 291.2		FMG	GY	0	PY	5			S1	PER	6	PY PY-CL-QZ	1 2														@288.8-289.9m: py-aspy-ank-qtz vn, 1 mm thick, 15 cm persisted 1-5 TCA 290.2m: py-aspy vn, 4 mm-5 mm thick, 70 TCA
292	comp			VCG COB	GYL	0	PY	2			S1	PER	6	PY PY-CL	1 1														291.2-298.2m. Vcg to cob congl/bx w local pyr'd inter @ few cm scale; rare py hair @ 5 TCA & 50 TCA
293	50°																												@298.7m: 1.5 cm thick, mag ank vn w frags of host, @ 45° TCA
294	5°																												293.3m: 2 cm thick band of py > chl > bxd host @ 30 TCA
295		CONG																											
296	60°																												
297	45°																												
298		298.2																											
299	40°	CONG 299.2	PY	VCG COB	GYL	0	PY	20			S1	PER	6	PY-ANK	1					ANK	(TZA) PAT	15							298.2m-299.2m: Mix^d vcg to cob congl/bx w up to 20% py in mx & around clasts; locally
300		CONG		VCG COB	GYL	0	PY	2	AS	1	S1	PER	6	AS-PY ANK-PY-QZ	1 2														and [illegible] w py diss in mx; rare py-ank vns, ~1-2 mm thick, @ 40 TCA

PREDATOR
GROUP

PROJECT: MARLAN HOLE_ID: MAR11-004 LOGGED BY: Karin Ferouc DATE: Sept 9 2011



INTERVAL	ROCKCODE	MODIFYCODE	GRAIN_SIZE	COLOR	OXIDE_CODE	SULF1	SULF1_PCT_CODE	SULF2	SULF2_PCT_CODE	ALT-1	ALT-1_FORM	ALT-1_INT	ALT-1_VEIN_TYPE	ALT-1_VEIN_%	ALT-1_MIN1	ALT-1_MIN1_PCT_CODE	ALT-1_MIN2	ALT-1_MIN2_PCT_CODE	ALT-2	ALT-2_FORM	ALT-2_INT	ALT-2_VEIN_TYPE	ALT-2_VEIN_%	ALT-2_MIN1	ALT-2_MIN1_PCT_CODE	ALT-2_MIN2	ALT-2_MIN2_PCT_CODE	COMMENTS / DESCRIPTION
301						PY	10																					299.2 - 304.57 m : vcg to cob congl'bx w loc'l pyr'd sections over a few cm (10% py), rare py-ank hair fracs @ 45 TCA
302	CONG																											@ 302.35 m: aspy-py vn, 1mm thick, 70 TCA, also few cm intervals of interbed'd grey sdst/mdst w few % py-chl blebs & hair fracs UC: @ 50 TCA, unconformable,
303																												
304	304.57																											
305	SST 305.57		FMG	GY	0	PY	3			SI	PER	6	QZ-ANK PY	1								ANK	1					304.57 - 305.57 m : Massive grey sdst/mdst, 0.25 mm lam'ns, rare py-chl blebs and rare qtz-ank-py vn, 1mm thick, 70 TCA, diss py mm grains up locally up to 5% LC is irregular, unconformable, "wavy" (photo), ~45 TCA
306		PY	VCG COB	GYL	0	PY	15	AS	1	SI	PER	6	AS-PY ANK	1 1								PY	1					
307																												305.57 - 310.8 m : Min'd vcg to cob congl, locally up to 20% py in mx & some clasts, locally ank pick'd up w py (4 to 15%), few 10 cm from the upper contact not min'd (2% py).
308																												- rare aspy-py, 2mm thick vns, 30 TCA @ 309.45 m - rare py, 2mm thick vn, @ 20 TCA
309	CONG																											
310	310.8												ANK	2														
311			VCG COB	GY	0	PY	5			SI	PER	6	PY	3														
312						PY PY	30 25																					@ 312.3 - 312.5 m : Gradational contact from vcg clast sandstone to fg sdst/mdst 3-4% py in mx & short (20cm) of 20-30% py in mx
313	CONG																											310.8 - 316.2 m : Vcg to cob congl'bx w 5% py; rare ank discrete, hairl, few mm thick vns, py'd up locally to 5%, ~30 TCA
314																												~3% py vns, hair to 25mm thick, 40-45 TCA
315																												

PREDATOR GROUP

PROJECT: HARLAN
HOLE_ID: HAR 11-004
LOGGED BY: Karin Freund
DATE: Sept 9 2011

GRAPHIC | LITHOLOGY | MINERALIZATION | ALTERATION-1 | ALTERATION-2

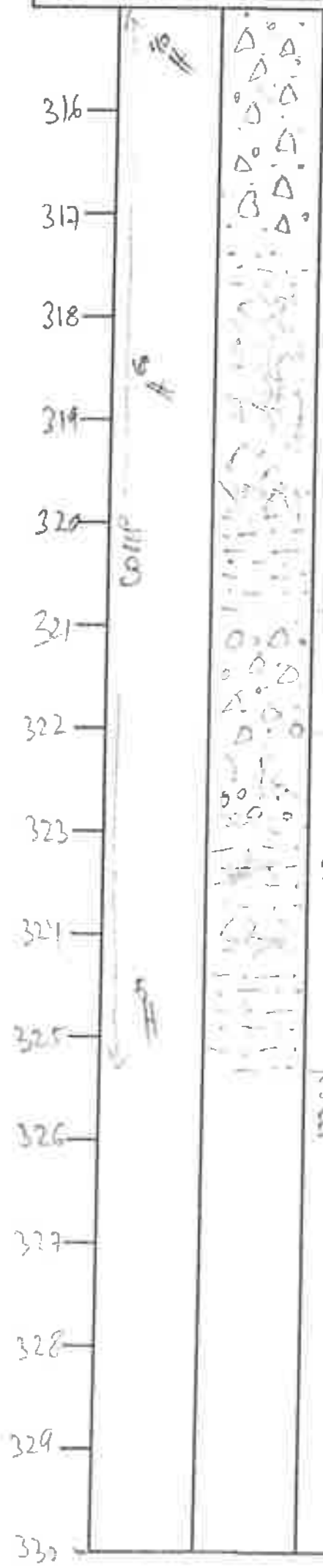

ROCKCODE	MODIFYCODE	GRAIN_SIZE	COLOR	OXIDE_CODE	SULF1	SULF1_PCT_CODE	SULF2	SULF2_PCT_CODE	ALT-1	ALT-1_FORM	ALT-1_INT	ALT-1_VEIN_TYPE	ALT-1_VEIN_%	ALT-1_MIN1	ALT-1_MIN1_PCT_CODE	ALT-1_MIN2	ALT-1_MIN2_PCT_CODE	ALT-2	ALT-2_FORM	ALT-2_INT	ALT-2_VEIN_TYPE	ALT-2_VEIN_%	ALT-2_MIN1	ALT-2_MIN1_PCT_CODE	ALT-2_MIN2	ALT-2_MIN2_PCT_CODE
CONG 316.2																										
CONG 317.21	PY	VCG COB	GYL	O	PY	10			SI	PER	6															
VN/SST	BX	FMG	WGY	O	PY	15	AS	3	SI	PER	6	AS-PY	2								PY-QZ-ANK	1				
319.9 CONG		VCG COB	GYL	O	PY	2			SI	PER	6															
321 SST/VN	BX	FMG	WGR	O	PY	5			SI	PER	6	PY-QZ-CHL PY	3 2								PY-ANK-CHL AS-PY-QZ	2 2				
					↑ PY ↓	↑ 20 ↓	↑ AS ↓	↑ 2 ↓																		
325.3 E.O.H																										

COMMENTS / DESCRIPTION

316.2-317.21m: Min^d vcg to cob congl/bx w up to 20% py in mx + clasts

317.21-319.9m: Strongly silic^d, und, squiggly, mottled qtz-sist/sst breccias, w locally up to 80% qtz; py picks up locally to 20% over few 10cm; qtz is wh, dk grey (cut by dk grey qtz gash veins)
arsenic, ~30%.

- one py-qz-ank vn, 4mm thick, @ 30TCA
@ 318.3-318.6m: 70% qtz - 30% py + chl.
- chlor is assoc^d w py + sedim beds

@ 318.8m: 5cm thick bed of mass sulph: py>> aspy(?); aspy prismatic/acicular → po?? - but not magnetic; @ 60TCA

@ 318.95-319.15m: Vein^d section in grey silic^d sist, vns are bx^d, offset, but < 5mm thick, creamy to greenish (chl, carbon, qtz, ser?) vns are py-chlor-qtz, but mostly carbonate, rare py-chl blebs in base sst/sist

319.9-321m: Vcg to cob congl/bx

321-325.3m Vn-sist/sst/peb cong bx; mottled, squiggly texture where abund^t qtz (up to 60%); chlorite mat + sist squiggly frags in qtz; } upper portion

upper middle portion ~1m, fairly mass sist/sst w 5% qtz-chl-py blebs/veins; 2% of py-qtz-chl hairl fracs; rare py-ank-chl discrete vns, few mm thick

- bottom portion: mix of vn bx + short mass sist/sst, very pyr^c (py w qtz-chl in vn, blebs, hair to few mm thick; discrete vns) → photos taken for Bill S.

@ 323-323.2m: Mass bleby qtz-py-ank vn Po+chl

@ 324.2-324.7m: 1mm thick aspy-py-qtz vn, persistent for 40cm, 0-5 TCA

@ 325.1m: aspy-py vn, 1-2mm thick, 70-80TCA

@ 325.3m: E.O.H (End of hole)

DRILLHOLE SUMMARY FORM

PREDATOR GROUP

HOLE_ID:	HR11- 005
PROJECT:	Harlan
PROSPECT:	Vortex
PROJECT CODE:	HAR
End Of Hole CODE	
LOGGED BY:	K. Fecova
DATE:	Sept 11, 2011
DRILL TYPE:	Diamond NTW
NAD83 UTM E:	366625
NAD83 UTM N:	7015100
GRID ID:	n/a
GRID X:	n/a
GRID Y:	n/a
ELEV:	1641.0
COLLAR DIP:	-55
GRID AZIMUTH:	n/a
TRUE AZIMUTH:	135
PRECOLLAR LENGTH:	n/a
TOTAL LENGTH:	384.35
DH SURVEYED (Y/N):	Y
DH SURVEYED BY:	Kluane
DH SURVEY TOOL:	Reflex MultiShot
ORIENTED CORE:	no
TOOL TYPE:	n/a

DRILL CONTRACTOR:	Kluane Drilling
DRILLER:	

START DATE / TIME:	Sept 1, 2011
FINISH DATE / TIME:	Sept 6, 2011

DRILLHOLE SUMMARY (Slow drilling, etc)

FROM / TO:

- Pervasive silicification in clastic units · significant zones texturally destroyed
- late breccia's - Ubx w/ magmatic clast, little - no qtz vning carries Au
-

UTM Zone 9

CROSS SECTION:



PREDATOR GROUP

PROJECT: Harlan

HOLE_ID: HR11-005

LOGGED BY: Karin Fecova

DATE: Sept 11 2011

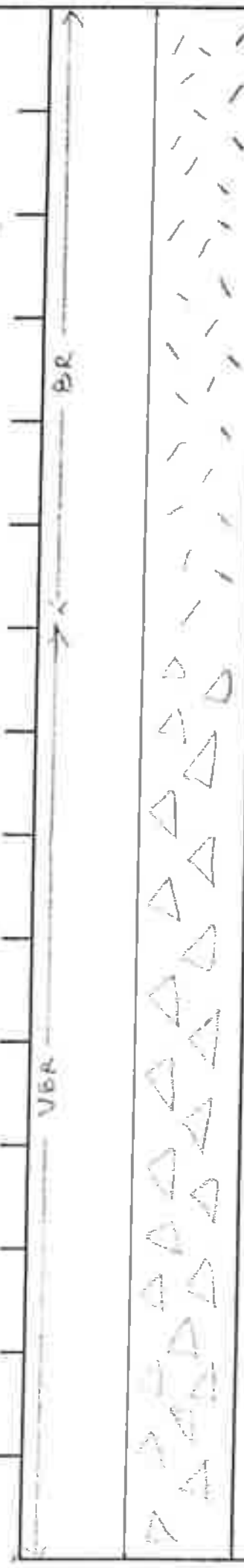

	GRAPHIC		LITHOLOGY					MINERALIZATION				ALTERATION-1									ALTERATION-2								
INTERVAL	STRUCTURE	LITHOLOGY	ROCKCODE	MODIFYCODE	GRAIN_SIZE	COLOR	OXIDE_CODE	SULF1	SULF1_PCT_CODE	SULF2	SULF2_PCT_CODE	ALT-1	ALT-1_FORM	ALT-1_INT	ALT-1_VEIN_TYPE	ALT-1_VEIN_%	ALT-1_MIN1	ALT-1_MIN1_PCT_CODE	ALT-1_MIN2	ALT-1_MIN2_PCT_CODE	ALT-2	ALT-2_FORM	ALT-2_INT	ALT-2_VEIN_TYPE	ALT-2_VEIN_%	ALT-2_MIN1	ALT-2_MIN1_PCT_CODE	ALT-2_MIN2	ALT-2_MIN2_PCT_CODE
1	BR			POR	FCG	YGRL	1					SI SER	PER PER	6 6							CL CLY	PAT PAT	4 4						
2																													
3																													
4			Km																										
5																													
6			6.00																										
7					FG COB	YGY	1	PY	1			JAR LIM	PAT PAT	6 6							CL SI	PAT PER	6 6						
8												CLY	PAT	6															
9																													
10																													
11	VBX		VBX																										
12																													
13																													
14																													
15																													

COMMENTS / DESCRIPTION

0-6 m: Fspar megacrystic, fspar-qtz phyric qtz monzonite intrn; 2-3% zoned fspar, euh, megacryst, str alt'd to clays (K-spar?), ~1cm long cxls; 20% 2-5mm yellow-green, euh, seric'd fspars, 10% 2-4mm, anhed qtz eyes (purple, dk grey) in brown-green fg groundmass; 3-5% musc, cg, can be confused for aspy unless scratch test applied, fracs are oxid (lim), yellow (jarosite?)

- no vng, no sulphdes

6-56.57m: Vertex breccia

Dk-med-ligh grey-white heterolithic, clast support ("tectonic") breccia w angular clasts (80%) and angular clay fcg matrix, matrix is vuggy (carb dissolvd?), w earthy yellow coats (jar?), orange-brown (lim?); jar coatings on most of frac surfaces, matrix is very siliceous, hard, wh, fg, vuggy/porous (mm scale pores)

clasts: ① silic^d black mudstone (=argillite), 50%, 10cm in size, but also few mm in size
② gravel-vcg chert conglt, 20%, mm-10cm scale
③ lt gy-wh chert, 20%, mm-10cm scale
④ Km (qtz monzonite), 10%, cm scale

- no rxn w HCl < neither clasts / neither mx
- probably very high str [illegible] - minor
- no vns, no sulfides
- vugs contain few mm long, prismatic wh xls
- some clasts contain lt gy qtz vns (mm-hair thick), mostly in black/dk gy argillite
- some clast oxid^d on surfaces (minor)
- minor aspy? (very fg, hard to identify)
- clay altn in a large clast? (meg sandstone, porous), lt grey-green very easy to scratch @ 13-13.5m, ~15-15.2m

PREDATOR GROUP

PROJECT: Harlan

HOLE_ID: HR11-005

LOGGED BY: Karin Fecova

DATE: Sept 11 2011

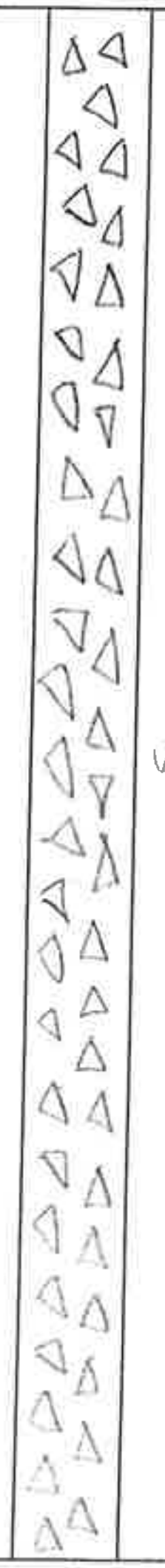

	GRAPHIC		LITHOLOGY					MINERALIZATION				ALTERATION-1									ALTERATION-2									
INTERVAL	STRUCTURE	LITHOLOGY	ROCKCODE	MODIFYCODE	GRAIN_SIZE	COLOR	OXIDE_CODE	SULF1	SULF1_PCT CODE	SULF2	SULF2_PCT CODE	ALT-1	ALT-1_FORM	ALT-1_INT	ALT-1_VEIN_TYPE	ALT-1_VEIN_%	ALT-1_MIN1	ALT-1_MIN1_PCT CODE	ALT-1_MIN2	ALT-1_MIN2_PCT CODE	ALT-2	ALT-2_FORM	ALT-2_INT	ALT-2_VEIN_TYPE	ALT-2_VEIN_%	ALT-2_MIN1	ALT-2_MIN1_PCT CODE	ALT-2_MIN2	ALT-2_MIN2_PCT CODE	COMMENTS / DESCRIPTION
16																														
17																														
18	VBR																													
19																														
20																														
21																														
22			VBX																											
23																														
24																														
25																														
26																														
27																														
28																														
29																														
30																														

PREDATOR GROUP

PROJECT: Harlan HOLE_ID: ___ HR11- 005 LOGGED BY: Karin Fecova DATE: Sept 11 2011

	GRAPHIC		LITHOLOGY					MINERALIZATION				ALTERATION-1									ALTERATION-2									
INTERVAL	STRUCTURE	LITHOLOGY	ROCKCODE	MODIFYCODE	GRAIN_SIZE	COLOR	OXIDE_CODE	SULF1	SULF1_PCT CODE	SULF2	SULF2_PCT CODE	ALT-1	ALT-1_FORM	ALT-1_INT	ALT-1_VEIN_TYPE	ALT-1_VEIN_%	ALT-1_MIN1	ALT-1_MIN1_PCT CODE	ALT-1_MIN2	ALT-1_MIN2_PCT CODE	ALT-2	ALT-2_FORM	ALT-2_INT	ALT-2_VEIN_TYPE	ALT-2_VEIN_%	ALT-2_MIN1	ALT-2_MIN1_PCT CODE	ALT-2_MIN2	ALT-2_MIN2_PCT CODE	COMMENTS / DESCRIPTION
31																														
32																														
33																														
34																														
35	BX																													
36																														
37			VBX																											
38																														
39																														
40	X																													
41																														
42																														
43	[illegible]																													
44																														
45																														

PREDATOR GROUP

PROJECT: Harlan HOLE_ID: HR11-005 LOGGED BY: Karin Fecova DATE: Sept 11 2011

	GRAPHIC			LITHOLOGY				MINERALIZATION				ALTERATION-1									ALTERATION-2									
INTERVAL	STRUCTURE	LITHOLOGY	ROCKCODE	MODIFYCODE	GRAIN_SIZE	COLOR	OXIDE_CODE	SULF1	SULF1_PCT_CODE	SULF2	SULF2_PCT_CODE	ALT-1	ALT-1_FORM	ALT-1_INT	ALT-1_VEIN_TYPE	ALT-1_VEIN_%	ALT-1_MIN1	ALT-1_MIN1_PCT_CODE	ALT-1_MIN2	ALT-1_MIN2_PCT_CODE	ALT-2	ALT-2_FORM	ALT-2_INT	ALT-2_VEIN_TYPE	ALT-2_VEIN_%	ALT-2_MIN1	ALT-2_MIN1_PCT_CODE	ALT-2_MIN2	ALT-2_MIN2_PCT_CODE	COMMENTS / DESCRIPTION
46																														
47																														
48																														
49																														
50	~ ~		VBX																											50.05-50.1 m: Fault? in VBX; blackish, crumbly, charcoal-like material, porous; chlorite ↑↑, ~3-5 cm thick
51																														
52	SEMI-COMP																													
53																														
54																														
55																														
56			56.5	HAS	FG	GYL	1					JAR LIM	PAT PAT	6 6	GYQZ SI FRA	5 2					SI	PER	6	L 1/ANK	2					56.5-62m: lt grey-lt br chert dominantly w med grey chert present @57.4-58.3m; it appears that lt coloured chert can be a bleached version of med gy chert as med gy chert has fracs with bleached envelopes and they look alike lt brown-lt gy chert. - med gy chert intervals has ~2-3% of hairline fracs w bleached, silicified envelopes (2mm-20mm thick) ~80°TCA - lt gy-lt br unit has ~5% dk gy qtz vns @ 80 TCA - 2% limonite fracs, w 1mm thick, 0-10 TCA - jar + lim on fracs
57																														
58			CH																											
59																														
60																														

PREDATOR GROUP

PROJECT: Harlan
HOLE_ID: HR11- 005
LOGGED BY: Karin Ferova
DATE: Sept 11 2011

INTERVAL	STRUCTURE	ROCKCODE	MODIFYCODE	GRAIN_SIZE	COLOR	OXIDE_CODE	SULF1	SULF1_PCT_CODE	SULF2	SULF2_PCT_CODE	ALT-1	ALT-1_FORM	ALT-1_INT	ALT-1_VEIN_TYPE	ALT-1_VEIN_%	ALT-1_MIN1	ALT-1_MIN1_PCT_CODE	ALT-1_MIN2	ALT-1_MIN2_PCT_CODE	ALT-2	ALT-2_FORM	ALT-2_INT	ALT-2_VEIN_TYPE	ALT-2_VEIN_%	ALT-2_MIN1	ALT-2_MIN1_PCT_CODE	ALT-2_MIN2	ALT-2_MIN2_PCT_CODE	COMMENTS / DESCRIPTION
61		CH																											
62		62		VCG PEB	GY	1	AS	1	PY	1	JAR LIM	PAT PAT	6 6	GYR2 SI TRA	2 5					SI	PER	6	ANK	2					62-66.6m: Vcg to pebble (max 1cm in diameter) chert cong/gritty chert sandstones; also some subunits seem to be bleached out (lt gy) and some med-grey (non-bleached out) - ~1% vfg-fg aspy + 1% fmg py diss in mx - ~5% hairline fracs w assoc'd bleached (lt brown - lt gy envelopes), STW, @ random orient'n ~2% gy qtz-carb vns, [illegible] locally, ~30-90 TCA - jar & lim on fracs surfaces (yell) (or) - local, lt orange (ank) vng (2% in total) - 1% 1cm thick (qtz-chert vns, no vis min, 60 TCA @ 66.1-66.2m - vuggy/porous unit (~10%, 1mm-2mm open spaces w/in rock)
63																													
64		SNSG																											
65																													
66	COMP/SEMI-COMP	66.6	BX	VCG MCG	GYD	1	AS	1	PY	1	JAR LIM	PAT PAT	6 6							SI	PER	6							66.6-76.50m: Dk gy-bk chert breccia w vcg to pebble sized angular clasts, mx supp'd, mx is black, vfg; some subunits more densely fract'd, [illegible] + also bleached out (lt brown - lt grey) patches & envelopes along fracs common - jar & lim on fracs; very intense silicification very likely recrystalizn of brecc'd frags → polygonal texture in some subunits, - 1% fg diss aspy + 1% fg diss py in mx, also hairline fracs, in mx, in clasts, py conc locally rise up to 2%.
67																													
68																													
69																													
70		CH																											
71																													
72																													
73																													
74																													
75																													

PREDATOR GROUP

PROJECT: Harlan HOLE_ID: HR11-005 LOGGED BY: Karin Fecova DATE: Sept 11 2011

INTERVAL	STRUCTURE	LITHOLOGY	ROCKCODE	MODIFYCODE	GRAIN_SIZE	COLOR	OXIDE_CODE	SULF1	SULF1_PCT_CODE	SULF2	SULF2_PCT_CODE	ALT-1	ALT-1_FORM	ALT-1_INT	ALT-1_VEIN_TYPE	ALT-1_VEIN_%	ALT-1_MIN1	ALT-1_MIN1_PCT_CODE	ALT-1_MIN2	ALT-1_MIN2_PCT_CODE	ALT-2	ALT-2_FORM	ALT-2_INT	ALT-2_VEIN_TYPE	ALT-2_VEIN_%	ALT-2_MIN1	ALT-2_MIN1_PCT_CODE	ALT-2_MIN2	ALT-2_MIN2_PCT_CODE	COMMENTS / DESCRIPTION
76	comp		CH																											
77			76.50	BX/VN	FG	DGYL	1	PY	1			LI JAR	PAT PAT	6 6	GYQZ SI	15 10					SI ANK-SER	PER PAT	6 4							76.5-80m: Str vein^d + bx^d by vns lt br-lt gy chert w lim & jar on fracs; med-dk gy subunits @ 80-80.8m, also locally porous, otherwise patchy ank-sericite alt^n overprint^d by silicf^n, middle portion of the unit 77.4-78.2m stains of limonite - patchy, low scale stains, seem to be overprinted by silicif^n; ~30% lim staining - gy qtz gash, discrete, offset, non-min^d vns, hair to 2 mm thick, STW, frac^d w/ locally to 30-40% bxng chert into mm scale frags; - jar & lim on frac surfaces - minor to none py - ~10% 1-2mm thick STW of silic/bleach alt hairline fractures
78	BX		CH																											
79																														
80																														
81																														
82																														
83																														
84			83.7	BX	FG	WGYL	1	PY	1	AS	1	LI JAR	PAT PAT	6 6							SI SER	PER PER	6 6							83.8-87.4m: Str silic^d w/ silica flood, massive lt gy lt br chert, up to 50% gy [illegible] lt gy) intermingled w/ chert [illegible] frags; str perv ser alt^n, up to 1% [illegible] diss py + aspy in qtz, jar & lim on fracs; all orig textures strongly silic^d; few frag^d chert frags throughout
85																														
86			VN/CH																											
87	cont																													
88			87.4	FCB/VN	FG	BGY	1	PY	5.0	AS	1	LI JAR	PAT PAT	6 6	PY GYQZ	3 10					SI	PER	6	QZ-LIM	10					87.4-92m - Vein^d [illegible] & densely crackled altering [illegible] dk-gy chert, qtz locally up to 50%; [illegible] locally up to 30%, mass py in hair-thin [illegible] ~ up to 10% gy qtz discrete, gash vns that cut py^d w/ locally to 30% gy qtz for dk gy appearance
89			CH																											
90															GYQZ	30														

PREDATOR GROUP

PROJECT: Harlan

HOLE_ID: HR11- 005

LOGGED BY: Karin Ferova

DATE: Sept 11 2011

GRAPHIC | LITHOLOGY | MINERALIZATION | ALTERATION-1 | ALTERATION-2



INTERVAL	STRUCTURE	LITHOLOGY	ROCKCODE	MODIFYCODE	GRAIN_SIZE	COLOR	OXIDE_CODE	SULF1	SULF1_PCT_CODE	SULF2	SULF2_PCT_CODE	ALT-1	ALT-1_FORM	ALT-1_INT	ALT-1_VEIN_TYPE	ALT-1_VEIN_%	ALT-1_MIN1	ALT-1_MIN1_PCT_CODE	ALT-1_MIN2	ALT-1_MIN2_PCT_CODE	ALT-2	ALT-2_FORM	ALT-2_INT	ALT-2_VEIN_TYPE	ALT-2_VEIN_%	ALT-2_MIN1	ALT-2_MIN1_PCT_CODE	ALT-2_MIN2	ALT-2_MIN2_PCT_CODE	COMMENTS / DESCRIPTION
91 92			CH												GY QZ	30														@ 88.8 – 89.3m: QZ-[illegible] flooding, also some sericite altn & increase of py & aspy in hairline fracs STW; ~5% py+aspy hair frac; locally py stringers up to 20% py (vfg) py (5-10% overall); common in STW fracs, diss up to 20%.
93			93		FG	BGYL + GYD	1	PY	1			JAR LI	PAT PAT	1 1	GY QZ QZ-ANK	5 3					SI SER	PER PAT	6 4							93 – 97.52 m: Alternating lt brn-lt grey & dk grey chert, less vng & less fract'g as 87.4 – 92; minor-trace py; 5% overall gy qtz gash vns & occas. qtz ± ank hair-1-2mm thick vns w bleached out/silicfd envelopes, ser altn picks up locally
94 95 96	30°		CH																											
97																														@ 97m & 97.75m: 2 mass qtz (brown-grey qtz), [illegible] w ank in fracs & 1-2% py diss in qtz + also minor sericite; @ 80-90 TCA, ≤ 3 cm thick;
98			97.52	VCG PEB		GYL	1	PY	1			JAR LI	PAT PAT	1 1	QZ GY QZ	2 2					SI	PER	6							97.52 – 101.8 m: Grey - lt grey vcg to [illegible] pebble chert cong/bx, LC: unconformable, irregular; rare qtz hair-[illegible] thick vns, [illegible] @ 45 TCA; minor-trace py in bx; some [illegible] bleached out [illegible] cm-[illegible] cm scale silic/bleach envelopes [illegible] along hair qtz veinlets; occas grey qtz gash vnlets
99 100 101	LC / SEMI-CONF 45		CONG																											
102			101.8																											101.8 – 105 m: Lt grey-[illegible] lt brown
103					FG	BGYL MGYL	1					JAR LI	PAT PAX	1 1	GY QZ	2					SI	PER	6							chert w py & [illegible] on fract
104 105			CH 105																											

Page 7 of 26

PROJECT: Harlan

HOLE_ID: HR11-005

LOGGED BY: Karin Fecova

DATE: Sept 12 2011

GRAPHIC | LITHOLOGY | MINERALIZATION | ALTERATION-1 | ALTERATION-2



INTERVAL	ROCKCODE	MODIFYCODE	GRAIN_SIZE	COLOR	OXIDE_CODE	SULF1	SULF1_PCT_CODE	SULF2	SULF2_PCT_CODE	ALT-1	ALT-1_FORM	ALT-1_INT	ALT-1_VEIN_TYPE	ALT-1_VEIN_%	ALT-1_MIN1	ALT-1_MIN1_PCT_CODE	ALT-1_MIN2	ALT-1_MIN2_PCT_CODE	ALT-2	ALT-2_FORM	ALT-2_INT	ALT-2_VEIN_TYPE	ALT-2_VEIN_%	ALT-2_MIN1	ALT-2_MIN1_PCT_CODE	ALT-2_MIN2	ALT-2_MIN2_PCT_CODE
106	105		FMG	GYD	1	AS	1			LI SI	PAT PER	6 6	QZ-LIM QZ-ANK	1 1					JAR	PAT	6	QZ-AS	1				
107																											
108																											
109																											
110	SST																										
111																											
112	6	VN PY	FMG	GYD	1	PY	5			LI SI	PAT PER	6 6	PY QZ-PY	3 5					JAR	PAT	6	LIM-ANK QZ-PY QZ	3 5				
113																											
114	SST																										
115																											
116	116.1					PY	30			CL	PAT	4															
117			FG	GYD	1	PY	5			LI SI	PAT PER	6 6	GYQZ PY	10 3					JAR	PAT	6	QZ-PY	21				
118	01																										
119																											
120							PY	30																			

COMMENTS / DESCRIPTION

105-111.6 m : chert vcg - gritty sandstone / grades into siltstone (cherty), str perv. silicif; porous (5-10%) wherever bleached, it resembles gy1± brl chert; rare QZ-ank 2 mm vns, ~10° TCA, no vis min; one qtz-aspy(?) vn, ~5 TCA; lim & jar on fracs;
@105.5-107 m bleached [illegible] subunit

@110.7-111.4 m : bleached subunit w wavy, sheared?, contacts @ 10 TCA, qtz-ser-chlor-ank bands @ mm scale; no vis min

111.6-116.1 m : similar, dk gy cherty sands/siltstone w minor ∂ intervals; common is 5% diss py in sed and py hair STW fracs; py also occurs as blebs (few mm in [illegible] w chlor.); py-qtz hair-1mm thick stringers x-cut each other; some @ 30 & -35 TCA

116.1-116.5 m : [illegible] mcg, porous med-gy cherty sase w up to 40% vcg py-chl;

116.1-123.8 m : Lt gy-lt br vfg chert w ~10% grey qtz grit in Q. 90 TCA, 5% dissem py & hair py fracs (STW); rare qtz-py vns, 2-7 mm & 5 mm

-in both cases @116.1-116.5m & 119.17-119.8m were crushed zones & seem to be impregnated by py

PREDATOR GROUP

PROJECT: Harlan

HOLE_ID: HR11- 005

LOGGED BY: Karin Ferova

DATE: Sept 12 2011

INTERVAL	STRUCTURE	ROCKCODE	MODIFYCODE	GRAIN_SIZE	COLOR	OXIDE_CODE	SULF1	SULF1_PCT_CODE	SULF2	SULF2_PCT_CODE	ALT-1	ALT-1_FORM	ALT-1_INT	ALT-1_VEIN_TYPE	ALT-1_VEIN_%	ALT-1_MIN1	ALT-1_MIN1_PCT_CODE	ALT-1_MIN2	ALT-1_MIN2_PCT_CODE	ALT-2	ALT-2_FORM	ALT-2_INT	ALT-2_VEIN_TYPE	ALT-2_VEIN_%	ALT-2_MIN1	ALT-2_MIN1_PCT_CODE	ALT-2_MIN2	ALT-2_MIN2_PCT_CODE	COMMENTS / DESCRIPTION
121		CH																											
122																													
123																													
124		123.8		VCG PEB	GRG	0	PY	20			SI	PER	6																123.8-124.8m: Pyr'd (20-30%) diss vcg py-chlor in vcg-pebble chert congl/bx
125		CONG 124.8																											124.8-125.8 - Grey cherty mudst/siltst w
126	5 cont 60 beds	SST 125.8		FMG	GYD		PY	5			SI	PER	6	PY	3														~5% py in hairline STW & diss cxl+blebs
127		CH 126.8		FG	GYL	0	PY PY	5 20			SI	PER	6	GY QZ PY	5 3														125.8-126.8m: Lt grey-whitish-chert w ~5% grey qtz gash vn @ 90 TCA; STW of py hairline fracs & diss py in blebs w chlor & marg?? (5-7%)
128	[illegible]			VCG COB	GY	0	PY	3			SI	PER	6	QZ PY	2 5														-Contact zone - Bxd, qtzose, chert frags, chlorite & up to 30% py (semi-mass locally)
129																													126.8-132.1m Vcg to cobble chert cong/bx w 3-5% diss & frac py; locally over few cm scale up to 10% py
130		CONG																											- up to 5% py in fracs, hair to 1mm thick, random orient, 0 TCA, 80 TCA; discrete discont fracs/contacts along clasts.
131																													- ~2% of hair fracs w bleached out/silicif'd, wh envelopes (few mm)
132																													
133	[illegible]	132.1 CH		FG	WGYL	1	PY	2			[illegible] SI	[illegible] PER	1 6	GYQZ PY	5 2														132.1-133.7m: Whitish-lt gy-lt greenish (ser?) chert w [illegible] & sericite?) yellowish lt greenish along fracs; ~5% py, diss or fracs (discrete),
134		133.7	VN/BRA	FMG	GYD GY	0	PY	5			SI	PER	6	QZ PY	5 3							PY-CL PY-CL QZ-AUK	2 1					blebs, brittle fract STW; ~5% py in gash vns, cut by pyrite
135		CH/SST																											133.7-135.75m: Dom'nt dk gy cherty siltstone?, silicif'd mudstone (argillite)? w bleached out wh white [illegible] cm scale; all relatively fg; strongly fract'd & vnd (qtz; grey, wh, lt gy) STW like [illegible] locally w congl clasts that are completely replaced by py & chlor;

PREDATOR
GROUP

PROJECT: Harlan

HOLE_ID: HR11-005

LOGGED BY: Karin Feraia

DATE: Sept 12, 2011

	GRAPHIC		LITHOLOGY					MINERALIZATION				ALTERATION-1									ALTERATION-2									
INTERVAL	STRUCTURE	LITHOLOGY	ROCKCODE	MODIFYCODE	GRAIN_SIZE	COLOR	OXIDE_CODE	SULF1	SULF1_PCT_CODE	SULF2	SULF2_PCT_CODE	ALT-1	ALT-1_FORM	ALT-1_INT	ALT-1_VEIN_TYPE	ALT-1_VEIN_%	ALT-1_MIN1	ALT-1_MIN1_PCT_CODE	ALT-1_MIN2	ALT-1_MIN2_PCT_CODE	ALT-2	ALT-2_FORM	ALT-2_INT	ALT-2_VEIN_TYPE	ALT-2_VEIN_%	ALT-2_MIN1	ALT-2_MIN1_PCT_CODE	ALT-2_MIN2	ALT-2_MIN2_PCT_CODE	COMMENTS / DESCRIPTION
136	30																													- unit look bx'd by vns & dens fract network - ~3-5% py in blebs, in fracs, py-chl vns, py-chl clasts - sericite in fracs, local seric altn,
137			CH/SST																											
138																														
139			139.75		VCG COB	GY	1	PY	2			SER CLAY	PAT (CLAST) PAT	6 6	QZ PY	3 3					SI	PER	6							139.75-143.2m: Vcg to pebble & cobble chert congl/bx w ~2% diss py & py in diss fracs, some rounded clasts (2%) replaced by brownish-tan clay, some completely seric'd, py can pick up locally to 15% py
140																														
141			CONG																											
142	cont																													
143			143.2	F>F	FCG	YGRL	1	PY	3			SER SI	PER PER	6 6			megacryst [illegible]					[illegible]								143.2-144.7m: No f:par megacx, but otherwise the same f:pars (seric'd) 15%, qtz eyes (10%) in [illegible] groundmass ([illegible]) (VFg) - the monzonite
144	30 contact		Km 144.7		VCG COB	GY	0	PY	2			SER SI	PAT (CLAST) PER	6 6	PY QZ	2 2					CH	PAT (CLAST)	6	PY-CL	1					- also ~3-5% vcg py → seems to be present due to f.g. [illegible] intr, [illegible] no planar, seems to be drill'd @ margin w porphyr. intr'n, u & l c: @ 30 TCA; ~5% vcg py w/in intr'n the py seems to [illegible] into qtz monzonite, also py as in seric'd f:pars
145																														
146	90																													
147			CONG																											144.7-154.5 m: Vcg to cob chert congl' bx w 2-3% diss py & py in discrete fracs, some py [illegible] thic vns & py-chl, [illegible] vn @ 30 TCA @ ~148.2m; - some congl partly bleached [illegible] due to planar fracs w bleach. [illegible] ([illegible]) [illegible] oriented 70° [illegible]
148																														
149	80																													
150																														

PREDATOR
GROUP

PROJECT: Harlan

HOLE_ID: HR11- 005

LOGGED BY: Karin Fecova

DATE: Sept 12, 2011

	GRAPHIC		LITHOLOGY					MINERALIZATION				ALTERATION-1									ALTERATION-2								
INTERVAL	STRUCTURE	LITHOLOGY	ROCKCODE	MODIFYCODE	GRAIN_SIZE	COLOR	OXIDE_CODE	SULF1	SULF1_PCT CODE	SULF2	SULF2_PCT CODE	ALT-1	ALT-1_FORM	ALT-1_INT	ALT-1_VEIN_TYPE	ALT-1_VEIN_%	ALT-1_MIN1	ALT-1_MIN1_PCT CODE	ALT-1_MIN2	ALT-1_MIN2_PCT CODE	ALT-2	ALT-2_FORM	ALT-2_INT	ALT-2_VEIN_TYPE	ALT-2_VEIN_%	ALT-2_MIN1	ALT-2_MIN1_PCT CODE	ALT-2_MIN2	ALT-2_MIN2_PCT CODE
151			CONG																										
152	COMP																												
153	45 30																												
154			154.5		VCG PEB	GYL	O	PY	2			SI	PER	6	QZ PY	5 2					LIM	(spots) PAT	4	PY-CL	1				
155	60																												
156																													
157	BB		CONG																										
158																													
159																													
160	SEMI-COMP																												
161			162.1							PZ	1																		
162					VCG PEB	GY	O	PY	3			SI	PER	6	PY-QZ QZ	2 5								PY	2				
163	COMP		CONG																										
164																													
165																													

COMMENTS / DESCRIPTION

- ~2-3% rounded, few cm in diam clast completely alt'd to clay or sericite
- from 149.8 - 150.8m: set of qz dust vn @ 50 TCA, 1-2 mm thick, 1cm spaced, no vis min

154.5 - 162.1 m Vcg - gritty to pebble congl/bx, w ~ 3-5% limonite (orange) spots over the unit; ~2% diss py + py in diverse forms, hair-1mm; ~5% qz [illegible] vns @ 60-90 TCA; also [illegible] bleached out/silicif'd envelopes x cutting grey qz vns; envelopes few mm to cm;
- one 1cm thick, wavy, discont py-chl vn ~10 TCA
@160.9 m - 161 m: fg chert/[illegible] that can be intr ?; lt gy-whitish - lt greenish (seric) w/ up to 3% py diss @ contact; contact @ 70-80 TCA => the unit progresses into more chert-rich, silicif'd bx/cong where orig. textures are more obliterated;
@161.6 m: semi-mass, porous, vuggy lt gy - limonite stained, seric'd, chlor'd, qz [illegible] (51) [illegible] (trace) + py

162.1 - 164.9 m: Vcg to pebble - more than gritty chert cngl/bx, grey - dk grey; 30-40% white [illegible] subrounded clast; ~2-5% diss py, also in diverse forms (hair - [illegible]), also wh + grey qz vns (hair - [illegible]) wh [illegible] are actually zones w white/bleached/silicif'd envelopes; [illegible] @ 30 TCA;
- corridors are bleached out/white zones over cm's
- locally up to 10% py (diss + fines)

PREDATOR GROUP

PROJECT: Harlan HOLE_ID: HR11- 005 LOGGED BY: Karin Ferova DATE: Sept 12, 2011

	GRAPHIC		LITHOLOGY					MINERALIZATION				ALTERATION-1									ALTERATION-2								
INTERVAL	STRUCTURE	LITHOLOGY	ROCKCODE	MODIFYCODE	GRAIN_SIZE	COLOR	OXIDE_CODE	SULF1	SULF1_PCT_CODE	SULF2	SULF2_PCT_CODE	ALT-1	ALT-1_FORM	ALT-1_INT	ALT-1_VEIN_TYPE	ALT-1_VEIN_%	ALT-1_MIN1	ALT-1_MIN1_PCT_CODE	ALT-1_MIN2	ALT-1_MIN2_PCT_CODE	ALT-2	ALT-2_FORM	ALT-2_INT	ALT-2_VEIN_TYPE	ALT-2_VEIN_%	ALT-2_MIN1	ALT-2_MIN1_PCT_CODE	ALT-2_MIN2	ALT-2_MIN2_PCT_CODE
								PY	10																				
166			CONG																										
167																													
168			169																										
169				BX/FRA	FMG	BK GYD	0	PY PY	10 5 (average)			SI	PER	6	PY QZ	2 20					CL	(W PY) PAT	4	PY-QZ	2				
170			SST/CH					PY	10																				
171																													
172	COMP		173																										
173			CH/VN 174.1		FMG	WGYL GRL	0	PY-PO	40			LI SI	PAT PER	4 6							SER CL	PER PER	4 4						
174					FMG	BK GYD	0	PY	5			SI	PER	6															
175								PY	20																				
176			SST/CH																										
177								PY	20																				
178								PY-PO PY	30 10																				
179																													
180																													

COMMENTS / DESCRIPTION

167.85-168.30m : Qtz mona intrn contains up to 3-5% aspy + py in discrete microfracs or dissem^d ; intr strongly sericit^d, I dry alt^d & [illegible] megacx, also str perv silic^n; LC is irregular, resembles partial melting of cong / bx intruded host ; limon also present as minor spots

169-173 m: Densely fract^d (stw, irreg) of dominant med-dk gy^d silt/sst (still cherty?, str. silicf^d); bxd texture locally caused by lt gy qtz ccs; py picks up locally up to 10%, assoc^d w chlorite (py-chl fracs); py also as dissem^d in and & bxd host; qtz fract^d & bx^d is lt gy-wh (seems often that it is in form of bleached envelope (few mm thick) along hairline fracs

173-174m: Bleached out (?) lt gy-wh chert (?) w 30-40% py-chl blebs, fracs, .. also qtz is abundant (py-po in semi-massive (magnetic), mo(?) [illegible] present as well v fg, hard to identify, but [illegible] is wk-med magnetic, present are chlorite, limon, [illegible] also str clay (here) alt^n, esp big @ 173.43-173.53m

174.1-178 m: Dk-med gy gritty to fine, cherty sand/mudst, str. silic^d, coarsens & fines locally; contains bleached out (?) intervals [illegible] → these contain up to 30% of diss^d py in mx, also assoc^d w chlor, hairline - 1-2mm thick wh-creamy vei (qtz vei) are of the same texture & colour = fracs with bleached out envelopes

- these bleached intervals @ 175-175.6m
- w 2-5% py in aggr. in mx of host
- another bleached (?) lt gy-wh interval w semi-mass py [illegible] @ 178-178.7m

Page ___ of 26

PREDATOR GROUP

PROJECT: Harlan

HOLE_ID: HR11- 005

LOGGED BY: Karin Ferova

DATE: Sept 12, 2011

GRAPHIC			LITHOLOGY					MINERALIZATION				ALTERATION-1									ALTERATION-2									
INTERVAL	STRUCTURE	LITHOLOGY	ROCKCODE	MODIFYCODE	GRAIN_SIZE	COLOR	OXIDE_CODE	SULF1	SULF1_PCT_CODE	SULF2	SULF2_PCT_CODE	ALT-1	ALT-1_FORM	ALT-1_INT	ALT-1_VEIN_TYPE	ALT-1_VEIN_%	ALT-1_MIN1	ALT-1_MIN1_PCT_CODE	ALT-1_MIN2	ALT-1_MIN2_PCT_CODE	ALT-2	ALT-2_FORM	ALT-2_INT	ALT-2_VEIN_TYPE	ALT-2_VEIN_%	ALT-2_MIN1	ALT-2_MIN1_PCT_CODE	ALT-2_MIN2	ALT-2_MIN2_PCT_CODE	COMMENTS / DESCRIPTION
181	COMP																													
182				BX	MG																									181.3-182.3: Coarsens to vcg-gritty & ang frags of this unit (clast supported?) bx'd by hairline wh-lt gy vnlt
183				BX	MG			PY	20																					
184								PY	20																					
185			SST / CH																											
186				BX	MG			PY	10																					185.6-186 m: as 181.3-182.3 m
187																														
188																														
189																														
190																														
191																														
192																														
193			193																											
194				FRAC/VN	FMG	GY BYL	O	PY	5			SI	PER	6	QZ QZ-[illegible]	20 3								GYQZ	10					193-201.4 m bk-dk gy silic'd siltst/mudst, str silic'd w multiple bleached zones @ dk [illegible] scale (bleaching wh-lt gy) patchy, but mostly concentrat'd along hairline fract's/vnlts w bleached out envelopes (mm-cm thick); also, grainsize seems to be coarser there in dif. unbleached zones, ~5% py either diss in mx or in discrete [illegible]
195			SST/CH																											

PROJECT: Harlan

HOLE_ID: HR11- 005

LOGGED BY: Karin Fecova

DATE: Sept 12, 2011

GRAPHIC			LITHOLOGY					MINERALIZATION				ALTERATION-1									ALTERATION-2								
INTERVAL	STRUCTURE	LITHOLOGY	ROCKCODE	MODIFYCODE	GRAIN_SIZE	COLOR	OXIDE_CODE	SULF1	SULF1_PCT_CODE	SULF2	SULF2_PCT_CODE	ALT-1	ALT-1_FORM	ALT-1_INT	ALT-1_VEIN_TYPE	ALT-1_VEIN_%	ALT-1_MIN1	ALT-1_MIN1_PCT_CODE	ALT-1_MIN2	ALT-1_MIN2_PCT_CODE	ALT-2	ALT-2_FORM	ALT-2_INT	ALT-2_VEIN_TYPE	ALT-2_VEIN_%	ALT-2_MIN1	ALT-2_MIN1_PCT_CODE	ALT-2_MIN2	ALT-2_MIN2_PCT_CODE
196																													
197								PY-PO	10																				
198			SST/CH					PY	10																				
199								PY	10																				
200																													
201			201.4	MFS	FMG	GY	O	PY-PO	30			CL SI	PAT (PY-PO) PER	4 6															
202			SST/CH																										
203	COMP		203		FMG	GYD	O	PY	3			SI	PER	6	PY	2													
204																													
205																													
206																													
207			207.24	VN	FMG	GY	O	PY	3			SI	PER	6	SI PY-CL	5 2								AS-PY	2				
208																													
209																													
210																													

COMMENTS / DESCRIPTION

- bleached envelopes not only along hairline frcs, but also along 1-2mm grey qtz vns; all random orient^n. few % of qtz-py veinlets w bleached-cnl envelopes

- one vein ~1cm thic'l, qtz >> py, also seric and chlor @ 45 TCA, @ 197.8-197.9m

201.4-203 m: Lt-med gy fg mst/sst w blebs of py-po-chlor over the interval; up to semi-massive py-po (magnetic); qtz [illegible] abundant - siliceous flood(?) completely obliterates all orig textures resulting in [illegible] appearance?); also common bands of streaks & patches & blebs of py-chl

207.24-211.58m: [illegible] sandy sst w [illegible], also whitish grains (1mm grain); ~3-5% vfg dis py in host, [illegible] silic^d; [illegible] py-chl vns, few mm thick; @ 35 TCA, a few [illegible] & random orient^n [illegible] hairline planar frcs w bleached and envelope (few mm thick) [illegible]

203-207.24m: [illegible] argillic? [illegible] 10 bcm [illegible]

3-5% diss vfg py in host, occas py [illegible] frcs of random orient^n

- the unit continues @ 207.24, [illegible] also [illegible] in colour (bleached cal - whitish, lt greyish); [illegible] also content of vfg [illegible] increases

PREDATOR GROUP

PROJECT: Harlan HOLE_ID: HR11- 005 LOGGED BY: Karin Fecova DATE: Sept 13 2011

	GRAPHIC		LITHOLOGY					MINERALIZATION				ALTERATION-1									ALTERATION-2								
INTERVAL	STRUCTURE	LITHOLOGY	ROCKCODE	MODIFYCODE	GRAIN_SIZE	COLOR	OXIDE_CODE	SULF1	SULF1_PCT_CODE	SULF2	SULF2_PCT_CODE	ALT-1	ALT-1_FORM	ALT-1_INT	ALT-1_VEIN_TYPE	ALT-1_VEIN_%	ALT-1_MIN1	ALT-1_MIN1_PCT_CODE	ALT-1_MIN2	ALT-1_MIN2_PCT_CODE	ALT-2	ALT-2_FORM	ALT-2_INT	ALT-2_VEIN_TYPE	ALT-2_VEIN_%	ALT-2_MIN1	ALT-2_MIN1_PCT_CODE	ALT-2_MIN2	ALT-2_MIN2_PCT_CODE
211			SST/CH																										
212	#45		20.52		FMG	WGYL	0	PY	5			SI	PER	6	GYQZ PY-CL	5 5													
213			SST/CH																										
214			214																										
215	#3			VN	FMG	GY	0	PY	5	AS	2	SI	PER	6	PY-CH-AS QZ	1 5							PY-QZ (env)	5					
216																													
217																													
218	sonp																												
219	#45		SST/CH																										
220	~49																												
221																													
222																													
223																													
224																													
225																													

COMMENTS / DESCRIPTION

211.58 - 214 m: Lt grey - whitish, mg, white and dk grey chert grains, vcg sandst; contains py-chl vns (few mm thick), @ 45 TCA or random orient²; ~5% py-chlor vns, [illegible]; STW of grey gash vns pick up locally to 5%

214 - 228.95 m: Dk grey colored sand. mbl. and (argillite) - cherty; ~5% diss py in body; ~7% [illegible] network of bleached out envelopes @ mm to 1cm thick, ~5% py in diss in body, also as aggregates in in vns; also in qtz vns that have bleached envelopes, random orient² (STW)

@ 214.5 m: 5mm thick, vuggy, limon-oxid, py-cpy-aspy @ 45 TCA

- minor aspy-py stringers or clusters with the body, (btw 222.5 - 225)

- the interval is called vnd due to bleached envelops along hairline vns; some of these vn offset the others by few mm-cm,

PREDATOR GROUP

PROJECT: Harlan HOLE_ID: HR11-005 LOGGED BY: Karin Ferova DATE: Sept 13, 2011



INTERVAL	STRUCTURE	LITHOLOGY	ROCKCODE	MODIFYCODE	GRAIN_SIZE	COLOR	OXIDE_CODE	SULF1	SULF1_PCT_CODE	SULF2	SULF2_PCT_CODE	ALT-1	ALT-1_FORM	ALT-1_INT	ALT-1_VEIN_TYPE	ALT-1_VEIN_%	ALT-1_MIN1	ALT-1_MIN1_PCT_CODE	ALT-1_MIN2	ALT-1_MIN2_PCT_CODE	ALT-2	ALT-2_FORM	ALT-2_INT	ALT-2_VEIN_TYPE	ALT-2_VEIN_%	ALT-2_MIN1	ALT-2_MIN1_PCT_CODE	ALT-2_MIN2	ALT-2_MIN2_PCT_CODE	COMMENTS / DESCRIPTION
226	5																													
227	0		SST/CH																											
228			228.95																											
229	45			PY	VCG COB	WGY	0	PY	10	AS	2	SI	PER	6	PY PY-AS	3 2														228.95 – 240m: Vcg to cobb chert congl/bx w up to 15% py in mx + clasts; common is also aspy in clusters w py in mx or in hair-line – 3mm thick massive py-aspy vns; occasional py in hairlike frxs
230																														
231																														
232	CORE																													
233			CONG																											
234																														
235																														
236																														
237																														
238																														
239			240																											
240																														

PREDATOR GROUP

PROJECT: Harlan HOLE_ID: HR11-005 LOGGED BY: Karin Terova DATE: Sept 13 2011

GRAPHIC			LITHOLOGY					MINERALIZATION				ALTERATION-1									ALTERATION-2								
INTERVAL	STRUCTURE	LITHOLOGY	ROCKCODE	MODIFYCODE	GRAIN_SIZE	COLOR	OXIDE_CODE	SULF1	SULF1_PCT_CODE	SULF2	SULF2_PCT_CODE	ALT-1	ALT-1_FORM	ALT-1_INT	ALT-1_VEIN_TYPE	ALT-1_VEIN_%	ALT-1_MIN1	ALT-1_MIN1_PCT_CODE	ALT-1_MIN2	ALT-1_MIN2_PCT_CODE	ALT-2	ALT-2_FORM	ALT-2_INT	ALT-2_VEIN_TYPE	ALT-2_VEIN_%	ALT-2_MIN1	ALT-2_MIN1_PCT_CODE	ALT-2_MIN2	ALT-2_MIN2_PCT_CODE
241	30° # 30°		240 SST/CH		FCG	WGYL	0	PY	5	AS	1	SI	PER	6	PY PY-CL	3 3								PY-AS QZ	2 2				
242																													
243	30° # 45° #		242.2	PY	FCG	WGYL	0	PY/AS PY	30 20	AS	2	CL	PAT (FRA)	6	PY PY-CL	3 3					SI	PER	6	PY-AS QZ	2 2				
244	20° #																												
245																													
246			SST/CH							AS	3-5																		
247																													
248	CORE																												
249																													
250																													
251																													
252																													
253																													
254																													
255																													

COMMENTS / DESCRIPTION

240 - 255,54 m: lt gy-whitish chert-cherty mst/siltst, gritty sst, locally dk grey; [illegible] up to 20% py & up to 3% aspy diss & in host, in clusters, discrete fracs, streaks & blebs; very strongly silic'd areas wh (bleached) or dk grey qtz discrete veins

Mineral zones w increase of aspy or py > 20%

@ 242.20 - 242.40 m: py-aspy-chl-qtz & some unknown brownish (hematite?; limonite? I don't think so) mineral with zoned in sheets/bands as other constituents - realgar??

@ 242.2-242.? m: Vcg to blebs/clusters of aspy > py (up to 5% aspy) in mx, also aspy-py discrete stringers in the vicinity

@ 242.35 m: 3-4mm py vn @ 30 TCA

@ 243.45 m: 3 mm thick py vn @ 20 TCA

PREDATOR GROUP

PROJECT: Harlan HOLE_ID: HR11-005 LOGGED BY: Karin Fecova DATE: Sept 14 2011

GRAPHIC LITHOLOGY MINERALIZATION ALTERATION-1 ALTERATION-2

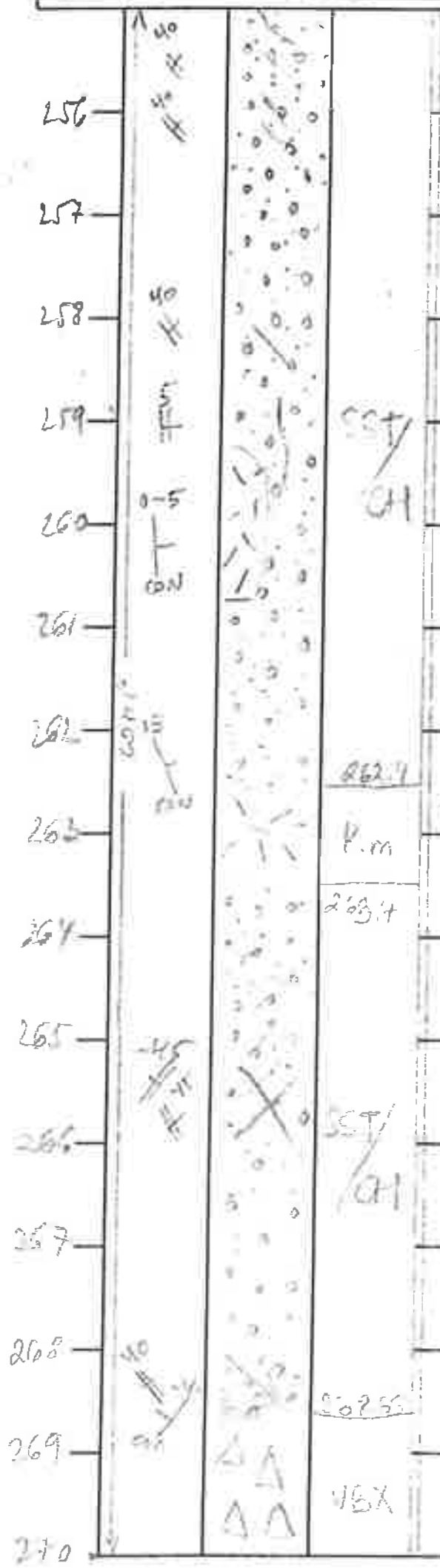

INTERVAL	ROCKCODE	MODIFYCODE	GRAIN_SIZE	COLOR	OXIDE_CODE	SULF1	SULF1_PCT_CODE	SULF2	SULF2_PCT_CODE	ALT-1	ALT-1_FORM	ALT-1_INT	ALT-1_VEIN_TYPE	ALT-1_VEIN_%	ALT-1_MIN1	ALT-1_MIN1_PCT_CODE	ALT-1_MIN2	ALT-1_MIN2_PCT_CODE	ALT-2	ALT-2_FORM	ALT-2_INT	ALT-2_VEIN_TYPE	ALT-2_VEIN_%	ALT-2_MIN1	ALT-2_MIN1_PCT_CODE	ALT-2_MIN2	ALT-2_MIN2_PCT_CODE
256	SST/CH					PY	5	AS	2																		
257						PY	20																				
258						PY	40																				
259						PY	30						PY-AS	1													
260																											
261																											
262						PY	20		1																		
263	262.4 P.m	POR	FCG	YGRL	O	PY	2	AS	1	SI SER	PER PER	6 6															
264	263.4 SST/CH	PY	FCG	WGYL	O	PY	20	AS	2	SI	PER	6	PY-AS PY	1 2								QZ	1				
265																											
266																											
267																											
268																											
269	268.65 VBX		MG COR	GYD	O	PY	5			SI	PER	6															
270																											

COMMENTS / DESCRIPTION

@ 256 - 262.4 m: 20-40% vcg py, occas aspy in mx, also rare py-cpy discrete vns up to 1 mm thick

- looking in this highly min^{d} zone w silica flood & abund^{t} py, considering dk grey-grey gritty shale next up, perhaps this zone is orig the same dk-med gy gritty ~~vcg~~ sust, but orig grain size completely oblit^{d} by silica flood & pyritiz^{n}

= intense silica + py flooding

262.4-263.4 m: Str seric^{d} → silic^{d} intr^{n} w 0-6 m w ~ 2-3% diss cg py, minor aspy

263.4 - 268.65 m: Str pyr^{d} (20-30%) vcg pyrite in stringers & discrete fines in vcg-gritty sst, local dk grey-black pebbles of orig dk gy gritty sst w black & white angular 1-2mm frags, the rest is completely overprinted by silica + py

- black and [illegible] fines best visible in dk gy pebbles of orig. text

- UC w vortex bx [illegible] @ 40 TCA, strongly pyrit^{d} (semi-mass, [illegible] py) over 5 cm

268.65-274.85 m: dk-med gy "vortex" breccia consisting of frags - mostly angular - 1-5 cm large in pebbly mx (1-5 mm) angul. clasts, clasts are sst & dk grey chert (80%), argillite (?) (15%), intr (5%)

- silica cement dominant, locally ankerite cement

PREDATOR GROUP

PROJECT: Harlan   HOLE_ID: HR11- 005   LOGGED BY: Karin Tetova   DATE: Sept 14 2011

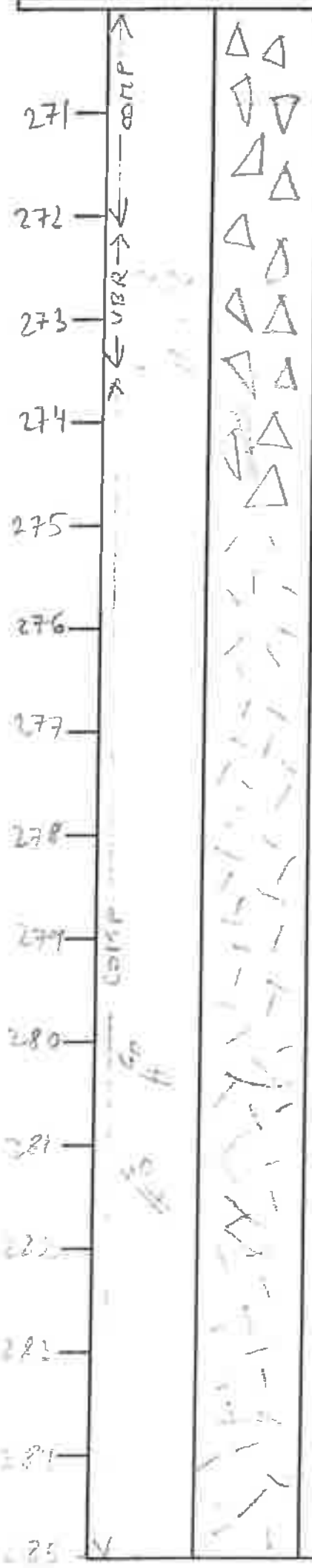

INTERVAL	STRUCTURE	LITHOLOGY	ROCKCODE	MODIFYCODE	GRAIN_SIZE	COLOR	OXIDE_CODE	SULF1	SULF1_PCT_CODE	SULF2	SULF2_PCT_CODE	ALT-1	ALT-1_FORM	ALT-1_INT	ALT-1_VEIN_TYPE	ALT-1_VEIN_%	ALT-1_MIN1	ALT-1_MIN1_PCT_CODE	ALT-1_MIN2	ALT-1_MIN2_PCT_CODE	ALT-2	ALT-2_FORM	ALT-2_INT	ALT-2_VEIN_TYPE	ALT-2_VEIN_%	ALT-2_MIN1	ALT-2_MIN1_PCT_CODE	ALT-2_MIN2	ALT-2_MIN2_PCT_CODE
			VBX																										
272.5			GG		FG VCG	BK GYD	O	PY	5			ANK CL	PAT (LOC) PAT	6 6															
273.5			VBX		MG COB	GYD	O	PY	5			SI SER	PER PER	6 6	 PY	 3													
274.85			Km	POR	FCG	GRL YGRL BGRL	O	PY	3			SI	PER	6	AS-PY	2					CL	PER	6						

COMMENTS / DESCRIPTION

- ~3-10% py diss in mx (fg-cg), also in some clasts, ankerite pic up locally bx^ng + cementing clasts
- chlorite is locally dense, especially close to fault in fragm^g, fault zone @ 272.5-273.5 m.

UC strongly ankerit^g

fault zone: broken to very br rock, pervas. chlorite (dk green-black), crumbly, py pic'ing locally to 10%; mostly very br rock, very minor gg

- chl & ank overprint^g orig. silicf^n

LC strongly seric^g & anker^g

- interestingly NO VNG in this breccia compared to congl/bx or clasty sed/seds

274.85- m: Fspar megacrystic, fspar-qtz eye phyric qtz monz intr^n as 0-6m,

- some fspar megacrysts are relatively fresh, but it could be that they are hard not because they are fresh, but because they are in the silicf^d portions of intr^n; many of them are alt^d to clay, pitted (as usually up to 1-2 cm long, zoned, ~2-3%)
- all fspar phenocr (2-5 mm) are compl seric^d
- gm is either compl seric^d & not affect^d by silicf^n (easy to scratch, yellow green or lt brown-green) ④ or chl^g not aff by sil

or seric'd & overprint^d by chlor^n & silicf^n (dk green, hard to scratch)

- py content varies, in average 2-3%, but locally over meter intervals to 5%

py to 10% diss vcg py in aspy/[illegible]

- Common are py-aspy fracs - 2 mm discrete veinlets at random orientations "streaks"
- py [illegible]: aspy-py fracs = 2:1

Scor. (bluish greenish color fe mat) on fracs common (3%)

PREDATOR GROUP

PROJECT: Harlan HOLE_ID: HR11-005 LOGGED BY: Karin Ferova DATE: Sept 14 2011

	GRAPHIC		LITHOLOGY					MINERALIZATION				ALTERATION-1									ALTERATION-2									
INTERVAL	STRUCTURE	LITHOLOGY	ROCKCODE	MODIFYCODE	GRAIN_SIZE	COLOR	OXIDE_CODE	SULF1	SULF1_PCT_CODE	SULF2	SULF2_PCT_CODE	ALT-1	ALT-1_FORM	ALT-1_INT	ALT-1_VEIN_TYPE	ALT-1_VEIN_%	ALT-1_MIN1	ALT-1_MIN1_PCT_CODE	ALT-1_MIN2	ALT-1_MIN2_PCT_CODE	ALT-2	ALT-2_FORM	ALT-2_INT	ALT-2_VEIN_TYPE	ALT-2_VEIN_%	ALT-2_MIN1	ALT-2_MIN1_PCT_CODE	ALT-2_MIN2	ALT-2_MIN2_PCT_CODE	COMMENTS / DESCRIPTION
286	50 #																													
287																														
288																														
289																														
290	80 +																													
291								PY	5-10	AS	2				PY PY-AS	3 3														
292	80 #		Km																											
293	COMP 30 # 80 #																													
294			294.6				D	BOE GN	0.5	CU	0.5																			@294.6m : 1-2mm py vn w peacock colours (str blue, gld, orange); 1-2mm diss mo[illegible] of native Cu
295	30 #							PY	5-10	AS	2													PY-AS BZ	1					
296	60 #																													
297	80 = FA							PY	2-3	AS	2																			
298			298.3				D	BOE GN PY	0.5	CU	0.5					PY	3													@298.3m : as 294.6m
299								PY	2-3	AS	2																			
300																														

Phyllic / w/ argillic op?

? Asp

? Bor

PROJECT: Harlan

HOLE_ID: HR11- 005

LOGGED BY: Karin Fecova

DATE: Sept 14 2011

	GRAPHIC		LITHOLOGY					MINERALIZATION				ALTERATION-1									ALTERATION-2									
INTERVAL	STRUCTURE	LITHOLOGY	ROCKCODE	MODIFYCODE	GRAIN_SIZE	COLOR	OXIDE_CODE	SULF1	SULF1_PCT_CODE	SULF2	SULF2_PCT_CODE	ALT-1	ALT-1_FORM	ALT-1_INT	ALT-1_VEIN_TYPE	ALT-1_VEIN_%	ALT-1_MIN1	ALT-1_MIN1_PCT_CODE	ALT-1_MIN2	ALT-1_MIN2_PCT_CODE	ALT-2	ALT-2_FORM	ALT-2_INT	ALT-2_VEIN_TYPE	ALT-2_VEIN_%	ALT-2_MIN1	ALT-2_MIN1_PCT_CODE	ALT-2_MIN2	ALT-2_MIN2_PCT_CODE	COMMENTS / DESCRIPTION
			300.1				→	3of py PY	0.5 2-3	CW AS	0.5 2																			@ 300.1 m : as 294.6m
301			301				→	SB PY	1-2 2-3	PY AS	50 2																			@ 301 m : 1-2mm py vn w few % of stibnite felted, needle-like masses (1 mm ex)
302			302.4				→	3of py PY	0.5 2-3	CW AS	0.5 2																			@ 302.4 m : as 294.6m
303			303.7					PY	5																					@ 303.7-304 m : py picks up to 5%
304			304 304.7					PY PY	2-3 5																					@ 304.7-305.1 as 303.7-304m
305			305.1					PY	2-3																					in overall → scorodite fracs, cut + bor along fracs → there is no
306																														consistent orient'n of these fracs, all random, locally planar 0-90TCA, conjugate sets
307																														- in general → hard to spot, it may be more of it w/n bleached and [illegible] fracs [illegible], these
308																														may not ho signs on the other surface!
309																														
310			[illegible]					[illegible]																						@ 310.[illegible] as 303.7-304m, [illegible]
311								[illegible]																						@ 311.1m : as 303.7 - 304m, 30TCA
312									3	AS	1																			
313			[illegible]																											@ 313.[illegible] as 303.7-304m ; w/ 30 TCA
314									3	AS	1																			
315																														

2% Asp? stibnite py

Kspar megacryst gran / massive clay - strong bleach / f.g asp w/ clay

PREDATOR
GROUP

PROJECT: Harlan HOLE_ID: HR11-005 LOGGED BY: Karin Ferova DATE: Sept 15 2011



	GRAPHIC		LITHOLOGY					MINERALIZATION				ALTERATION-1									ALTERATION-2									
INTERVAL	STRUCTURE	LITHOLOGY	ROCKCODE	MODIFYCODE	GRAIN_SIZE	COLOR	OXIDE_CODE	SULF1	SULF1_PCT_CODE	SULF2	SULF2_PCT_CODE	ALT-1	ALT-1_FORM	ALT-1_INT	ALT-1_VEIN_TYPE	ALT-1_VEIN_%	ALT-1_MIN1	ALT-1_MIN1_PCT_CODE	ALT-1_MIN2	ALT-1_MIN2_PCT_CODE	ALT-2	ALT-2_FORM	ALT-2_INT	ALT-2_VEIN_TYPE	ALT-2_VEIN_%	ALT-2_MIN1	ALT-2_MIN1_PCT_CODE	ALT-2_MIN2	ALT-2_MIN2_PCT_CODE	COMMENTS / DESCRIPTION
346			Km/CONG	FRA	FCG	GRG	0	PY	5	AS	1	CL SI	PER PER	6 6							SER	PER	6							345-346m: Fracture zone / Fault zone?; Very broken rock, pervasively alter^d, pyrit^d up to 10% py locally; very minor local
347			Km	POR	FCG	GYL	0	PY	2	AS	1	SER SI	PER PER	6 6							SER ANK	PER PER	6 6							gouge; mostly heavily fract^d rock; chlorite overpr^ng all alter^n types
348			348																											347.3m: 5cm thick crumbled, frag^nd rock, perhaps minor gouge, - in intr^n
349	80 ⊥ 17		Km/VBX		FCG	GYL	0	PY	✓ 2	AS	✓ 1	SER SI	PER PER	6 6																348-349.3m: Qtz monz intr^n w Vortex breccia clasts - these clasts host up to 10% diss py in mx & clasts
350			349.3	PY	FCG	GY	0		✓		✓	SER SI	PER PER	6 6	PY-CL PY	1 2														349.3-350.5m: Parts of monz w Vortex bx
351	50 ⫽ ∞ py		Km/VBX 350.5		FCG	GY	0	PY PY	10 2	AS AS	2 1	SER SI	PER PER	6 6							ANK	PER	6							clasts; qtz monz has up to 10% diss py & minor aspy in groundmass; some f-grain xtls & occas discrete py-aspy vns (1-2mm)
352																														
353	OMP																													350.5-365.35m. Qtz monz intr^n w 2% diss py & aspy in clusters; occas discrete
354																														py & py-aspy vns (1mm thick), locally py pieces up to 10%; ankerite perv, local
355			Km																											alt^n; from 359-360m: ~5% diss py & less aspy.
356	60 / 40 # py																													- stibnite was spotted on frac surfaces w py @ 2 locations, it is very fine grained, thick & massive, needle-like; where is so
357																														fine grained hard to identify if it is fg aspy or stibnite → so it is possible
358																														that there is more stibnite (instead of aspy) than recorded.
359								PY	✓ 10	SB(?) AS	✓ 2																			
360	50							PY	5 ↓		✓																			

PREDATOR GROUP

PROJECT: Harlan

HOLE_ID: ____ HR11-005

LOGGED BY: Karin Fetova

DATE: Sept 15 2011

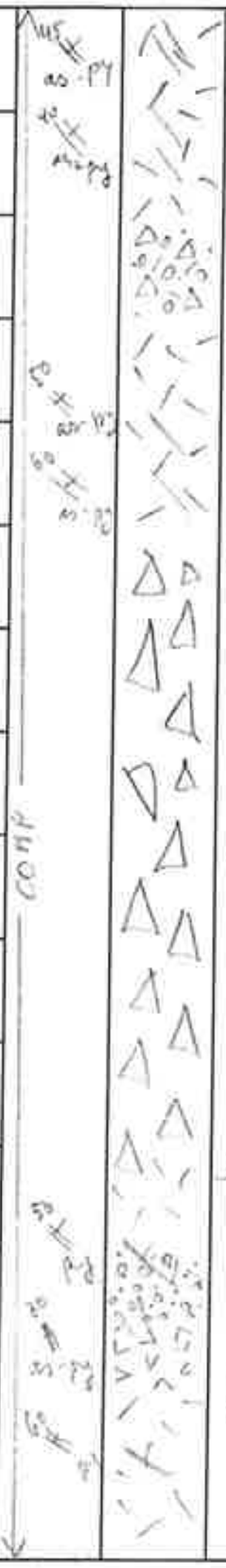

INTERVAL	ROCKCODE	MODIFYCODE	GRAIN_SIZE	COLOR	OXIDE_CODE	SULF1	SULF1_PCT_CODE	SULF2	SULF2_PCT_CODE	ALT-1	ALT-1_FORM	ALT-1_INT	ALT-1_VEIN_TYPE	ALT-1_VEIN_%	ALT-1_MIN1	ALT-1_MIN1_PCT CODE	ALT-1_MIN2	ALT-1_MIN2_PCT CODE	ALT-2	ALT-2_FORM	ALT-2_INT	ALT-2_VEIN_TYPE	ALT-2_VEIN_%	ALT-2_MIN1	ALT-2_MIN1_PCT CODE	ALT-2_MIN2	ALT-2_MIN2_PCT CODE	COMMENTS / DESCRIPTION
361						PY	3	AS	3	SI SER	PER PER	6 6	PY-AS	3														360.4 - 360.5m : ~20% aspy + py over ~10 cm in intrn
362																												360 - 365.35 : aspy increases in abundance over this interval → as clusters w py, as vn-discrete frs w py
363																												- vein commonare clusters @ mm-cm scale w more aspy - less py 362.2 - 363m : partially melted vcg to pebble chert congl/bx w up to 10% py diss in mx
364																												
365	365.35																											365.35 - 371.15m : Vortex breccia as prev
366		MG Cog		GY	O	PY	5	AS	1	SER SI	PER PER	6 6							ANK	PER	5							described in 268.65-274.35m, up to 10% py over 10's cm scale, in mx & clasts w minor aspy
367																												vc & LC are intrusive & breccia is partially meltd by the intrn, silicfn
368	VBX																											& ankr altn are local, but pervasive sericitn is always present
369																												
370																												
371	371.15	FCG		GY	O	PY	5	AS	2	SER ANK	PER PER	6 6	PY AS-PY	2 2					SI	PER	6							371.15 - 376.4m Qtz monzon intrn as 268.65 - 274.35m, includes also another
372																												phase of the monz intr @ LC of vcg-gritty [illegible] intrusit @ 371.15-372.8m; this intrn is also qtz monzonite w feldsp + qtz eye
373																												phenos, but also contains 10% bio replaced by py + chlor (blades, 2-3mm long) (not Kspar megacx)
374	Kmr																											this third unit of another phase cuts the Kspar megacx, qtz monz, so it is younger;
375																												both intrns are cut by aspy-py vn @ 30TCA 2mm thick

Page 5 of 26

PREDATOR GROUP

PROJECT: Harlan   HOLE_ID: HR11-005   LOGGED BY: Karin Fexova   DATE: Sept 15 2011

Py
Py
Py
COMP

INTERVAL	ROCKCODE	MODIFYCODE	GRAIN_SIZE	COLOR	OXIDE_CODE	SULF1	SULF1_PCT CODE	SULF2	SULF2_PCT CODE	ALT-1	ALT-1_FORM	ALT-1_INT	ALT-1_VEIN_TYPE	ALT-1_VEIN_%	ALT-1_MIN1	ALT-1_MIN1_PCT CODE	ALT-1_MIN2	ALT-1_MIN2_PCT CODE	ALT-2	ALT-2_FORM	ALT-2_INT	ALT-2_VEIN_TYPE	ALT-2_VEIN_%	ALT-2_MIN1	ALT-2_MIN1_PCT CODE	ALT-2_MIN2	ALT-2_MIN2_PCT CODE
	Km																										
376	376.4 SST/CH		VCG	GY	0	PY	10			SI	PER	6	ANK PY	1 1													
377	377.5	POR	FCG	GRGL	0	PY	2	AS	1	SI SER	PER PER	6 6	PY	1					CL	PER	6						
378																											
379																											
380	Km																										
381																											
382																											
383																											
384	384.35 EOH																										
385																											
386																											
387																											
388																											
389																											
390																											

COMMENTS / DESCRIPTION

- ~5-10% (loc) of diss py ± aspy in groundmass or along f spar grains, also occas py–aspy streaks, discrete fracs and a few 1-2 mm thick vns @ random orient^n; few vns up to 3-4 mm thick

LC of int^n w/ v.cg. gritty cherty sst is intrusive & partially melt^d

376.4-377.5 m. Vcg. gritty cherty sst, epiclastic?, well sort^d, angular to sub [illegible] clasts (black-grey-white) w/ up to 15% diss py in mx, rare wk veinlets, 1 mm thick, @ 50° TCA and py vn, 1 mm thick, 45 TCA

377.5-384.35: f.spar megacx, f.spar - qtz phyric qtz monz as 268.65 - 374.85 m, w/ ~1-2% diss py & minor aspy in groundmass & some f.spar phenocrysts; rare py discrete fracs / hairline vns (@ 20 TCA eg),
- one locatn @ 381.5 m: pink-purple coating mater on fracs → took a pic, but it looks blue on a pic
- in overall: int^n has always all megacx & phenos reworked partially (well seen on margins of xtals)
- all types of alt^n are locally presents: silicif^n, sericit^n, chlorit^n
- sericit^n is present all the time

384.35 m: End of hole (EOH)

DRILLHOLE SUMMARY FORM

PREDATOR
GROUP

HOLE_ID:	HR11- 006
PROJECT:	Harlan
PROSPECT:	Vortex
PROJECT CODE:	HAR
End Of Hole CODE	
LOGGED BY:	K. Fecova
DATE:	Sept 16, 2011
DRILL TYPE:	Diamond NTW
NAD83 UTM E:	366590
NAD83 UTM N:	7015212
GRID ID:	n/a
GRID X:	n/a
GRID Y:	n/a
ELEV:	1705.892 m
COLLAR DIP:	-90
GRID AZIMUTH:	n/a
TRUE AZIMUTH:	n/a
PRECOLLAR LENGTH:	n/a
TOTAL LENGTH:	390.14
DH SURVEYED (Y/N):	Y
DH SURVEYED BY:	Kluane
DH SURVEY TOOL:	Reflex Multi Shot
ORIENTED CORE:	N
TOOL TYPE:	n/a

DRILL CONTRACTOR:	Kluane Drilling
DRILLER:	

START DATE / TIME:	Sept 6, 2011
FINISH DATE / TIME:	Sept 14, 2011

DRILLHOLE SUMMARY
(Slow drilling, etc)

FROM / TO:

Upper intrusive / intrusive bxa unit - strongly silicified
- U'bx f.g. silica replacement; little or no veining - Au zone
- lower Au zone hosted in seds w/ variable pyrite content + no veining - possibly missing magmatic clasts or peripheral to proximal bxa.

- lower seds strongly altered; significant As + Ba mineralization; possible seeing f.w prop. contact?
Complete drill hole; no rods available
UTM Zone 9

CROSS SECTION:

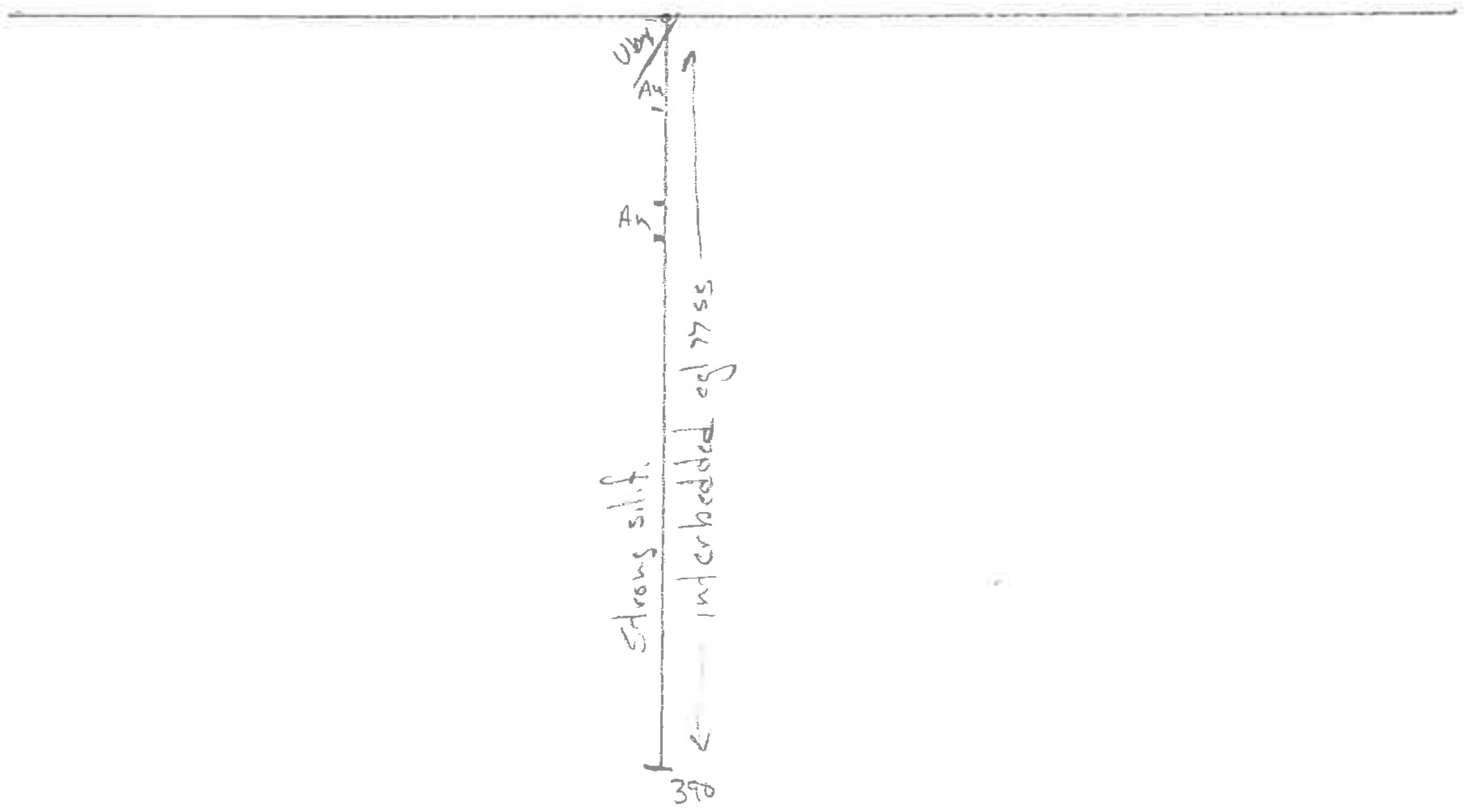

PREDATOR GROUP

PROJECT: Harlan HOLE_ID: HR11- 006 LOGGED BY: Karin Fecova DATE: Sept 16 2011

INTERVAL	STRUCTURE	LITHOLOGY	ROCKCODE	MODIFYCODE	GRAIN_SIZE	COLOR	OXIDE_CODE	SULF1	SULF1_PCT_CODE	SULF2	SULF2_PCT_CODE	ALT-1	ALT-1_FORM	ALT-1_INT	ALT-1_VEIN_TYPE	ALT-1_VEIN_%	ALT-1_MIN1	ALT-1_MIN1_PCT_CODE	ALT-1_MIN2	ALT-1_MIN2_PCT_CODE	ALT-2	ALT-2_FORM	ALT-2_INT	ALT-2_VEIN_TYPE	ALT-2_VEIN_%	ALT-2_MIN1	ALT-2_MIN1_PCT_CODE	ALT-2_MIN2	ALT-2_MIN2_PCT_CODE	COMMENTS / DESCRIPTION
1				POR	FCG	GYL	1	PY	1			SER SI	PER PER	6 6							CL LI	PER PAT	6 5							0-6m: Fspar megacx, fspar-qtz porphyritic qtz monzonite intrn w/ 2-5% clay alt'd fspar megacx ~1cm in size; 10-15% fspar phenos, ~2-5mm cx, completely alt'd to sericite; 10-15% qtz eyes, 2-5mm, grey-purple; gm is vfg sericit'd or argil'd or chlor'd or silicif'd (locally picks up) -1% py - very dirty, no vfg -lim on fract surfaces
2																														
3			Km																											
4	AR																													
5																														
6			6.00																											
7					VCG COG	GY	1	PY	1			LI SI	PAT PER	4 6							JAR	PAT	6							6.00-30.48m: Vortex breccia: Very broken up rock w 5-10cm size angular to rounded clasts (30-40%) in pebble-sz matrix of angular-rounded clasts; clasts are wh-grey-blk cherts, silicif'd mudstones (argillites), gritty cherts [illegible] are vuggy, porous, pitted; occas intr'l clasts which are very likely not clasts, but intr injections into congl and giving angular appearance) - lim (orange, yellow) & jarosite (yell-green) staining on fract
8																														
9																														
10			VBX																											
11	VBR																													
12																														
13																														
14																														
15																														

PREDATOR
GROUP

PROJECT: Harlan

HOLE_ID: ____ HR11-006

LOGGED BY: Karin Ferova

DATE: Sept 16 2011

	GRAPHIC		LITHOLOGY					MINERALIZATION				ALTERATION-1									ALTERATION-2									
INTERVAL	STRUCTURE	LITHOLOGY	ROCKCODE	MODIFYCODE	GRAIN_SIZE	COLOR	OXIDE_CODE	SULF1	SULF1_PCT CODE	SULF2	SULF2_PCT CODE	ALT-1	ALT-1_FORM	ALT-1_INT	ALT-1_VEIN_TYPE	ALT-1_VEIN_%	ALT-1_MIN1	ALT-1_MIN1_PCT CODE	ALT-1_MIN2	ALT-1_MIN2_PCT CODE	ALT-2	ALT-2_FORM	ALT-2_INT	ALT-2_VEIN_TYPE	ALT-2_VEIN_%	ALT-2_MIN1	ALT-2_MIN1_PCT CODE	ALT-2_MIN2	ALT-2_MIN2_PCT CODE	COMMENTS / DESCRIPTION
16																														
17																														
18																														
19																														
20																														
21			BX																											
22																														
23	BR																													
24																														
25																														
26																														
27																														
28																														
29																														
30																														

PREDATOR GROUP

PROJECT: Harlan HOLE_ID: HR11-006 LOGGED BY: Karin [illegible] DATE: Sept 16 2011

GRAPHIC			LITHOLOGY					MINERALIZATION				ALTERATION-1									ALTERATION-2								
INTERVAL	STRUCTURE	LITHOLOGY	ROCKCODE	MODIFYCODE	GRAIN_SIZE	COLOR	OXIDE_CODE	SULF1	SULF1_PCT_CODE	SULF2	SULF2_PCT_CODE	ALT-1	ALT-1_FORM	ALT-1_INT	ALT-1_VEIN_TYPE	ALT-1_VEIN_%	ALT-1_MIN1	ALT-1_MIN1_PCT_CODE	ALT-1_MIN2	ALT-1_MIN2_PCT_CODE	ALT-2	ALT-2_FORM	ALT-2_INT	ALT-2_VEIN_TYPE	ALT-2_VEIN_%	ALT-2_MIN1	ALT-2_MIN1_PCT_CODE	ALT-2_MIN2	ALT-2_MIN2_PCT_CODE
		Δ ∇	VBX 30.48	FRA	VFG FG	GYD GYL	0					SI	PER	6	GY QZ QZ-LIM	5 20					JAR LI	PAT PAT	6 6						
31																													
32																													
33			SST/CH																										
34																													
35																													
			35.35	GRT	VCG	GY	0					SI	PER	6	QZ	5					JAR LI	PAT PAT	6 6						
36																													
37	BR		SST/CH																										
38																													
39																													
			39.20	FRA BX	VFG FG	GY	0					SI	PER	6	GY QZ QZ	5 5					JAR LI	PAT PAT	6 6						
40																													
41																													
42			SST/CH																										
43																													
44																													
45																													

COMMENTS / DESCRIPTION

30.48 - 33.35m: Med-dk gy silic'd mudstone (argilite?) or chert? altern'g w lt br-lt gy chert (silicfd mudst?), both are heavily fract'd; dk subunit contains numerous fracs w bleached out envelopes (few mm-cm thick) of the same colour as lt br - lt grey chert subunit; limon is also in some of these stw fracs
- both subunits are pitted, vuggy locally
- jar/lim on fracs
- no vis min
- ~5% of gy [illegible] qtz vns (mm-hair)

35.35 - 39.20m: lt grey grit, [illegible] sorted w dk grey - white grains (angular); ~5% of fracs @ random orient'n, bleached out [illegible] (mm thick)
no vis min

39.20-49.6 m: fract'd, also bx'd altern'g dk grey silicf mud (argil?) or chert + lt grey - lt brown chert, litho as 30.48-33.35m
- it is a bX made of dk gy + lt gy chert
- some fracs fill'd w lim
clasts angular @ mm-cm size
- no vis min

Page 3 of 26

PREDATOR
GROUP

PROJECT: HARLAN
HOLE_ID: HAR 11-006
LOGGED BY: Karin Fecova
DATE: Sept 16 2011



	GRAPHIC			LITHOLOGY				MINERALIZATION				ALTERATION-1									ALTERATION-2									
INTERVAL	STRUCTURE	LITHOLOGY	ROCKCODE	MODIFYCODE	GRAIN_SIZE	COLOR	OXIDE_CODE	SULF1	SULF1_PCT_CODE	SULF2	SULF2_PCT_CODE	ALT-1	ALT-1_FORM	ALT-1_INT	ALT-1_VEIN_TYPE	ALT-1_VEIN_%	ALT-1_MIN1	ALT-1_MIN1_PCT_CODE	ALT-1_MIN2	ALT-1_MIN2_PCT_CODE	ALT-2	ALT-2_FORM	ALT-2_INT	ALT-2_VEIN_TYPE	ALT-2_VEIN_%	ALT-2_MIN1	ALT-2_MIN1_PCT_CODE	ALT-2_MIN2	ALT-2_MIN2_PCT_CODE	COMMENTS / DESCRIPTION
46																														
47	VBR						-																							
48																														
49			SST/CH																											48.77-48.87m · Fault in bxd dk gy & lt gy chert (minor gouge)
50			49.6	FRA/VN	FG	GYL GYD	O					SI	PER	6							JAR LI	PAT PAT	6 6							49.6 - 51.81m: Upper portion lt gy - lt br
51			CH																											chert w ~ 5% of gy qtz gash, ~1-2mm thick random oriant'd vng w no vis min → progresses into lt gy - dk gy chert strongly silic'd,
52			51.81		VCG PEB	GY	O					SI	PER	6							JAR LI	PAT PAT	6 6							oblitar'g (?) angularity of frags → progresses into vn/frac'd dk gy chert (silicif'd mudst?)
53	GR		BX																											-jar & lim on fracs - as 39.20-49.6 m
54			52.9	BX/FRA	VCG PEB	GY	O					SI	PER	6							LI JAR	PAT PAT	6 6							51.81 - 52.9m · Very porous & vuggy vcg to pebble breccia w almost "uniform"
55																														gravel-pebble sized angul frags: blacks, gy, white - sericit'd (yell-green); no vis min, no vns;
56																														-jar & lim on fracs 52.9 - 65.40 m: Interbed'd vcg - cob congl
57			CONG																											w densely frac'd/bx'd/vein'd chert (both ltgy & dk gy); veins are gy, qtz, gash, 1-2mm
58	SEM-OPP		CH																											thick STW; strongly silic'd, oblit'd orig textures in cherty bx'd intervals;
59																														jar & lim on frac surfaces -locally pitted/porous
60																														

PREDATOR GROUP

PROJECT: HARLAN HOLE_ID: HAR 11-006 LOGGED BY: Karin Friovan DATE: Sept 16 2011

INTERVAL	STRUCTURE	LITHOLOGY	ROCKCODE	MODIFYCODE	GRAIN_SIZE	COLOR	OXIDE_CODE	SULF1	SULF1_PCT_CODE	SULF2	SULF2_PCT_CODE	ALT-1	ALT-1_FORM	ALT-1_INT	ALT-1_VEIN_TYPE	ALT-1_VEIN_%	ALT-1_MIN1	ALT-1_MIN1_PCT_CODE	ALT-1_MIN2	ALT-1_MIN2_PCT_CODE	ALT-2	ALT-2_FORM	ALT-2_INT	ALT-2_VEIN_TYPE	ALT-2_VEIN_%	ALT-2_MIN1	ALT-2_MIN1_PCT_CODE	ALT-2_MIN2	ALT-2_MIN2_PCT_CODE	COMMENTS / DESCRIPTION
61																														
62			CONG																											
63	SEMI-COMP/SR																													
64																														
65																														
66			65.40	FRA/BX	FMG	GYL GYD	0					SI	PER	6							J4R LI	PAT PAT	6 6							65.40 - 74.00 m: Str silicf'd, bx'd, vn'g & fract'd lt gy & dk gy chert, some mbunits are sh pyri'd w abund discrete py fracs of random orient'd STW, also assoc'd w chl qtz gy Jsh vns rid by locally in 'non' min'lzd mbunit, py also in diss form, especially from 72.80 - 74 m; - occa. clasts replaced by vfg py
67																														
68																														
69								PY	20																					
70	COMP		SST/CH																											
71																														
72								PY	10																					
73								PY	20																					
74			74.00																											
75			SST/CH	FRA	FMG	GYL GYD	0	PY	5			SI	PER	6	PY-QZ PY	2 1					JAR LI	PAT PAT	6 6	(down to 75m on fracs)						74: m: Dominat dk gy silif'd muds (?) argillite, locally graphitic, locally gritty;

Page 5 of 26

PREDATOR
GROUP

PROJECT: HARLAN HOLE_ID: HAR 11-006 LOGGED BY: Karin Fecova DATE: Sept 16 2011



GRAPHIC			LITHOLOGY					MINERALIZATION				ALTERATION-1									ALTERATION-2									
INTERVAL	STRUCTURE	LITHOLOGY	ROCKCODE	MODIFYCODE	GRAIN_SIZE	COLOR	OXIDE_CODE	SULF1	SULF1_PCT CODE	SULF2	SULF2_PCT CODE	ALT-1	ALT-1_FORM	ALT-1_INT	ALT-1_VEIN_TYPE	ALT-1_VEIN_%	ALT-1_MIN1	ALT-1_MIN1_PCT CODE	ALT-1_MIN2	ALT-1_MIN2_PCT CODE	ALT-2	ALT-2_FORM	ALT-2_INT	ALT-2_VEIN_TYPE	ALT-2_VEIN_%	ALT-2_MIN1	ALT-2_MIN1_PCT CODE	ALT-2_MIN2	ALT-2_MIN2_PCT CODE	COMMENTS / DESCRIPTION
																														- py present 3-10% diss^{d}, in discrete frags, blebs, streaks; assoc^{d} w qtz hair-1mm vns ± chlor, fracs ± vns STW like
76																														- domin't -> qtz-py, or qtz fracs - hair vns hair wide, cm scale bleached wall envelops
77																														- py diss^{d} equally - in dk gy subarkose, or Lt gy subarkose
78																														- jar & lim occs on frac planes
79								PY	10																					- locally stratif^{d} in beds Dips by -> shown in graphic log as contacts ~ 30 TCA - py also present along the bed contact traces - pronouncing them
80			SST/CH																											- minor local oxid^{n} along frac planes -> limonite
81																														
82																														
83																														
84																														
85																														
86																														
87																														
88								PY	10																					
89																														
90																														

PREDATOR
GROUP

PROJECT: HARLAN
HOLE_ID: HAR 11 - 006
LOGGED BY: Karin Ferova
DATE: Sept 16 2011

	GRAPHIC		LITHOLOGY					MINERALIZATION				ALTERATION-1									ALTERATION-2									
INTERVAL	STRUCTURE	LITHOLOGY	ROCKCODE	MODIFYCODE	GRAIN_SIZE	COLOR	OXIDE_CODE	SULF1	SULF1_PCT_CODE	SULF2	SULF2_PCT_CODE	ALT-1	ALT-1_FORM	ALT-1_INT	ALT-1_VEIN_TYPE	ALT-1_VEIN_%	ALT-1_MIN1	ALT-1_MIN1_PCT_CODE	ALT-1_MIN2	ALT-1_MIN2_PCT_CODE	ALT-2	ALT-2_FORM	ALT-2_INT	ALT-2_VEIN_TYPE	ALT-2_VEIN_%	ALT-2_MIN1	ALT-2_MIN1_PCT_CODE	ALT-2_MIN2	ALT-2_MIN2_PCT_CODE	COMMENTS / DESCRIPTION
91																														
92			SST/CH																											
93																														
94																														
95	SEMI-CONT / MINOR BR		95.6	PY	FMG	GYL	O	PY	30			SI	PER	6	PY	3														95.6 - 98.45m : lt grey, mg, cherty sandstone w very abund^t py (fmg, 30%), diss in
96																														host; py assoc^d w chlor. & partially (locally) oxid to lim; py can also be concentr^d along
97																														hairline discrete frac. of random orient^d & these here limon^d envelopes (few mm thick), present over cm scales dk-med gy subunits
98																														
99			SST/CH					PY	10																					@ 99 - 101 m. py streaks, wisps, discrete vnlts (fresh, chlorite py - cpy as well (?)
100	BR																													- up to a few mm thick — - all in both bleached (lt gy) & dk gy chert - gritty cherty sst, all random
101																														orient^d @ 103.7 - 103.9m : Bx'd cherty sst
102																														w traces of bright orange-red min -> realgar seems to be assoc^d w qz & py blebs in veins;
103										REAL	0.2																			- diss py in this min^d interval seems to be oxid (?) to peacock colours (orange, blue, purple, ...)
104 105			104.1 CONG	PY	VCG COB	GY	O	PY	15			SI	PER	6																104.1 - 110.8m : grey vcg to cobble congl bx w 10-20% diss py in mx & clasts...

PREDATOR GROUP

PROJECT: HARLAN
HOLE_ID: MAR 11-006
LOGGED BY: Karin Fecova
DATE: Sept 17 2011



GRAPHIC			LITHOLOGY					MINERALIZATION				ALTERATION-1									ALTERATION-2									
INTERVAL	STRUCTURE	LITHOLOGY	ROCKCODE	MODIFYCODE	GRAIN_SIZE	COLOR	OXIDE_CODE	SULF1	SULF1_PCT CODE	SULF2	SULF2_PCT CODE	ALT-1	ALT-1_FORM	ALT-1_INT	ALT-1_VEIN_TYPE	ALT-1_VEIN_%	ALT-1_MIN1	ALT-1_MIN1_PCT CODE	ALT-1_MIN2	ALT-1_MIN2_PCT CODE	ALT-2	ALT-2_FORM	ALT-2_INT	ALT-2_VEIN_TYPE	ALT-2_VEIN_%	ALT-2_MIN1	ALT-2_MIN1_PCT CODE	ALT-2_MIN2	ALT-2_MIN2_PCT CODE	COMMENTS / DESCRIPTION
106																														
107			CONG																											
108																														
109																														
110			110.8		FMG	GY	0	PY	5			SI	PER	6																110.8–113.5 m: Dk & med gy cherty sed & mst w ~5-10% f-mg diss py in mx; rare py in vns (1mm thick)/fracs
111																														
112			SST/CH																											
113			113.5	PY	FG	WGYL	0	PY	30			SI	PER	6																113.5 – 115.1 m: White - lt gy chert or silicif^d sed (?) w obsc^d textures (?), looks like massive, white chert, flooded by silica w 30-40% mg py diss^d over the unit
114			SST/CH																											
115			115.1		FMG	GYD	0	PY	10			SI	PER	6	QZ PY	3 2														115.1–122.7 m: Dk gy silicif md/slst (argill?) or chert?, gets veg locally over cm's scale, very hard to scratch, ~3-5% mic fracs & qtz vns w [illegible] slst (lt gy) envelopes (mm-cm thick) w random orient^n, locally defined bedding (see graphic log), can contain up to 10% fg diss py, also common py in hairline fracs, discrete, breaks, local sericite, chlorite on frac planes - rare qtz & chlor vns, few mm thick
116																														
117																														
118			SST/CH																											
119																														
120																														

PREDATOR GROUP

PROJECT: HARLAN
HOLE_ID: HAR11-006
LOGGED BY: Karin Fecova
DATE: Sept 17 2011



INTERVAL	ROCKCODE	MODIFYCODE	GRAIN_SIZE	COLOR	OXIDE_CODE	SULF1	SULF1_PCT_CODE	SULF2	SULF2_PCT_CODE	ALT-1	ALT-1_FORM	ALT-1_INT	ALT-1_VEIN_TYPE	ALT-1_VEIN_%	ALT-1_MIN1	ALT-1_MIN1_PCT_CODE	ALT-1_MIN2	ALT-1_MIN2_PCT_CODE	ALT-2	ALT-2_FORM	ALT-2_INT	ALT-2_VEIN_TYPE	ALT-2_VEIN_%	ALT-2_MIN1	ALT-2_MIN1_PCT_CODE	ALT-2_MIN2	ALT-2_MIN2_PCT_CODE	COMMENTS / DESCRIPTION
121	SST/CH																											
122	122.7		MCG	GYL	0	PY	5			SI	PER	6																122.7 - 126.5m : Gritty cherty sand w imbricated
123																												texture of py, 1-5mm long clasts, equigranular, well sorted, 5-10% py, fg, diss in mx, strongly silic'd unit
124	SST/CH					PY	60																					@ 124.7 - 125 m : Very fg wh-lt gy chert strongly pyrit'd (semi-mass py), vfg-cg, clusters
125																												@ 124.7 - 126.2 m : Subunit of pyr'd chert, gritty cherty sand & pyrit'd (20-30%) vcg cherty sand (126.26 - 126.5)
126	126.5		VCG COB	GYD	0	PY PY	20 5			SI	PER	6																- occas blebs of py over the whole unit
127	CONGL																											126.5 - 129.2m : Vcg to cobble (mod pebb/grav) congl, w local imbricat'n of clasts; ~5% py in mx & some clasts
128																												
129	129.2		VCG GRAV	GYL	0	PY	5			SI	PER	6																129.2 - 132.28m : Vcg, gritty cherty sand,
130			MCG			PY	20	DK GY MIN	10																			clast support'd, mx = spaces btw clasts = filled w py & unknown dk gy min (aspy?, stib?) non-magnet, assoc'd w py
131	SST/CH		FMG																									- also in clusters
132	132.28		FG	BGYL	0	PY	2			SI	PER	6	PY CL	2 3														132.28 - 139.6m : lt-med gyl bleach'd lat chert vfg-fg, locally bedded w 1-2 cm thick
133	CH					PY PY	80 2																					py vn beds @ 132.28 & 133.2 → massive-semi-mass py, vuggy, thick over 6cm; ~3% py in blebs, clusters; occas chlor
134																												vns (1-few mm thick) @ 30-40 TCA, likely defining bedding
135																												

PREDATOR
GROUP

PROJECT: HARLAN HOLE_ID: HAR 11-006 LOGGED BY: Karin Fecova DATE: Sept 17 2011



INTERVAL	STRUCTURE	LITHOLOGY	ROCKCODE	MODIFYCODE	GRAIN_SIZE	COLOR	OXIDE_CODE	SULF1	SULF1_PCT_CODE	SULF2	SULF2_PCT_CODE	ALT-1	ALT-1_FORM	ALT-1_INT	ALT-1_VEIN_TYPE	ALT-1_VEIN_%	ALT-1_MIN1	ALT-1_MIN1_PCT_CODE	ALT-1_MIN2	ALT-1_MIN2_PCT_CODE	ALT-2	ALT-2_FORM	ALT-2_INT	ALT-2_VEIN_TYPE	ALT-2_VEIN_%	ALT-2_MIN1	ALT-2_MIN1_PCT_CODE	ALT-2_MIN2	ALT-2_MIN2_PCT_CODE	COMMENTS / DESCRIPTION
			CH																											
			139.6 CONG		VCG COB	GYD	0	PY	2			SI	PER	6																139.6 - 144.7 m. vcg to cob cong/bx w occas py discrete fracs / 1-2 mm thick vns; slight imbrication of clasts + sub-ll development of wavy fracs ≈ chlor^{d} fracs along contacts of imbr^{d} clasts, rare qtz hair - 1mm thick vns w few mm bleach out envelopes
			144.7 CONG	PY	VCG COB	GYL	0	PY	20			SI	PER	6																144.7 - 146 m: Pyrite (30-20%) dy in mx among clasts in clast suppor^{d} vcg to cobble congl/bx, this congl. is also bleached out (lt gy - whitish)
			146 CONG		VCG COB	GYD	0	PY	5			SI	PER	6	QZ-PY CL-PY	2 2														146 - 155.8 m: as 139.6 - 144.7 m, but more py in mx (up to 5%), locally up to 10% diss py in mx; minor qtz, qtz-py ± chl - py hair - 1mm vns @ random orient^{n}

4:80 boxes Core

PREDATOR GROUP

PROJECT: Harlan HOLE_ID: ____ HR11- 006 LOGGED BY: Karin Ferova DATE: 18 Sept 2011



INTERVAL	ROCKCODE	MODIFYCODE	GRAIN_SIZE	COLOR	OXIDE_CODE	SULF1	SULF1_PCT CODE	SULF2	SULF2_PCT CODE	ALT-1	ALT-1_FORM	ALT-1_INT	ALT-1_VEIN_TYPE	ALT-1_VEIN_%	ALT-1_MIN1	ALT-1_MIN1_PCT CODE	ALT-1_MIN2	ALT-1_MIN2_PCT CODE	ALT-2	ALT-2_FORM	ALT-2_INT	ALT-2_VEIN_TYPE	ALT-2_VEIN_%	ALT-2_MIN1	ALT-2_MIN1_PCT CODE	ALT-2_MIN2	ALT-2_MIN2_PCT CODE	COMMENTS / DESCRIPTION
151						PY	10																					
152																												
153	CONG																											
154																												
155						PY	10																					
156	155.8		FMG	GYL	0	PY	5			SI	PER	6	PY	2														155.8 - 160.94 m: lt gy - slightly lt greenish silic'd silt/sndst (fg ~ 0.3mm grains), partially massive, weakly bedded (thinly) in lower port^{n}; some beds silic'd stronger (→ chert?); up to 10% diss py (f-mg), also in discrete fracs; random py blebs assoc'd w sil. showing the bedding (cm scale thcks)
157																												
158																												
159	SST/CH					PY	10																					
160																												
161	160.94																											160.94 - 167.13 m: vcg to cobble congl/bx w intensif^{n} silic^{n} from 162.? m: clasts still well defined → 164.5 m = clasts weakly defin'd → 164.9 - 167.13 m = clasts very weakly defin^{d} & very strongly overprint^{d} by silic^{n} - py content also incr. w silic^{n}, occurs qtz py gash vns
162			VCG GB	GY	0	PY	5			SI	PER	6	GYQZ	2														
163	CONG					PY	15																					
164																												
165						PY	10																					

PREDATOR GROUP

PROJECT: Harlan

HOLE_ID: HR11-006

LOGGED BY: Karin Fecova

DATE: Sept 12 2011

GRAPHIC | LITHOLOGY | MINERALIZATION | ALTERATION-1 | ALTERATION-2



INTERVAL	STRUCTURE	LITHOLOGY	ROCKCODE	MODIFYCODE	GRAIN_SIZE	COLOR	OXIDE_CODE	SULF1	SULF1_PCT_CODE	SULF2	SULF2_PCT_CODE	ALT-1	ALT-1_FORM	ALT-1_INT	ALT-1_VEIN_TYPE	ALT-1_VEIN_%	ALT-1_MIN1	ALT-1_MIN1_PCT_CODE	ALT-1_MIN2	ALT-1_MIN2_PCT_CODE	ALT-2	ALT-2_FORM	ALT-2_INT	ALT-2_VEIN_TYPE	ALT-2_VEIN_%	ALT-2_MIN1	ALT-2_MIN1_PCT_CODE	ALT-2_MIN2	ALT-2_MIN2_PCT_CODE	COMMENTS / DESCRIPTION
166			CONG					PY	10																					
167			167.13		FMG	GY	0	PY	3			SI	PER	6	QZ-PY QZ-PY-ANK	1 3														167.13-174.05m: as 155.8-160.94m - includes 2 sets of vns @ 45 deg TCA
168																														X bedding, dk gy qtz - ank - py vns, ~3mm thick. - py blebs & dis py-rich [illegible] [illegible] locally
169																														@ 170.5-171m, py-rich define bedding planes (mm-cm thick)
170			SST/CH					PY	20																					- this whole unit is intercalat w/ 10cm's thick (50 cm thick) [illegible] silt w/ "gravel-gritty [illegible] [illegible] subunits
171																														@ 170.7-171.36m: 3 sets vns → qtz-ank but dominant by qtz, @ 30-45 TCA, 5-10mm
172																														thick, pitted ([illegible] of pyrite); 10's cm scale spacing
173																														@ 173m: grey qtz sheet of vns, no vis min, ~8 vns, 1-4mm thick, ⊥ 50 TCA, offset
174			174.05		VCG COB	GYL	0	PY	2			SI	PER	6																LC is lt brown, vfg sst?, little bit strained??,
175																														slightly wavy, ~10cm thick band @ 30 TCA, abrupt w conglomerate 174.05-180: vcg to cob congl bx; clasts slightly imbricated
176								PY	20																					@175.7-176.7m: Pyrite (20%) py in mx of vcg to cob congl bx
177			CONG																											
178																														
179																														
180			180																											

PREDATOR GROUP

PROJECT: Harlan   HOLE_ID: HR11-006   LOGGED BY: Karin Felova   DATE: Sept 18 2011



INTERVAL	ROCKCODE	MODIFYCODE	GRAIN_SIZE	COLOR	OXIDE_CODE	SULF1	SULF1_PCT_CODE	SULF2	SULF2_PCT_CODE	ALT-1	ALT-1_FORM	ALT-1_INT	ALT-1_VEIN_TYPE	ALT-1_VEIN_%	ALT-1_MIN1	ALT-1_MIN1_PCT_CODE	ALT-1_MIN2	ALT-1_MIN2_PCT_CODE	ALT-2	ALT-2_FORM	ALT-2_INT	ALT-2_VEIN_TYPE	ALT-2_VEIN_%	ALT-2_MIN1	ALT-2_MIN1_PCT_CODE	ALT-2_MIN2	ALT-2_MIN2_PCT_CODE	COMMENTS / DESCRIPTION
180	180		FMG	GY	O	PY	3			SI	PER	6																180-182m: grey fmg mst/sand, str silifd, slightly bedded, pronounced by chlorite + py
181	SST/CH																											py blebs & streaks common
182	182		VCG COB	GY	O	PY	2	AS	1	SI	PER	6	GY QZ	3														182- m: Vcg to cob congl / bx w minor py in mx & occas qtz gy gash
183																												vns @ 90 TCA; py can locally be ~10%; clasts are weakly imbricated
184						PY	10																					
185																												
186																												@186.9m: ~0.5-1cm thick, mass aspy-py
187																												vn @ 40 TCA
188																												
189																												
190																												
191						PY	30																					@191.4-192.1m: Up to 30% fdiss py in
192																												mx and completely replacing clasts
193																												
194																												
195																												

PREDATOR GROUP

PROJECT: Harlan HOLE_ID: HR11-006 LOGGED BY: Karin Fecova DATE: Sept 18 2011



INTERVAL	STRUCTURE	LITHOLOGY	ROCKCODE	MODIFYCODE	GRAIN_SIZE	COLOR	OXIDE_CODE	SULF1	SULF1_PCT_CODE	SULF2	SULF2_PCT_CODE	ALT-1	ALT-1_FORM	ALT-1_INT	ALT-1_VEIN_TYPE	ALT-1_VEIN_%	ALT-1_MIN1	ALT-1_MIN1_PCT_CODE	ALT-1_MIN2	ALT-1_MIN2_PCT_CODE	ALT-2	ALT-2_FORM	ALT-2_INT	ALT-2_VEIN_TYPE	ALT-2_VEIN_%	ALT-2_MIN1	ALT-2_MIN1_PCT_CODE	ALT-2_MIN2	ALT-2_MIN2_PCT_CODE	COMMENTS / DESCRIPTION
			CONG																											
196			196.88					PY	30																					lt gy-lt blue-lt-brown 196.88 - 206m : Vfg - fg sh silic'd mudst
197					FG	BGYL GBRL	O	PY	2			SI	PER	6																(argill?)/siltst or chert (some locally show a typical concoidal fract'g of chert, but some look more
198																														like silif'd mudstone; unit looks massive, py can pick up locally (w depth) to 3%
199																														as diss, clusters, blebs, streaks; occas local dk gy qtz discrete vn (1-2mm) pick up)
200																														@ 200.2 m : 3 cm thick, qtz vn w minor py, ank & vugs, @ 40 TCA, slightly sericit'd margins, one margin (upper con) appears to be light blue
201			SST/CH																											(scorodite?) - also another qtz-scor 3mm thick vn @ 30 TCA
202																														
203								PY	30																					
204																														
205			206																											
206				FRA/SI	VCG-COB	GY	O	PY	3			SI	PER	6																206 - 211.5 m : intensly silicif'd vcg to cob congl, also intensly fract'd; almost polygonal pattern of clasts (fract'd), some look
207																														oxid'd, py diss in mx, but dominat in occas diss fracs
208			CONG																											- strongly pyrit'd zone 207.73 - 210.73 (up to 30% py)
209																														
210								PY	30																					

PROJECT: Harlan HOLE_ID: HR11-006 LOGGED BY: Karin Ferova DATE: Sept 18 2011

	GRAPHIC		LITHOLOGY					MINERALIZATION				ALTERATION-1									ALTERATION-2									
INTERVAL	STRUCTURE	LITHOLOGY	ROCKCODE	MODIFYCODE	GRAIN_SIZE	COLOR	OXIDE_CODE	SULF1	SULF1_PCT CODE	SULF2	SULF2_PCT CODE	ALT-1	ALT-1_FORM	ALT-1_INT	ALT-1_VEIN_TYPE	ALT-1_VEIN_%	ALT-1_MIN1	ALT-1_MIN1_PCT CODE	ALT-1_MIN2	ALT-1_MIN2_PCT CODE	ALT-2	ALT-2_FORM	ALT-2_INT	ALT-2_VEIN_TYPE	ALT-2_VEIN_%	ALT-2_MIN1	ALT-2_MIN1_PCT CODE	ALT-2_MIN2	ALT-2_MIN2_PCT CODE	COMMENTS / DESCRIPTION
								PY	30																					
211			211.5		VCG COB	GY	0	PY	2			SI	PER	6																211.5 - 214 m: Vcg to cob chert cogl / bx w minor py (2-3%) in mx / in clasts
212			CONG																											
213																														
214			214 CONG	PY	VCG COB	GY	0	PY	10			SI	PER	6																214-215 m. Pyrit'd vcg to cob chert cogl / bx (up to 10% py)
215			215		VCG COB	GY	0	PY	2			SI	PER	6																215 - 279.1 m: Vcg to cob chert cogl / bx w 2-3% py in mx, in clasts
216																														- py can pick up locally to 10%.
217	COMP																													
218																														
219			CONG																											
220																														
221								PY	30																					
222																														
223																														
224																														
225																														

PREDATOR GROUP

PROJECT: Harlan

HOLE_ID: HR11- 006

LOGGED BY: Karin Fešová

DATE: Sept 18 2011



	GRAPHIC		LITHOLOGY					MINERALIZATION				ALTERATION-1									ALTERATION-2									
INTERVAL	STRUCTURE	LITHOLOGY	ROCKCODE	MODIFYCODE	GRAIN_SIZE	COLOR	OXIDE_CODE	SULF1	SULF1_PCT CODE	SULF2	SULF2_PCT CODE	ALT-1	ALT-1_FORM	ALT-1_INT	ALT-1_VEIN_TYPE	ALT-1_VEIN_%	ALT-1_MIN1	ALT-1_MIN1_PCT CODE	ALT-1_MIN2	ALT-1_MIN2_PCT CODE	ALT-2	ALT-2_FORM	ALT-2_INT	ALT-2_VEIN_TYPE	ALT-2_VEIN_%	ALT-2_MIN1	ALT-2_MIN1_PCT CODE	ALT-2_MIN2	ALT-2_MIN2_PCT CODE	COMMENTS / DESCRIPTION
226																														
227																														
228																														
229								PY	10																					
230	40° ≠ PY 90° ≠ PY																													
231																														
232			CONG																											
233	cont																													
234																														
235																														
236																														
237																														
238																														
239																														
240																														

PREDATOR GROUP

PROJECT: Harlan

HOLE_ID: HR11- 006

LOGGED BY: Karin Terova

DATE: Sept 18 2011

INTERVAL	STRUCTURE	LITHOLOGY	ROCKCODE	MODIFYCODE	GRAIN_SIZE	COLOR	OXIDE_CODE	SULF1	SULF1_PCT CODE	SULF2	SULF2_PCT CODE	ALT-1	ALT-1_FORM	ALT-1_INT	ALT-1_VEIN_TYPE	ALT-1_VEIN_%	ALT-1_MIN1	ALT-1_MIN1_PCT CODE	ALT-1_MIN2	ALT-1_MIN2_PCT CODE	ALT-2	ALT-2_FORM	ALT-2_INT	ALT-2_VEIN_TYPE	ALT-2_VEIN_%	ALT-2_MIN1	ALT-2_MIN1_PCT CODE	ALT-2_MIN2	ALT-2_MIN2_PCT CODE	COMMENTS / DESCRIPTION
241																														
242	45 qtz-ank																													
243																														
244																														
245																														
246			CONG																											
247	COMP							PY	5																					
248																														
249												SER ANK	LOC-PAT PER	4 5																@249.6-254.8 m : Lt yellow coating on the core - inside (on fracs - fresh grey);
250	30° pd													/ /																not sure why it is slightly yellow on the surface - ankerite ? - limonite ? - or drillers (probably not)
251																														more pervasive dist pervasive ank alt
252	45 qt-py																													+ local, un restrictg sericite alt?
253	-45 qtz-[illegible]																													
254	pd pd													✓																
255																														

PREDATOR GROUP

PROJECT: Harlan HOLE_ID: HR11-006 LOGGED BY: Karin Fecova DATE: Sept 18 2011

INTERVAL	STRUCTURE	LITHOLOGY	ROCKCODE	MODIFYCODE	GRAIN_SIZE	COLOR	OXIDE_CODE	SULF1	SULF1_PCT CODE	SULF2	SULF2_PCT CODE	ALT-1	ALT-1_FORM	ALT-1_INT	ALT-1_VEIN_TYPE	ALT-1_VEIN_%	ALT-1_MIN1	ALT-1_MIN1_PCT CODE	ALT-1_MIN2	ALT-1_MIN2_PCT CODE	ALT-2	ALT-2_FORM	ALT-2_INT	ALT-2_VEIN_TYPE	ALT-2_VEIN_%	ALT-2_MIN1	ALT-2_MIN1_PCT CODE	ALT-2_MIN2	ALT-2_MIN2_PCT CODE	COMMENTS / DESCRIPTION
																														
256																														
257																														
258																														
259	COMP											ANK	PER	4																@259.5-260m: ~5-10% ank in mx between clsts
260																														
261	40 # ank											ANK	PER	5																@261.5-265m: Bleached out subunit → whitish → progresses into lt yellow coating (more pervasive, clst pervasive ank altn)
262			CONG																											
263																														
264																														
265																														
266	BR/SEMI-COMP																													
267																														
268																														
269								PY	20						ANK	2														
270																														

PREDATOR GROUP

PROJECT: Harlan

HOLE_ID: HR11- 006

LOGGED BY: Karin Fecova

DATE: Sept 18 2011

	GRAPHIC		LITHOLOGY					MINERALIZATION				ALTERATION-1									ALTERATION-2									
INTERVAL	STRUCTURE	LITHOLOGY	ROCKCODE	MODIFYCODE	GRAIN_SIZE	COLOR	OXIDE_CODE	SULF1	SULF1_PCT_CODE	SULF2	SULF2_PCT_CODE	ALT-1	ALT-1_FORM	ALT-1_INT	ALT-1_VEIN_TYPE	ALT-1_VEIN_%	ALT-1_MIN1	ALT-1_MIN1_PCT_CODE	ALT-1_MIN2	ALT-1_MIN2_PCT_CODE	ALT-2	ALT-2_FORM	ALT-2_INT	ALT-2_VEIN_TYPE	ALT-2_VEIN_%	ALT-2_MIN1	ALT-2_MIN1_PCT_CODE	ALT-2_MIN2	ALT-2_MIN2_PCT_CODE	COMMENTS / DESCRIPTION
																					270 White Cly on frcs									
271																														
272																														
273			CONG																											
274																														
275																														
276	BR / SEMI - CORP																													
277																														
278																														279.1 – 284 m: Intercal g - from top to bottom: ~1m of vcg - gritty chert sst → ~1m of fg chert → ~1m of vcg - gritty chert sst → becomes + gravel clasts → gritty w
279			279.1		FMG	BGYL GYL GYD	0	PY	3			SI	PER	6							ANK	PAT	4							→ vcg to cob chert congl (next unit); contacts gradational 279.5 - 279.6 m: ≈ qtz blebs, ~ 4 cm thick w chl, py (minor), [illegible]
280																														→ up to 3% py diss in mx, clasts & occas discrete fracs
281			SST/CH																											→ slight ank alter - pervasive giving lt orangish appearance
282																														to some sections of the interval
283	30° to CA		284																											284 – 288.65m: Vcg to cob chert congl / bx
284			CONG		VCG COB	GY	0	PY	3			SI	PER	6																w minor py in mx & clasts & discrete fracs, incl a short vcg sst subunit
285																														

PREDATOR GROUP

PROJECT: Harlan HOLE_ID: HR11- 006 LOGGED BY: Karin Ferovas DATE: Sept 18 2011



INTERVAL	ROCKCODE	MODIFYCODE	GRAIN_SIZE	COLOR	OXIDE_CODE	SULF1	SULF1_PCT_CODE	SULF2	SULF2_PCT_CODE	ALT-1	ALT-1_FORM	ALT-1_INT	ALT-1_VEIN_TYPE	ALT-1_VEIN_%	ALT-1_MIN1	ALT-1_MIN1_PCT_CODE	ALT-1_MIN2	ALT-1_MIN2_PCT_CODE	ALT-2	ALT-2_FORM	ALT-2_INT	ALT-2_VEIN_TYPE	ALT-2_VEIN_%	ALT-2_MIN1	ALT-2_MIN1_PCT_CODE	ALT-2_MIN2	ALT-2_MIN2_PCT_CODE	COMMENTS / DESCRIPTION
286	CONG																											
287																												
288	288.65	PY	VCG COB	GYL	0	PY	20			SI	PER	6	PY Q2-PY	2 2														288.65-292m. Pyritc vcg to cob cherty congl/bx w up to 25% py diss in mx, clasts, discrete fracs & occas py + qtz-py, thin thick vns
289							✓																					
290	CONG					PY PY PY	3 20 3																					
291	292					PY	20																					
292			VCG COB	GY	0	PY	3			SI	PER	6	GYQ2 PY	2 2														292-324 m: Vcg to cob cherty congl / bx w up to 3% diss py in mx, clasts, along contacts of clasts w other clasts or mx, py as discrete fracs & occas py vns (1-4mm thick) @ random orientn
293																												
294																												
295	CONG						✓																					
296						RG PY	1 30																					@296.3-296.4m: 1mm thick real vn w 'stains' of realgar in the vicinity of the vn, clasts are mod-pervasively impregnat by realgar,
297						PY	3																					- realgar (RG) vn @ 80 TCA
298																												
299							✓																					
300																												

PREDATOR GROUP

PROJECT: Harlan

HOLE_ID: HR11- 006

LOGGED BY: Karin Ferova

DATE: Sept 18 2011

GRAPHIC		LITHOLOGY					MINERALIZATION				ALTERATION-1									ALTERATION-2									
INTERVAL	STRUCTURE	LITHOLOGY	ROCKCODE	MODIFYCODE	GRAIN_SIZE	COLOR	OXIDE_CODE	SULF1	SULF1_PCT CODE	SULF2	SULF2_PCT CODE	ALT-1	ALT-1_FORM	ALT-1_INT	ALT-1_VEIN_TYPE	ALT-1_VEIN_%	ALT-1_MIN1	ALT-1_MIN1_PCT CODE	ALT-1_MIN2	ALT-1_MIN2_PCT CODE	ALT-2	ALT-2_FORM	ALT-2_INT	ALT-2_VEIN_TYPE	ALT-2_VEIN_%	ALT-2_MIN1	ALT-2_MIN1_PCT CODE	ALT-2_MIN2	ALT-2_MIN2_PCT CODE

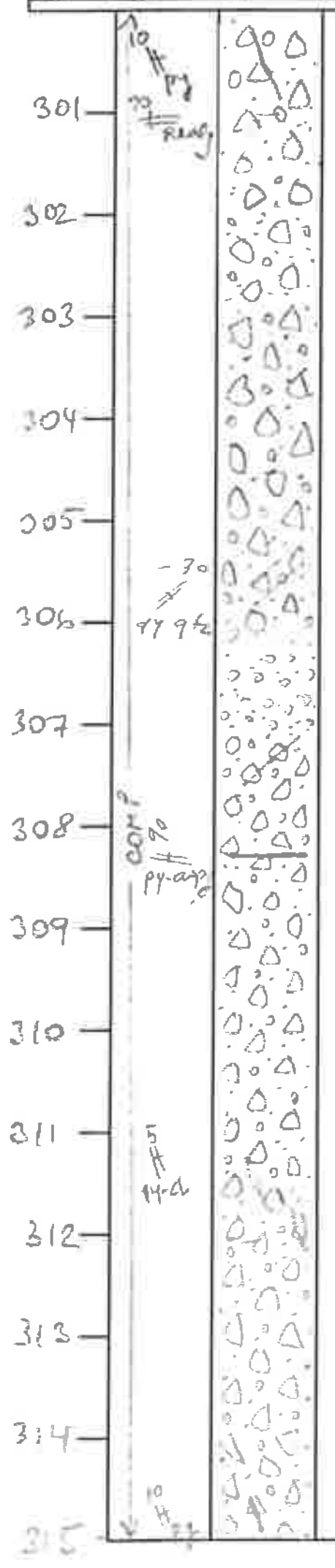
301
302
303
304
305
306
307
308
309
310
311
312
313
314
315
10 py
33 RAng
~30
44 94
80m ?
90
py-asp
5
14-a
10
4
33

COMMENTS / DESCRIPTION

@ 300.3 - 300.6 m : Hairline (almost discrete) ~90 TCA realgar vnlets (very dist orange)

PROJECT: Harlan

HOLE_ID: HR11-006

LOGGED BY: Karin Fešová

DATE: Sept 19

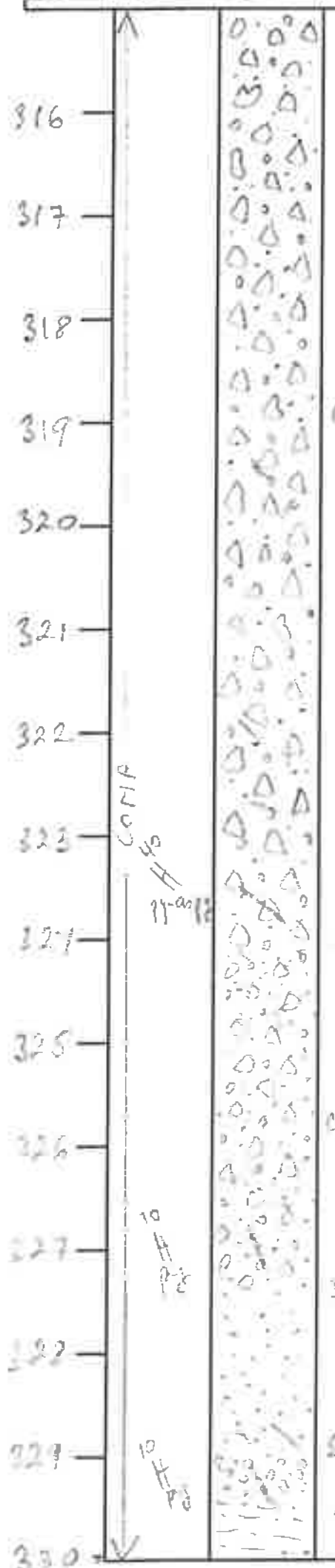

INTERVAL	ROCKCODE	MODIFYCODE	GRAIN_SIZE	COLOR	OXIDE_CODE	SULF1	SULF1_PCT_CODE	SULF2	SULF2_PCT_CODE	ALT-1	ALT-1_FORM	ALT-1_INT	ALT-1_VEIN_TYPE	ALT-1_VEIN_%	ALT-1_MIN1	ALT-1_MIN1_PCT_CODE	ALT-1_MIN2	ALT-1_MIN2_PCT_CODE	ALT-2	ALT-2_FORM	ALT-2_INT	ALT-2_VEIN_TYPE	ALT-2_VEIN_%	ALT-2_MIN1	ALT-2_MIN1_PCT_CODE	ALT-2_MIN2	ALT-2_MIN2_PCT_CODE	COMMENTS / DESCRIPTION
316																												@316.2-317.9m: Silicif^n more intense, oblitrat^g orig textures of vcg to cob chert congl/bx, forming "semi-polygonal" mosaic
317																												
318																												
319	CONG					PY	10	AS																				
320																												
321																												
322																												
323																												@323.6m: 2-3mm py-arpy vn @ 40 TCA
324	324 CONG	FPA/BX	FG PEB	GYL	0	PY	3			SI	PER	6	GYQZ ANK	15 5								PY	2					324-327.4m: Lt gy-whitish heavily fract^d + bx^d chert/chert congl/bx w STW of grey qtz discrete vns (hair-2mm thick), and STW picks up @ 326.5-327m (hair-1mm thick)
325																												
326																												
327	327.4		FG	GROL GYD	0	PY	5			SI	PER	6	PYCL gy QZ	5 5														327.4-332m: Intercal^d chert-silicif^d sandst (argill?) - silicif^d sltst w multiple locali^d vn^d (sticky qtz) - seminas py-a assoc^d w chl; py in dissem^d form, in [illegible] (py to 30%) sltst/congl dk gy
328						PY PY PY	30 5 20																					
329	SST/CH					PY	5																					@329.7-330m: vcg to pebb congl sediment (gy)
330																												

PREDATOR GROUP

PROJECT: Harlan

HOLE_ID: HR11-006

LOGGED BY: Karin Ferova

DATE: Sept 19 2011

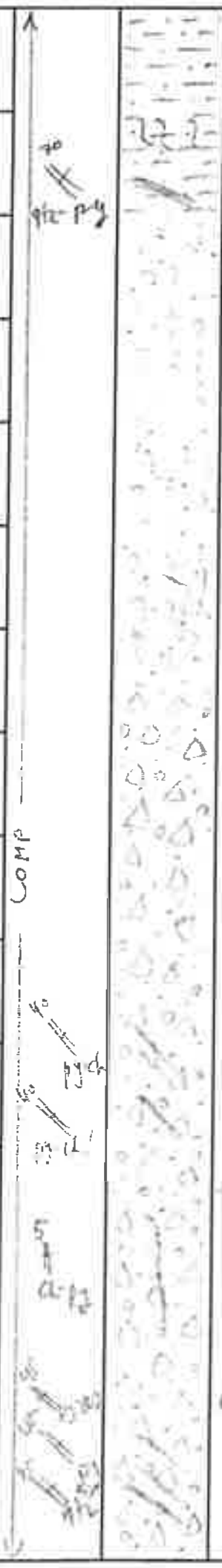

INTERVAL	STRUCTURE	LITHOLOGY	ROCKCODE	MODIFYCODE	GRAIN_SIZE	COLOR	OXIDE_CODE	SULF1	SULF1_PCT_CODE	SULF2	SULF2_PCT_CODE	ALT-1	ALT-1_FORM	ALT-1_INT	ALT-1_VEIN_TYPE	ALT-1_VEIN_%	ALT-1_MIN1	ALT-1_MIN1_PCT_CODE	ALT-1_MIN2	ALT-1_MIN2_PCT_CODE	ALT-2	ALT-2_FORM	ALT-2_INT	ALT-2_VEIN_TYPE	ALT-2_VEIN_%	ALT-2_MIN1	ALT-2_MIN1_PCT_CODE	ALT-2_MIN2	ALT-2_MIN2_PCT_CODE	COMMENTS / DESCRIPTION
			SST/CH																											@ 329.2 - 329.7m: silica flood/vn bx of chert (40% qtz - chert) + chl + py patchy to 10%
331			332					PY	10																					@ 331.9 m: 1cm thick qtz-py-chl vn, @70 TCA w engs to main py
332				BX/VN	FG	GRG	0	PY	30	AS		SI	PER	6	PY CL-PY	3 3								CL gyqz QZ	10 5 40-50					332 - 336.4m: 332 - 336.4m: Intens silif^{n} (silica flood)
333			CH/IN																											qtz vn (50-60%) bx of chert (lt br - lt gy) w silica completely oblit^{ing} all orig text
334																														- qtz flood assoc^{d} w pyrt^{zn} (py in vns, diss, streaks, aggs..) up to 30% & chlorite w py (wispy, streaks)
335																														- common are also py qtz gash vns x cutting chert (in lower portion @ 336.1-
336			336.4	BX	VCG COB	GY	0	PY	20			SI	PER	6	PY-CL	5					ANK	PAT	4							336.4m)
337																														336.4 - 341.4m: Strongly fract^{d}, bx^{d} & pyrit^{d} chert congl/bx, common py-chl stringers
338			CONG																											w py in the center & chlor^{tic} margs (hair - 4mm)
339																														- slight to mod yellow coating on the surface of core - ankr altn @ 338.2 - 338.3m
340																														
341			341.4		VCG COB	YGYL GYL	0	PY	3	AS	1	SI	PER	6	PY-CL QZ	1 1														341.4 - 345.2m: Vcg to cobb chert congl/bx, both gy & "stained" by ankerite @ 344.4 - 347m
342																														- up to 3% diss py & common py fracs & vns (hair - 3mm thick), rare py-aspy vns
343			CONG																											@ 344.5 m - chlorite commonly present w py
344																														
345																														

PREDATOR
GROUP

PROJECT: Harlan

HOLE_ID: HR11- 006

LOGGED BY: Karin Fecova

DATE: Sept 19 2011



INTERVAL	STRUCTURE	LITHOLOGY	ROCKCODE	MODIFYCODE	GRAIN_SIZE	COLOR	OXIDE_CODE	SULF1	SULF1_PCT_CODE	SULF2	SULF2_PCT_CODE	ALT-1	ALT-1_FORM	ALT-1_INT	ALT-1_VEIN_TYPE	ALT-1_VEIN_%	ALT-1_MIN1	ALT-1_MIN1_PCT CODE	ALT-1_MIN2	ALT-1_MIN2_PCT CODE	ALT-2	ALT-2_FORM	ALT-2_INT	ALT-2_VEIN_TYPE	ALT-2_VEIN_%	ALT-2_MIN1	ALT-2_MIN1_PCT CODE	ALT-2_MIN2	ALT-2_MIN2_PCT CODE	COMMENTS / DESCRIPTION
			CONG																											
347.47			CONG	PY	VCG COB	YGYL GY	0	PY	20	AS	1	SI	PER	6	PY PY-AS	2 1					ANK	PAT	4	PY-CL ANK-QZ QZ	1 1 1					347.47-355.5m: Pyrite (up to 30% py) in mx, clasts, discrete fines, + veins (py; py-aspy @354.6m; py-cal); the least pyrite alteration is vcg-gritty cherty sst/congl (~5% py) - ankerite "staining" wk to mod @ 347.7-348.7m @ 350.6-355.06m
355.5			CONG		VCG COB	YGYL	0	PY	2			SI	PER	6	PY QZ-ANK	1					ANK	PAT	3							355.5-359.32m Vcg to cobb congl bx w [illegible] of weakly stained [illegible] ank @ 356.62-359.32m
359.32			CONG	PY	VCG COB	YGYL	0	PY	20			SI	PER	6	QZ-ANK QZ-PY	1 2					ANK	PAT	4	PY	2					359.32-368.9m Pyrite vcg to cob clast congl/bx w/ wk to mod Ank staining @ 359.32-369.6m

PROJECT: Harlan

HOLE_ID: ____ HR11-006

LOGGED BY: Karin Fecova

DATE: Sept 19 2011



GRAPHIC
STRUCTURE
LITHOLOGY
qz-py
40
qz-py
20
qz-py
40
py
CONTP
qz-ank
py-cl
60
py
50
10
py
py
20
py

INTERVAL	ROCKCODE	MODIFYCODE	GRAIN_SIZE	COLOR	OXIDE_CODE	SULF1	SULF1_PCT_CODE	SULF2	SULF2_PCT_CODE	ALT-1	ALT-1_FORM	ALT-1_INT	ALT-1_VEIN_TYPE	ALT-1_VEIN_%	ALT-1_MIN1	ALT-1_MIN1_PCT CODE	ALT-1_MIN2	ALT-1_MIN2_PCT CODE	ALT-2	ALT-2_FORM	ALT-2_INT	ALT-2_VEIN_TYPE	ALT-2_VEIN_%	ALT-2_MIN1	ALT-2_MIN1_PCT CODE	ALT-2_MIN2	ALT-2_MIN2_PCT CODE	COMMENTS / DESCRIPTION
																												-py in diss & in mx, w sericite ; -py, py-chl, py-qtz vns are occas, at random
361																												orient., hair to 5mm thick -ank in mx picks up locally
362																												
363																												
364	CONG																											
365																												
366																												
367																												
368	368.9																											
369			VCG COB	GY	0	PY	3			SI	PER	6	PY PY-QZ	2 3														368.9–376.5 m: Vcg to cobb congl / bx w ~3% of diss py in mx / some clasts ;
370																												- py also in diss fracs, occas py vns & py-qtz vns (hair- 4mm max) @ random orient.
371						PY	10																					- py can pick up locally to 10% over a few cm interval
372																												
373																												
374																												
375																												

PREDATOR GROUP

PROJECT: Harlan HOLE_ID: HR11- 006 LOGGED BY: Karin Ferova DATE: Sept 19 2011

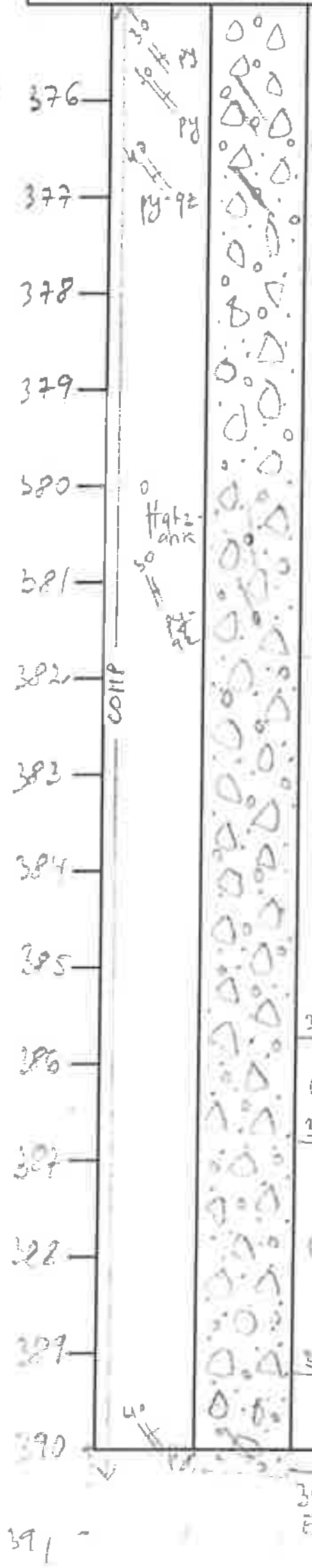

INTERVAL	STRUCTURE	LITHOLOGY	ROCKCODE	MODIFYCODE	GRAIN_SIZE	COLOR	OXIDE_CODE	SULF1	SULF1_PCT_CODE	SULF2	SULF2_PCT_CODE	ALT-1	ALT-1_FORM	ALT-1_INT	ALT-1_VEIN_TYPE	ALT-1_VEIN_%	ALT-1_MIN1	ALT-1_MIN1_PCT_CODE	ALT-1_MIN2	ALT-1_MIN2_PCT_CODE	ALT-2	ALT-2_FORM	ALT-2_INT	ALT-2_VEIN_TYPE	ALT-2_VEIN_%	ALT-2_MIN1	ALT-2_MIN1_PCT_CODE	ALT-2_MIN2	ALT-2_MIN2_PCT_CODE	COMMENTS / DESCRIPTION
			CONG																											
			376.5 CONG	PY	VCG COB	GY	0	PY	10			SI	PER	6	QZ-ANK PY-QZ	1 2														376.5-381.8m: Pyrit^{d} vcg to cob chert congl/bx - py in mx / some clasts - py w qtz in qtz vns (occas, hair - few mm thick), random orient^{n} - rare qtz-ank, frag, 2-3mm thick vn
			381.8 CONG		VCG COB	GY	0	PY	3			SI	PER	6																381.8-385.8m: Vcg to cob chert congl/bx this interval is intensely silicif^{d} → silica oblit^{s} original text → forming "semi-polygonal mosaic"
			385.8 CONG	PY	VCG COB	GY	0	PY	10			SI	PER	6																385.8-386.8m: Pyrit^{d} vcg to cob chert congl/bx; py diss in mx/clasts
			386.8 CONG		VCG COB	GY	0	PY	3			SI	PER	6	GREY QZ	2														386.8-389.14m: Vcg to cob chert congl/bx; occas py blebs/replaced clasts; grey qtz gash vns [illegible] @ end of interval
			389.14 CONG	PY	VCG COB	GY	0	PY	10			SI	PER	6	PY	1														389.14-390.14m: Pyrit^{d} vcg to cob chert congl/bx - py in mx/some clasts - rare [illegible] vn, [illegible] thick, @ 40 TCA
			390.14 EOH																											390.14m. End of hole (E.O.H.)

ALS Canada Ltd.

2103 Dollarton Hwy
North Vancouver BC V7H 0A7
Phone: 604 984 0221 Fax: 604 984 0218 www.alsglobal.com

To: GOLDEN PREDATOR CANADA CORP.
C/O PREDATOR MINING GROUP
888 DUNSMUIR STREET, 11TH FLOOR
VANCOUVER BC V6C 3K4

CERTIFICATE WH11250641

Project: Harlan
P.O. No.: 381GP41.1
This report is for 8 Other samples submitted to our lab in Whitehorse, YT, Canada on 9- DEC- 2011.

The following have access to data associated with this certificate:

MIKE BURKE	ANDREW CALDWELL	JEFF CARY
JACK COTE	MIKE MASLOWSKI	BRUCE OTTO

SAMPLE PREPARATION

ALS CODE	DESCRIPTION
WEI- 21	Received Sample Weight
SCR- 21	Screen to - 100 um
WEI- 25	Wt. of Crushed Reject
SPL- 21	Split sample - riffle splitter
PUL- 35a	Pulv 1 kg split to 95%<106 um
PUL- QC	Pulverizing QC Test
FND- 03	Find Reject for Addn Analysis

ANALYTICAL PROCEDURES

ALS CODE	DESCRIPTION	INSTRUMENT
Au- SCR21	Au Screen Fire Assay - 100 um	WST- SIM
Au- AA25	Ore Grade Au 30g FA AA finish	AAS
Au- AA25D	Ore Grade Au 30g FA AA Dup	AAS

To: GOLDEN PREDATOR CANADA CORP.
ATTN: JEFF CARY
C/O PREDATOR MINING GROUP
888 DUNSMUIR STREET, 11TH FLOOR
VANCOUVER BC V6C 3K4

This is the Final Report and supersedes any preliminary report with this certificate number. Results apply to samples as submitted. All pages of this report have been checked and approved for release.

Signature:
Colin Ramshaw, Vancouver Laboratory Manager

ALS Canada Ltd.

2103 Dollarton Hwy
North Vancouver BC V7H 0A7
Phone: 604 984 0221 Fax: 604 984 0218 www.alsglobal.com

To: GOLDEN PREDATOR CANADA CORP.
C/O PREDATOR MINING GROUP
888 DUNSMUIR STREET, 11TH FLOOR
VANCOUVER BC V6C 3K4

Project: Harlan

CERTIFICATE OF ANALYSIS WH11250641

Sample Description	Method Analyte Units LOR	WEI- 21 Recvd Wt. kg 0.02	Au- SCR21 Au Total ppm 0.05	Au- SCR21 Au (+) F ppm 0.05	Au- SCR21 Au (-) F ppm 0.05	Au- SCR21 Au (+) m mg 0.001	Au- SCR21 WT. + Fr g 0.01	Au- SCR21 WT. - Fr g 0.1	Au- AA25 Au ppm 0.01	Au- AA25D Au ppm 0.01	WEI- 25 Reject W kg 0.001
K962317		3.80	15.55	9.53	15.60	0.092	9.66	987.5	15.90	15.30	3.49
K962318		5.51	1.41	1.25	1.42	0.010	7.98	925.5	1.40	1.43	5.19
K963306		7.26	0.39	<0.05	0.39	<0.001	3.48	898.4	0.36	0.42	6.92
K963308		4.29	2.00	1.68	2.00	0.018	10.71	937.7	2.00	2.00	3.94
K963375		5.58	1.16	0.87	1.17	0.015	17.22	958.2	1.18	1.16	5.22
K963377		3.35	0.79	0.63	0.80	0.019	30.35	913.4	0.80	0.80	3.03
K964207		6.27	0.62	0.82	0.62	0.006	7.35	892.3	0.62	0.61	5.90
K964224		3.96	2.17	1.61	2.18	0.024	14.90	946.5	2.17	2.19	3.67

ALS Minerals

ALS Canada Ltd.
2103 Dollarton Hwy
North Vancouver BC V7H 0A7
Phone: 604 984 0221 Fax: 604 984 0218 www.alsglobal.com

To: GOLDEN PREDATOR CANADA CORP.
C/O PREDATOR MINING GROUP
888 DUNSMUIR STREET, 11TH FLOOR
VANCOUVER BC V6C 3K4

Page: 1
Finalized Date: 20- NOV- 2011
This copy reported on
9- MAR- 2012
Account: GOPRED

CERTIFICATE WH11204324

Project: Harlan
P.O. No.: HAR- 2011- JC- 1907
This report is for 8 Drill Core samples submitted to our lab in Whitehorse, YT, Canada on 22- SEP- 2011.

The following have access to data associated with this certificate:

MIKE BURKE JACK COTE	ANDREW CALDWELL MIKE MASLOWSKI	JEFF CARY BRUCE OTTO

SAMPLE PREPARATION

ALS CODE	DESCRIPTION
WEI- 21	Received Sample Weight
LOG- 21	Sample logging - ClientBarCode
CRU- QC	Crushing QC Test
PUL- QC	Pulverizing QC Test
CRU- 31	Fine crushing - 70% <2mm
SPL- 21	Split sample - riffle splitter
PUL- 31	Pulverize split to 85% <75 um

ANALYTICAL PROCEDURES

ALS CODE	DESCRIPTION	INSTRUMENT
Au- AA23	Au 30g FA- AA finish	AAS
ME- ICP41	35 Element Aqua Regia ICP- AES	ICP- AES

To: GOLDEN PREDATOR CANADA CORP.
ATTN: JEFF CARY
C/O PREDATOR MINING GROUP
888 DUNSMUIR STREET, 11TH FLOOR
VANCOUVER BC V6C 3K4

This is the Final Report and supersedes any preliminary report with this certificate number. Results apply to samples as submitted. All pages of this report have been checked and approved for release.

Signature:
Colin Ramshaw, Vancouver Laboratory Manager

To: GOLDEN PREDATOR CANADA CORP.
C/O PREDATOR MINING GROUP
888 DUNSMUIR STREET, 11TH FLOOR
VANCOUVER BC V6C 3K4

Project: Harlan

CERTIFICATE OF ANALYSIS WH11204324

Sample Description	Method Analyte Units LOR	WEI- 21 Recvd Wt. kg 0.02	Au- AA23 Au ppm 0.005	ME- ICP41 Ag ppm 0.2	ME- ICP41 Al % 0.01	ME- ICP41 As ppm 2	ME- ICP41 B ppm 10	ME- ICP41 Ba ppm 10	ME- ICP41 Be ppm 0.5	ME- ICP41 Bi ppm 2	ME- ICP41 Ca % 0.01	ME- ICP41 Cd ppm 0.5	ME- ICP41 Co ppm 1	ME- ICP41 Cr ppm 1	ME- ICP41 Cu ppm 1	ME- ICP41 Fe % 0.01
K961508		6.58	0.080	1.5	0.25	3190	<10	40	<0.5	<2	0.77	<0.5	16	17	212	5.60
K961509		3.10	0.016	1.2	0.23	518	<10	110	<0.5	<2	0.75	3.0	3	16	88	2.19
K961510		7.95	0.070	2.1	0.25	495	<10	50	<0.5	4	0.84	0.9	4	15	162	4.39
K961526		7.21	0.073	1.0	0.38	7190	<10	40	<0.5	3	0.96	<0.5	6	21	249	6.68
K961527		7.72	0.006	0.3	0.27	84	<10	170	<0.5	<2	0.68	<0.5	3	21	51	1.62
K961528		7.27	0.012	0.5	0.27	245	10	150	<0.5	<2	0.86	<0.5	3	19	71	2.20
K961529		7.06	0.026	0.6	0.30	376	<10	90	<0.5	2	0.83	<0.5	5	22	103	3.04
K961530		6.72	0.020	0.6	0.36	174	<10	130	<0.5	3	0.67	<0.5	4	30	92	2.80

Project: Harlan

CERTIFICATE OF ANALYSIS WH11204324

Sample Description	Method Analyte Units LOR	ME- ICP41 Ga ppm 10	ME- ICP41 Hg ppm 1	ME- ICP41 K % 0.01	ME- ICP41 La ppm 10	ME- ICP41 Mg % 0.01	ME- ICP41 Mn ppm 5	ME- ICP41 Mo ppm 1	ME- ICP41 Na % 0.01	ME- ICP41 Ni ppm 1	ME- ICP41 P ppm 10	ME- ICP41 Pb ppm 2	ME- ICP41 S % 0.01	ME- ICP41 Sb ppm 2	ME- ICP41 Sc ppm 1	ME- ICP41 Sr ppm 1
K961508		<10	2	0.14	<10	1.23	181	<1	0.01	31	500	17	5.59	17	3	58
K961509		<10	1	0.12	<10	0.47	157	<1	<0.01	21	210	17	2.04	13	1	56
K961510		<10	2	0.13	<10	0.90	229	<1	0.01	30	460	29	4.45	25	2	64
K961526		<10	<1	0.19	<10	1.26	154	<1	0.01	30	740	9	6.07	7	3	74
K961527		<10	<1	0.14	<10	0.32	104	1	<0.01	35	480	5	1.09	3	1	42
K961528		<10	<1	0.14	<10	0.43	121	3	0.01	31	440	6	2.01	4	2	80
K961529		<10	<1	0.14	<10	0.68	114	3	0.01	29	610	5	2.69	3	2	75
K961530		<10	<1	0.12	<10	0.55	108	4	0.01	33	400	4	2.14	2	2	56

ALS Canada Ltd.
2103 Dollarton Hwy
North Vancouver BC V7H 0A7
Phone: 604 984 0221 Fax: 604 984 0218 www.alsglobal.com

To: GOLDEN PREDATOR CANADA CORP.
C/O PREDATOR MINING GROUP
888 DUNSMUIR STREET, 11TH FLOOR
VANCOUVER BC V6C 3K4

Finalized Date: 20- NOV- 2011
Account: GOPRED

Project: Harlan

CERTIFICATE OF ANALYSIS WH11204324

Method	ME- ICP41	ME- ICP41	ME- ICP41	ME- ICP41	ME- ICP41	ME- ICP41	ME- ICP41
Analyte	Th	Ti	Tl	U	V	W	Zn
Units	ppm	%	ppm	ppm	ppm	ppm	ppm
Sample Description / LOR	20	0.01	10	10	1	10	2
K961508	<20	<0.01	<10	<10	20	<10	27
K961509	<20	<0.01	<10	<10	11	<10	236
K961510	<20	<0.01	<10	<10	17	<10	80
K961526	<20	<0.01	<10	<10	25	<10	28
K961527	<20	<0.01	<10	<10	16	<10	20
K961528	<20	<0.01	<10	<10	14	<10	22
K961529	<20	<0.01	<10	<10	18	<10	25
K961530	<20	<0.01	<10	<10	23	<10	19

ALS Minerals

ALS Canada Ltd.

2103 Dollarton Hwy
North Vancouver BC V7H 0A7
Phone: 604 984 0221 Fax: 604 984 0218 www.alsglobal.com

To: GOLDEN PREDATOR CANADA CORP.
C/O PREDATOR MINING GROUP
888 DUNSMUIR STREET, 11TH FLOOR
VANCOUVER BC V6C 3K4

Finalized Date: 7- OCT- 2011
This copy reported on
9- MAR- 2012
Account: GOPRED

CERTIFICATE WH11190782

Project: Harlan
P.O. No.: HAR- 2011- JC- 1800
This report is for 26 Drill Core samples submitted to our lab in Whitehorse, YT, Canada on 20- SEP- 2011.

The following have access to data associated with this certificate:

MIKE BURKE
JACK COTE
MICHAEL MCGINNIS
BILL SHERIFF

ANDREW CALDWELL
GILLES DESSUREAU
ERIN O BRIEN

JEFF CARY
MIKE MASLOWSKI
BRUCE OTTO

SAMPLE PREPARATION

ALS CODE	DESCRIPTION
FND- 02	Find Sample for Addn Analysis

ANALYTICAL PROCEDURES

ALS CODE	DESCRIPTION	INSTRUMENT
ME- ICP41	35 Element Aqua Regia ICP- AES	ICP- AES

To: GOLDEN PREDATOR CANADA CORP.
ATTN: JEFF CARY
C/O PREDATOR MINING GROUP
888 DUNSMUIR STREET, 11TH FLOOR
VANCOUVER BC V6C 3K4

This is the Final Report and supersedes any preliminary report with this certificate number. Results apply to samples as submitted. All pages of this report have been checked and approved for release.

Signature:
Colin Ramshaw, Vancouver Laboratory Manager

Project: Harlan

CERTIFICATE OF ANALYSIS WH11190782

Sample Description	Method Analyte Units LOR	ME- ICP41 Ag ppm 0.2	ME- ICP41 Al % 0.01	ME- ICP41 As ppm 2	ME- ICP41 B ppm 10	ME- ICP41 Ba ppm 10	ME- ICP41 Be ppm 0.5	ME- ICP41 Bi ppm 2	ME- ICP41 Ca % 0.01	ME- ICP41 Cd ppm 0.5	ME- ICP41 Co ppm 1	ME- ICP41 Cr ppm 1	ME- ICP41 Cu ppm 1	ME- ICP41 Fe % 0.01	ME- ICP41 Ga ppm 10	ME- ICP41 Hg ppm 1
K949001		1.5	0.19	134	<10	400	<0.5	<2	0.01	<0.5	2	18	17	0.59	<10	2
K949002		4.9	0.15	273	<10	200	<0.5	3	0.01	<0.5	1	17	8	0.59	<10	3
K949003		11.2	0.11	104	<10	320	<0.5	9	<0.01	<0.5	1	17	4	0.44	<10	8
K949004		12.9	0.15	204	<10	310	<0.5	14	<0.01	<0.5	<1	19	4	0.69	<10	7
K949005		3.2	0.13	517	<10	570	<0.5	8	<0.01	<0.5	1	17	8	1.24	<10	41
K949006		1.0	0.15	182	<10	400	<0.5	5	<0.01	<0.5	<1	15	4	0.65	<10	1
K949007		0.5	0.20	84	<10	330	<0.5	2	<0.01	<0.5	1	18	6	0.48	<10	1
K949008		1.7	0.14	119	<10	230	<0.5	2	<0.01	<0.5	1	20	12	0.54	<10	1
K949009		1.3	0.22	102	<10	290	<0.5	2	<0.01	<0.5	1	21	15	0.40	<10	<1
K949010		0.8	0.24	1155	<10	290	<0.5	18	0.01	<0.5	3	18	34	0.48	<10	<1
K949011		0.3	0.31	81	<10	380	<0.5	9	<0.01	<0.5	1	11	9	0.49	<10	<1
K949012		0.5	0.17	56	<10	160	<0.5	2	<0.01	<0.5	2	15	16	0.57	<10	<1
K949013		0.6	0.17	130	<10	120	<0.5	2	0.04	<0.5	4	19	136	2.60	<10	<1
K949014		0.5	0.15	85	<10	110	<0.5	<2	<0.01	<0.5	1	21	8	0.49	<10	<1
K949015		0.3	0.21	133	<10	170	<0.5	2	<0.01	<0.5	1	17	9	0.64	<10	<1
K949016		0.5	0.14	38	<10	100	<0.5	<2	<0.01	<0.5	1	19	11	0.28	<10	1
K949017		0.5	0.16	26	<10	90	<0.5	<2	<0.01	<0.5	<1	18	3	0.31	<10	<1
K949018		0.3	1.06	2	<10	70	<0.5	<2	0.70	<0.5	8	25	20	1.84	<10	<1
K949019		0.3	0.16	79	<10	70	<0.5	<2	0.10	<0.5	3	15	48	1.22	<10	<1
K949020		0.4	0.20	481	<10	90	<0.5	2	0.06	1.5	5	18	141	2.29	<10	<1
K949021		1.0	0.16	115	<10	90	<0.5	5	0.05	0.5	8	18	93	2.57	<10	<1
K949022		0.9	0.23	244	<10	90	<0.5	3	0.19	0.8	6	17	156	2.89	<10	1
K949023		0.5	0.15	123	<10	120	<0.5	<2	0.03	<0.5	2	19	28	0.71	<10	<1
K949024		0.5	0.20	118	<10	110	<0.5	<2	0.18	0.9	5	21	80	1.67	<10	<1
K949351		0.4	0.16	117	<10	130	<0.5	<2	0.03	<0.5	2	19	16	0.68	<10	<1
K949352		1.5	0.32	680	<10	50	<0.5	3	2.02	1.6	7	20	73	2.85	<10	5

To: GOLDEN PREDATOR CANADA CORP.
C/O PREDATOR MINING GROUP
888 DUNSMUIR STREET, 11TH FLOOR
VANCOUVER BC V6C 3K4

Project: Harlan

CERTIFICATE OF ANALYSIS WH11190782

Method	ME- ICP41	ME- ICP41	ME- ICP41	ME- ICP41	ME- ICP41	ME- ICP41	ME- ICP41	ME- ICP41	ME- ICP41	ME- ICP41	ME- ICP41	ME- ICP41	ME- ICP41	ME- ICP41	ME- ICP41
Analyte	K	La	Mg	Mn	Mo	Na	Ni	P	Pb	S	Sb	Sc	Sr	Th	Ti
Units	%	ppm	%	ppm	ppm	%	ppm	ppm	ppm	%	ppm	ppm	ppm	ppm	%
Sample Description / LOR	0.01	10	0.01	5	1	0.01	1	10	2	0.01	2	1	1	20	0.01
K949001	0.09	<10	0.01	25	2	<0.01	1	140	10	0.04	15	1	2	<20	0.01
K949002	0.09	<10	0.01	26	2	<0.01	<1	80	23	0.05	30	1	3	<20	<0.01
K949003	0.08	<10	0.01	27	2	<0.01	<1	70	101	0.09	69	<1	3	<20	<0.01
K949004	0.13	<10	0.01	29	4	<0.01	1	110	121	0.18	99	<1	3	<20	<0.01
K949005	0.18	<10	0.01	49	3	0.01	2	140	29	0.40	27	1	2	<20	0.01
K949006	0.14	10	0.01	20	3	<0.01	1	50	13	0.21	16	<1	2	<20	0.01
K949007	0.13	10	0.01	21	3	<0.01	3	40	8	0.18	11	1	2	<20	0.01
K949008	0.10	10	0.01	23	4	<0.01	10	40	12	0.25	13	<1	2	<20	<0.01
K949009	0.13	10	0.01	22	4	<0.01	4	30	7	0.15	11	1	2	<20	<0.01
K949010	0.16	10	0.01	17	3	<0.01	3	60	16	0.21	13	1	2	<20	0.01
K949011	0.23	10	0.02	15	6	0.01	1	30	44	0.20	13	1	3	<20	0.01
K949012	0.11	<10	0.01	24	5	0.01	3	20	12	0.19	6	<1	2	<20	<0.01
K949013	0.10	<10	0.29	67	2	0.01	28	220	11	1.62	7	2	5	<20	<0.01
K949014	0.09	<10	0.01	26	6	<0.01	8	40	20	0.08	14	<1	3	<20	<0.01
K949015	0.14	<10	0.01	35	8	<0.01	13	80	40	0.07	21	<1	5	<20	<0.01
K949016	0.09	<10	0.01	19	1	0.01	12	50	3	0.06	5	<1	2	<20	0.01
K949017	0.10	<10	0.01	24	1	0.01	2	20	6	0.05	7	<1	2	<20	<0.01
K949018	0.07	<10	0.45	277	3	0.06	18	460	<2	0.03	<2	4	32	<20	0.11
K949019	0.08	<10	0.09	65	2	0.01	18	150	3	0.42	10	1	10	<20	<0.01
K949020	0.09	<10	0.19	93	1	0.01	29	390	6	1.15	18	1	26	<20	<0.01
K949021	0.09	<10	0.48	172	1	0.01	30	140	27	1.43	18	2	6	<20	<0.01
K949022	0.10	<10	0.29	288	3	0.01	50	440	20	1.90	14	3	15	<20	<0.01
K949023	0.08	10	0.01	22	1	0.01	14	270	2	0.49	7	<1	7	<20	<0.01
K949024	0.08	<10	0.18	123	1	0.01	40	590	7	0.98	7	1	10	<20	<0.01
K949351	0.09	<10	0.01	24	1	<0.01	13	240	2	0.45	6	<1	7	<20	<0.01
K949352	0.18	<10	0.84	288	25	0.01	71	840	17	1.94	12	3	35	<20	<0.01

CERTIFICATE OF ANALYSIS WH11190782

Sample Description	Method Analyte Units LOR	ME- ICP41 Tl ppm 10	ME- ICP41 U ppm 10	ME- ICP41 V ppm 1	ME- ICP41 W ppm 10	ME- ICP41 Zn ppm 2
K949001		<10	<10	55	<10	5
K949002		<10	<10	37	10	2
K949003		<10	<10	22	<10	2
K949004		<10	<10	32	<10	3
K949005		<10	<10	27	<10	5
K949006		<10	<10	26	<10	<2
K949007		<10	<10	43	<10	4
K949008		<10	<10	37	<10	20
K949009		<10	<10	51	<10	28
K949010		<10	<10	26	<10	3
K949011		<10	<10	33	<10	3
K949012		<10	<10	11	<10	4
K949013		<10	<10	16	<10	20
K949014		<10	<10	10	<10	18
K949015		<10	<10	17	<10	19
K949016		<10	<10	10	<10	12
K949017		<10	<10	9	<10	3
K949018		<10	<10	46	10	34
K949019		<10	<10	17	<10	38
K949020		<10	<10	24	<10	80
K949021		<10	<10	13	<10	76
K949022		<10	<10	20	<10	90
K949023		<10	<10	10	<10	7
K949024		<10	<10	16	<10	62
K949351		<10	<10	10	<10	5
K949352		<10	<10	60	<10	144

ALS Minerals

ALS Canada Ltd.
2103 Dollarton Hwy
North Vancouver BC V7H 0A7
Phone: 604 984 0221 Fax: 604 984 0218 www.alsglobal.com

To: GOLDEN PREDATOR CANADA CORP.
C/O PREDATOR MINING GROUP
888 DUNSMUIR STREET, 11TH FLOOR
VANCOUVER BC V6C 3K4

Finalized Date: 11- OCT- 2011
This copy reported on
9- MAR- 2012
Account: GOPRED

CERTIFICATE WH11180243

Project: Harlan
P.O. No.: HAR- 2011- JC- 1856
This report is for 75 Drill Core samples submitted to our lab in Whitehorse, YT, Canada on 8- SEP- 2011.

The following have access to data associated with this certificate:

MIKE BURKE MIKE MASLOWSKI	JEFF CARY BRUCE OTTO	JACK COTE

SAMPLE PREPARATION

ALS CODE	DESCRIPTION
WEI- 21	Received Sample Weight
CRU- QC	Crushing QC Test
PUL- QC	Pulverizing QC Test
LOG- 21	Sample logging - ClientBarCode
CRU- 31	Fine crushing - 70% <2mm
SPL- 21	Split sample - riffle splitter
PUL- 31	Pulverize split to 85% <75 um
LOG- 23	Pulp Login - Rcvd with Barcode

ANALYTICAL PROCEDURES

ALS CODE	DESCRIPTION	INSTRUMENT
Au- AA23	Au 30g FA- AA finish	AAS
ME- ICP41	35 Element Aqua Regia ICP- AES	ICP- AES

To: GOLDEN PREDATOR CANADA CORP.
ATTN: JEFF CARY
C/O PREDATOR MINING GROUP
888 DUNSMUIR STREET, 11TH FLOOR
VANCOUVER BC V6C 3K4

This is the Final Report and supersedes any preliminary report with this certificate number. Results apply to samples as submitted. All pages of this report have been checked and approved for release.

Signature:
Colin Ramshaw, Vancouver Laboratory Manager

Project: Harlan

CERTIFICATE OF ANALYSIS WH11180243

Sample Description	Method Analyte Units LOR	WEI- 21 Recvd Wt. kg .02	Au- AA23 Au ppm 0.005	ME- ICP41 Ag ppm 0.2	ME- ICP41 Al % 0.01	ME- ICP41 As ppm 2	ME- ICP41 B ppm 10	ME- ICP41 Ba ppm 10	ME- ICP41 Be ppm 0.5	ME- ICP41 Bi ppm 2	ME- ICP41 Ca % 0.01	ME- ICP41 Cd ppm 0.5	ME- ICP41 Co ppm 1	ME- ICP41 Cr ppm 1	ME- ICP41 Cu ppm 1	ME- ICP41 Fe % 0.01
K951145		6.07	0.035	0.8	0.35	295	<10	110	<0.5	11	0.31	<0.5	9	14	92	3.21
K951146		6.60	0.006	0.4	0.35	47	<10	120	<0.5	6	0.39	0.8	8	21	48	2.19
K951147		6.77	0.090	1.3	0.29	2110	<10	40	<0.5	66	0.17	1.1	6	14	305	9.60
K951148		7.17	0.200	1.4	0.30	1875	<10	50	<0.5	60	0.20	0.6	4	13	372	10.25
K951149		2.94	0.481	0.7	0.30	6800	<10	40	<0.5	59	0.14	0.5	10	15	140	5.50
K951150		3.05	0.902	0.8	0.28	>10000	<10	30	<0.5	83	0.14	<0.5	14	16	166	6.63
K951051		7.85	0.045	0.4	0.65	470	10	30	0.5	17	0.30	1.6	6	13	85	3.41
K951052		6.77	0.101	2.7	0.49	1105	<10	20	<0.5	19	0.60	1.5	11	14	159	6.90
K951053		2.82	0.873	0.9	0.67	2880	<10	20	0.5	148	0.40	4.6	12	14	144	8.30
K951054		3.30	0.761	1.0	0.66	3660	<10	10	0.5	140	0.36	4.0	16	14	195	10.10
K951055		6.60	0.022	0.4	0.62	147	10	110	0.5	8	0.20	0.6	6	11	31	1.86
K951056		2.85	0.180	1.8	0.72	3000	<10	20	0.6	43	0.19	3.1	23	13	129	4.58
K951057		4.05	0.140	1.9	0.45	3200	<10	10	<0.5	35	0.53	2.0	9	12	635	11.30
K951058		6.20	0.073	0.5	0.50	611	<10	30	<0.5	10	0.49	3.1	10	14	131	5.12
K951059		6.02	0.048	0.2	0.30	250	<10	180	<0.5	12	0.28	0.7	5	16	42	1.50
K951060		8.13	0.161	2.9	0.41	1190	<10	20	<0.5	21	0.42	0.8	7	14	118	3.88
K951061		Not Recvd														
K951062		6.45	0.148	11.8	0.34	2840	<10	20	<0.5	28	1.01	1.1	11	16	234	6.18
K951063		6.74	0.144	2.4	0.42	917	<10	30	<0.5	15	0.35	0.7	6	16	114	2.91
K951064		0.11	<0.005	0.5	1.08	5	<10	80	<0.5	<2	0.74	<0.5	8	26	20	1.97
K951065		6.30	0.097	2.0	0.30	772	<10	20	<0.5	48	0.50	0.6	6	18	93	2.95
K951066		6.15	0.203	1.4	0.27	1160	<10	20	<0.5	15	0.62	<0.5	10	16	105	4.42
K951067		6.55	0.243	2.3	0.29	1920	<10	20	<0.5	12	1.81	<0.5	16	11	85	4.38
K951068		6.56	0.077	0.5	0.30	218	<10	60	<0.5	5	0.36	1.5	9	17	35	2.14
K951069		6.74	0.143	1.1	0.29	431	<10	20	<0.5	6	0.40	1.1	8	16	67	3.11
K951070		6.11	0.018	0.6	0.28	136	<10	210	<0.5	26	0.22	0.5	4	22	57	1.46
K951071		5.97	0.026	0.8	0.33	599	<10	170	<0.5	6	0.23	<0.5	5	24	41	1.76
K951072		0.11	1.025	0.5	1.31	10	<10	120	<0.5	<2	0.93	<0.5	9	45	46	2.91
K951073		6.71	0.012	0.5	0.23	229	<10	250	<0.5	3	0.15	<0.5	5	17	50	1.69
K951074		3.30	0.020	0.6	0.46	935	<10	250	<0.5	9	0.13	0.6	9	19	42	1.56
K951075		4.90	0.035	1.1	0.52	237	<10	110	<0.5	11	0.19	0.6	12	11	71	1.99
K951076		8.11	0.061	2.0	0.71	793	<10	100	0.6	37	0.27	0.6	11	14	86	2.56
K951077		6.29	0.028	0.5	0.37	171	<10	110	<0.5	5	0.31	0.5	8	19	56	2.17
K951078		5.59	0.033	0.5	0.29	796	<10	130	<0.5	5	0.13	0.6	6	19	49	2.17
K951079		5.82	0.007	0.5	0.27	55	<10	230	<0.5	5	0.14	0.5	5	17	35	1.27
K951080		5.70	0.020	0.8	0.28	248	<10	160	<0.5	14	0.23	4.1	5	20	49	2.11
K951081		5.61	0.032	0.6	0.28	1125	<10	190	<0.5	9	0.26	<0.5	6	19	31	1.64
K951082		5.74	0.078	1.1	0.23	715	<10	120	<0.5	24	0.22	0.5	6	21	62	2.35
K951083		6.19	0.010	0.3	0.25	77	<10	170	<0.5	9	0.22	<0.5	5	20	33	1.31
K951084		0.11	<0.005	0.5	1.09	4	<10	80	<0.5	<2	0.74	<0.5	7	26	20	1.94

Project: Harlan

CERTIFICATE OF ANALYSIS WH11180243

Sample Description	Method Analyte Units LOR	ME- ICP41 Ga ppm 10	ME- ICP41 Hg ppm 1	ME- ICP41 K % 0.01	ME- ICP41 La ppm 10	ME- ICP41 Mg % 0.01	ME- ICP41 Mn ppm 5	ME- ICP41 Mo ppm 1	ME- ICP41 Na % 0.01	ME- ICP41 Ni ppm 1	ME- ICP41 P ppm 10	ME- ICP41 Pb ppm 2	ME- ICP41 S % 0.01	ME- ICP41 Sb ppm 2	ME- ICP41 Sc ppm 1	ME- ICP41 Sr ppm 1
K951145		<10	<1	0.16	<10	0.13	182	3	<0.01	67	680	9	2.26	9	1	22
K951146		<10	<1	0.15	<10	0.14	350	3	<0.01	63	560	6	1.34	11	1	19
K951147		<10	<1	0.15	<10	0.69	298	4	<0.01	47	470	16	7.89	36	2	13
K951148		<10	<1	0.15	<10	0.95	292	3	<0.01	40	520	24	9.42	44	2	13
K951149		<10	<1	0.15	<10	0.44	185	3	<0.01	48	490	24	4.32	32	1	14
K951150		<10	<1	0.14	<10	0.51	230	3	<0.01	56	460	26	5.07	39	1	12
K951051		<10	<1	0.29	<10	0.15	50	5	<0.01	51	880	11	3.25	24	2	31
K951052		<10	<1	0.20	<10	0.33	313	5	<0.01	54	510	14	7.08	51	2	26
K951053		<10	<1	0.28	<10	0.24	187	4	<0.01	57	1420	11	8.45	32	3	33
K951054		<10	<1	0.27	<10	0.26	245	7	<0.01	68	990	13	>10.0	38	2	22
K951055		<10	<1	0.30	10	0.14	48	2	<0.01	41	660	5	1.57	7	1	17
K951056		<10	<1	0.31	10	0.25	110	7	<0.01	60	450	28	4.15	20	2	12
K951057		<10	<1	0.13	<10	0.29	283	1	<0.01	43	490	9	>10.0	29	2	10
K951058		<10	<1	0.16	<10	0.28	510	3	<0.01	59	530	4	4.49	13	1	13
K951059		<10	<1	0.13	<10	0.13	116	1	<0.01	41	480	6	1.07	5	1	13
K951060		<10	<1	0.17	<10	0.23	116	3	<0.01	52	560	12	3.81	52	1	17
K951061																
K951062		<10	<1	0.15	<10	0.45	381	1	<0.01	55	480	17	6.43	131	2	35
K951063		<10	<1	0.22	<10	0.14	82	3	<0.01	55	770	25	2.86	45	1	33
K951064		<10	<1	0.07	<10	0.49	290	2	0.05	17	490	<2	0.04	<2	4	33
K951065		<10	<1	0.14	<10	0.23	206	1	<0.01	42	510	57	2.79	33	1	31
K951066		<10	<1	0.13	<10	0.22	453	2	<0.01	48	630	11	3.94	27	1	36
K951067		<10	<1	0.12	<10	0.17	791	1	<0.01	59	460	34	4.36	23	1	35
K951068		<10	<1	0.14	<10	0.08	382	2	<0.01	56	530	8	1.34	6	1	21
K951069		<10	<1	0.13	<10	0.12	322	1	<0.01	47	500	8	2.51	11	1	15
K951070		<10	<1	0.13	<10	0.13	125	1	<0.01	43	510	17	0.91	10	1	23
K951071		<10	<1	0.14	<10	0.11	94	2	<0.01	40	600	13	1.42	7	1	27
K951072		<10	<1	0.10	<10	0.63	438	6	0.07	32	560	5	0.06	<2	4	42
K951073		<10	<1	0.12	<10	0.10	84	1	<0.01	34	490	8	1.11	3	1	18
K951074		<10	<1	0.22	10	0.08	50	1	<0.01	49	490	13	1.08	12	1	18
K951075		<10	<1	0.24	10	0.10	45	13	<0.01	60	520	16	1.73	9	1	16
K951076		<10	<1	0.30	10	0.20	60	6	<0.01	62	930	28	2.15	10	2	30
K951077		<10	<1	0.17	10	0.12	59	4	<0.01	51	650	8	1.90	4	1	29
K951078		<10	<1	0.14	<10	0.05	55	5	<0.01	57	290	11	1.98	5	1	12
K951079		<10	<1	0.14	<10	0.05	77	2	<0.01	43	490	9	0.91	3	1	18
K951080		<10	<1	0.14	<10	0.13	128	2	<0.01	41	560	13	1.42	8	1	21
K951081		<10	<1	0.13	<10	0.12	157	2	<0.01	43	500	10	1.13	8	1	26
K951082		<10	<1	0.12	<10	0.15	138	2	<0.01	42	420	29	1.87	22	1	32
K951083		<10	<1	0.13	<10	0.12	95	2	<0.01	39	670	8	0.80	8	1	27
K951084		<10	<1	0.07	<10	0.48	287	2	0.05	17	480	<2	0.05	<2	4	33

To: GOLDEN PREDATOR CANADA CORP.
C/O PREDATOR MINING GROUP
888 DUNSMUIR STREET, 11TH FLOOR
VANCOUVER BC V6C 3K4

Project: Harlan

CERTIFICATE OF ANALYSIS WH11180243

Sample Description	Method Analyte Units LOR	ME- ICP41 Th ppm 20	ME- ICP41 Ti % 0.01	ME- ICP41 Tl ppm 10	ME- ICP41 U ppm 10	ME- ICP41 V ppm 1	ME- ICP41 W ppm 10	ME- ICP41 Zn ppm 2
K951145		<20	<0.01	<10	<10	26	<10	129
K951146		<20	<0.01	<10	<10	22	<10	378
K951147		<20	<0.01	<10	<10	22	<10	124
K951148		<20	<0.01	<10	<10	21	<10	79
K951149		<20	<0.01	<10	<10	22	<10	70
K951150		<20	<0.01	<10	<10	20	<10	67
K951051		<20	<0.01	<10	<10	31	<10	196
K951052		<20	<0.01	<10	<10	26	<10	403
K951053		<20	<0.01	<10	<10	38	<10	561
K951054		<20	<0.01	<10	<10	35	<10	573
K951055		<20	<0.01	<10	<10	24	<10	101
K951056		<20	<0.01	<10	<10	33	<10	345
K951057		<20	<0.01	<10	<10	25	<10	531
K951058		<20	<0.01	<10	<10	24	<10	1005
K951059		<20	<0.01	<10	<10	17	<10	190
K951060		<20	<0.01	<10	<10	26	<10	132
K951061								
K951062		<20	<0.01	<10	<10	20	<10	355
K951063		<20	<0.01	<10	<10	26	<10	73
K951064		<20	0.11	<10	<10	47	20	34
K951065		<20	<0.01	<10	<10	18	<10	144
K951066		<20	<0.01	<10	<10	20	<10	551
K951067		<20	<0.01	<10	<10	18	<10	1335
K951068		<20	<0.01	<10	<10	21	<10	761
K951069		<20	<0.01	<10	<10	18	<10	572
K951070		<20	<0.01	<10	<10	18	<10	62
K951071		<20	<0.01	<10	<10	16	<10	38
K951072		<20	0.13	<10	<10	68	10	51
K951073		<20	<0.01	<10	<10	15	<10	41
K951074		<20	<0.01	<10	<10	27	<10	63
K951075		<20	<0.01	<10	<10	25	<10	80
K951076		<20	<0.01	<10	<10	38	<10	70
K951077		<20	<0.01	<10	<10	21	<10	51
K951078		<20	<0.01	<10	<10	17	<10	58
K951079		<20	<0.01	<10	<10	17	<10	58
K951080		<20	<0.01	<10	<10	19	<10	376
K951081		<20	<0.01	<10	<10	15	<10	48
K951082		<20	<0.01	<10	<10	14	<10	44
K951083		<20	<0.01	<10	<10	15	<10	38
K951084		<20	0.11	<10	<10	47	20	35

Project: Harlan

CERTIFICATE OF ANALYSIS WH11180243

Sample Description	Method Analyte Units LOR	WEI- 21 Recvd Wt. kg .02	Au- AA23 Au ppm 0.005	ME- ICP41 Ag ppm 0.2	ME- ICP41 Al % 0.01	ME- ICP41 As ppm 2	ME- ICP41 B ppm 10	ME- ICP41 Ba ppm 10	ME- ICP41 Be ppm 0.5	ME- ICP41 Bi ppm 2	ME- ICP41 Ca % 0.01	ME- ICP41 Cd ppm 0.5	ME- ICP41 Co ppm 1	ME- ICP41 Cr ppm 1	ME- ICP41 Cu ppm 1	ME- ICP41 Fe % 0.01
K951085		5.66	0.011	0.3	0.27	42	<10	200	<0.5	3	0.24	<0.5	4	16	32	1.31
K951086		5.07	0.016	0.4	0.26	110	<10	140	<0.5	8	0.31	0.7	7	19	48	2.03
K951087		2.74	0.650	1.0	0.24	1460	<10	140	<0.5	43	0.16	0.8	8	14	64	2.34
K951088		7.05	0.023	1.0	0.56	172	10	210	0.7	16	0.26	0.5	5	11	48	1.74
K951089		3.48	0.024	0.9	0.34	151	<10	110	<0.5	8	0.12	<0.5	10	11	73	2.51
K951090		3.85	0.023	0.8	0.36	177	<10	90	<0.5	6	0.12	<0.5	10	14	81	2.82
K951091		6.54	0.038	0.7	0.36	475	<10	130	<0.5	11	0.15	0.6	6	16	96	2.57
K951092		8.03	0.604	2.8	0.39	6460	<10	20	<0.5	41	0.20	0.7	7	14	245	7.76
K951093		6.92	0.051	0.6	0.29	601	<10	120	<0.5	7	0.28	0.9	6	17	54	2.24
K951094		8.04	0.010	0.4	1.49	105	<10	110	1.2	2	1.17	0.7	4	6	22	2.00
K951095		6.66	0.005	0.3	1.76	6	<10	260	1.1	<2	1.43	<0.5	2	2	1	1.79
K951096		0.11	0.962	0.5	1.33	10	<10	120	<0.5	<2	0.95	<0.5	9	44	46	2.90
K951097		5.91	<0.005	0.2	1.19	6	<10	180	0.9	<2	1.67	<0.5	3	2	1	1.48
K951098		6.28	<0.005	0.2	2.27	11	<10	230	1.4	<2	1.02	<0.5	3	1	1	1.94
K951099		4.16	<0.005	0.2	1.99	5	<10	130	1.2	<2	1.04	<0.5	3	1	1	1.67
K951100		0.11	0.006	0.5	1.16	3	<10	80	<0.5	<2	0.79	<0.5	8	28	21	2.03
K953001		5.68	0.019	0.2	2.59	12	<10	1110	1.7	<2	1.27	<0.5	3	1	<1	2.25
K953002		5.88	0.133	1.1	0.40	3900	<10	80	<0.5	10	0.56	<0.5	8	11	52	2.63
K953003		5.27	0.016	0.4	0.28	427	<10	90	<0.5	4	0.41	0.8	5	15	36	1.24
K953004		5.09	0.099	1.3	0.31	900	<10	60	<0.5	9	0.48	0.8	6	16	71	3.60
K953005		2.80	0.064	2.1	0.29	1625	<10	90	<0.5	24	0.76	0.8	6	13	81	3.41
K953006		2.28	0.058	1.3	0.29	1990	<10	110	<0.5	12	0.34	0.7	7	15	93	2.89
K953007		5.52	0.079	2.2	0.32	4740	<10	80	<0.5	23	0.57	0.8	6	14	121	3.66
K953008		5.65	0.028	0.6	0.32	893	<10	170	<0.5	5	0.30	1.1	7	18	61	1.94
K953009		5.08	0.015	0.4	0.25	123	<10	140	<0.5	3	0.42	1.4	5	19	44	1.44
K953010		5.50	0.050	0.6	0.31	370	<10	100	<0.5	8	0.30	2.2	4	18	91	2.25
K953011		5.88	0.047	0.6	0.32	433	<10	160	<0.5	4	0.23	0.9	4	20	36	1.68
K953012		5.08	0.038	0.6	0.33	179	<10	120	<0.5	45	0.26	0.6	4	17	50	2.15
K953013		4.60	0.112	1.0	0.42	895	<10	40	<0.5	14	0.85	0.7	7	16	60	3.01
K953014		0.10	0.983	0.7	1.33	13	<10	120	<0.5	2	0.94	<0.5	9	46	47	2.88
K953015		4.62	0.065	1.9	0.43	1545	<10	100	<0.5	22	0.23	1.2	5	13	40	2.21
K953016		5.07	0.055	2.3	0.35	619	<10	30	<0.5	79	0.21	1.4	5	15	57	2.59
K953017		5.50	0.026	0.6	0.31	145	<10	150	<0.5	6	0.63	2.2	6	18	56	1.78
K953018		5.79	0.018	0.3	0.33	117	<10	130	<0.5	4	0.67	0.8	4	18	51	1.74
K953019		7.22	0.023	0.9	0.32	112	<10	200	<0.5	2	0.72	5.2	3	17	37	1.51

Project: Harlan

CERTIFICATE OF ANALYSIS WH11180243

Sample Description	Method Analyte Units LOR	ME- ICP41 Ga ppm 10	ME- ICP41 Hg ppm 1	ME- ICP41 K % 0.01	ME- ICP41 La ppm 10	ME- ICP41 Mg % 0.01	ME- ICP41 Mn ppm 5	ME- ICP41 Mo ppm 1	ME- ICP41 Na % 0.01	ME- ICP41 Ni ppm 1	ME- ICP41 P ppm 10	ME- ICP41 Pb ppm 2	ME- ICP41 S % 0.01	ME- ICP41 Sb ppm 2	ME- ICP41 Sc ppm 1	ME- ICP41 Sr ppm 1
K951085		<10	<1	0.13	<10	0.12	88	1	<0.01	39	620	6	0.75	5	1	25
K951086		<10	<1	0.12	<10	0.16	154	1	<0.01	47	550	10	1.39	10	1	22
K951087		<10	<1	0.12	<10	0.11	135	2	<0.01	46	570	31	1.39	17	1	30
K951088		<10	<1	0.29	10	0.08	77	2	<0.01	39	960	11	1.09	9	1	44
K951089		<10	<1	0.19	<10	0.05	64	3	<0.01	48	400	11	1.65	9	1	15
K951090		<10	<1	0.19	10	0.06	65	3	<0.01	50	430	10	1.87	10	1	17
K951091		<10	<1	0.18	<10	0.10	144	4	<0.01	45	550	17	1.76	16	1	22
K951092		<10	<1	0.20	<10	0.17	232	5	<0.01	47	710	42	6.72	39	2	28
K951093		<10	<1	0.15	<10	0.16	216	13	<0.01	50	490	20	1.93	14	1	47
K951094		<10	<1	0.24	20	1.23	391	1	<0.01	14	460	16	0.55	3	2	70
K951095		<10	<1	0.28	30	1.14	364	<1	<0.01	<1	470	35	0.11	<2	2	75
K951096		10	<1	0.10	<10	0.63	438	6	0.08	32	560	5	0.07	<2	5	44
K951097		<10	<1	0.28	30	0.85	402	<1	0.02	<1	440	29	0.10	<2	2	105
K951098		<10	<1	0.24	30	1.71	327	<1	<0.01	<1	490	35	0.33	<2	2	56
K951099		<10	<1	0.24	30	1.43	253	<1	<0.01	<1	470	30	0.07	2	2	56
K951100		<10	<1	0.07	<10	0.51	301	2	0.05	18	500	<2	0.05	<2	4	35
K953001		<10	<1	0.28	30	1.97	330	<1	<0.01	2	460	28	0.22	<2	2	39
K953002		<10	<1	0.14	<10	0.22	192	<1	<0.01	29	380	10	2.29	8	1	34
K953003		<10	<1	0.12	<10	0.12	156	<1	<0.01	28	370	11	1.01	3	1	20
K953004		<10	<1	0.13	<10	0.32	141	3	<0.01	37	460	15	3.39	6	3	60
K953005		<10	<1	0.12	<10	0.22	210	1	<0.01	35	410	26	3.27	7	1	28
K953006		<10	<1	0.13	<10	0.20	160	1	<0.01	35	400	20	2.47	6	1	21
K953007		<10	<1	0.14	<10	0.16	196	1	<0.01	32	430	18	3.28	11	2	19
K953008		<10	<1	0.15	<10	0.14	253	2	<0.01	55	520	13	1.28	5	1	25
K953009		<10	<1	0.12	<10	0.20	157	1	<0.01	29	350	12	1.07	3	1	35
K953010		<10	<1	0.15	<10	0.14	111	2	<0.01	32	470	12	1.98	7	1	25
K953011		<10	<1	0.15	<10	0.13	99	1	<0.01	32	410	8	1.48	5	1	23
K953012		<10	<1	0.14	<10	0.18	85	1	<0.01	27	470	16	1.87	6	1	18
K953013		<10	<1	0.15	<10	0.55	274	1	<0.01	43	560	8	2.76	13	1	89
K953014		<10	<1	0.10	<10	0.62	434	6	0.08	32	550	5	0.07	<2	5	44
K953015		<10	<1	0.16	<10	0.24	94	1	<0.01	50	490	40	1.99	29	1	17
K953016		<10	<1	0.12	<10	0.25	104	1	<0.01	49	430	8	2.33	36	1	20
K953017		<10	<1	0.15	<10	0.30	170	2	<0.01	37	520	9	1.53	7	1	44
K953018		<10	<1	0.15	<10	0.30	154	1	0.01	31	520	9	1.51	5	2	29
K953019		<10	<1	0.14	<10	0.33	162	2	0.01	35	530	7	1.38	12	1	39

Project: Harlan

CERTIFICATE OF ANALYSIS WH11180243

Sample Description	Method Analyte Units LOR	ME- ICP41 Th ppm 20	ME- ICP41 Ti % 0.01	ME- ICP41 Tl ppm 10	ME- ICP41 U ppm 10	ME- ICP41 V ppm 1	ME- ICP41 W ppm 10	ME- ICP41 Zn ppm 2
K951085		<20	<0.01	<10	<10	17	<10	27
K951086		<20	<0.01	<10	<10	14	<10	90
K951087		<20	<0.01	<10	<10	14	<10	113
K951088		<20	<0.01	<10	<10	37	<10	115
K951089		<20	<0.01	<10	<10	20	<10	44
K951090		<20	<0.01	<10	<10	21	<10	35
K951091		<20	<0.01	<10	<10	21	<10	132
K951092		<20	<0.01	<10	<10	25	<10	107
K951093		<20	<0.01	<10	<10	19	<10	72
K951094		<20	<0.01	<10	<10	6	<10	79
K951095		20	<0.01	<10	<10	2	<10	71
K951096		<20	0.13	<10	<10	69	10	51
K951097		20	<0.01	<10	<10	2	<10	40
K951098		20	<0.01	<10	<10	2	<10	58
K951099		20	<0.01	<10	<10	1	<10	39
K951100		<20	0.12	<10	<10	50	20	35
K953001		20	<0.01	<10	<10	2	<10	50
K953002		<20	<0.01	<10	<10	13	<10	62
K953003		<20	<0.01	<10	<10	13	<10	130
K953004		<20	<0.01	<10	<10	30	<10	86
K953005		<20	<0.01	<10	<10	16	<10	136
K953006		<20	<0.01	<10	<10	16	<10	111
K953007		<20	<0.01	<10	<10	19	<10	86
K953008		<20	<0.01	<10	<10	18	<10	126
K953009		<20	<0.01	<10	<10	15	<10	147
K953010		<20	<0.01	<10	<10	21	<10	235
K953011		<20	<0.01	<10	<10	18	<10	73
K953012		<20	<0.01	<10	<10	19	<10	59
K953013		<20	<0.01	<10	<10	27	<10	67
K953014		<20	0.13	<10	<10	69	10	52
K953015		<20	<0.01	<10	<10	41	<10	97
K953016		<20	<0.01	<10	<10	44	<10	115
K953017		<20	<0.01	<10	<10	26	<10	204
K953018		<20	<0.01	<10	<10	24	<10	74
K953019		<20	<0.01	<10	<10	24	<10	442

ALS Canada Ltd.
2103 Dollarton Hwy
North Vancouver BC V7H 0A7
Phone: 604 984 0221 Fax: 604 984 0218 www.alsglobal.com

To: GOLDEN PREDATOR CANADA CORP.
C/O PREDATOR MINING GROUP
888 DUNSMUIR STREET, 11TH FLOOR
VANCOUVER BC V6C 3K4

Page: 1
Finalized Date: 1- OCT- 2011
This copy reported on
9- MAR- 2012
Account: GOPRED

CERTIFICATE WH11161845

Project: Harlan
P.O. No.: HAR- 2011- JC- 1819
This report is for 60 Drill Core samples submitted to our lab in Whitehorse, YT, Canada on 17- AUG- 2011.

The following have access to data associated with this certificate:

MIKE BURKE MIKE MASLOWSKI	JEFF CARY BRUCE OTTO	JACK COTE

SAMPLE PREPARATION

ALS CODE	DESCRIPTION
WEI- 21	Received Sample Weight
CRU- QC	Crushing QC Test
SPL- 22Y	Split Sample - Boyd Rotary Splitter
PUL- QC	Pulverizing QC Test
LOG- 21	Sample logging - ClientBarCode
CRU- 31	Fine crushing - 70% <2mm
PUL- 31	Pulverize split to 85% <75 um
LOG- 23	Pulp Login - Rcvd with Barcode

ANALYTICAL PROCEDURES

ALS CODE	DESCRIPTION	INSTRUMENT
Au- AA23	Au 30g FA- AA finish	AAS
ME- ICP41	35 Element Aqua Regia ICP- AES	ICP- AES

To: GOLDEN PREDATOR CANADA CORP.
ATTN: JEFF CARY
C/O PREDATOR MINING GROUP
888 DUNSMUIR STREET, 11TH FLOOR
VANCOUVER BC V6C 3K4

This is the Final Report and supersedes any preliminary report with this certificate number. Results apply to samples as submitted. All pages of this report have been checked and approved for release.

Signature:
Colin Ramshaw, Vancouver Laboratory Manager

Project: Harlan

CERTIFICATE OF ANALYSIS WH11161845

Sample Description Method	WEI- 21	Au- AA23	ME- ICP41	ME- ICP41	ME- ICP41	ME- ICP41	ME- ICP41	ME- ICP41	ME- ICP41	ME- ICP41	ME- ICP41	ME- ICP41	ME- ICP41	ME- ICP41	ME- ICP41
Analyte	Recvd Wt.	Au	Ag	Al	As	B	Ba	Be	Bi	Ca	Cd	Co	Cr	Cu	Fe
Units	kg	ppm	ppm	%	ppm	ppm	ppm	ppm	ppm	%	ppm	ppm	ppm	ppm	%
LOR	0.02	0.005	0.2	0.01	2	10	10	0.5	2	0.01	0.5	1	1	1	0.01
K949067	6.69	0.008	0.8	0.25	578	<10	120	<0.5	10	0.13	0.6	5	16	147	3.62
K949068	9.17	0.005	0.7	0.26	269	<10	160	<0.5	6	0.17	1.0	6	16	77	2.20
K949069	5.01	0.019	1.2	0.64	1960	<10	40	<0.5	14	0.18	3.7	10	15	134	3.14
K949070	6.84	0.006	1.6	0.25	230	<10	50	<0.5	17	0.10	<0.5	9	14	241	5.55
K949071	6.09	<0.005	0.7	0.25	506	<10	110	<0.5	11	0.15	0.5	6	14	124	3.06
K949072	8.23	0.087	1.3	0.24	1550	<10	100	<0.5	16	0.13	1.0	6	15	107	2.66
K949073	5.91	0.020	0.6	0.24	382	<10	140	<0.5	4	0.15	1.8	4	20	47	1.38
K949074	7.70	0.181	1.5	0.30	1375	<10	50	<0.5	11	0.29	2.3	6	16	146	3.51
K949355	0.09	<0.005	0.4	1.04	4	<10	80	<0.5	<2	0.67	<0.5	7	24	20	1.86
K949075	5.60	0.175	1.6	0.24	858	<10	140	<0.5	11	0.37	5.0	5	14	101	1.82
K949076	7.21	0.114	2.4	0.22	748	<10	100	<0.5	12	0.84	0.7	6	12	145	3.50
K949077	4.08	0.104	2.2	0.54	782	<10	220	0.5	8	0.19	14.7	6	16	75	1.60
K949353	5.48	0.037	0.9	0.64	396	<10	40	0.6	6	0.23	9.3	14	15	127	4.02
K949078	7.07	<0.005	0.3	0.44	93	10	130	0.8	<2	1.63	<0.5	3	3	1	1.63
K949079	7.10	<0.005	0.2	0.53	13	10	110	1.0	<2	1.72	<0.5	2	4	5	1.82
K949080	6.03	<0.005	0.3	0.48	176	10	110	0.9	<2	1.83	<0.5	3	2	3	1.77
K949081	3.37	0.013	0.6	0.57	2490	20	150	0.7	2	1.44	0.5	4	4	13	2.14
K949082	7.21	0.080	3.2	0.57	4340	<10	220	0.7	51	0.19	1.4	11	11	246	2.52
K949083	7.22	0.007	1.4	0.57	206	<10	40	<0.5	20	0.21	2.0	12	14	291	7.86
K949084	6.69	0.397	1.5	0.25	1645	<10	80	<0.5	12	0.41	0.7	7	15	235	5.99
K949356	0.09	1.015	0.5	1.30	14	<10	110	<0.5	<2	0.89	<0.5	9	43	46	2.88
K949085	6.41	0.050	0.7	0.43	306	<10	130	<0.5	5	0.25	<0.5	8	19	76	2.27
K949086	6.47	<0.005	0.7	0.58	89	<10	170	0.6	9	0.16	0.8	7	17	135	3.51
K949087	7.19	<0.005	0.6	0.36	100	<10	180	<0.5	5	0.36	1.2	6	16	89	2.21
K949088	7.63	0.005	1.0	0.34	187	<10	120	<0.5	7	0.44	2.1	4	19	164	2.76
K949089	6.66	0.006	1.4	0.35	940	<10	90	<0.5	13	0.10	2.2	6	18	378	5.38
K949090	7.07	<0.005	0.9	0.40	70	<10	180	<0.5	8	0.36	<0.5	7	19	108	2.82
K949091	7.16	0.006	1.6	0.35	815	<10	160	<0.5	24	0.12	<0.5	4	19	89	2.36
K949092	7.18	0.066	1.1	0.51	697	<10	70	<0.5	35	0.20	5.0	6	26	193	5.07
K949093	3.67	0.077	2.3	0.26	6610	<10	130	<0.5	10	0.35	0.6	7	19	101	3.73
K949094	3.85	0.090	1.6	0.30	8030	<10	100	<0.5	15	0.35	0.5	7	20	73	3.73
K949095	6.83	0.009	0.8	0.25	551	<10	110	<0.5	10	0.32	0.8	5	17	120	3.64
K949096	7.49	0.008	1.3	0.26	198	10	120	<0.5	16	0.54	0.8	4	23	94	3.17
K949097	6.55	0.007	1.0	0.25	119	<10	100	<0.5	16	0.49	0.6	4	16	67	3.36
K949098	7.28	0.006	0.9	0.44	68	10	180	0.5	5	0.58	1.0	8	16	72	2.04
K949099	7.07	0.014	1.0	0.46	193	<10	90	<0.5	6	2.23	21.3	6	22	54	2.83
K949100	7.38	0.008	0.8	0.29	106	<10	230	<0.5	3	0.67	2.2	6	23	47	1.37
K949101	6.16	0.011	0.7	0.28	233	<10	190	<0.5	2	0.46	1.5	5	21	63	1.79
K949102	6.94	0.010	1.2	0.49	295	<10	180	<0.5	7	0.19	0.9	11	23	112	2.71
K949103	5.68	0.011	1.2	0.37	129	<10	190	0.5	5	0.59	1.4	7	18	79	2.47

CERTIFICATE OF ANALYSIS WH11161845

Sample Description	Method Analyte Units LOR	ME- ICP41 Ga ppm 10	ME- ICP41 Hg ppm 1	ME- ICP41 K % 0.01	ME- ICP41 La ppm 10	ME- ICP41 Mg % 0.01	ME- ICP41 Mn ppm 5	ME- ICP41 Mo ppm 1	ME- ICP41 Na % 0.01	ME- ICP41 Ni ppm 1	ME- ICP41 P ppm 10	ME- ICP41 Pb ppm 2	ME- ICP41 S % 0.01	ME- ICP41 Sb ppm 2	ME- ICP41 Sc ppm 1	ME- ICP41 Sr ppm 1
K949067		<10	<1	0.12	<10	0.55	116	2	0.01	38	420	10	2.67	9	2	9
K949068		<10	<1	0.14	<10	0.19	130	3	0.02	45	410	9	1.39	7	1	9
K949069		<10	<1	0.32	10	0.12	67	11	0.01	43	830	25	2.76	11	2	16
K949070		<10	<1	0.13	<10	0.60	230	7	0.01	48	420	28	3.98	13	2	9
K949071		<10	<1	0.13	<10	0.35	140	3	0.01	37	480	14	2.42	12	1	13
K949072		<10	1	0.12	<10	0.10	104	3	0.01	37	400	20	2.53	17	1	17
K949073		<10	1	0.11	<10	0.04	66	3	0.01	35	430	6	1.23	12	1	16
K949074		<10	2	0.13	<10	0.21	204	2	0.01	40	520	26	3.45	43	1	33
K949355		<10	<1	0.07	<10	0.46	270	3	0.06	16	450	2	0.04	<2	4	30
K949075		<10	4	0.11	<10	0.15	154	2	0.01	36	510	57	1.73	65	1	45
K949076		<10	2	0.10	<10	0.41	584	2	0.01	32	460	40	3.36	61	2	109
K949077		<10	2	0.11	<10	0.07	287	4	0.01	79	550	30	1.00	39	1	27
K949353		<10	<1	0.29	10	0.22	310	3	0.01	64	750	10	3.09	20	2	26
K949078		<10	<1	0.30	30	0.26	513	1	0.03	2	400	9	0.16	<2	2	120
K949079		<10	<1	0.36	30	0.25	482	1	0.05	3	440	13	0.10	<2	2	120
K949080		<10	<1	0.34	30	0.25	427	1	0.05	1	440	29	0.28	<2	2	147
K949081		<10	1	0.35	20	0.36	434	1	0.02	7	540	24	1.30	7	2	110
K949082		<10	<1	0.29	10	0.09	55	5	0.02	63	690	82	1.61	17	1	18
K949083		<10	<1	0.29	<10	0.57	134	4	0.01	49	830	36	5.72	17	3	24
K949084		<10	<1	0.14	<10	0.78	157	4	0.01	50	660	17	5.52	26	2	48
K949356		<10	<1	0.10	<10	0.62	422	6	0.09	31	530	6	0.07	<2	4	41
K949085		<10	<1	0.22	10	0.17	75	3	0.01	42	600	10	1.91	9	1	32
K949086		<10	<1	0.31	10	0.26	68	3	0.01	38	610	7	2.24	10	2	14
K949087		<10	<1	0.18	10	0.16	87	5	0.01	48	660	9	1.47	8	1	24
K949088		<10	<1	0.13	<10	0.28	180	3	0.01	41	540	9	2.31	16	1	36
K949089		<10	<1	0.16	<10	0.73	126	3	0.01	40	550	11	3.88	19	2	17
K949090		<10	<1	0.20	10	0.28	111	4	0.01	50	480	9	2.04	4	1	25
K949091		<10	<1	0.19	<10	0.17	66	5	0.01	53	480	8	1.72	7	1	10
K949092		<10	1	0.29	<10	0.77	122	4	0.01	53	450	13	3.66	18	2	20
K949093		<10	1	0.13	<10	0.30	131	4	0.01	42	510	6	3.06	28	2	37
K949094		<10	1	0.15	<10	0.34	124	4	0.01	40	510	9	3.27	22	2	35
K949095		<10	<1	0.13	<10	0.58	118	3	0.01	35	420	9	2.78	12	2	29
K949096		<10	<1	0.13	<10	0.67	128	4	0.01	32	530	12	2.64	17	2	57
K949097		<10	<1	0.10	<10	0.62	124	3	0.01	33	390	8	2.52	11	2	39
K949098		<10	<1	0.21	10	0.31	96	5	0.01	48	770	7	1.62	10	2	49
K949099		<10	2	0.21	<10	1.67	339	3	0.02	35	690	14	2.58	9	3	100
K949100		<10	<1	0.14	10	0.35	137	4	0.01	43	430	7	1.17	9	2	54
K949101		<10	1	0.12	10	0.14	150	3	0.01	33	1070	4	1.39	9	2	66
K949102		<10	<1	0.23	10	0.14	64	4	0.02	35	790	7	2.00	11	2	28
K949103		<10	<1	0.18	<10	0.27	116	17	0.02	56	620	8	2.11	12	2	56

ALS Minerals

ALS Canada Ltd.
2103 Dollarton Hwy
North Vancouver BC V7H 0A7
Phone: 604 984 0221 Fax: 604 984 0218 www.alsglobal.com

To: GOLDEN PREDATOR CANADA CORP.
C/O PREDATOR MINING GROUP
888 DUNSMUIR STREET, 11TH FLOOR
VANCOUVER BC V6C 3K4

Project: Harlan

CERTIFICATE OF ANALYSIS WH11161845

Sample Description	Method Analyte Units LOR	ME- ICP41 Th ppm 20	ME- ICP41 Ti % 0.01	ME- ICP41 Tl ppm 10	ME- ICP41 U ppm 10	ME- ICP41 V ppm 1	ME- ICP41 W ppm 10	ME- ICP41 Zn ppm 2
K949067		<20	<0.01	<10	<10	18	<10	64
K949068		<20	<0.01	<10	<10	16	<10	81
K949069		<20	0.01	<10	<10	34	<10	294
K949070		<20	<0.01	<10	<10	22	<10	60
K949071		<20	<0.01	<10	<10	16	<10	64
K949072		<20	<0.01	<10	<10	15	<10	40
K949073		<20	<0.01	<10	<10	15	<10	47
K949074		<20	<0.01	<10	<10	19	<10	96
K949355		<20	0.11	<10	<10	44	20	32
K949075		<20	<0.01	<10	<10	15	<10	419
K949076		<20	<0.01	<10	<10	15	<10	88
K949077		<20	<0.01	<10	<10	45	<10	244
K949353		<20	<0.01	<10	<10	43	<10	167
K949078		20	<0.01	<10	<10	2	<10	38
K949079		20	<0.01	<10	<10	2	<10	30
K949080		20	<0.01	<10	<10	2	<10	30
K949081		20	<0.01	<10	<10	3	<10	68
K949082		<20	<0.01	<10	<10	30	<10	64
K949083		<20	0.01	<10	<10	39	<10	130
K949084		<20	<0.01	<10	<10	17	<10	75
K949356		<20	0.13	<10	<10	66	10	50
K949085		<20	<0.01	<10	<10	26	<10	40
K949086		<20	0.01	<10	<10	34	<10	66
K949087		<20	<0.01	<10	<10	22	<10	52
K949088		<20	<0.01	<10	<10	22	<10	63
K949089		<20	<0.01	<10	<10	23	<10	68
K949090		<20	<0.01	<10	<10	25	<10	35
K949091		<20	<0.01	<10	<10	26	<10	18
K949092		<20	0.01	<10	<10	36	<10	314
K949093		<20	<0.01	<10	<10	19	<10	75
K949094		<20	<0.01	<10	<10	22	<10	71
K949095		<20	<0.01	<10	<10	19	<10	73
K949096		<20	<0.01	<10	<10	22	<10	52
K949097		<20	<0.01	<10	<10	20	<10	62
K949098		<20	<0.01	<10	<10	26	<10	66
K949099		<20	0.01	<10	<10	40	<10	1900
K949100		<20	<0.01	<10	<10	25	<10	234
K949101		<20	<0.01	<10	<10	22	<10	93
K949102		<20	<0.01	<10	<10	30	<10	49
K949103		<20	<0.01	<10	<10	23	<10	128

ALS Minerals

ALS Canada Ltd.

2103 Dollarton Hwy
North Vancouver BC V7H 0A7
Phone: 604 984 0221 Fax: 604 984 0218 www.alsglobal.com

To: GOLDEN PREDATOR CANADA CORP.
C/O PREDATOR MINING GROUP
888 DUNSMUIR STREET, 11TH FLOOR
VANCOUVER BC V6C 3K4

Project: Harlan

CERTIFICATE OF ANALYSIS WH11161845

Sample Description	Method Analyte Units LOR	WEI- 21 Recvd Wt. kg 0.02	Au- AA23 Au ppm 0.005	ME- ICP41 Ag ppm 0.2	ME- ICP41 Al % 0.01	ME- ICP41 As ppm 2	ME- ICP41 B ppm 10	ME- ICP41 Ba ppm 10	ME- ICP41 Be ppm 0.5	ME- ICP41 Bi ppm 2	ME- ICP41 Ca % 0.01	ME- ICP41 Cd ppm 0.5	ME- ICP41 Co ppm 1	ME- ICP41 Cr ppm 1	ME- ICP41 Cu ppm 1	ME- ICP41 Fe % 0.01
K949104		0.09	3.95	1.7	0.35	714	<10	30	<0.5	5	2.06	1.8	7	21	77	3.05
K949105		0.09	<0.005	0.5	1.10	2	<10	80	<0.5	<2	0.72	<0.5	8	25	20	1.95
K949106		6.52	0.010	0.5	0.57	78	<10	180	<0.5	4	2.20	1.6	5	27	54	2.12
K949107		6.44	0.007	0.7	0.35	50	<10	190	<0.5	2	1.15	2.9	4	21	46	1.40
K949108		6.21	0.083	0.5	0.44	67	<10	260	0.5	5	0.35	<0.5	7	18	58	1.54
K949109		6.77	0.011	1.3	0.25	175	<10	60	<0.5	10	0.96	9.5	4	17	61	2.40
K949110		5.36	0.111	4.1	0.28	>10000	<10	30	<0.5	181	0.77	1.7	6	32	166	5.89
K949111		6.75	0.103	3.6	0.26	>10000	<10	20	<0.5	164	0.71	1.4	6	20	152	5.57
K949112		6.66	0.049	2.5	0.25	351	<10	70	<0.5	17	0.32	0.8	4	21	80	2.65
K949113		6.20	0.021	0.6	0.21	350	<10	180	<0.5	5	0.29	<0.5	5	29	39	1.31
K949114		7.05	0.039	0.4	0.24	175	<10	180	<0.5	4	0.32	1.1	4	17	34	1.07
K949115		5.19	0.016	0.6	0.35	357	<10	170	<0.5	6	2.49	4.8	3	24	49	2.39
K949116		6.51	0.018	1.5	0.25	317	<10	130	<0.5	16	1.20	8.8	4	19	56	1.99
K949117		7.76	0.016	0.8	0.39	142	<10	140	<0.5	6	0.26	5.8	11	23	69	2.25
K949118		6.73	0.028	1.2	0.52	396	<10	30	0.5	8	0.40	4.5	12	16	99	3.34
K949119		6.60	0.010	1.1	0.66	119	<10	60	0.7	6	0.55	10.6	15	17	106	3.34
K949120		6.87	0.010	0.7	0.77	26	10	100	0.7	3	0.33	7.1	11	18	90	2.68
K949121		6.53	0.018	0.5	1.05	57	10	60	0.7	3	0.60	<0.5	14	22	101	2.98
K949122		6.82	0.011	1.0	0.77	100	<10	110	0.7	9	0.36	12.1	12	13	72	2.24
K949123		7.31	0.010	0.6	0.41	39	<10	200	<0.5	5	0.42	1.6	6	26	46	1.96

ALS Canada Ltd.

2103 Dollarton Hwy
North Vancouver BC V7H 0A7
Phone: 604 984 0221 Fax: 604 984 0218 www.alsglobal.com

To: GOLDEN PREDATOR CANADA CORP.
C/O PREDATOR MINING GROUP
888 DUNSMUIR STREET, 11TH FLOOR
VANCOUVER BC V6C 3K4

Page: 3 - B
Total # Pages: 3 (A - C)
Finalized Date: 1- OCT- 2011
Account: GOPRED

Project: Harlan

CERTIFICATE OF ANALYSIS WH11161845

Sample Description	Method	ME- ICP41	ME- ICP41	ME- ICP41	ME- ICP41	ME- ICP41	ME- ICP41	ME- ICP41	ME- ICP41	ME- ICP41	ME- ICP41	ME- ICP41	ME- ICP41	ME- ICP41	ME- ICP41	ME- ICP41
	Analyte	Ga	Hg	K	La	Mg	Mn	Mo	Na	Ni	P	Pb	S	Sb	Sc	Sr
	Units	ppm	ppm	%	ppm	%	ppm	ppm	%	ppm	ppm	ppm	%	ppm	ppm	ppm
	LOR	10	1	0.01	10	0.01	5	1	0.01	1	10	2	0.01	2	1	1
K949104		<10	5	0.20	<10	0.90	296	26	0.01	70	860	20	2.07	13	3	34
K949105		<10	<1	0.07	<10	0.48	285	3	0.07	17	460	3	0.05	<2	4	32
K949106		<10	1	0.22	10	1.04	344	5	0.02	37	530	9	1.90	9	2	106
K949107		<10	<1	0.14	10	0.52	171	3	0.02	35	490	5	1.21	4	2	61
K949108		<10	<1	0.22	10	0.14	90	5	0.02	47	430	5	1.21	6	2	24
K949109		<10	1	0.11	10	0.66	197	3	0.02	38	500	8	2.17	11	2	80
K949110		<10	2	0.12	<10	0.42	241	6	0.02	34	550	32	5.87	46	2	103
K949111		<10	2	0.11	<10	0.39	229	5	0.02	32	550	27	6.01	45	2	97
K949112		<10	2	0.11	<10	0.11	130	5	0.01	33	510	11	2.74	11	1	53
K949113		<10	1	0.10	10	0.11	110	6	0.01	33	470	4	1.10	5	1	46
K949114		<10	<1	0.11	10	0.13	153	3	0.01	34	390	4	0.95	6	1	45
K949115		<10	1	0.14	10	1.37	595	3	0.02	26	500	12	2.10	11	3	152
K949116		<10	2	0.11	<10	0.64	381	3	0.02	30	390	105	2.00	49	2	136
K949117		<10	<1	0.18	10	0.09	127	11	0.02	66	560	9	2.30	10	1	49
K949118		<10	<1	0.24	10	0.17	112	9	0.02	71	740	10	3.53	14	2	68
K949119		<10	1	0.26	20	0.27	276	8	0.02	71	860	6	2.89	13	3	43
K949120		<10	<1	0.35	20	0.25	99	6	0.02	52	920	6	2.09	9	2	40
K949121		<10	<1	0.32	10	0.54	170	7	0.02	64	880	4	2.18	8	4	73
K949122		<10	1	0.31	20	0.29	93	3	0.02	57	560	7	2.10	13	2	42
K949123		<10	<1	0.15	10	0.23	132	9	0.02	51	470	9	1.39	7	1	40

CERTIFICATE OF ANALYSIS WH11161845

Sample Description	Method Analyte Units LOR	ME- ICP41 Th ppm 20	ME- ICP41 Ti % 0.01	ME- ICP41 Tl ppm 10	ME- ICP41 U ppm 10	ME- ICP41 V ppm 1	ME- ICP41 W ppm 10	ME- ICP41 Zn ppm 2
K949104		<20	<0.01	<10	<10	65	<10	147
K949105		<20	0.12	<10	<10	47	20	34
K949106		<20	0.01	<10	<10	43	<10	158
K949107		<20	<0.01	<10	<10	27	<10	263
K949108		<20	<0.01	<10	<10	24	<10	33
K949109		<20	<0.01	<10	<10	22	<10	781
K949110		<20	<0.01	<10	<10	18	<10	157
K949111		<20	<0.01	<10	<10	17	<10	135
K949112		<20	<0.01	<10	<10	15	<10	48
K949113		<20	<0.01	<10	<10	13	<10	50
K949114		<20	<0.01	<10	<10	15	<10	61
K949115		<20	<0.01	<10	<10	26	<10	495
K949116		<20	<0.01	<10	<10	16	<10	889
K949117		<20	<0.01	<10	<10	23	<10	409
K949118		<20	<0.01	<10	<10	33	<10	432
K949119		<20	<0.01	<10	<10	48	<10	1045
K949120		<20	0.01	<10	<10	49	<10	646
K949121		<20	0.01	<10	<10	86	<10	48
K949122		<20	<0.01	<10	<10	40	<10	1065
K949123		<20	<0.01	<10	<10	23	<10	150

ALS Canada Ltd.

2103 Dollarton Hwy
North Vancouver BC V7H 0A7
Phone: 604 984 0221 Fax: 604 984 0218 www.alsglobal.com

To: GOLDEN PREDATOR CANADA CORP.
C/O PREDATOR MINING GROUP
888 DUNSMUIR STREET, 11TH FLOOR
VANCOUVER BC V6C 3K4

Page: 1
Finalized Date: 1- DEC- 2011
This copy reported on
9- MAR- 2012
Account: GOPRED

CERTIFICATE WH11235213

Project: Harlan
P.O. No.: HAR- 2011- JC- 1882
This report is for 64 Drill Core samples submitted to our lab in Whitehorse, YT, Canada on 13- SEP- 2011.

The following have access to data associated with this certificate:

MIKE BURKE	ANDREW CALDWELL	JEFF CARY
JACK COTE	MIKE MASLOWSKI	BRUCE OTTO

SAMPLE PREPARATION

ALS CODE	DESCRIPTION
FND- 02	Find Sample for Addn Analysis

ANALYTICAL PROCEDURES

ALS CODE	DESCRIPTION	INSTRUMENT
ME- ICP41	35 Element Aqua Regia ICP- AES	ICP- AES

To: GOLDEN PREDATOR CANADA CORP.
ATTN: JEFF CARY
C/O PREDATOR MINING GROUP
888 DUNSMUIR STREET, 11TH FLOOR
VANCOUVER BC V6C 3K4

This is the Final Report and supersedes any preliminary report with this certificate number. Results apply to samples as submitted. All pages of this report have been checked and approved for release.

Signature:
Colin Ramshaw, Vancouver Laboratory Manager

Project: Harlan

CERTIFICATE OF ANALYSIS WH11235213

Sample Description	Method	ME-ICP41	ME-ICP41	ME-ICP41	ME-ICP41	ME-ICP41	ME-ICP41	ME-ICP41	ME-ICP41	ME-ICP41	ME-ICP41	ME-ICP41	ME-ICP41	ME-ICP41	ME-ICP41	ME-ICP41
	Analyte	Ag	Al	As	B	Ba	Be	Bi	Ca	Cd	Co	Cr	Cu	Fe	Ga	Hg
	Units	ppm	%	ppm	ppm	ppm	ppm	ppm	%	ppm	ppm	ppm	ppm	%	ppm	ppm
	LOR	0.2	0.01	2	10	10	0.5	2	0.01	0.5	1	1	1	0.01	10	1
K964309		1.4	0.22	433	<10	60	<0.5	8	0.43	0.8	5	16	191	3.46	<10	4
K964310		0.8	0.27	419	<10	120	<0.5	4	0.42	0.8	2	13	129	2.45	<10	2
K964311		2.6	0.29	5160	<10	70	<0.5	80	0.41	1.5	6	16	115	3.39	<10	5
K964312		9.7	0.41	9120	<10	90	<0.5	333	0.28	11.6	8	12	88	2.25	<10	14
K964313		27.0	0.32	>10000	<10	40	<0.5	748	0.40	1.9	16	12	82	4.81	<10	16
K964314		1.7	0.31	513	<10	80	<0.5	18	0.46	1.6	4	15	124	2.26	<10	5
K964315		0.9	0.41	591	<10	50	<0.5	10	0.54	1.2	9	11	100	3.32	<10	4
K964316		3.5	0.51	613	<10	50	<0.5	7	0.42	3.1	6	11	148	2.70	<10	6
K964317		2.7	0.28	437	<10	130	<0.5	6	0.48	<0.5	4	15	92	2.43	<10	4
K964318		0.4	0.25	266	10	180	<0.5	3	0.54	0.6	3	11	44	1.52	<10	1
K964319		1.3	0.30	409	10	180	<0.5	8	0.64	1.3	5	11	89	1.69	<10	3
K964320		0.9	0.25	437	10	200	<0.5	4	0.59	2.0	4	14	63	1.65	<10	2
K964321		1.4	0.23	552	<10	150	<0.5	4	0.74	0.5	4	13	92	2.01	<10	3
K964322		2.1	0.29	376	20	70	<0.5	4	0.63	0.8	5	11	98	2.31	<10	2
K949360		0.5	1.28	10	<10	110	<0.5	<2	0.86	<0.5	9	42	45	2.76	<10	<1
K964324		1.2	0.38	565	20	140	0.5	3	1.10	<0.5	5	7	79	2.60	<10	3
K964325		0.2	0.40	105	20	370	0.8	<2	1.80	<0.5	3	2	2	1.69	<10	<1
K964326		0.3	0.40	13	20	190	0.9	<2	1.75	<0.5	3	2	2	1.70	<10	<1
K964327		0.4	0.36	4	20	150	0.8	<2	1.74	<0.5	3	2	2	1.66	<10	<1
K964328		0.2	0.39	14	20	240	0.9	<2	1.77	<0.5	2	2	1	1.63	<10	<1
K964329		0.4	0.42	83	20	530	0.7	2	1.68	<0.5	3	5	10	1.33	<10	<1
K964330		0.6	0.45	130	10	310	0.6	2	1.11	<0.5	1	11	27	1.02	<10	<1
K964331		1.4	0.43	1040	10	190	0.5	5	0.84	0.5	4	10	68	1.57	<10	<1
K964332		2.5	0.38	1575	10	50	<0.5	11	0.90	7.7	13	8	143	3.97	<10	3
K964333		1.4	0.24	211	10	160	<0.5	5	0.84	<0.5	4	15	56	1.88	<10	<1
K964334		1.1	0.25	395	10	70	<0.5	5	0.72	<0.5	8	12	133	3.90	<10	1
K964335		0.3	1.09	6	<10	70	<0.5	<2	0.68	<0.5	7	24	20	1.89	<10	<1
K964336		1.2	0.22	322	<10	110	<0.5	6	0.58	<0.5	5	12	134	3.02	<10	2
K964337		3.6	0.46	840	10	80	0.5	40	0.44	0.6	10	9	153	2.85	<10	1
K964338		0.9	0.37	257	10	120	<0.5	10	0.51	<0.5	10	10	108	2.55	<10	<1
K964339		0.4	0.20	136	<10	200	<0.5	<2	0.29	1.8	3	11	37	0.84	<10	<1
K964340		1.9	0.22	291	10	130	<0.5	5	0.80	0.5	4	12	119	1.99	<10	1
K964341		1.9	0.23	441	10	70	<0.5	5	0.76	<0.5	7	20	165	3.85	<10	1
K964342		1.0	0.26	315	10	80	<0.5	3	0.75	0.5	6	12	165	3.40	<10	1
K964343		0.8	0.23	354	<10	140	<0.5	4	0.47	0.7	5	13	97	2.12	<10	<1
K964344		0.7	0.23	598	<10	160	<0.5	4	0.59	2.0	4	17	65	1.49	<10	<1
K964345		1.0	0.22	265	<10	120	<0.5	3	0.52	1.3	4	16	116	2.30	<10	1
K964346		0.5	0.23	575	10	130	<0.5	2	0.63	<0.5	5	20	118	2.69	<10	<1
K964347		0.7	0.25	225	<10	150	<0.5	4	0.62	<0.5	4	9	66	1.37	<10	<1
K964348		0.8	0.24	530	10	140	<0.5	5	0.65	1.4	9	13	80	1.98	<10	<1

CERTIFICATE OF ANALYSIS WH11235213

Sample Description	Method Analyte Units LOR	ME- ICP41 K % 0.01	ME- ICP41 La ppm 10	ME- ICP41 Mg % 0.01	ME- ICP41 Mn ppm 5	ME- ICP41 Mo ppm 1	ME- ICP41 Na % 0.01	ME- ICP41 Ni ppm 1	ME- ICP41 P ppm 10	ME- ICP41 Pb ppm 2	ME- ICP41 S % 0.01	ME- ICP41 Sb ppm 2	ME- ICP41 Sc ppm 1	ME- ICP41 Sr ppm 1	ME- ICP41 Th ppm 20	ME- ICP41 Ti % 0.01
K964309		0.12	<10	0.63	328	2	<0.01	33	330	18	3.43	29	2	32	<20	<0.01
K964310		0.14	<10	0.46	415	1	<0.01	33	350	15	2.34	19	2	33	<20	<0.01
K964311		0.14	<10	0.44	542	3	<0.01	41	310	68	3.19	46	2	33	<20	<0.01
K964312		0.20	10	0.07	139	9	<0.01	54	920	326	1.99	193	1	31	<20	<0.01
K964313		0.15	<10	0.43	532	1	<0.01	46	460	369	4.68	213	2	38	<20	<0.01
K964314		0.16	<10	0.26	441	8	<0.01	70	530	34	2.23	36	1	53	<20	<0.01
K964315		0.21	10	0.32	650	2	<0.01	51	640	16	3.36	20	2	50	<20	<0.01
K964316		0.27	10	0.27	342	9	<0.01	53	790	21	2.75	37	2	47	<20	<0.01
K964317		0.14	<10	0.23	378	7	<0.01	43	580	8	2.38	21	1	63	<20	<0.01
K964318		0.12	<10	0.20	592	5	<0.01	41	480	6	1.39	7	1	46	<20	<0.01
K964319		0.15	<10	0.23	626	2	<0.01	42	750	15	1.59	18	1	56	<20	<0.01
K964320		0.12	<10	0.35	367	5	<0.01	41	330	9	1.49	15	1	73	<20	<0.01
K964321		0.12	<10	0.34	173	2	<0.01	34	510	11	1.92	22	1	91	<20	<0.01
K964322		0.14	<10	0.31	183	2	0.01	32	500	14	2.22	21	1	102	<20	<0.01
K949360		0.09	<10	0.59	418	7	0.09	30	520	7	0.07	<2	4	40	<20	0.12
K964324		0.25	10	0.37	434	2	0.01	21	500	9	2.30	15	2	116	<20	<0.01
K964325		0.30	30	0.25	507	1	0.03	<1	420	12	0.19	<2	2	156	20	<0.01
K964326		0.30	30	0.24	470	1	0.04	<1	420	18	0.09	<2	2	155	20	<0.01
K964327		0.28	30	0.23	450	1	0.03	<1	420	35	0.10	<2	1	153	20	<0.01
K964328		0.29	30	0.24	412	1	0.04	<1	410	22	0.15	<2	2	142	20	<0.01
K964329		0.26	20	0.25	262	3	0.03	16	490	10	0.45	<2	2	157	<20	<0.01
K964330		0.24	10	0.32	120	5	0.01	46	1000	13	0.89	6	2	103	<20	<0.01
K964331		0.24	10	0.46	125	3	0.01	46	640	30	1.45	7	3	111	<20	<0.01
K964332		0.21	<10	0.44	211	6	0.01	52	710	51	4.30	13	3	163	<20	<0.01
K964333		0.11	<10	0.39	167	10	0.01	42	510	17	1.81	9	1	133	<20	<0.01
K964334		0.12	<10	0.58	214	8	0.01	42	540	8	4.12	11	2	89	<20	<0.01
K964335		0.07	<10	0.46	283	3	0.07	16	450	2	0.05	<2	4	31	<20	0.11
K964336		0.11	<10	0.52	181	2	0.01	32	510	13	2.97	16	2	68	<20	<0.01
K964337		0.24	10	0.27	117	3	0.01	61	1170	67	2.82	49	3	53	<20	<0.01
K964338		0.20	10	0.21	160	7	0.01	62	770	25	2.37	12	2	51	<20	<0.01
K964339		0.10	<10	0.11	165	2	0.01	41	340	12	0.69	5	1	29	<20	<0.01
K964340		0.10	<10	0.36	459	2	0.01	31	490	15	1.90	24	2	85	<20	<0.01
K964341		0.11	<10	0.77	314	2	0.01	29	550	13	4.05	24	2	89	<20	<0.01
K964342		0.12	<10	0.75	390	2	0.01	36	630	13	3.35	15	2	83	<20	<0.01
K964343		0.11	<10	0.39	224	4	0.01	37	490	14	1.96	5	1	45	<20	<0.01
K964344		0.11	<10	0.28	236	3	0.01	38	350	18	1.30	11	1	64	<20	<0.01
K964345		0.11	<10	0.41	219	5	0.01	32	400	17	2.22	16	1	61	<20	<0.01
K964346		0.10	<10	0.39	209	6	0.01	36	370	13	2.29	7	1	52	<20	<0.01
K964347		0.13	<10	0.26	269	4	0.01	33	440	13	1.28	6	1	56	<20	<0.01
K964348		0.12	<10	0.28	236	2	0.01	39	440	16	1.79	6	1	63	<20	<0.01

To: GOLDEN PREDATOR CANADA CORP.
C/O PREDATOR MINING GROUP
888 DUNSMUIR STREET, 11TH FLOOR
VANCOUVER BC V6C 3K4

Project: Harlan

CERTIFICATE OF ANALYSIS WH11235213

Sample Description	Method	ME- ICP41	ME- ICP41	ME- ICP41	ME- ICP41	ME- ICP41
	Analyte	Tl	U	V	W	Zn
	Units	ppm	ppm	ppm	ppm	ppm
	LOR	10	10	1	10	2
K964309		<10	<10	19	<10	85
K964310		<10	<10	18	<10	83
K964311		<10	<10	23	<10	124
K964312		<10	<10	23	<10	841
K964313		<10	<10	23	<10	87
K964314		<10	<10	20	<10	127
K964315		<10	<10	25	<10	114
K964316		<10	<10	31	<10	261
K964317		<10	<10	18	<10	31
K964318		<10	<10	16	<10	87
K964319		<10	<10	16	<10	142
K964320		<10	<10	16	<10	169
K964321		<10	<10	14	<10	63
K964322		<10	<10	16	<10	68
K949360		<10	<10	63	20	49
K964324		<10	<10	9	<10	39
K964325		<10	<10	1	<10	23
K964326		<10	<10	2	<10	34
K964327		<10	<10	1	<10	46
K964328		<10	<10	1	<10	35
K964329		<10	<10	11	<10	27
K964330		<10	<10	29	<10	42
K964331		<10	<10	28	<10	49
K964332		<10	<10	22	<10	739
K964333		<10	<10	16	<10	35
K964334		<10	<10	19	<10	16
K964335		<10	<10	45	20	33
K964336		<10	<10	14	<10	44
K964337		<10	<10	29	<10	41
K964338		<10	<10	21	<10	35
K964339		<10	<10	11	<10	142
K964340		<10	<10	13	<10	39
K964341		<10	<10	15	<10	51
K964342		<10	<10	17	<10	52
K964343		<10	<10	14	<10	64
K964344		<10	<10	13	<10	193
K964345		<10	<10	13	<10	117
K964346		<10	<10	13	<10	49
K964347		<10	<10	14	<10	41
K964348		<10	<10	13	<10	130

ALS Canada Ltd.

2103 Dollarton Hwy
North Vancouver BC V7H 0A7
Phone: 604 984 0221 Fax: 604 984 0218 www.alsglobal.com

To: GOLDEN PREDATOR CANADA CORP.
C/O PREDATOR MINING GROUP
888 DUNSMUIR STREET, 11TH FLOOR
VANCOUVER BC V6C 3K4

Finalized Date: 1- DEC- 2011
Account: GOPRED

Project: Harlan

CERTIFICATE OF ANALYSIS WH11235213

Sample Description	Method Analyte Units LOR	ME- ICP41 Ag ppm 0.2	ME- ICP41 Al % 0.01	ME- ICP41 As ppm 2	ME- ICP41 B ppm 10	ME- ICP41 Ba ppm 10	ME- ICP41 Be ppm 0.5	ME- ICP41 Bi ppm 2	ME- ICP41 Ca % 0.01	ME- ICP41 Cd ppm 0.5	ME- ICP41 Co ppm 1	ME- ICP41 Cr ppm 1	ME- ICP41 Cu ppm 1	ME- ICP41 Fe % 0.01	ME- ICP41 Ga ppm 10	ME- ICP41 Hg ppm 1
K964349		0.8	0.23	276	10	130	<0.5	4	0.66	1.2	6	17	80	1.96	<10	<1
K964350		0.9	0.26	408	10	130	<0.5	3	0.69	0.5	4	17	81	1.95	<10	<1
K964151		1.3	0.22	283	<10	160	<0.5	2	0.36	1.0	4	13	54	1.61	<10	<1
K964152		1.0	0.45	519	10	90	<0.5	6	0.67	1.4	7	10	92	2.79	<10	<1
K964153		0.7	0.23	1440	10	110	<0.5	4	0.59	0.5	7	14	89	2.65	<10	<1
K964154		0.9	0.30	987	<10	70	<0.5	5	0.46	0.8	10	17	194	4.70	<10	<1
K964155		0.5	0.24	167	<10	150	<0.5	3	0.37	<0.5	6	13	57	1.49	<10	<1
K964156		1.1	0.23	415	<10	150	<0.5	4	0.67	1.1	5	12	70	2.42	<10	1
K964157		1.4	0.20	291	10	110	<0.5	6	0.77	0.9	4	14	94	2.62	<10	<1
K964158		1.3	0.22	290	<10	70	<0.5	5	0.68	0.6	6	14	104	3.17	<10	1
K964159		1.0	0.24	243	<10	40	<0.5	7	0.68	0.6	6	13	136	3.26	<10	1
K964160		0.3	0.20	203	<10	160	<0.5	2	0.42	0.6	4	15	34	1.02	<10	<1
K964161		0.7	0.36	237	10	120	<0.5	8	0.50	0.7	7	13	77	1.96	<10	<1
K964162		0.6	1.24	10	<10	120	<0.5	<2	0.84	<0.5	9	43	44	2.75	10	<1
K964163		3.7	0.24	510	<10	60	<0.5	5	0.52	1.9	5	12	191	4.67	<10	1
K964164		4.0	0.19	450	<10	40	<0.5	5	0.77	1.3	5	14	219	4.91	<10	1
K964165		3.6	0.17	1200	<10	50	<0.5	13	0.73	0.5	8	16	201	5.22	<10	2
K964166		1.1	0.28	456	10	90	<0.5	8	0.89	0.7	9	13	152	3.17	<10	1
K964167		0.5	0.18	129	<10	230	<0.5	3	0.27	<0.5	4	16	32	0.91	<10	<1
K964168		1.8	0.21	438	<10	40	<0.5	8	0.50	1.3	4	16	101	2.52	<10	1
K964169		0.8	0.37	484	10	40	<0.5	8	0.78	0.8	5	12	107	2.79	<10	<1
K964170		2.9	0.51	>10000	<10	30	<0.5	84	0.58	1.6	39	11	86	4.48	<10	1
K964171		0.5	0.21	160	<10	180	<0.5	3	0.24	0.5	4	15	55	1.39	<10	<1
K964172		1.0	0.45	3200	<10	30	<0.5	10	0.25	1.6	11	10	254	5.88	<10	<1

ALS Canada Ltd.

2103 Dollarton Hwy
North Vancouver BC V7H 0A7
Phone: 604 984 0221 Fax: 604 984 0218 www.alsglobal.com

To: GOLDEN PREDATOR CANADA CORP.
C/O PREDATOR MINING GROUP
888 DUNSMUIR STREET, 11TH FLOOR
VANCOUVER BC V6C 3K4

Project: Harlan

CERTIFICATE OF ANALYSIS WH11235213

Sample Description	Method	ME- ICP41	ME- ICP41	ME- ICP41	ME- ICP41	ME- ICP41	ME- ICP41	ME- ICP41	ME- ICP41	ME- ICP41	ME- ICP41	ME- ICP41	ME- ICP41	ME- ICP41	ME- ICP41	ME- ICP41
	Analyte	K	La	Mg	Mn	Mo	Na	Ni	P	Pb	S	Sb	Sc	Sr	Th	Ti
	Units	%	ppm	%	ppm	ppm	%	ppm	ppm	ppm	%	ppm	ppm	ppm	ppm	%
	LOR	0.01	10	0.01	5	1	0.01	1	10	2	0.01	2	1	1	20	0.01
K964349		0.10	<10	0.28	212	3	0.01	37	480	14	1.77	6	2	66	<20	<0.01
K964350		0.11	<10	0.30	232	2	0.01	35	550	17	1.82	6	2	70	<20	<0.01
K964151		0.10	<10	0.15	168	1	0.01	27	390	10	1.49	16	1	43	<20	<0.01
K964152		0.17	10	0.29	352	5	0.01	61	750	22	2.71	20	2	88	<20	<0.01
K964153		0.11	<10	0.29	105	7	0.01	39	610	12	2.22	6	2	53	<20	<0.01
K964154		0.13	<10	0.47	179	8	0.01	50	690	16	4.15	8	2	45	<20	<0.01
K964155		0.11	10	0.13	91	6	0.01	39	480	10	1.22	5	1	28	<20	<0.01
K964156		0.10	<10	0.31	422	3	0.01	34	300	14	2.29	8	1	61	<20	<0.01
K964157		0.09	<10	0.34	535	3	0.01	29	400	20	2.64	12	1	73	<20	<0.01
K964158		0.10	<10	0.45	312	2	<0.01	31	380	17	3.11	14	2	58	<20	<0.01
K964159		0.11	<10	0.49	270	4	<0.01	40	450	20	3.36	10	2	56	<20	<0.01
K964160		0.10	<10	0.14	73	2	<0.01	33	470	9	0.74	5	1	28	<20	<0.01
K964161		0.18	10	0.18	97	4	<0.01	52	630	12	1.79	6	1	36	<20	<0.01
K964162		0.09	<10	0.58	398	6	0.07	30	530	5	0.06	3	4	40	<20	0.12
K964163		0.12	<10	0.49	257	3	<0.01	31	510	32	4.56	62	2	56	<20	<0.01
K964164		0.10	<10	0.57	268	1	<0.01	29	360	22	5.15	69	2	70	<20	<0.01
K964165		0.09	<10	0.84	492	1	<0.01	23	390	42	5.70	48	2	81	<20	<0.01
K964166		0.14	<10	0.58	250	2	<0.01	34	730	14	2.99	13	2	85	<20	<0.01
K964167		0.09	<10	0.12	86	1	<0.01	26	320	5	0.70	6	1	33	<20	<0.01
K964168		0.10	<10	0.28	248	1	<0.01	29	220	18	2.47	22	1	53	<20	<0.01
K964169		0.18	<10	0.39	220	3	<0.01	37	600	19	2.68	12	2	66	<20	<0.01
K964170		0.18	<10	0.28	175	4	<0.01	58	630	192	3.58	51	2	44	<20	<0.01
K964171		0.12	<10	0.08	70	4	0.02	41	430	9	1.33	11	1	26	<20	<0.01
K964172		0.23	<10	0.56	147	4	<0.01	38	800	16	4.71	15	2	22	<20	<0.01

To: GOLDEN PREDATOR CANADA CORP.
C/O PREDATOR MINING GROUP
888 DUNSMUIR STREET, 11TH FLOOR
VANCOUVER BC V6C 3K4

Project: Harlan

CERTIFICATE OF ANALYSIS WH11235213

Sample Description	Method Analyte Units LOR	ME- ICP41 Tl ppm 10	ME- ICP41 U ppm 10	ME- ICP41 V ppm 1	ME- ICP41 W ppm 10	ME- ICP41 Zn ppm 2
K964349		<10	<10	13	<10	124
K964350		<10	<10	15	<10	57
K964151		<10	<10	12	<10	96
K964152		<10	<10	22	<10	125
K964153		<10	<10	14	<10	48
K964154		<10	<10	18	<10	84
K964155		<10	<10	12	<10	42
K964156		<10	<10	11	<10	70
K964157		<10	<10	11	<10	86
K964158		<10	<10	12	<10	67
K964159		<10	<10	14	<10	63
K964160		<10	<10	10	<10	60
K964161		<10	<10	17	<10	66
K964162		<10	<10	63	10	49
K964163		<10	<10	14	<10	204
K964164		<10	<10	14	<10	112
K964165		<10	<10	12	<10	37
K964166		<10	<10	17	<10	70
K964167		<10	<10	10	<10	37
K964168		<10	<10	15	<10	61
K964169		<10	<10	18	<10	96
K964170		<10	<10	24	<10	189
K964171		<10	<10	11	<10	47
K964172		<10	<10	24	<10	108

ALS Canada Ltd.
2103 Dollarton Hwy
North Vancouver BC V7H 0A7
Phone: 604 984 0221 Fax: 604 984 0218 www.alsglobal.com

To: GOLDEN PREDATOR CANADA CORP.
C/O PREDATOR MINING GROUP
888 DUNSMUIR STREET, 11TH FLOOR
VANCOUVER BC V6C 3K4

Page: 1
Finalized Date: 23- NOV- 2011
This copy reported on
9- MAR- 2012
Account: GOPRED

CERTIFICATE WH11204323

Project: Harlan
P.O. No.: HAR- 2011- JC- 1907
This report is for 75 Drill Core samples submitted to our lab in Whitehorse, YT, Canada on 22- SEP- 2011.

The following have access to data associated with this certificate:

MIKE BURKE JACK COTE	ANDREW CALDWELL MIKE MASLOWSKI	JEFF CARY BRUCE OTTO

SAMPLE PREPARATION

ALS CODE	DESCRIPTION
WEI- 21	Received Sample Weight
LOG- 21	Sample logging - ClientBarCode
CRU- QC	Crushing QC Test
PUL- QC	Pulverizing QC Test
CRU- 31	Fine crushing - 70% <2mm
SPL- 21	Split sample - riffle splitter
PUL- 31	Pulverize split to 85% <75 um
LOG- 23	Pulp Login - Rcvd with Barcode

ANALYTICAL PROCEDURES

ALS CODE	DESCRIPTION	INSTRUMENT
Au- AA23	Au 30g FA- AA finish	AAS
Au- GRA21	Au 30g FA- GRAV finish	WST- SIM
ME- ICP41	35 Element Aqua Regia ICP- AES	ICP- AES
ME- OG46	Ore Grade Elements - AquaRegia	ICP- AES
Zn- OG46	Ore Grade Zn - Aqua Regia	VARIABLE

To: GOLDEN PREDATOR CANADA CORP.
ATTN: JEFF CARY
C/O PREDATOR MINING GROUP
888 DUNSMUIR STREET, 11TH FLOOR
VANCOUVER BC V6C 3K4

This is the Final Report and supersedes any preliminary report with this certificate number. Results apply to samples as submitted. All pages of this report have been checked and approved for release.

Signature:
Colin Ramshaw, Vancouver Laboratory Manager

ALS Canada Ltd.

2103 Dollarton Hwy
North Vancouver BC V7H 0A7
Phone: 604 984 0221 Fax: 604 984 0218 www.alsglobal.com

To: GOLDEN PREDATOR CANADA CORP.
C/O PREDATOR MINING GROUP
888 DUNSMUIR STREET, 11TH FLOOR
VANCOUVER BC V6C 3K4

Project: Harlan

CERTIFICATE OF ANALYSIS WH11204323

Sample Description / Method / Analyte / Units / LOR	WEI- 21 Recvd Wt. kg 0.02	Au- AA23 Au ppm 0.005	Au- GRA21 Au ppm 0.05	ME- ICP41 Ag ppm 0.2	ME- ICP41 Al % 0.01	ME- ICP41 As ppm 2	ME- ICP41 B ppm 10	ME- ICP41 Ba ppm 10	ME- ICP41 Be ppm 0.5	ME- ICP41 Bi ppm 2	ME- ICP41 Ca % 0.01	ME- ICP41 Cd ppm 0.5	ME- ICP41 Co ppm 1	ME- ICP41 Cr ppm 1	ME- ICP41 Cu ppm 1
K962860	0.10	<0.005		0.5	1.02	3	<10	60	<0.5	<2	0.65	<0.5	7	24	22
K962861	4.92	0.213		7.3	0.33	832	<10	560	<0.5	18	0.01	0.5	1	17	7
K962862	5.68	0.275		6.8	0.19	251	<10	540	<0.5	5	0.01	<0.5	<1	18	5
K962863	6.45	0.418		6.9	0.30	244	<10	610	<0.5	5	0.01	<0.5	<1	22	5
K962864	5.64	0.558		3.5	0.27	179	<10	530	<0.5	2	<0.01	<0.5	<1	17	8
K962865	5.24	0.294		2.3	0.28	101	<10	410	<0.5	<2	<0.01	<0.5	<1	21	14
K962866	5.89	0.091		4.5	0.31	122	<10	460	<0.5	6	<0.01	<0.5	<1	16	11
K962867	8.21	0.381		14.9	0.09	190	<10	130	<0.5	34	<0.01	<0.5	1	20	56
K962868	4.30	1.415		13.2	0.07	1115	<10	120	<0.5	7	0.01	<0.5	1	15	38
K962878	6.91	0.163		4.5	0.21	308	<10	190	<0.5	<2	<0.01	<0.5	1	22	17
K962879	8.45	0.151		3.1	0.20	503	<10	220	<0.5	<2	0.01	<0.5	1	20	14
K962880	6.94	0.155		4.2	0.21	1135	<10	260	<0.5	<2	0.01	<0.5	1	18	19
K962881	5.99	0.243		4.6	0.16	475	<10	210	<0.5	<2	<0.01	<0.5	2	16	29
K962882	6.98	0.195		3.6	0.21	426	<10	240	<0.5	<2	<0.01	<0.5	2	18	31
K962883	7.16	0.184		3.5	0.18	629	<10	200	<0.5	<2	<0.01	<0.5	2	18	25
K962884	4.85	0.143		5.7	0.18	1615	<10	410	<0.5	2	<0.01	<0.5	<1	15	14
K962885	6.06	0.139		4.3	0.23	726	<10	140	<0.5	<2	<0.01	<0.5	1	18	21
K962886	2.10	1.265		9.2	0.22	2090	<10	130	<0.5	2	0.01	<0.5	1	23	27
K962893	7.22	0.058		1.5	0.22	355	<10	100	<0.5	<2	0.01	0.7	3	22	105
K962894	6.76	0.048		0.8	0.26	682	<10	80	<0.5	<2	0.08	0.7	3	28	154
K962895	5.75	0.031		0.9	0.22	510	<10	80	<0.5	<2	0.10	<0.5	3	22	79
K962896	4.14	0.158		1.2	0.25	315	<10	130	<0.5	<2	0.01	<0.5	3	25	140
K962897	6.81	0.110		3.3	0.22	518	<10	110	<0.5	6	0.02	0.5	3	23	396
K962898	6.82	0.053		0.8	0.33	396	<10	160	<0.5	<2	0.50	0.6	3	30	97
K962899	4.84	0.015		0.5	0.34	1500	<10	110	0.6	<2	0.48	<0.5	3	37	465
K962900	5.78	0.012		2.5	0.89	465	<10	80	1.7	<2	1.30	2.6	4	62	129
K962301	0.10	<0.005		0.4	1.03	3	<10	60	<0.5	<2	0.64	<0.5	6	24	20
K962302	5.15	0.022		1.0	0.55	1030	10	30	1.1	3	0.62	2.3	6	35	291
K962303	7.64	0.032		0.8	0.40	419	<10	30	0.5	<2	0.02	1.2	8	37	1165
K962304	4.37	0.032		0.7	0.31	718	<10	40	<0.5	<2	0.01	0.5	6	24	845
K962317	3.80	>10.0	15.80	5.9	0.46	2090	<10	20	0.5	13	0.67	12.0	5	29	144
K962318	5.51	1.415		3.6	0.35	694	<10	40	<0.5	5	0.79	1.3	3	24	107
K962319	4.83	0.263		2.6	0.33	294	<10	140	<0.5	2	0.90	2.6	2	27	60
K962320	5.33	0.039		1.8	0.29	222	<10	140	<0.5	2	0.97	1.4	2	27	42
K962321	4.12	0.139		1.9	0.19	347	<10	10	<0.5	5	0.36	148.5	4	18	210
K962322	4.44	0.155		1.3	0.30	465	<10	10	<0.5	2	0.58	42.2	5	25	128
K962326	6.18	0.031		1.5	0.43	446	<10	50	<0.5	<2	0.24	1.4	5	31	72
K962327	5.51	0.014		0.9	1.54	640	<10	40	1.3	2	1.40	1.5	6	68	149
K962328	5.82	0.088		1.5	0.26	461	<10	90	<0.5	2	0.15	4.9	5	24	81
K962332	3.67	<0.005		0.4	0.24	292	<10	120	<0.5	<2	0.51	0.5	4	22	43

Project: Harlan

CERTIFICATE OF ANALYSIS WH11204323

Sample Description	Method Analyte Units LOR	ME- ICP41 Fe % 0.01	ME- ICP41 Ga ppm 10	ME- ICP41 Hg ppm 1	ME- ICP41 K % 0.01	ME- ICP41 La ppm 10	ME- ICP41 Mg % 0.01	ME- ICP41 Mn ppm 5	ME- ICP41 Mo ppm 1	ME- ICP41 Na % 0.01	ME- ICP41 Ni ppm 1	ME- ICP41 P ppm 10	ME- ICP41 Pb ppm 2	ME- ICP41 S % 0.01	ME- ICP41 Sb ppm 2	ME- ICP41 Sc ppm 1
K962860		1.82	<10	<1	0.07	<10	0.43	278	3	0.06	17	460	2	0.04	<2	4
K962861		0.60	<10	10	0.20	10	0.02	24	4	0.01	<1	120	239	0.08	317	1
K962862		0.54	<10	8	0.11	10	0.01	23	3	0.01	<1	80	102	0.07	174	1
K962863		0.55	<10	9	0.18	10	0.01	21	3	0.01	<1	100	138	0.08	220	1
K962864		0.41	<10	6	0.17	10	0.01	16	3	0.01	1	70	67	0.12	67	1
K962865		0.45	<10	6	0.16	10	0.01	23	4	0.01	4	40	36	0.18	46	1
K962866		0.51	<10	9	0.19	10	0.01	18	6	0.01	3	50	40	0.23	63	1
K962867		0.95	<10	9	0.05	<10	0.01	38	4	0.01	23	20	60	0.69	149	<1
K962868		0.61	<10	17	0.04	<10	<0.01	31	2	0.01	7	60	28	0.25	77	1
K962878		0.56	<10	10	0.13	10	0.01	32	3	0.01	2	80	38	0.18	66	1
K962879		0.69	<10	6	0.13	<10	0.01	36	3	0.01	4	100	47	0.27	40	1
K962880		1.13	<10	7	0.16	<10	0.02	44	3	0.01	8	170	58	0.55	35	2
K962881		0.83	<10	4	0.11	<10	0.01	30	2	0.01	10	80	55	0.53	26	1
K962882		1.00	<10	4	0.12	10	0.01	34	2	0.01	15	60	21	0.69	16	1
K962883		1.01	<10	3	0.12	<10	0.01	35	2	0.01	9	120	41	0.64	21	1
K962884		1.68	<10	5	0.26	<10	0.01	39	10	0.01	2	650	230	0.60	113	4
K962885		1.91	<10	11	0.12	<10	0.02	33	4	0.01	18	220	36	1.73	50	2
K962886		2.67	<10	15	0.19	<10	0.02	46	8	0.01	14	850	85	1.95	80	4
K962893		2.44	<10	3	0.11	<10	0.01	28	2	0.01	57	70	31	2.51	22	1
K962894		3.41	<10	1	0.10	<10	0.02	48	2	0.01	54	300	30	3.36	20	2
K962895		3.24	<10	3	0.10	<10	0.01	39	4	0.01	57	340	26	3.32	12	1
K962896		2.26	<10	3	0.14	10	0.02	40	4	0.01	49	110	73	2.12	29	2
K962897		2.58	<10	6	0.12	<10	0.01	30	6	0.01	62	90	166	2.65	171	1
K962898		2.15	<10	3	0.14	<10	0.02	102	3	0.01	52	2380	10	1.97	18	1
K962899		2.64	<10	3	0.15	10	0.02	50	4	0.01	53	2340	15	2.64	17	1
K962900		8.14	<10	2	0.18	10	0.70	487	1	0.02	62	4750	15	5.48	22	4
K962301		1.80	<10	1	0.07	<10	0.43	275	3	0.06	16	450	<2	0.05	<2	4
K962302		3.99	<10	1	0.21	10	0.04	150	<1	0.01	90	2900	31	3.75	22	2
K962303		2.50	<10	3	0.17	10	0.03	28	5	0.01	123	150	58	2.56	41	2
K962304		2.57	<10	3	0.16	10	0.02	20	2	0.01	110	80	32	2.66	45	1
K962317		3.86	<10	10	0.15	<10	0.02	43	<1	0.01	47	3430	105	4.10	229	1
K962318		4.38	<10	4	0.12	<10	0.05	109	<1	0.01	42	3430	31	4.73	78	2
K962319		1.79	<10	3	0.11	<10	0.02	80	<1	0.01	46	4320	14	1.64	70	1
K962320		1.12	<10	2	0.11	<10	0.01	68	<1	0.01	46	4490	8	0.96	36	1
K962321		5.89	<10	67	0.07	<10	0.10	278	<1	0.01	62	620	21	7.24	25	1
K962322		5.22	<10	17	0.11	10	0.04	319	<1	0.01	107	1990	10	5.26	21	2
K962326		2.04	<10	1	0.18	10	0.02	67	3	0.01	69	1090	11	1.94	15	1
K962327		3.62	10	2	0.35	10	0.43	207	1	0.02	104	3140	7	2.64	8	5
K962328		1.63	<10	3	0.12	<10	0.01	90	1	0.01	105	670	7	1.38	15	1
K962332		2.03	<10	1	0.11	<10	0.13	131	<1	0.01	53	630	5	1.79	4	2

Project: Harlan

CERTIFICATE OF ANALYSIS WH11204323

Sample Description	Method Analyte Units LOR	ME- ICP41 Sr ppm 1	ME- ICP41 Th ppm 20	ME- ICP41 Ti % 0.01	ME- ICP41 Tl ppm 10	ME- ICP41 U ppm 10	ME- ICP41 V ppm 1	ME- ICP41 W ppm 10	ME- ICP41 Zn ppm 2	Zn- OG46 Zn % 0.001
K962860		29	<20	0.11	<10	<10	44	20	33	
K962861		8	<20	0.01	<10	<10	33	<10	3	
K962862		7	<20	<0.01	<10	<10	30	<10	3	
K962863		9	<20	<0.01	<10	<10	30	<10	2	
K962864		8	<20	0.01	<10	<10	45	<10	2	
K962865		5	<20	0.01	<10	<10	52	<10	4	
K962866		5	<20	0.01	<10	<10	52	<10	2	
K962867		2	<20	<0.01	<10	<10	14	<10	6	
K962868		2	<20	<0.01	<10	<10	15	<10	3	
K962878		4	<20	<0.01	<10	<10	43	<10	4	
K962879		4	<20	<0.01	<10	<10	21	<10	3	
K962880		4	<20	<0.01	<10	<10	22	<10	5	
K962881		6	<20	<0.01	<10	<10	12	<10	4	
K962882		4	<20	<0.01	<10	<10	15	<10	4	
K962883		4	<20	<0.01	<10	<10	12	<10	2	
K962884		16	<20	<0.01	<10	<10	16	<10	2	
K962885		3	<20	<0.01	<10	<10	24	<10	4	
K962886		5	<20	0.01	<10	<10	53	<10	3	
K962893		11	<20	<0.01	<10	<10	63	<10	61	
K962894		12	<20	<0.01	<10	<10	81	<10	78	
K962895		14	<20	<0.01	<10	<10	55	<10	15	
K962896		23	<20	<0.01	<10	<10	59	<10	20	
K962897		5	<20	<0.01	<10	<10	47	<10	20	
K962898		15	<20	<0.01	<10	<10	77	<10	48	
K962899		13	<20	<0.01	<10	<10	67	<10	15	
K962900		27	<20	<0.01	<10	<10	201	<10	268	
K962301		30	<20	0.11	<10	<10	44	10	33	
K962302		21	<20	0.01	<10	<10	102	<10	102	
K962303		12	<20	0.01	<10	<10	133	<10	80	
K962304		6	<20	<0.01	<10	<10	74	<10	25	
K962317		57	<20	<0.01	<10	<10	80	<10	335	
K962318		35	<20	<0.01	<10	<10	52	<10	60	
K962319		35	<20	<0.01	<10	<10	50	<10	129	
K962320		29	<20	<0.01	<10	<10	53	<10	87	
K962321		14	<20	<0.01	<10	<10	31	<10	>10000	1.245
K962322		17	<20	<0.01	<10	<10	80	<10	3740	
K962326		30	<20	0.01	<10	<10	90	<10	113	
K962327		89	<20	0.04	<10	10	388	<10	189	
K962328		11	<20	<0.01	<10	<10	59	<10	506	
K962332		16	<20	<0.01	<10	<10	24	<10	52	

ALS Minerals

ALS Canada Ltd.

2103 Dollarton Hwy
North Vancouver BC V7H 0A7
Phone: 604 984 0221 Fax: 604 984 0218 www.alsglobal.com

To: GOLDEN PREDATOR CANADA CORP.
C/O PREDATOR MINING GROUP
888 DUNSMUIR STREET, 11TH FLOOR
VANCOUVER BC V6C 3K4

Project: Harlan

CERTIFICATE OF ANALYSIS WH11204323

Sample Description	Method	WEI-21	Au-AA23	Au-GRA21	ME-ICP41	ME-ICP41	ME-ICP41	ME-ICP41	ME-ICP41	ME-ICP41	ME-ICP41	ME-ICP41	ME-ICP41	ME-ICP41	ME-ICP41	ME-ICP41
	Analyte	Recvd Wt.	Au	Au	Ag	Al	As	B	Ba	Be	Bi	Ca	Cd	Co	Cr	Cu
	Units	kg	ppm	ppm	ppm	%	ppm	ppm	ppm	ppm	ppm	%	ppm	ppm	ppm	ppm
	LOR	0.02	0.005	0.05	0.2	0.01	2	10	10	0.5	2	0.01	0.5	1	1	1
K962333		4.47	0.010		0.8	0.24	340	<10	30	<0.5	2	0.16	<0.5	6	24	56
K962334		5.19	0.021		0.8	0.22	2570	<10	30	<0.5	<2	0.10	0.7	6	18	67
K962335		2.92	0.020		0.6	0.23	376	<10	100	<0.5	<2	0.08	1.0	7	16	56
K962336		6.81	0.027		0.6	0.19	203	<10	140	<0.5	<2	0.04	1.0	4	19	50
K962337		5.64	0.042		1.0	0.28	196	<10	140	<0.5	<2	0.05	1.3	4	21	59
K962338		7.78	0.032		0.6	0.23	418	<10	120	<0.5	<2	0.10	0.9	5	15	63
K962339		0.10	<0.005		0.5	1.09	6	<10	80	<0.5	<2	0.73	<0.5	7	24	19
K962340		6.66	0.007		0.4	0.99	1720	<10	50	0.7	2	0.21	5.1	10	27	118
K962341		3.84	0.015		0.5	0.38	364	<10	50	<0.5	<2	0.15	0.9	8	15	149
K962342		7.15	<0.005		0.3	0.78	1470	<10	80	0.7	<2	0.34	1.5	11	20	105
K962343		7.20	0.106		1.0	0.33	993	<10	90	<0.5	2	0.17	2.0	5	13	86
K962347		6.95	0.034		0.8	1.02	370	<10	50	0.7	<2	0.77	0.6	8	26	158
K962348		2.40	0.405		1.1	0.38	1790	<10	40	<0.5	<2	1.13	1.4	8	15	235
K962349		5.37	0.175		0.7	0.39	>10000	<10	50	<0.5	<2	0.26	0.7	26	12	94
K962359		4.15	0.093		3.8	0.20	4550	<10	110	<0.5	<2	0.11	2.0	20	13	59
K962360		3.27	0.019		2.0	0.21	234	<10	140	<0.5	2	0.11	1.4	5	13	46
K962361		5.49	0.012		3.8	0.25	199	<10	170	<0.5	<2	0.07	1.6	4	16	44
K962362		2.06	0.035		3.2	0.19	284	<10	120	<0.5	2	0.09	2.3	3	11	46
K962363		2.12	0.023		3.6	0.29	266	<10	200	<0.5	2	0.04	1.6	4	20	51
K962364		4.72	0.055		2.1	0.32	3440	<10	30	<0.5	2	0.58	5.2	12	12	187
K962368		6.90	0.023		0.8	0.54	570	<10	60	0.6	3	0.56	0.6	7	11	93
K962369		3.93	0.015		0.4	0.35	625	<10	230	<0.5	<2	0.11	0.9	7	8	39
K962370		12.20	0.047		0.5	0.72	556	<10	110	0.7	<2	0.19	1.4	8	15	74
K962371		7.81	0.023		<0.2	0.50	642	<10	220	0.5	3	0.11	0.8	6	13	55
K962372		5.69	0.052		0.5	0.43	484	<10	110	<0.5	3	0.19	0.6	8	12	66
K962373		8.08	0.066		1.0	0.28	245	<10	210	<0.5	2	0.10	1.8	6	13	43
K962380		5.62	0.054		2.4	0.24	426	<10	140	<0.5	3	0.34	0.6	6	15	41
K962381		4.04	0.070		1.7	0.36	493	<10	180	<0.5	3	0.28	<0.5	7	14	54
K962382		2.61	0.335		4.4	0.27	868	<10	20	<0.5	3	1.37	1.7	10	13	261
K962392		7.36	0.020		0.7	0.25	158	<10	160	<0.5	2	0.69	<0.5	4	19	38
K962393		6.86	0.025		1.1	0.26	198	<10	140	<0.5	3	0.67	0.5	5	14	60
K962394		7.57	0.052		0.8	0.21	169	<10	140	<0.5	2	0.66	<0.5	5	13	56
K962395		7.20	0.054		0.7	0.24	186	<10	140	<0.5	2	0.55	<0.5	5	14	45
K962396		7.25	0.062		0.7	0.25	335	<10	110	<0.5	3	0.70	<0.5	5	17	86
K962397		4.77	0.049		0.7	0.28	291	<10	180	<0.5	3	0.24	0.6	6	18	41

Project: Harlan

CERTIFICATE OF ANALYSIS WH11204323

Method	ME- ICP41	ME- ICP41	ME- ICP41	ME- ICP41	ME- ICP41	ME- ICP41	ME- ICP41	ME- ICP41	ME- ICP41	ME- ICP41	ME- ICP41	ME- ICP41	ME- ICP41	ME- ICP41	ME- ICP41
Analyte	Fe	Ga	Hg	K	La	Mg	Mn	Mo	Na	Ni	P	Pb	S	Sb	Sc
Units	%	ppm	ppm	%	ppm	%	ppm	ppm	%	ppm	ppm	ppm	%	ppm	ppm
Sample Description LOR	0.01	10	1	0.01	10	0.01	5	1	0.01	1	10	2	0.01	2	1
K962333	3.85	<10	<1	0.10	<10	0.01	97	2	0.01	68	630	10	3.85	3	1
K962334	3.75	<10	<1	0.10	<10	0.01	81	<1	0.01	76	430	8	3.71	11	1
K962335	2.59	<10	1	0.09	10	0.01	203	<1	0.01	79	220	3	2.05	6	1
K962336	1.31	<10	2	0.09	<10	0.01	57	<1	0.01	66	150	4	1.14	5	<1
K962337	1.72	<10	1	0.13	<10	0.02	137	<1	0.01	59	170	5	1.37	8	1
K962338	2.63	<10	3	0.08	10	0.02	279	<1	0.01	45	250	4	2.06	9	2
K962339	1.89	<10	<1	0.07	<10	0.47	282	<1	0.06	16	480	2	0.05	<2	4
K962340	2.25	<10	1	0.38	10	0.04	100	2	0.01	83	1130	4	2.08	14	2
K962341	4.32	<10	1	0.13	10	0.02	472	<1	0.02	52	280	10	2.95	2	3
K962342	2.90	<10	<1	0.36	20	0.24	273	2	0.01	86	950	5	1.84	9	4
K962343	2.28	<10	3	0.12	<10	0.06	170	<1	0.01	53	390	4	1.96	11	1
K962347	3.69	<10	1	0.40	10	0.84	268	1	0.01	62	570	11	2.56	11	4
K962348	5.41	<10	2	0.15	<10	0.58	370	<1	0.01	50	180	5	5.17	38	4
K962349	3.88	<10	2	0.20	10	0.08	217	3	0.01	78	380	7	2.94	17	1
K962359	1.81	<10	2	0.09	<10	0.01	34	<1	<0.01	42	500	13	1.60	21	<1
K962360	1.00	<10	1	0.10	<10	0.01	21	<1	<0.01	49	480	6	0.96	10	<1
K962361	0.91	<10	2	0.11	<10	0.01	37	<1	0.01	33	300	7	0.74	10	<1
K962362	0.90	<10	2	0.08	<10	0.01	30	<1	<0.01	35	410	20	0.82	19	<1
K962363	1.09	<10	1	0.13	<10	0.02	40	<1	0.01	34	180	9	0.88	12	1
K962364	5.94	<10	6	0.15	<10	0.45	605	7	0.01	75	330	32	5.61	35	3
K962368	2.58	<10	<1	0.28	10	0.21	185	1	0.01	62	690	12	2.23	12	2
K962369	1.09	<10	1	0.19	10	0.05	88	<1	0.01	56	170	9	0.92	5	1
K962370	1.81	<10	<1	0.34	10	0.07	191	1	0.01	68	570	7	1.39	9	2
K962371	1.35	<10	<1	0.24	10	0.04	136	5	0.02	58	330	4	0.96	5	1
K962372	2.12	<10	1	0.17	10	0.04	160	5	0.02	57	780	4	1.71	9	1
K962373	0.95	<10	<1	0.11	<10	0.01	40	1	0.02	39	480	4	0.82	19	1
K962380	1.24	<10	1	0.11	<10	0.11	153	1	0.01	38	430	10	1.03	16	1
K962381	1.43	<10	1	0.18	10	0.10	114	1	0.02	38	360	6	1.29	16	1
K962382	6.89	<10	7	0.13	<10	0.71	331	1	0.01	38	490	13	8.08	38	4
K962392	1.03	<10	<1	0.12	<10	0.13	116	1	0.02	35	550	6	0.87	9	1
K962393	1.54	<10	1	0.12	<10	0.16	163	2	0.02	37	390	8	1.37	12	1
K962394	1.48	<10	<1	0.10	<10	0.07	144	1	0.01	34	480	7	1.36	9	1
K962395	1.16	<10	<1	0.11	<10	0.06	87	1	0.01	37	400	6	1.02	8	1
K962396	2.03	<10	1	0.11	<10	0.10	102	1	0.02	45	340	5	1.96	13	1
K962397	1.33	<10	<1	0.14	<10	0.06	71	1	0.02	38	370	4	1.15	12	1

To: GOLDEN PREDATOR CANADA CORP.
C/O PREDATOR MINING GROUP
888 DUNSMUIR STREET, 11TH FLOOR
VANCOUVER BC V6C 3K4

Project: Harlan

CERTIFICATE OF ANALYSIS WH11204323

Sample Description	Method Analyte Units LOR	ME- ICP41 Sr ppm 1	ME- ICP41 Th ppm 20	ME- ICP41 Ti % 0.01	ME- ICP41 Tl ppm 10	ME- ICP41 U ppm 10	ME- ICP41 V ppm 1	ME- ICP41 W ppm 10	ME- ICP41 Zn ppm 2	Zn- OG46 Zn % 0.001
K962333		6	<20	<0.01	<10	<10	17	<10	39	
K962334		7	<20	<0.01	<10	<10	15	<10	46	
K962335		6	<20	<0.01	<10	<10	18	<10	75	
K962336		5	<20	<0.01	<10	<10	19	<10	61	
K962337		4	<20	<0.01	<10	<10	28	<10	96	
K962338		9	<20	<0.01	<10	<10	23	<10	132	
K962339		32	<20	0.11	<10	<10	45	20	31	
K962340		35	<20	0.01	<10	<10	104	<10	244	
K962341		11	<20	<0.01	<10	<10	26	<10	239	
K962342		15	<20	0.01	<10	<10	72	<10	167	
K962343		13	<20	<0.01	<10	<10	25	<10	106	
K962347		40	<20	0.02	<10	<10	74	<10	78	
K962348		149	<20	<0.01	<10	<10	37	<10	150	
K962349		12	<20	<0.01	<10	<10	24	<10	116	
K962359		5	<20	<0.01	<10	<10	13	<10	53	
K962360		4	<20	<0.01	<10	<10	14	<10	16	
K962361		4	<20	<0.01	<10	<10	17	<10	22	
K962362		4	<20	<0.01	<10	<10	14	<10	74	
K962363		3	<20	<0.01	<10	<10	19	<10	45	
K962364		50	<20	<0.01	<10	<10	34	<10	387	
K962368		25	<20	0.01	<10	<10	31	<10	63	
K962369		7	<20	<0.01	<10	<10	19	<10	83	
K962370		17	<20	0.01	<10	<10	49	<10	155	
K962371		12	<20	0.01	<10	<10	41	<10	89	
K962372		19	<20	<0.01	<10	<10	25	<10	116	
K962373		13	<20	<0.01	<10	<10	15	<10	40	
K962380		19	<20	<0.01	<10	<10	13	<10	40	
K962381		16	<20	<0.01	<10	<10	17	<10	21	
K962382		170	<20	<0.01	<10	<10	22	<10	105	
K962392		26	<20	<0.01	<10	<10	14	<10	21	
K962393		26	<20	<0.01	<10	<10	17	<10	35	
K962394		18	<20	<0.01	<10	<10	10	<10	37	
K962395		22	<20	<0.01	<10	<10	13	<10	17	
K962396		24	<20	<0.01	<10	<10	14	<10	13	
K962397		8	<20	<0.01	<10	<10	14	<10	45	

ALS Canada Ltd.
2103 Dollarton Hwy
North Vancouver BC V7H 0A7
Phone: 604 984 0221 Fax: 604 984 0218 www.alsglobal.com

To: GOLDEN PREDATOR CANADA CORP.
C/O PREDATOR MINING GROUP
888 DUNSMUIR STREET, 11TH FLOOR
VANCOUVER BC V6C 3K4

Finalized Date: 12- OCT- 2011
This copy reported on
9- MAR- 2012
Account: GOPRED

CERTIFICATE WH11188313

Project: Harlan
P.O. No.: HAR- 2011- JC- 1905
This report is for 30 Drill Core samples submitted to our lab in Whitehorse, YT, Canada on 16- SEP- 2011.

The following have access to data associated with this certificate:

MIKE BURKE
JACK COTE
ANDREW CALDWELL
MIKE MASLOWSKI
JEFF CARY
BRUCE OTTO

SAMPLE PREPARATION

ALS CODE	DESCRIPTION
WEI- 21	Received Sample Weight
CRU- QC	Crushing QC Test
PUL- QC	Pulverizing QC Test
LOG- 21	Sample logging - ClientBarCode
CRU- 31	Fine crushing - 70% <2mm
SPL- 21	Split sample - riffle splitter
PUL- 31	Pulverize split to 85% <75 um
LOG- 23	Pulp Login - Rcvd with Barcode

ANALYTICAL PROCEDURES

ALS CODE	DESCRIPTION	INSTRUMENT
Au- AA23	Au 30g FA- AA finish	AAS
ME- ICP41	35 Element Aqua Regia ICP- AES	ICP- AES

To: GOLDEN PREDATOR CANADA CORP.
ATTN: JEFF CARY
C/O PREDATOR MINING GROUP
888 DUNSMUIR STREET, 11TH FLOOR
VANCOUVER BC V6C 3K4

This is the Final Report and supersedes any preliminary report with this certificate number. Results apply to samples as submitted. All pages of this report have been checked and approved for release.

Signature:
Colin Ramshaw, Vancouver Laboratory Manager

ALS Minerals

ALS Canada Ltd.

2103 Dollarton Hwy
North Vancouver BC V7H 0A7
Phone: 604 984 0221 Fax: 604 984 0218 www.alsglobal.com

To: GOLDEN PREDATOR CANADA CORP.
C/O PREDATOR MINING GROUP
888 DUNSMUIR STREET, 11TH FLOOR
VANCOUVER BC V6C 3K4

Project: Harlan

CERTIFICATE OF ANALYSIS WH11188313

Method	WEI- 21	Au- AA23	ME- ICP41	ME- ICP41	ME- ICP41	ME- ICP41	ME- ICP41	ME- ICP41	ME- ICP41	ME- ICP41	ME- ICP41	ME- ICP41	ME- ICP41	ME- ICP41	ME- ICP41
Analyte	Recvd Wt.	Au	Ag	Al	As	B	Ba	Be	Bi	Ca	Cd	Co	Cr	Cu	Fe
Units	kg	ppm	ppm	%	ppm	ppm	ppm	ppm	ppm	%	ppm	ppm	ppm	ppm	%
LOR	0.02	0.005	0.2	0.01	2	10	10	0.5	2	0.01	0.5	1	1	1	0.01
Sample Description															
K964201	4.86	0.062	0.8	0.50	1975	20	480	<0.5	<2	0.01	<0.5	1	3	5	2.11
K964202	4.55	0.254	1.5	0.49	809	20	390	<0.5	2	0.01	<0.5	<1	2	2	0.98
K964203	2.10	0.290	7.7	0.21	119	<10	660	<0.5	5	0.01	<0.5	<1	13	6	0.45
K964204	4.60	0.999	12.0	0.19	115	<10	560	<0.5	14	0.01	<0.5	<1	9	10	0.32
K964205	3.65	1.390	8.3	0.16	170	10	790	<0.5	10	0.01	<0.5	<1	9	4	0.29
K964206	3.74	1.065	6.5	0.15	201	<10	450	<0.5	11	0.01	<0.5	<1	17	6	0.43
K964207	6.27	0.601	9.5	0.23	339	10	350	<0.5	12	0.01	<0.5	<1	8	4	0.42
K964208	2.46	0.406	6.7	0.22	318	10	330	<0.5	5	<0.01	<0.5	<1	8	3	0.34
K964209	7.00	0.453	9.7	0.14	752	10	340	<0.5	12	0.01	0.7	<1	14	11	0.38
K964210	3.17	0.728	13.6	0.17	205	10	310	<0.5	23	0.01	1.0	<1	10	6	0.27
K964211	0.12	<0.005	0.3	1.12	5	<10	80	<0.5	<2	0.72	<0.5	7	25	20	1.95
K964212	9.41	0.224	10.0	0.23	271	10	390	<0.5	13	0.01	0.9	<1	10	6	0.26
K964213	4.61	0.172	5.6	0.45	177	110	430	<0.5	9	0.01	<0.5	<1	24	5	0.26
K964214	9.35	0.255	13.1	0.18	319	10	490	<0.5	52	0.01	0.8	<1	12	10	0.44
K964215	5.98	0.169	8.2	0.17	365	10	550	<0.5	24	0.01	0.7	<1	11	6	0.45
K964216	4.89	0.191	9.6	0.13	297	10	370	<0.5	25	0.01	1.1	<1	13	4	0.46
K964217	4.73	0.192	8.9	0.12	743	10	330	<0.5	32	0.01	1.3	<1	18	10	0.47
K964218	4.62	0.161	8.7	0.20	319	10	420	<0.5	55	0.01	1.9	<1	11	3	0.34
K964219	5.89	0.219	5.2	0.18	299	10	450	<0.5	15	0.01	0.8	<1	10	5	0.35
K964220	4.40	0.391	6.6	0.24	2030	10	450	<0.5	27	<0.01	0.6	<1	8	8	0.53
K964221	6.69	0.417	7.6	0.16	876	10	430	<0.5	33	0.01	0.6	<1	10	7	0.46
K964222	5.35	1.140	7.9	0.17	161	10	530	<0.5	22	0.01	0.5	<1	9	4	0.31
K964223	0.12	0.945	0.4	1.28	9	<10	110	<0.5	<2	0.86	<0.5	8	41	44	2.69
K964224	3.96	1.805	6.1	0.20	291	10	640	<0.5	22	0.01	<0.5	<1	8	3	0.38
K964225	4.94	0.812	4.1	0.19	1040	10	460	<0.5	14	0.01	<0.5	<1	8	6	0.60
K964226	4.76	0.515	4.9	0.23	546	10	580	<0.5	36	0.01	0.6	<1	8	7	0.53
K964227	5.37	1.675	6.0	0.25	1090	10	540	<0.5	25	0.01	0.5	<1	7	11	0.58
K964228	3.93	0.360	7.5	0.24	588	10	420	<0.5	20	<0.01	<0.5	<1	7	9	0.40
K964229	4.75	1.610	7.5	0.26	944	10	420	<0.5	13	<0.01	<0.5	<1	9	20	0.42
K964230	5.01	0.388	2.6	0.28	328	10	400	<0.5	5	<0.01	<0.5	<1	7	7	0.47

To: GOLDEN PREDATOR CANADA CORP.
C/O PREDATOR MINING GROUP
888 DUNSMUIR STREET, 11TH FLOOR
VANCOUVER BC V6C 3K4

Project: Harlan

CERTIFICATE OF ANALYSIS WH11188313

Sample Description	Method Analyte Units LOR	ME- ICP41 Ga ppm 10	ME- ICP41 Hg ppm 1	ME- ICP41 K % 0.01	ME- ICP41 La ppm 10	ME- ICP41 Mg % 0.01	ME- ICP41 Mn ppm 5	ME- ICP41 Mo ppm 1	ME- ICP41 Na % 0.01	ME- ICP41 Ni ppm 1	ME- ICP41 P ppm 10	ME- ICP41 Pb ppm 2	ME- ICP41 S % 0.01	ME- ICP41 Sb ppm 2	ME- ICP41 Sc ppm 1	ME- ICP41 Sr ppm 1
K964201		<10	2	0.47	20	0.03	202	7	0.02	4	1300	363	0.38	86	3	27
K964202		<10	3	0.40	20	0.03	14	2	0.02	<1	440	97	0.26	56	2	17
K964203		<10	5	0.12	10	0.01	22	2	0.01	2	70	21	0.12	60	<1	7
K964204		<10	5	0.10	10	0.01	20	1	0.01	3	70	41	0.06	88	<1	8
K964205		<10	5	0.09	10	0.01	18	1	0.02	1	60	90	0.08	109	<1	8
K964206		<10	6	0.10	10	0.01	19	2	0.02	1	80	90	0.12	178	<1	8
K964207		<10	7	0.16	20	0.01	16	2	0.02	1	90	137	0.09	236	1	7
K964208		<10	8	0.14	20	0.01	14	2	0.01	<1	110	173	0.06	283	1	7
K964209		<10	10	0.09	10	0.01	19	3	0.02	1	120	154	0.08	512	1	7
K964210		<10	9	0.09	20	0.01	17	3	0.01	1	80	227	0.05	729	1	7
K964211		<10	<1	0.07	<10	0.45	289	2	0.07	17	480	2	0.05	2	4	34
K964212		<10	6	0.13	20	0.01	15	3	0.01	1	80	297	0.05	411	1	7
K964213		<10	5	0.32	20	0.03	15	3	0.02	1	80	281	0.04	455	1	9
K964214		<10	6	0.11	10	0.01	19	6	0.02	1	100	521	0.10	781	1	9
K964215		<10	5	0.09	10	0.01	20	5	0.01	1	70	395	0.09	678	<1	7
K964216		<10	5	0.07	10	0.01	20	7	0.02	2	60	403	0.08	873	<1	5
K964217		<10	7	0.07	10	0.01	27	6	0.02	4	80	431	0.11	867	<1	5
K964218		<10	6	0.12	20	0.01	17	5	0.02	1	70	553	0.08	981	<1	7
K964219		<10	4	0.11	10	0.01	17	5	0.02	2	60	365	0.11	568	<1	7
K964220		<10	13	0.16	20	0.01	16	4	0.02	1	120	273	0.12	489	1	7
K964221		<10	7	0.12	10	0.01	21	4	0.01	1	70	262	0.11	506	1	6
K964222		<10	6	0.10	10	0.01	16	5	0.02	2	50	183	0.11	406	<1	7
K964223		<10	<1	0.09	<10	0.56	418	6	0.08	30	530	6	0.06	2	4	42
K964224		<10	5	0.13	20	0.01	19	4	0.02	2	70	245	0.10	448	<1	9
K964225		<10	5	0.16	10	0.01	15	5	0.02	1	100	273	0.19	361	<1	9
K964226		<10	7	0.13	20	0.01	19	6	0.02	1	80	255	0.06	648	1	7
K964227		<10	10	0.17	20	0.01	12	5	0.02	1	90	258	0.13	505	1	7
K964228		<10	8	0.15	20	0.01	13	4	0.02	1	70	188	0.07	402	1	6
K964229		<10	6	0.16	20	0.01	13	3	0.02	1	70	176	0.08	260	1	6
K964230		<10	5	0.18	20	0.02	11	2	0.02	1	60	62	0.10	91	1	7

ALS Canada Ltd.
2103 Dollarton Hwy
North Vancouver BC V7H 0A7
Phone: 604 984 0221 Fax: 604 984 0218 www.alsglobal.com

To: GOLDEN PREDATOR CANADA CORP.
C/O PREDATOR MINING GROUP
888 DUNSMUIR STREET, 11TH FLOOR
VANCOUVER BC V6C 3K4

Page: 2 - C
Total # Pages: 2 (A - C)
Finalized Date: 12- OCT- 2011
Account: GOPRED

Project: Harlan

CERTIFICATE OF ANALYSIS WH11188313

Sample Description	Method Analyte Units LOR	ME- ICP41 Th ppm 20	ME- ICP41 Ti % 0.01	ME- ICP41 Tl ppm 10	ME- ICP41 U ppm 10	ME- ICP41 V ppm 1	ME- ICP41 W ppm 10	ME- ICP41 Zn ppm 2
K964201		<20	<0.01	<10	<10	5	<10	82
K964202		<20	<0.01	<10	<10	4	<10	5
K964203		<20	<0.01	<10	<10	13	<10	4
K964204		<20	0.01	<10	<10	22	<10	6
K964205		<20	0.01	<10	<10	14	<10	4
K964206		<20	0.01	<10	<10	18	<10	3
K964207		<20	0.01	<10	<10	15	<10	3
K964208		<20	0.01	<10	<10	14	<10	7
K964209		<20	0.01	<10	<10	14	<10	6
K964210		<20	0.01	<10	<10	13	<10	2
K964211		<20	0.11	<10	<10	46	20	33
K964212		<20	0.01	<10	<10	14	<10	3
K964213		<20	0.05	<10	<10	66	<10	9
K964214		<20	0.01	<10	<10	18	<10	5
K964215		<20	0.01	<10	<10	16	<10	5
K964216		<20	0.01	<10	<10	15	<10	4
K964217		<20	0.01	<10	<10	16	<10	8
K964218		<20	0.01	<10	<10	16	<10	6
K964219		<20	0.01	<10	<10	13	<10	7
K964220		<20	0.01	<10	<10	14	<10	7
K964221		<20	0.01	<10	<10	15	<10	5
K964222		<20	0.01	<10	<10	14	<10	3
K964223		<20	0.12	<10	<10	63	10	47
K964224		<20	0.01	<10	<10	12	<10	4
K964225		<20	0.01	<10	<10	11	<10	7
K964226		<20	0.01	<10	<10	13	<10	5
K964227		<20	0.01	<10	<10	16	<10	5
K964228		<20	0.01	<10	<10	14	<10	3
K964229		<20	0.01	<10	<10	14	<10	4
K964230		<20	0.01	<10	<10	16	<10	2

ALS Minerals

ALS Canada Ltd.

2103 Dollarton Hwy
North Vancouver BC V7H 0A7
Phone: 604 984 0221 Fax: 604 984 0218 www.alsglobal.com

To: GOLDEN PREDATOR CANADA CORP.
C/O PREDATOR MINING GROUP
888 DUNSMUIR STREET, 11TH FLOOR
VANCOUVER BC V6C 3K4

Finalized Date: 13- OCT- 2011
This copy reported on
9- MAR- 2012
Account: GOPRED

CERTIFICATE WH11175617

Project: Harlan

P.O. No.: HAR- 2011- JC- 1856

This report is for 173 Drill Core samples submitted to our lab in Whitehorse, YT, Canada on 2- SEP- 2011.

The following have access to data associated with this certificate:

MIKE BURKE MIKE MASLOWSKI	JEFF CARY BRUCE OTTO	JACK COTE

SAMPLE PREPARATION

ALS CODE	DESCRIPTION
WEI- 21	Received Sample Weight
CRU- QC	Crushing QC Test
PUL- QC	Pulverizing QC Test
LOG- 21	Sample logging - ClientBarCode
CRU- 31	Fine crushing - 70% <2mm
SPL- 21	Split sample - riffle splitter
PUL- 31	Pulverize split to 85% <75 um
LOG- 23	Pulp Login - Rcvd with Barcode

ANALYTICAL PROCEDURES

ALS CODE	DESCRIPTION	INSTRUMENT
Au- AA23	Au 30g FA- AA finish	AAS

To: GOLDEN PREDATOR CANADA CORP.
ATTN: JEFF CARY
C/O PREDATOR MINING GROUP
888 DUNSMUIR STREET, 11TH FLOOR
VANCOUVER BC V6C 3K4

This is the Final Report and supersedes any preliminary report with this certificate number. Results apply to samples as submitted. All pages of this report have been checked and approved for release.

Signature:
Colin Ramshaw, Vancouver Laboratory Manager

CERTIFICATE OF ANALYSIS WH11175617

Sample Description	Method Analyte Units LOR	WEI- 21 Recvd Wt. kg 0.02	Au- AA23 Au ppm 0.005
K951522		7.13	0.010
K951523		5.02	0.006
K951524		5.67	0.005
K951525		6.51	<0.005
K951526		6.24	<0.005
K951527		5.16	<0.005
K951528		7.16	<0.005
K951529		6.39	<0.005
K951530		8.79	<0.005
K951531		1.21	0.214
K951532		1.27	0.209
K951533		5.43	1.890
K951534		7.55	0.346
K951535		6.53	0.118
K951536		2.07	0.025
K951537		4.65	0.018
K951538		1.78	0.015
K951539		2.20	0.035
K951540		0.09	0.005
K951541		4.23	0.038
K951542		4.09	0.063
K951543		5.03	0.015
K951544		6.22	0.009
K951545		6.57	0.029
K951546		6.23	0.130
K951547		3.78	0.020
K951548		6.75	0.025
K951549		5.19	0.029
K951550		0.10	1.005
K951001		7.43	0.020
K951002		4.85	0.018
K951003		5.74	0.014
K951004		7.41	0.020
K951005		4.89	0.015
K951006		6.73	0.029
K951007		5.57	0.031
K951008		7.25	0.019
K951009		6.37	0.018
K951010		6.22	0.023
K951011		5.47	0.058

To: GOLDEN PREDATOR CANADA CORP.
C/O PREDATOR MINING GROUP
888 DUNSMUIR STREET, 11TH FLOOR
VANCOUVER BC V6C 3K4

Project: Harlan

CERTIFICATE OF ANALYSIS WH11175617

Sample Description	Method Analyte Units LOR	WEI- 21 Recvd Wt. kg 0.02	Au- AA23 Au ppm 0.005
K951012		6.55	0.020
K951013		6.31	0.037
K951014		6.06	0.056
K951015		6.69	0.020
K951016		6.07	0.035
K951017		7.04	0.019
K951018		5.47	0.023
K951019		4.20	0.016
K951020		3.44	0.011
K951021		4.99	0.041
K951022		5.84	0.105
K951023		5.89	0.044
K951024		6.66	0.025
K951025		5.73	0.030
K951026		6.68	0.070
K951027		6.73	0.076
K951028		5.33	0.031
K951029		6.46	0.033
K951030		0.10	0.005
K951031		6.53	0.064
K951032		5.76	0.298
K951033		6.36	0.126
K951034		5.86	0.060
K951035		6.68	0.061
K951036		5.76	0.129
K951037		2.93	0.028
K951038		3.07	0.029
K951039		6.16	0.030
K951040		2.51	0.028
K951041		4.90	0.085
K951042		3.94	0.274
K951043		5.35	0.032
K951044		5.91	0.050
K951045		5.81	0.052
K951046		4.31	0.027
K951047		5.94	0.034
K951048		4.31	0.060
K951049		0.09	1.030
K951050		3.42	0.022
K951151		4.04	0.108

ALS Minerals

ALS Canada Ltd.

2103 Dollarton Hwy
North Vancouver BC V7H 0A7
Phone: 604 984 0221 Fax: 604 984 0218 www.alsglobal.com

To: GOLDEN PREDATOR CANADA CORP.
C/O PREDATOR MINING GROUP
888 DUNSMUIR STREET, 11TH FLOOR
VANCOUVER BC V6C 3K4

Project: Harlan

CERTIFICATE OF ANALYSIS WH11175617

Sample Description	Method	WEI-21	Au-AA23
	Analyte	Recvd Wt.	Au
	Units	kg	ppm
	LOR	0.02	0.005
K951152		2.30	0.083
K951153		2.41	0.089
K951154		6.03	0.030
K951155		6.46	0.036
K951156		5.95	0.031
K951157		5.91	0.017
K951158		5.78	0.043
K951159		0.09	3.79
K951160		6.62	0.017
K951161		5.74	0.053
K951162		6.68	0.014
K951163		6.62	0.013
K951164		6.89	0.015
K951165		5.78	0.017
K951166		5.86	0.012
K951167		5.07	0.032
K951168		6.10	0.012
K951169		6.90	0.007
K951170		6.18	0.014
K951171		6.09	0.008
K951172		6.01	0.077
K951173		0.09	<0.005
K951174		6.42	0.025
K951175		1.11	0.012
K951176		3.91	0.020
K951177		5.80	0.011
K951178		2.42	0.213
K951179		4.64	0.023
K951180		5.04	0.020
K951181		6.28	0.005
K951182		5.77	0.009
K951183		5.57	0.010
K951184		5.63	0.033
K951185		2.39	0.012
K951186		6.62	0.028
K951187		1.62	0.013
K951188		0.10	0.968
K951189		6.11	0.017
K951190		6.47	0.054
K951191		0.15	0.016

Project: Harlan

CERTIFICATE OF ANALYSIS WH11175617

Sample Description	Method Analyte Units LOR	WEI- 21 Recvd Wt. kg 0.02	Au- AA23 Au ppm 0.005
K951192		6.56	0.031
K951193		2.93	0.013
K951194		2.72	0.018
K951195		4.28	0.010
K951196		3.57	0.043
K951197		5.66	0.034
K951198		6.10	0.034
K951199		7.24	0.010
K951200		6.33	0.008
K951101		7.32	0.047
K951102		0.10	4.07
K951103		7.14	0.044
K951104		7.10	0.030
K951105		6.04	0.012
K951106		7.17	0.012
K951107		5.32	0.027
K951108		5.77	0.018
K951109		7.68	0.036
K951110		2.90	0.014
K951111		2.60	0.015
K951112		5.85	0.009
K951113		6.39	0.012
K951114		7.69	0.023
K951115		6.26	0.046
K951116		4.44	0.008
K951117		4.34	0.009
K951118		4.88	0.008
K951119		5.10	0.020
K951120		6.01	0.146
K951121		6.79	0.015
K951122		6.72	0.032
K951123		6.11	0.013
K951124		6.04	0.212
K951125		0.10	<0.005
K951126		5.82	0.027
K951127		6.24	0.055
K951128		5.40	0.063
K951129		6.81	0.534
K951130		7.55	0.026
K951131		7.73	0.009

Project: Harlan

CERTIFICATE OF ANALYSIS WH11175617

Sample Description	Method Analyte Units LOR	WEI- 21 Recvd Wt. kg 0.02	Au- AA23 Au ppm 0.005
K951132		6.85	0.009
K951133		5.58	0.010
K951134		7.10	0.077
K951135		4.36	0.073
K951136		2.24	0.028
K951137		2.23	0.033
K951138		7.02	0.026
K951139		5.89	0.061
K951140		6.44	0.126
K951141		7.81	0.032
K951142		0.12	4.02
K951143		7.00	0.032
K951144		5.00	0.020

ALS Canada Ltd.
2103 Dollarton Hwy
North Vancouver BC V7H 0A7
Phone: 604 984 0221 Fax: 604 984 0218 www.alsglobal.com

To: GOLDEN PREDATOR CANADA CORP.
C/O PREDATOR MINING GROUP
888 DUNSMUIR STREET, 11TH FLOOR
VANCOUVER BC V6C 3K4

Finalized Date: 31- AUG- 2011
This copy reported on
9- MAR- 2012
Account: GOPRED

CERTIFICATE WH11158275

Project: Harlan
P.O. No.: HAR- 2011-JC- 1803
This report is for 42 Drill Core samples submitted to our lab in Whitehorse, YT, Canada on 13- AUG- 2011.

The following have access to data associated with this certificate:

MIKE BURKE MIKE MASLOWSKI	JEFF CARY BRUCE OTTO	JACK COTE

SAMPLE PREPARATION

ALS CODE	DESCRIPTION
WEI- 21	Received Sample Weight
LOG- 21	Sample logging - ClientBarCode
CRU- 31	Fine crushing - 70% <2mm
SPL- 21	Split sample - riffle splitter
PUL- 31	Pulverize split to 85% <75 um
LOG- 23	Pulp Login - Rcvd with Barcode
CRU- QC	Crushing QC Test
PUL- QC	Pulverizing QC Test

ANALYTICAL PROCEDURES

ALS CODE	DESCRIPTION	INSTRUMENT
Au- AA23	Au 30g FA- AA finish	AAS

To: GOLDEN PREDATOR CANADA CORP.
ATTN: JEFF CARY
C/O PREDATOR MINING GROUP
888 DUNSMUIR STREET, 11TH FLOOR
VANCOUVER BC V6C 3K4

This is the Final Report and supersedes any preliminary report with this certificate number. Results apply to samples as submitted. All pages of this report have been checked and approved for release.

Signature:
Colin Ramshaw, Vancouver Laboratory Manager

Project: Harlan

CERTIFICATE OF ANALYSIS WH11158275

Sample Description	Method	WEI- 21	Au- AA23
	Analyte	Recvd Wt.	Au
	Units	kg	ppm
	LOR	0.02	0.005
K949025		6.04	0.009
K949026		5.51	0.051
K949027		7.01	0.029
K949028		5.67	0.010
K949029		5.01	0.036
K949030		5.65	0.029
K949031		5.93	0.042
K949032		5.90	0.029
K949033		2.59	0.057
K949034		2.40	0.029
K949035		6.17	0.040
K949036		6.10	0.047
K949037		4.58	0.014
K949038		5.86	0.059
K949039		6.32	0.106
K949040		6.67	0.059
K949041		5.37	0.110
K949042		6.03	0.082
K949043		0.06	<0.005
K949044		6.00	0.093
K949045		6.05	0.056
K949046		5.73	0.016
K949047		6.02	0.009
K949048		6.02	<0.005
K949049		6.00	<0.005
K949050		6.11	0.005
K949051		5.99	0.010
K949052		5.62	0.008
K949053		6.58	0.010
K949054		5.61	0.005
K949055		5.40	0.017
K949056		5.36	<0.005
K949057		5.80	0.011
K949058		6.35	0.031
K949059		6.09	0.014
K949060		6.85	0.018
K949354		0.07	0.924
K949062		6.14	0.059
K949063		6.17	<0.005
K949064		0.06	3.92

ALS Minerals

ALS Canada Ltd.

2103 Dollarton Hwy
North Vancouver BC V7H 0A7
Phone: 604 984 0221 Fax: 604 984 0218 www.alsglobal.com

To: GOLDEN PREDATOR CANADA CORP.
C/O PREDATOR MINING GROUP
888 DUNSMUIR STREET, 11TH FLOOR
VANCOUVER BC V6C 3K4

Finalized Date: 31- AUG- 2011
Account: GOPRED

Project: Harlan

CERTIFICATE OF ANALYSIS WH11158275

Sample Description	Method Analyte Units LOR	WEI- 21 Recvd Wt. kg 0.02	Au- AA23 Au ppm 0.005
K949065		6.58	0.021
K949066		6.54	0.015

ALS Canada Ltd.

2103 Dollarton Hwy
North Vancouver BC V7H 0A7
Phone: 604 984 0221 Fax: 604 984 0218 www.alsglobal.com

To: GOLDEN PREDATOR CANADA CORP.
C/O PREDATOR MINING GROUP
888 DUNSMUIR STREET, 11TH FLOOR
VANCOUVER BC V6C 3K4

Finalized Date: 31- DEC- 2011
This copy reported on
9- MAR- 2012
Account: GOPRED

CERTIFICATE VA11260587

Project: Harlan

P.O. No.: 381GP41.1

This report is for 14 Pulp samples submitted to our lab in Vancouver, BC, Canada on 12- DEC- 2011.

The following have access to data associated with this certificate:

MIKE BURKE JACK COTE	ANDREW CALDWELL MIKE MASLOWSKI	JEFF CARY BRUCE OTTO

SAMPLE PREPARATION

ALS CODE	DESCRIPTION
WEI- 21	Received Sample Weight
LOG- 24	Pulp Login - Rcd w/o Barcode
LOG- QC	QC Test on Received Samples

ANALYTICAL PROCEDURES

ALS CODE	DESCRIPTION	INSTRUMENT
Au- AA23	Au 30g FA- AA finish	AAS

To: GOLDEN PREDATOR CANADA CORP.
ATTN: JEFF CARY
C/O PREDATOR MINING GROUP
888 DUNSMUIR STREET, 11TH FLOOR
VANCOUVER BC V6C 3K4

This is the Final Report and supersedes any preliminary report with this certificate number. Results apply to samples as submitted. All pages of this report have been checked and approved for release.

Signature:
Colin Ramshaw, Vancouver Laboratory Manager

ALS Minerals

ALS Canada Ltd.

2103 Dollarton Hwy
North Vancouver BC V7H 0A7
Phone: 604 984 0221 Fax: 604 984 0218 www.alsglobal.com

To: GOLDEN PREDATOR CANADA CORP.
C/O PREDATOR MINING GROUP
888 DUNSMUIR STREET, 11TH FLOOR
VANCOUVER BC V6C 3K4

Finalized Date: 31- DEC- 2011
Account: GOPRED

Project: Harlan

CERTIFICATE OF ANALYSIS VA11260587

Sample Description	Method Analyte Units LOR	WEI-21 Recvd Wt. kg 0.02	Au-AA23 Au ppm 0.005
K962851		0.18	0.017
K962852		0.22	0.347
K962853		0.22	1.790
K962854		0.24	1.270
K962855		0.24	1.795
K962856		0.20	0.462
K962857		0.22	0.417
K962858		0.20	0.773
K962859		0.24	0.424
K962888		0.22	0.570
K962889		0.22	0.577
K962890		0.24	0.236
K962891		0.26	0.159
K962892		0.26	0.351

ALS Minerals

ALS Canada Ltd.
2103 Dollarton Hwy
North Vancouver BC V7H 0A7
Phone: 604 984 0221 Fax: 604 984 0218 www.alsglobal.com

To: GOLDEN PREDATOR CANADA CORP.
C/O PREDATOR MINING GROUP
888 DUNSMUIR STREET, 11TH FLOOR
VANCOUVER BC V6C 3K4

Finalized Date: 9- OCT- 2011
This copy reported on
9- MAR- 2012
Account: GOPRED

CERTIFICATE WH11190783

Project: Harlan
P.O. No.: HAR- 2011- JC- 1803
This report is for 42 Drill Core samples submitted to our lab in Whitehorse, YT, Canada on 20- SEP- 2011.

The following have access to data associated with this certificate:

MIKE BURKE	ANDREW CALDWELL	JEFF CARY
JACK COTE	GILLES DESSUREAU	MIKE MASLOWSKI
MICHAEL MCGINNIS	ERIN O BRIEN	BRUCE OTTO
BILL SHERIFF		

SAMPLE PREPARATION

ALS CODE	DESCRIPTION
FND- 02	Find Sample for Addn Analysis

ANALYTICAL PROCEDURES

ALS CODE	DESCRIPTION	INSTRUMENT
ME- ICP41	35 Element Aqua Regia ICP- AES	ICP- AES

To: GOLDEN PREDATOR CANADA CORP.
ATTN: JEFF CARY
C/O PREDATOR MINING GROUP
888 DUNSMUIR STREET, 11TH FLOOR
VANCOUVER BC V6C 3K4

This is the Final Report and supersedes any preliminary report with this certificate number. Results apply to samples as submitted. All pages of this report have been checked and approved for release.

Signature:
Colin Ramshaw, Vancouver Laboratory Manager

ALS Canada Ltd.

2103 Dollarton Hwy
North Vancouver BC V7H 0A7
Phone: 604 984 0221 Fax: 604 984 0218 www.alsglobal.com

To: GOLDEN PREDATOR CANADA CORP.
C/O PREDATOR MINING GROUP
888 DUNSMUIR STREET, 11TH FLOOR
VANCOUVER BC V6C 3K4

Project: Harlan

CERTIFICATE OF ANALYSIS WH11190783

Method	ME- ICP41	ME- ICP41	ME- ICP41	ME- ICP41	ME- ICP41	ME- ICP41	ME- ICP41	ME- ICP41	ME- ICP41	ME- ICP41	ME- ICP41	ME- ICP41	ME- ICP41	ME- ICP41	ME- ICP41
Analyte	Ag	Al	As	B	Ba	Be	Bi	Ca	Cd	Co	Cr	Cu	Fe	Ga	Hg
Units	ppm	%	ppm	ppm	ppm	ppm	ppm	%	ppm	ppm	ppm	ppm	%	ppm	ppm
Sample Description LOR	0.2	0.01	2	10	10	0.5	2	0.01	0.5	1	1	1	0.01	10	1
K949025	1.9	0.20	262	<10	170	<0.5	<2	0.08	<0.5	4	18	32	1.08	<10	<1
K949026	0.9	0.22	362	<10	130	<0.5	2	0.15	<0.5	2	15	31	0.69	<10	<1
K949027	0.6	0.24	328	<10	160	<0.5	2	0.09	<0.5	4	21	48	1.12	<10	<1
K949028	0.5	0.22	283	<10	120	<0.5	<2	0.15	0.8	4	18	64	1.13	<10	1
K949029	0.9	0.29	706	<10	110	<0.5	4	0.70	1.3	6	17	103	2.41	<10	1
K949030	0.5	0.24	436	<10	130	<0.5	<2	0.41	1.0	5	15	56	1.20	<10	<1
K949031	0.5	0.31	624	<10	160	<0.5	<2	0.48	1.0	4	20	57	1.17	<10	1
K949032	2.0	0.28	1145	<10	70	<0.5	5	0.45	0.8	8	15	193	4.81	<10	1
K949033	1.1	0.25	519	<10	130	<0.5	2	0.33	0.6	4	15	50	1.27	<10	1
K949034	1.1	0.28	490	<10	150	<0.5	4	0.38	0.7	4	18	52	1.33	<10	1
K949035	1.4	0.21	486	<10	110	<0.5	9	0.29	0.6	4	23	46	1.35	<10	2
K949036	0.7	0.21	565	<10	120	<0.5	4	0.23	0.6	6	19	64	1.68	<10	1
K949037	0.5	0.23	298	<10	130	<0.5	2	0.03	0.8	5	21	43	1.28	<10	2
K949038	1.1	0.37	596	<10	150	<0.5	5	0.09	1.6	5	19	73	1.40	<10	4
K949039	1.6	0.29	774	<10	110	<0.5	6	0.38	6.5	4	16	78	1.31	<10	5
K949040	1.0	0.30	1760	<10	90	<0.5	3	0.75	1.0	6	18	159	3.96	<10	1
K949041	0.8	0.27	867	<10	120	<0.5	2	0.27	1.4	4	16	63	1.30	<10	2
K949042	1.3	0.30	652	<10	110	<0.5	3	0.12	8.5	6	19	72	2.25	<10	3
K949043	0.6	1.06	7	<10	70	<0.5	<2	0.72	<0.5	7	26	21	1.84	<10	1
K949044	1.3	0.38	534	<10	140	<0.5	2	0.21	2.0	5	16	64	1.77	<10	2
K949045	0.7	0.39	616	<10	150	<0.5	2	0.35	1.8	7	15	77	1.99	<10	1
K949046	0.6	0.51	452	<10	60	0.5	5	0.48	1.0	14	16	168	4.18	<10	<1
K949047	0.5	0.65	99	<10	60	0.5	2	0.53	<0.5	12	17	145	4.75	<10	<1
K949048	0.3	0.46	25	<10	150	<0.5	2	0.61	<0.5	9	15	72	2.58	<10	<1
K949049	0.2	0.44	61	<10	140	<0.5	3	0.68	<0.5	7	14	79	2.48	<10	<1
K949050	0.4	0.36	170	<10	160	<0.5	<2	0.62	0.5	6	12	62	2.51	<10	<1
K949051	0.6	0.61	439	<10	70	0.5	2	0.51	<0.5	11	17	114	4.19	<10	<1
K949052	2.7	0.28	54	<10	160	<0.5	20	0.45	0.7	7	13	67	2.34	<10	<1
K949053	0.3	0.35	184	<10	140	<0.5	<2	0.38	0.6	7	14	91	3.16	<10	<1
K949054	0.3	0.41	67	<10	200	<0.5	<2	0.29	<0.5	4	11	53	1.93	<10	<1
K949055	0.5	0.47	658	<10	170	0.5	2	0.17	<0.5	11	11	78	2.38	<10	<1
K949056	0.6	0.57	556	<10	120	0.6	4	0.56	<0.5	9	12	123	3.37	<10	<1
K949057	0.5	0.52	950	<10	180	0.6	<2	0.46	<0.5	10	9	59	1.86	<10	<1
K949058	2.2	0.48	1260	<10	40	<0.5	19	0.43	<0.5	16	12	242	8.08	<10	<1
K949059	0.9	0.40	222	<10	130	<0.5	4	0.13	<0.5	7	11	113	3.35	<10	<1
K949060	1.5	0.68	605	<10	50	0.5	10	0.23	0.8	11	16	210	4.36	<10	<1
K949354	0.5	1.27	9	<10	110	<0.5	<2	0.87	<0.5	9	43	45	2.72	<10	<1
K949062	1.0	0.57	235	<10	100	0.5	12	0.25	2.3	7	12	167	3.55	<10	<1
K949063	1.4	0.28	151	<10	130	<0.5	23	0.15	1.9	4	14	52	1.43	<10	<1
K949064	1.5	0.33	668	<10	60	<0.5	2	2.03	1.7	7	19	73	2.86	<10	5

Project: Harlan

CERTIFICATE OF ANALYSIS WH11190783

Sample Description	Method	ME- ICP41	ME- ICP41	ME- ICP41	ME- ICP41	ME- ICP41	ME- ICP41	ME- ICP41	ME- ICP41	ME- ICP41	ME- ICP41	ME- ICP41	ME- ICP41	ME- ICP41	ME- ICP41	ME- ICP41
	Analyte	K	La	Mg	Mn	Mo	Na	Ni	P	Pb	S	Sb	Sc	Sr	Th	Ti
	Units	%	ppm	%	ppm	ppm	%	ppm	ppm	ppm	%	ppm	ppm	ppm	ppm	%
	LOR	0.01	10	0.01	5	1	0.01	1	10	2	0.01	2	1	1	20	0.01
K949025		0.10	10	0.02	41	2	0.01	32	190	4	0.87	6	1	7	<20	<0.01
K949026		0.10	<10	0.02	32	1	0.01	13	550	11	0.53	13	1	10	<20	<0.01
K949027		0.11	<10	0.02	52	2	0.01	41	410	6	0.95	14	1	12	<20	<0.01
K949028		0.10	<10	0.03	54	1	0.01	44	370	5	0.96	13	1	9	<20	<0.01
K949029		0.12	<10	0.24	438	2	0.01	45	750	41	2.05	32	2	36	<20	<0.01
K949030		0.10	<10	0.14	211	2	<0.01	43	460	6	0.90	9	1	16	<20	<0.01
K949031		0.12	<10	0.12	158	2	<0.01	47	1130	6	0.97	10	1	21	<20	<0.01
K949032		0.11	<10	0.33	429	1	<0.01	49	710	22	4.49	25	2	31	<20	<0.01
K949033		0.11	<10	0.10	164	2	<0.01	38	620	9	1.08	15	1	23	<20	<0.01
K949034		0.12	<10	0.11	156	1	<0.01	38	760	18	1.13	20	1	23	<20	<0.01
K949035		0.09	<10	0.09	150	1	0.01	36	440	20	1.06	23	1	12	<20	<0.01
K949036		0.09	<10	0.08	159	2	0.01	51	270	16	1.32	17	1	10	<20	<0.01
K949037		0.10	<10	0.01	66	1	0.01	56	170	4	1.10	9	1	3	<20	<0.01
K949038		0.14	<10	0.02	60	3	0.01	47	580	26	1.24	35	1	10	<20	<0.01
K949039		0.10	<10	0.14	230	2	0.01	44	500	56	1.17	52	2	22	<20	<0.01
K949040		0.11	<10	0.50	362	2	0.01	45	700	10	3.67	23	2	51	<20	<0.01
K949041		0.10	<10	0.09	114	2	0.01	39	550	6	1.09	21	1	17	<20	<0.01
K949042		0.11	<10	0.01	35	2	0.01	45	630	26	2.23	29	1	10	<20	<0.01
K949043		0.07	<10	0.45	277	3	0.06	18	460	<2	0.02	<2	4	32	<20	0.12
K949044		0.15	<10	0.07	152	3	0.01	50	410	23	1.61	25	1	12	<20	<0.01
K949045		0.18	10	0.12	159	4	0.01	56	610	14	1.70	18	1	20	<20	<0.01
K949046		0.23	10	0.39	259	3	0.01	55	910	9	2.72	12	3	26	<20	<0.01
K949047		0.26	10	0.46	82	4	0.01	66	930	5	3.37	4	3	27	<20	<0.01
K949048		0.21	10	0.28	85	4	0.01	61	740	4	1.61	4	1	29	<20	<0.01
K949049		0.21	10	0.28	127	4	0.01	55	770	2	1.63	5	2	35	<20	<0.01
K949050		0.17	<10	0.28	110	4	0.02	63	710	10	1.69	5	1	32	<20	<0.01
K949051		0.28	10	0.43	101	4	0.02	60	850	5	2.88	5	2	35	<20	0.01
K949052		0.13	<10	0.18	75	3	0.02	81	520	21	1.52	7	1	28	<20	<0.01
K949053		0.16	<10	0.26	136	6	0.02	64	580	6	2.02	7	2	19	<20	<0.01
K949054		0.19	10	0.09	95	1	0.02	48	640	3	1.41	7	1	17	<20	<0.01
K949055		0.23	10	0.06	62	10	0.02	71	650	5	1.59	7	1	16	<20	<0.01
K949056		0.25	10	0.32	130	3	0.02	60	950	5	2.45	8	2	31	<20	<0.01
K949057		0.27	10	0.19	63	5	0.02	63	690	4	1.45	8	1	27	<20	<0.01
K949058		0.22	<10	0.94	159	4	0.02	75	1080	18	5.78	13	4	31	<20	<0.01
K949059		0.21	10	0.38	100	2	0.02	61	490	9	2.34	11	2	11	<20	<0.01
K949060		0.34	<10	0.46	133	3	0.02	62	950	13	3.06	8	2	21	<20	0.01
K949354		0.09	<10	0.58	419	5	0.10	33	540	4	0.07	2	4	41	<20	0.12
K949062		0.29	10	0.30	86	2	0.02	55	990	8	2.49	10	2	23	<20	<0.01
K949063		0.11	<10	0.07	65	2	0.02	45	470	9	1.21	5	1	13	<20	<0.01
K949064		0.18	<10	0.84	295	24	0.02	71	840	17	1.96	12	3	34	<20	<0.01

To: GOLDEN PREDATOR CANADA CORP.
C/O PREDATOR MINING GROUP
888 DUNSMUIR STREET, 11TH FLOOR
VANCOUVER BC V6C 3K4

Project: Harlan

CERTIFICATE OF ANALYSIS WH11190783

Sample Description	Method Analyte Units LOR	ME- ICP41 Tl ppm 10	ME- ICP41 U ppm 10	ME- ICP41 V ppm 1	ME- ICP41 W ppm 10	ME- ICP41 Zn ppm 2
K949025		<10	<10	12	10	18
K949026		<10	<10	14	<10	14
K949027		<10	<10	17	<10	25
K949028		<10	<10	15	<10	42
K949029		<10	<10	23	<10	123
K949030		<10	<10	19	<10	95
K949031		<10	<10	22	<10	41
K949032		<10	<10	23	<10	54
K949033		<10	<10	15	<10	40
K949034		<10	<10	19	<10	40
K949035		<10	<10	13	<10	60
K949036		<10	<10	14	<10	70
K949037		<10	<10	17	<10	29
K949038		<10	<10	25	<10	70
K949039		<10	<10	22	<10	474
K949040		<10	<10	25	<10	56
K949041		<10	<10	18	<10	33
K949042		<10	<10	18	<10	624
K949043		<10	<10	47	20	36
K949044		<10	<10	23	<10	118
K949045		<10	<10	23	<10	133
K949046		<10	<10	40	<10	94
K949047		<10	<10	47	<10	21
K949048		<10	<10	30	<10	36
K949049		<10	<10	29	<10	35
K949050		<10	<10	23	<10	52
K949051		<10	<10	50	<10	38
K949052		<10	<10	15	<10	60
K949053		<10	<10	21	<10	71
K949054		<10	<10	23	<10	28
K949055		<10	<10	26	<10	45
K949056		<10	<10	35	<10	35
K949057		<10	<10	27	<10	28
K949058		<10	<10	38	<10	59
K949059		<10	<10	27	<10	46
K949060		<10	<10	42	<10	73
K949354		<10	<10	66	20	50
K949062		<10	<10	34	<10	62
K949063		<10	<10	17	<10	58
K949064		<10	<10	58	<10	144

Project: Harlan

CERTIFICATE OF ANALYSIS WH11190783

Sample Description	Method Analyte Units LOR	ME- ICP41 Ag ppm 0.2	ME- ICP41 Al % 0.01	ME- ICP41 As ppm 2	ME- ICP41 B ppm 10	ME- ICP41 Ba ppm 10	ME- ICP41 Be ppm 0.5	ME- ICP41 Bi ppm 2	ME- ICP41 Ca % 0.01	ME- ICP41 Cd ppm 0.5	ME- ICP41 Co ppm 1	ME- ICP41 Cr ppm 1	ME- ICP41 Cu ppm 1	ME- ICP41 Fe % 0.01	ME- ICP41 Ga ppm 10	ME- ICP41 Hg ppm 1
K949065		1.3	0.27	404	<10	80	<0.5	34	0.15	1.0	9	15	1215	5.18	<10	<1
K949066		0.7	0.32	492	<10	100	<0.5	<2	0.11	1.2	5	17	135	3.41	<10	<1

ALS Minerals

ALS Canada Ltd.

2103 Dollarton Hwy
North Vancouver BC V7H 0A7
Phone: 604 984 0221 Fax: 604 984 0218 www.alsglobal.com

To: GOLDEN PREDATOR CANADA CORP.
C/O PREDATOR MINING GROUP
888 DUNSMUIR STREET, 11TH FLOOR
VANCOUVER BC V6C 3K4

Project: Harlan

CERTIFICATE OF ANALYSIS WH11190783

Sample Description	Method Analyte Units LOR	ME- ICP41 K % 0.01	ME- ICP41 La ppm 10	ME- ICP41 Mg % 0.01	ME- ICP41 Mn ppm 5	ME- ICP41 Mo ppm 1	ME- ICP41 Na % 0.01	ME- ICP41 Ni ppm 1	ME- ICP41 P ppm 10	ME- ICP41 Pb ppm 2	ME- ICP41 S % 0.01	ME- ICP41 Sb ppm 2	ME- ICP41 Sc ppm 1	ME- ICP41 Sr ppm 1	ME- ICP41 Th ppm 20	ME- ICP41 Ti % 0.01
K949065		0.12	<10	0.56	155	1	0.02	45	500	8	4.30	7	2	10	<20	<0.01
K949066		0.13	<10	0.36	116	<1	0.02	38	500	8	3.05	11	1	15	<20	<0.01

Project: Harlan

CERTIFICATE OF ANALYSIS WH11190783

Sample Description	Method	ME- ICP41	ME- ICP41	ME- ICP41	ME- ICP41	ME- ICP41
	Analyte	Tl	U	V	W	Zn
	Units	ppm	ppm	ppm	ppm	ppm
	LOR	10	10	1	10	2
K949065		<10	<10	19	<10	86
K949066		<10	<10	21	<10	113

ALS Canada Ltd.
2103 Dollarton Hwy
North Vancouver BC V7H 0A7
Phone: 604 984 0221 Fax: 604 984 0218 www.alsglobal.com

To: GOLDEN PREDATOR CANADA CORP.
C/O PREDATOR MINING GROUP
888 DUNSMUIR STREET, 11TH FLOOR
VANCOUVER BC V6C 3K4

Finalized Date: 10- OCT- 2011
This copy reported on
9- MAR- 2012
Account: GOPRED

CERTIFICATE WH11185907

Project: Harlan
P.O. No.: HAR- 2011- JC- 1882
This report is for 64 Drill Core samples submitted to our lab in Whitehorse, YT, Canada on 13- SEP- 2011.

The following have access to data associated with this certificate:

MIKE BURKE JACK COTE	ANDREW CALDWELL MIKE MASLOWSKI	JEFF CARY BRUCE OTTO

SAMPLE PREPARATION

ALS CODE	DESCRIPTION
WEI- 21	Received Sample Weight
CRU- QC	Crushing QC Test
PUL- QC	Pulverizing QC Test
LOG- 21	Sample logging - ClientBarCode
CRU- 31	Fine crushing - 70% <2mm
SPL- 21	Split sample - riffle splitter
PUL- 31	Pulverize split to 85% <75 um
LOG- 23	Pulp Login - Rcvd with Barcode

ANALYTICAL PROCEDURES

ALS CODE	DESCRIPTION	INSTRUMENT
Au- AA23	Au 30g FA- AA finish	AAS

To: GOLDEN PREDATOR CANADA CORP.
ATTN: JEFF CARY
C/O PREDATOR MINING GROUP
888 DUNSMUIR STREET, 11TH FLOOR
VANCOUVER BC V6C 3K4

This is the Final Report and supersedes any preliminary report with this certificate number. Results apply to samples as submitted. All pages of this report have been checked and approved for release.

Signature:
Colin Ramshaw, Vancouver Laboratory Manager

Project: Harlan

CERTIFICATE OF ANALYSIS WH11185907

Sample Description	Method Analyte Units LOR	WEI- 21 Recvd Wt. kg 0.02	Au- AA23 Au ppm 0.005
K964309		5.53	0.019
K964310		6.51	0.017
K964311		6.11	0.147
K964312		6.08	0.088
K964313		3.07	0.232
K964314		8.89	0.045
K964315		5.50	0.030
K964316		6.94	0.038
K964317		5.95	0.031
K964318		6.08	0.016
K964319		6.63	0.026
K964320		5.81	0.018
K964321		5.51	0.035
K964322		7.19	0.068
K949360		0.10	1.065
K964324		6.68	0.035
K964325		5.79	<0.005
K964326		6.53	<0.005
K964327		6.47	<0.005
K964328		5.92	<0.005
K964329		6.85	<0.005
K964330		6.41	0.013
K964331		6.75	0.019
K964332		7.09	0.049
K964333		6.26	0.013
K964334		6.09	0.032
K964335		0.10	<0.005
K964336		6.52	0.028
K964337		6.75	0.030
K964338		7.22	0.015
K964339		6.39	0.010
K964340		7.08	0.021
K964341		6.31	0.021
K964342		7.49	0.026
K964343		6.23	0.017
K964344		10.15	0.023
K964345		10.28	0.025
K964346		6.18	0.019
K964347		6.07	0.021
K964348		3.45	0.041

Project: Harlan

CERTIFICATE OF ANALYSIS WH11185907

Sample Description	Method Analyte Units LOR	WEI- 21 Recvd Wt. kg 0.02	Au- AA23 Au ppm 0.005
K964349		3.60	0.028
K964350		4.97	0.030
K964151		6.38	0.033
K964152		5.60	0.047
K964153		4.24	0.019
K964154		9.31	0.015
K964155		5.70	0.007
K964156		6.24	0.021
K964157		5.96	0.064
K964158		6.19	0.042
K964159		6.36	0.028
K964160		7.52	<0.005
K964161		9.40	0.012
K964162		0.07	1.015
K964163		4.57	0.022
K964164		3.62	0.027
K964165		6.28	0.091
K964166		5.96	0.026
K964167		5.86	0.030
K964168		6.36	0.092
K964169		6.62	0.042
K964170		7.36	0.308
K964171		6.89	0.018
K964172		7.87	0.024

ALS Minerals

ALS Canada Ltd.
2103 Dollarton Hwy
North Vancouver BC V7H 0A7
Phone: 604 984 0221 Fax: 604 984 0218 www.alsglobal.com

To: GOLDEN PREDATOR CANADA CORP.
C/O PREDATOR MINING GROUP
888 DUNSMUIR STREET, 11TH FLOOR
VANCOUVER BC V6C 3K4

Finalized Date: 7- OCT- 2011
This copy reported on
9- MAR- 2012
Account: GOPRED

CERTIFICATE WH11172209

Project: Harlan
P.O. No.: HAR- 2011- JC- 1840
This report is for 96 Drill Core samples submitted to our lab in Whitehorse, YT, Canada on 31- AUG- 2011.

The following have access to data associated with this certificate:

MIKE BURKE MIKE MASLOWSKI	JEFF CARY BRUCE OTTO	JACK COTE

SAMPLE PREPARATION

ALS CODE	DESCRIPTION
WEI- 21	Received Sample Weight
CRU- QC	Crushing QC Test
LOG- 21	Sample logging - ClientBarCode
PUL- QC	Pulverizing QC Test
CRU- 31	Fine crushing - 70% <2mm
SPL- 21	Split sample - riffle splitter
PUL- 31	Pulverize split to 85% <75 um
LOG- 23	Pulp Login - Rcvd with Barcode

ANALYTICAL PROCEDURES

ALS CODE	DESCRIPTION	INSTRUMENT
Au- AA23	Au 30g FA- AA finish	AAS
ME- ICP41	35 Element Aqua Regia ICP- AES	ICP- AES

To: GOLDEN PREDATOR CANADA CORP.
ATTN: JEFF CARY
C/O PREDATOR MINING GROUP
888 DUNSMUIR STREET, 11TH FLOOR
VANCOUVER BC V6C 3K4

This is the Final Report and supersedes any preliminary report with this certificate number. Results apply to samples as submitted. All pages of this report have been checked and approved for release.

Signature:
Colin Ramshaw, Vancouver Laboratory Manager

To: GOLDEN PREDATOR CANADA CORP.
C/O PREDATOR MINING GROUP
888 DUNSMUIR STREET, 11TH FLOOR
VANCOUVER BC V6C 3K4

Project: Harlan

CERTIFICATE OF ANALYSIS WH11172209

Sample Description	Method Analyte Units LOR	WEI- 21 Recvd Wt. kg 0.02	Au- AA23 Au ppm 0.005	ME- ICP41 Ag ppm 0.2	ME- ICP41 Al % 0.01	ME- ICP41 As ppm 2	ME- ICP41 B ppm 10	ME- ICP41 Ba ppm 10	ME- ICP41 Be ppm 0.5	ME- ICP41 Bi ppm 2	ME- ICP41 Ca % 0.01	ME- ICP41 Cd ppm 0.5	ME- ICP41 Co ppm 1	ME- ICP41 Cr ppm 1	ME- ICP41 Cu ppm 1	ME- ICP41 Fe % 0.01
K949176		5.83	0.007	0.9	0.27	254	<10	110	<0.5	<2	0.08	1.3	6	23	118	2.75
K949177		6.76	<0.005	1.2	0.15	151	<10	130	<0.5	2	0.01	<0.5	3	21	11	0.78
K949178		5.15	<0.005	0.6	0.25	277	<10	120	<0.5	2	0.08	1.9	4	22	86	1.93
K949179		4.56	0.005	0.9	0.26	474	<10	80	<0.5	4	0.11	1.9	8	19	142	3.78
K949180		6.08	0.009	0.6	0.24	445	<10	90	<0.5	<2	0.14	1.4	7	21	125	3.22
K949181		5.32	<0.005	0.4	0.21	109	<10	90	<0.5	<2	0.20	0.8	6	19	78	2.43
K949182		5.73	0.008	0.6	0.21	117	<10	120	<0.5	<2	0.17	1.0	7	22	68	1.78
K949183		5.66	0.005	0.9	0.19	308	<10	120	<0.5	2	0.03	<0.5	5	27	41	0.95
K949184		5.64	<0.005	0.6	0.18	132	<10	130	<0.5	2	0.01	<0.5	5	21	36	1.15
K949185		6.23	0.005	0.5	0.15	110	<10	120	<0.5	<2	0.01	<0.5	3	17	8	0.68
K949186		0.67	0.999	0.7	1.29	8	<10	110	<0.5	<2	0.87	<0.5	9	42	45	2.76
K949187		4.37	0.007	0.8	0.25	205	<10	120	<0.5	<2	0.02	<0.5	5	22	93	1.69
K949188		4.58	0.009	0.6	0.30	348	<10	110	<0.5	2	0.05	1.5	7	22	224	2.29
K949189		5.46	0.124	0.7	0.39	968	<10	110	<0.5	<2	0.15	1.1	7	17	102	2.45
K949190		5.87	0.010	0.6	0.21	244	<10	160	<0.5	2	0.06	0.9	6	28	79	1.20
K949191		5.72	0.008	0.6	0.18	288	<10	150	<0.5	<2	0.07	0.7	6	21	120	0.94
K949192		4.73	0.009	0.5	0.21	299	<10	130	<0.5	<2	0.16	1.2	6	21	65	1.10
K949193		5.98	0.011	0.7	0.43	482	<10	120	<0.5	3	0.58	1.8	6	19	141	2.15
K949194		4.75	0.010	0.7	0.25	187	<10	120	<0.5	<2	0.66	2.1	7	18	75	2.24
K949195		2.66	0.007	0.6	0.24	405	<10	70	<0.5	<2	0.21	1.3	8	19	88	2.59
K949196		2.42	0.006	0.7	0.23	392	<10	110	<0.5	2	0.19	1.3	7	20	100	2.80
K949197		4.38	0.009	0.6	0.30	472	<10	160	<0.5	<2	0.40	1.1	7	16	70	1.65
K949198		5.09	0.161	1.2	0.22	240	<10	150	<0.5	<2	0.26	0.8	6	14	57	1.60
K949199		6.03	0.134	2.1	0.29	307	10	130	<0.5	<2	0.21	1.5	5	22	49	1.39
K949200		0.64	3.73	1.6	0.30	675	10	60	<0.5	5	2.07	1.8	8	20	74	2.90
K949201		4.68	0.096	1.6	0.29	285	10	220	<0.5	2	0.13	1.6	7	18	64	1.71
K949202		5.23	0.070	1.8	0.25	360	<10	90	<0.5	4	0.16	1.0	6	20	230	1.64
K949203		5.32	0.047	1.3	0.21	261	<10	140	<0.5	3	0.03	0.8	6	18	326	1.26
K949204		6.43	0.074	3.2	0.42	1725	10	50	<0.5	10	0.23	3.7	10	15	178	3.66
K949205		4.15	0.008	0.3	0.25	267	<10	130	<0.5	10	0.35	1.1	5	16	49	1.57
K949206		5.68	0.010	0.5	0.26	202	<10	220	<0.5	<2	0.39	1.4	5	23	55	1.50
K949207		5.75	0.012	0.4	0.25	249	<10	220	<0.5	<2	0.56	1.2	5	19	58	1.49
K949208		5.05	0.016	0.9	0.26	226	<10	170	<0.5	<2	0.54	0.7	5	18	43	1.71
K949209		5.77	0.031	0.9	0.35	1065	10	110	<0.5	4	0.75	2.2	9	14	70	2.86
K949210		2.10	0.014	0.6	0.70	137	10	90	0.6	4	0.35	1.0	11	22	82	3.79
K949211		1.71	0.014	0.6	0.60	113	10	140	0.6	3	0.32	0.6	9	19	76	3.11
K949212		5.26	0.012	0.7	0.61	109	10	100	0.5	2	0.30	<0.5	10	15	73	2.59
K949213		6.36	0.005	0.7	0.54	100	<10	130	<0.5	2	0.22	3.8	9	26	94	3.70
K949214		5.61	0.015	0.5	0.97	109	10	150	0.7	2	0.24	3.4	12	20	91	3.34
K949215		5.12	0.024	0.5	0.70	678	<10	230	0.6	2	0.24	0.9	11	22	56	2.76

ALS Canada Ltd.

2103 Dollarton Hwy
North Vancouver BC V7H 0A7
Phone: 604 984 0221 Fax: 604 984 0218 www.alsglobal.com

To: GOLDEN PREDATOR CANADA CORP.
C/O PREDATOR MINING GROUP
888 DUNSMUIR STREET, 11TH FLOOR
VANCOUVER BC V6C 3K4

Finalized Date: 7- OCT- 2011
Account: GOPRED

Project: Harlan

CERTIFICATE OF ANALYSIS WH11172209

Sample Description	Method	ME- ICP41	ME- ICP41	ME- ICP41	ME- ICP41	ME- ICP41	ME- ICP41	ME- ICP41	ME- ICP41	ME- ICP41	ME- ICP41	ME- ICP41	ME- ICP41	ME- ICP41	ME- ICP41	ME- ICP41
	Analyte	Ga	Hg	K	La	Mg	Mn	Mo	Na	Ni	P	Pb	S	Sb	Sc	Sr
	Units	ppm	ppm	%	ppm	%	ppm	ppm	%	ppm	ppm	ppm	%	ppm	ppm	ppm
	LOR	10	1	0.01	10	0.01	5	1	0.01	1	10	2	0.01	2	1	1
K949176		<10	<1	0.10	<10	0.05	132	2	<0.01	29	520	10	1.66	16	2	6
K949177		<10	<1	0.08	<10	0.01	29	2	<0.01	9	200	6	0.38	11	1	5
K949178		<10	<1	0.09	<10	0.03	150	2	<0.01	27	570	5	1.00	13	2	10
K949179		<10	<1	0.10	<10	0.16	455	2	<0.01	43	450	8	2.17	10	2	14
K949180		<10	<1	0.09	<10	0.17	360	2	<0.01	40	600	6	1.95	6	2	11
K949181		<10	<1	0.09	<10	0.24	311	1	<0.01	41	460	5	1.34	7	2	14
K949182		<10	<1	0.09	<10	0.08	284	2	<0.01	47	460	5	0.93	9	1	12
K949183		<10	<1	0.09	10	0.01	69	2	<0.01	23	640	18	0.50	15	2	15
K949184		<10	<1	0.09	<10	0.01	21	1	<0.01	25	270	5	0.93	8	2	11
K949185		<10	<1	0.08	<10	0.01	15	1	<0.01	9	220	5	0.46	9	2	10
K949186		<10	<1	0.09	<10	0.58	427	6	0.08	31	540	5	0.07	2	4	42
K949187		<10	<1	0.09	<10	0.02	21	2	<0.01	28	410	6	1.30	9	3	19
K949188		<10	<1	0.08	<10	0.01	185	1	<0.01	43	410	5	1.84	8	2	12
K949189		<10	<1	0.09	<10	0.03	88	1	<0.01	45	570	4	2.22	12	2	12
K949190		<10	<1	0.09	<10	0.01	64	1	<0.01	45	310	4	1.00	9	1	8
K949191		<10	<1	0.08	<10	0.01	33	1	<0.01	34	370	4	0.79	8	1	11
K949192		<10	<1	0.08	<10	0.04	72	1	<0.01	43	420	3	0.83	5	2	11
K949193		<10	<1	0.09	<10	0.23	182	1	<0.01	53	790	6	1.94	9	3	45
K949194		<10	<1	0.08	<10	0.23	178	1	<0.01	44	870	5	2.00	4	3	22
K949195		<10	<1	0.09	<10	0.06	90	2	<0.01	43	410	6	2.40	5	2	15
K949196		<10	<1	0.09	<10	0.05	81	1	<0.01	46	460	5	2.68	4	1	14
K949197		<10	<1	0.08	<10	0.07	166	1	<0.01	49	1180	5	1.18	13	2	20
K949198		<10	<1	0.07	<10	0.09	96	1	<0.01	41	440	5	1.44	9	1	33
K949199		<10	1	0.09	<10	0.05	114	1	<0.01	42	690	10	1.17	16	1	21
K949200		<10	5	0.16	<10	0.76	297	25	0.01	70	850	19	1.89	14	3	35
K949201		<10	1	0.09	<10	0.02	50	2	0.01	52	610	9	1.53	11	2	18
K949202		<10	1	0.09	<10	0.01	17	4	0.01	52	910	36	1.63	18	1	31
K949203		<10	1	0.08	10	0.01	25	1	0.01	46	250	31	1.20	18	1	18
K949204		<10	3	0.19	<10	0.07	94	11	0.01	54	650	105	3.64	40	2	18
K949205		<10	<1	0.09	<10	0.09	169	11	<0.01	62	690	8	1.20	5	1	18
K949206		<10	<1	0.09	<10	0.13	116	3	<0.01	48	580	5	1.28	4	2	20
K949207		<10	<1	0.10	10	0.19	162	3	<0.01	46	600	5	1.15	4	2	28
K949208		<10	<1	0.10	<10	0.19	170	3	<0.01	39	700	24	1.32	15	1	33
K949209		<10	<1	0.16	10	0.29	210	3	<0.01	56	660	8	2.69	8	2	83
K949210		<10	<1	0.33	10	0.29	220	6	<0.01	79	710	9	2.83	4	4	23
K949211		<10	<1	0.29	10	0.23	184	6	<0.01	73	690	9	2.30	3	3	22
K949212		<10	<1	0.25	10	0.21	283	3	<0.01	68	440	6	1.90	2	2	42
K949213		<10	<1	0.10	10	0.46	366	3	<0.01	76	470	7	2.13	4	2	14
K949214		<10	<1	0.42	10	0.33	321	4	<0.01	70	740	5	1.88	3	4	27
K949215		<10	<1	0.24	20	0.23	275	6	<0.01	79	730	4	1.63	3	2	16

Project: Harlan

CERTIFICATE OF ANALYSIS WH11172209

Sample Description	Method Analyte Units LOR	ME- ICP41 Th ppm 20	ME- ICP41 Ti % 0.01	ME- ICP41 Tl ppm 10	ME- ICP41 U ppm 10	ME- ICP41 V ppm 1	ME- ICP41 W ppm 10	ME- ICP41 Zn ppm 2
K949176		<20	<0.01	<10	<10	24	<10	100
K949177		<20	<0.01	<10	<10	9	<10	26
K949178		<20	<0.01	<10	<10	21	<10	135
K949179		<20	<0.01	<10	<10	23	<10	194
K949180		<20	<0.01	<10	<10	21	<10	136
K949181		<20	<0.01	<10	<10	19	<10	85
K949182		<20	<0.01	<10	<10	16	<10	114
K949183		<20	<0.01	<10	<10	13	<10	43
K949184		<20	<0.01	<10	<10	10	<10	22
K949185		<20	<0.01	<10	<10	8	<10	11
K949186		<20	0.12	<10	<10	64	10	48
K949187		<20	<0.01	<10	<10	23	<10	54
K949188		<20	<0.01	<10	<10	21	<10	82
K949189		<20	<0.01	<10	<10	31	<10	79
K949190		<20	<0.01	<10	<10	13	<10	47
K949191		<20	<0.01	<10	<10	11	<10	33
K949192		<20	<0.01	<10	<10	18	<10	60
K949193		<20	<0.01	<10	<10	34	<10	91
K949194		<20	<0.01	<10	<10	24	<10	138
K949195		<20	<0.01	<10	<10	20	<10	70
K949196		<20	<0.01	<10	<10	19	<10	66
K949197		<20	<0.01	<10	<10	21	<10	98
K949198		<20	<0.01	<10	<10	15	<10	42
K949199		<20	<0.01	<10	<10	18	<10	63
K949200		<20	<0.01	<10	<10	55	<10	144
K949201		<20	<0.01	<10	<10	21	<10	57
K949202		<20	<0.01	<10	<10	21	<10	46
K949203		<20	<0.01	<10	<10	18	<10	17
K949204		<20	<0.01	<10	<10	29	<10	230
K949205		<20	<0.01	<10	<10	17	<10	61
K949206		<20	<0.01	<10	<10	23	<10	80
K949207		<20	<0.01	<10	<10	18	<10	94
K949208		<20	<0.01	<10	<10	22	<10	60
K949209		<20	<0.01	<10	<10	23	<10	213
K949210		<20	0.02	<10	<10	65	<10	125
K949211		<20	0.01	<10	<10	53	<10	80
K949212		<20	<0.01	<10	<10	57	<10	57
K949213		<20	<0.01	<10	<10	46	<10	281
K949214		<20	0.02	<10	<10	72	<10	237
K949215		<20	<0.01	<10	<10	54	<10	109

Project: Harlan

CERTIFICATE OF ANALYSIS WH11172209

	Method	WEI- 21	Au- AA23	ME- ICP41	ME- ICP41	ME- ICP41	ME- ICP41	ME- ICP41	ME- ICP41	ME- ICP41	ME- ICP41	ME- ICP41	ME- ICP41	ME- ICP41	ME- ICP41	ME- ICP41
	Analyte	Recvd Wt.	Au	Ag	Al	As	B	Ba	Be	Bi	Ca	Cd	Co	Cr	Cu	Fe
	Units	kg	ppm	ppm	%	ppm	ppm	ppm	ppm	ppm	%	ppm	ppm	ppm	ppm	%
Sample Description	LOR	0.02	0.005	0.2	0.01	2	10	10	0.5	2	0.01	0.5	1	1	1	0.01
K949216		4.62	0.010	0.6	0.65	120	<10	230	0.6	3	0.23	2.8	14	15	77	2.91
K949217		4.69	0.011	1.4	0.75	1025	<10	90	0.5	13	0.24	1.9	15	21	94	4.65
K949218		6.10	0.009	0.5	0.46	112	<10	160	<0.5	3	0.34	3.3	10	13	106	2.76
K949219		3.54	0.015	1.0	0.61	896	10	70	0.6	4	0.23	5.0	17	15	123	4.38
K949220		3.11	0.005	<0.2	0.46	428	10	160	0.8	<2	1.96	<0.5	3	3	3	1.72
K949221		5.13	<0.005	<0.2	0.63	119	10	180	0.9	<2	1.45	0.7	4	3	3	2.34
K949222		0.67	0.990	0.5	1.21	10	<10	110	<0.5	<2	0.88	<0.5	8	42	43	2.71
K949223		7.94	0.006	<0.2	0.99	364	10	80	1.2	<2	0.89	1.1	5	3	16	2.60
K949224		3.85	0.205	0.7	0.69	1425	10	110	0.7	2	0.18	20.0	14	16	230	2.13
K949225		6.62	0.042	1.0	1.08	870	10	100	0.9	5	0.62	9.0	14	26	100	4.98
K949226		4.90	0.012	1.8	0.60	194	<10	180	0.5	13	0.71	<0.5	9	19	167	3.31
K949227		4.75	0.018	1.0	0.32	405	<10	50	<0.5	16	0.88	3.1	5	16	73	3.55
K949228		4.22	0.013	1.0	0.54	532	<10	90	<0.5	28	0.99	4.5	6	24	72	3.74
K949229		5.08	0.009	0.5	0.32	58	<10	250	<0.5	<2	0.17	2.6	5	22	78	1.14
K949230		6.22	0.012	0.8	0.40	40	<10	180	<0.5	<2	0.27	1.2	6	28	45	1.53
K949231		4.71	0.009	0.7	0.45	47	<10	160	<0.5	<2	0.25	2.1	13	29	40	3.08
K949232		0.67	0.005	0.4	1.06	4	<10	80	<0.5	<2	0.72	<0.5	7	25	20	1.90
K949233		5.36	0.006	0.5	0.19	79	<10	200	<0.5	<2	0.20	<0.5	5	21	37	1.09
K949234		4.92	0.018	0.8	0.38	212	<10	210	<0.5	2	0.43	3.0	9	14	63	2.12
K949235		5.38	0.019	1.2	0.56	1375	<10	100	0.7	3	0.44	12.8	9	17	57	4.19
K949236		3.49	0.022	0.9	0.35	243	<10	120	<0.5	<2	0.14	8.4	6	22	45	1.54
K949237		7.29	0.011	1.2	0.47	215	<10	190	<0.5	4	0.30	7.3	7	26	45	2.73
K949238		5.99	0.014	0.8	0.41	110	<10	300	<0.5	<2	0.13	8.6	6	20	37	1.37
K949239		5.72	0.011	0.7	0.37	48	<10	200	<0.5	<2	0.11	7.9	8	22	36	1.18
K949240		5.90	0.014	0.8	0.84	203	<10	180	0.7	<2	0.19	23.6	12	29	56	3.47
K949241		0.67	3.84	1.8	0.33	694	10	50	<0.5	7	2.10	1.7	7	20	80	2.97
K949242		5.16	0.017	0.8	0.43	121	<10	130	<0.5	4	0.34	3.4	7	23	35	2.20
K949243		5.64	0.023	1.1	0.39	1660	<10	130	<0.5	8	0.42	4.1	7	16	82	2.46
K949244		5.15	0.014	1.0	0.27	1720	<10	100	<0.5	8	0.78	3.2	6	18	66	2.80
K949245		5.00	0.008	0.5	0.23	204	<10	230	<0.5	5	0.47	0.5	6	27	39	1.34
K949246		5.23	0.027	3.0	0.26	1850	<10	60	<0.5	22	1.80	2.0	7	19	123	4.47
K949248		1.86	0.061	1.8	0.44	2930	10	30	0.6	14	0.41	<0.5	12	12	95	3.36
K949247		1.97	0.038	1.5	0.45	1630	10	50	0.5	12	0.40	<0.5	11	9	87	3.18
K949249		6.18	0.011	1.3	0.59	215	10	50	0.5	9	0.98	6.8	11	18	91	3.50
K949250		4.90	0.007	0.7	0.33	64	10	160	<0.5	6	0.75	0.8	8	19	49	1.98
K951501		5.54	0.015	1.2	0.57	770	10	100	0.5	16	0.43	1.1	11	18	95	3.51
K951502		5.68	0.006	0.7	0.73	31	<10	180	0.5	5	0.38	0.5	8	27	59	2.40
K951503		5.64	0.011	1.2	0.75	41	10	100	0.7	5	0.75	8.3	11	24	82	2.84
K951504		5.55	0.008	1.2	0.70	95	<10	170	<0.5	4	2.28	0.5	5	27	43	2.69
K951505		6.24	0.009	0.9	0.61	76	<10	190	<0.5	4	1.39	0.6	4	30	36	1.57

To: GOLDEN PREDATOR CANADA CORP.
C/O PREDATOR MINING GROUP
888 DUNSMUIR STREET, 11TH FLOOR
VANCOUVER BC V6C 3K4

Project: Harlan

CERTIFICATE OF ANALYSIS WH11172209

Sample Description	Method Analyte Units LOR	ME- ICP41 Ga ppm 10	ME- ICP41 Hg ppm 1	ME- ICP41 K % 0.01	ME- ICP41 La ppm 10	ME- ICP41 Mg % 0.01	ME- ICP41 Mn ppm 5	ME- ICP41 Mo ppm 1	ME- ICP41 Na % 0.01	ME- ICP41 Ni ppm 1	ME- ICP41 P ppm 10	ME- ICP41 Pb ppm 2	ME- ICP41 S % 0.01	ME- ICP41 Sb ppm 2	ME- ICP41 Sc ppm 1	ME- ICP41 Sr ppm 1
K949216		<10	<1	0.25	10	0.14	269	4	<0.01	83	770	4	1.91	6	2	25
K949217		<10	<1	0.19	10	0.54	415	6	<0.01	86	610	8	3.03	10	3	21
K949218		<10	<1	0.19	10	0.10	250	3	<0.01	62	780	6	1.98	3	2	41
K949219		<10	<1	0.21	10	0.22	401	6	<0.01	98	730	28	3.08	15	3	50
K949220		<10	<1	0.28	30	0.27	442	1	0.02	3	440	13	0.37	<2	2	158
K949221		<10	<1	0.28	30	0.28	707	1	0.02	9	440	26	0.45	<2	2	105
K949222		<10	<1	0.09	<10	0.58	404	6	0.07	32	520	4	0.06	<2	4	38
K949223		<10	<1	0.27	20	0.37	702	1	0.01	27	510	19	0.47	2	2	69
K949224		<10	1	0.19	10	0.06	120	4	<0.01	113	750	10	2.02	39	2	85
K949225		<10	<1	0.28	10	0.74	689	5	<0.01	101	790	8	3.02	12	5	47
K949226		<10	<1	0.18	10	0.51	239	4	<0.01	55	770	14	2.41	3	2	33
K949227		<10	<1	0.10	<10	0.35	312	2	<0.01	51	720	15	3.21	6	3	83
K949228		<10	<1	0.08	<10	0.47	465	2	<0.01	62	870	9	2.78	14	3	46
K949229		<10	<1	0.10	10	0.04	83	2	<0.01	47	570	6	0.92	<2	1	41
K949230		<10	<1	0.11	10	0.20	230	2	<0.01	45	430	5	0.94	4	2	15
K949231		<10	<1	0.10	10	0.33	831	3	<0.01	106	530	6	1.23	8	2	16
K949232		<10	<1	0.07	<10	0.47	281	3	0.05	18	470	2	0.04	<2	4	31
K949233		<10	<1	0.09	<10	0.06	132	2	<0.01	37	370	6	0.81	<2	1	11
K949234		<10	<1	0.17	10	0.13	180	3	<0.01	49	640	10	1.94	8	2	34
K949235		<10	<1	0.10	<10	0.16	850	4	<0.01	74	650	12	2.46	16	3	78
K949236		<10	<1	0.10	<10	0.02	87	3	<0.01	55	620	10	1.35	10	1	25
K949237		<10	<1	0.10	10	0.33	526	3	<0.01	62	550	16	1.35	6	3	20
K949238		<10	<1	0.10	10	0.07	263	3	<0.01	58	540	10	0.82	6	1	33
K949239		<10	<1	0.10	10	0.11	120	2	<0.01	73	440	8	0.77	6	2	21
K949240		<10	<1	0.10	<10	0.54	842	2	<0.01	104	600	11	1.62	7	2	44
K949241		<10	5	0.19	<10	0.87	297	27	0.01	75	860	22	2.05	13	3	33
K949242		<10	<1	0.09	10	0.27	449	5	0.01	55	590	16	1.11	8	2	17
K949243		<10	<1	0.11	<10	0.16	183	3	0.01	66	590	14	2.11	13	2	55
K949244		<10	<1	0.10	<10	0.30	276	2	0.01	52	610	14	2.31	10	2	45
K949245		<10	<1	0.10	10	0.18	153	3	0.01	42	410	6	1.05	4	1	34
K949246		<10	<1	0.10	<10	0.77	453	3	0.02	41	580	46	4.55	8	4	128
K949248		<10	<1	0.24	10	0.14	70	6	0.01	57	550	31	3.40	9	1	43
K949247		<10	1	0.24	10	0.13	66	5	0.01	51	580	22	3.30	8	1	43
K949249		<10	1	0.20	10	0.60	304	4	0.01	52	630	18	3.46	7	4	80
K949250		<10	1	0.14	10	0.24	203	4	0.01	54	530	8	1.81	7	2	68
K951501		<10	<1	0.20	10	0.28	219	4	0.01	55	630	15	2.59	12	3	45
K951502		<10	<1	0.25	10	0.33	325	3	0.01	43	720	7	1.42	7	2	28
K951503		<10	<1	0.28	10	0.31	294	11	0.01	59	820	11	2.24	8	2	45
K951504		<10	<1	0.13	10	0.80	943	12	0.01	41	670	11	1.96	8	2	65
K951505		<10	<1	0.11	10	0.59	483	3	0.01	34	480	12	1.05	7	2	43

CERTIFICATE OF ANALYSIS WH11172209

Sample Description / Method Analyte Units LOR	ME- ICP41 Th ppm 20	ME- ICP41 Ti % 0.01	ME- ICP41 Tl ppm 10	ME- ICP41 U ppm 10	ME- ICP41 V ppm 1	ME- ICP41 W ppm 10	ME- ICP41 Zn ppm 2
K949216	<20	<0.01	<10	<10	44	<10	125
K949217	<20	<0.01	<10	<10	50	<10	190
K949218	<20	<0.01	<10	<10	30	<10	269
K949219	<20	<0.01	<10	<10	46	<10	460
K949220	20	<0.01	<10	<10	2	<10	30
K949221	20	<0.01	<10	<10	3	<10	147
K949222	<20	0.12	<10	<10	61	10	46
K949223	20	<0.01	<10	<10	9	<10	247
K949224	<20	<0.01	<10	<10	32	<10	745
K949225	<20	0.01	<10	<10	92	<10	535
K949226	<20	<0.01	<10	<10	42	<10	75
K949227	<20	<0.01	<10	<10	25	<10	108
K949228	<20	<0.01	<10	<10	40	<10	140
K949229	<20	<0.01	<10	<10	20	<10	68
K949230	<20	<0.01	<10	<10	34	<10	87
K949231	<20	0.01	<10	<10	44	<10	313
K949232	<20	0.11	<10	<10	45	20	33
K949233	<20	<0.01	<10	<10	12	<10	61
K949234	<20	<0.01	<10	<10	22	<10	143
K949235	<20	<0.01	<10	<10	42	<10	469
K949236	<20	<0.01	<10	<10	23	<10	207
K949237	<20	<0.01	<10	<10	40	<10	491
K949238	<20	<0.01	<10	<10	26	<10	144
K949239	<20	<0.01	<10	<10	26	<10	239
K949240	<20	<0.01	<10	<10	59	<10	492
K949241	<20	<0.01	<10	<10	61	<10	150
K949242	<20	<0.01	<10	<10	39	<10	217
K949243	<20	<0.01	<10	<10	30	<10	132
K949244	<20	<0.01	<10	<10	21	<10	237
K949245	<20	<0.01	<10	<10	20	<10	79
K949246	<20	<0.01	<10	<10	28	<10	195
K949248	<20	<0.01	<10	<10	24	<10	36
K949247	<20	<0.01	<10	<10	24	<10	23
K949249	<20	<0.01	<10	<10	50	<10	585
K949250	<20	<0.01	<10	<10	26	<10	83
K951501	<20	<0.01	<10	<10	40	<10	126
K951502	<20	0.01	<10	<10	53	<10	80
K951503	<20	0.01	<10	<10	57	<10	713
K951504	<20	0.01	<10	<10	47	<10	50
K951505	<20	<0.01	<10	<10	48	<10	56

ALS Minerals

ALS Canada Ltd.

2103 Dollarton Hwy
North Vancouver BC V7H 0A7
Phone: 604 984 0221 Fax: 604 984 0218 www.alsglobal.com

To: GOLDEN PREDATOR CANADA CORP.
C/O PREDATOR MINING GROUP
888 DUNSMUIR STREET, 11TH FLOOR
VANCOUVER BC V6C 3K4

Finalized Date: 7- OCT- 2011
Account: GOPRED

Project: Harlan

CERTIFICATE OF ANALYSIS WH11172209

Sample Description	Method Analyte Units LOR	WEI- 21 Recvd Wt. kg 0.02	Au- AA23 Au ppm 0.005	ME- ICP41 Ag ppm 0.2	ME- ICP41 Al % 0.01	ME- ICP41 As ppm 2	ME- ICP41 B ppm 10	ME- ICP41 Ba ppm 10	ME- ICP41 Be ppm 0.5	ME- ICP41 Bi ppm 2	ME- ICP41 Ca % 0.01	ME- ICP41 Cd ppm 0.5	ME- ICP41 Co ppm 1	ME- ICP41 Cr ppm 1	ME- ICP41 Cu ppm 1	ME- ICP41 Fe % 0.01
K951506		5.57	0.013	1.1	0.60	43	<10	130	<0.5	5	1.13	1.3	5	25	41	2.23
K951507		5.90	0.008	0.9	1.44	59	10	60	0.9	3	0.31	1.1	14	30	117	4.03
K951508		6.45	0.008	0.4	1.02	102	10	190	0.8	5	0.27	<0.5	12	20	55	2.33
K951509		5.27	0.013	0.7	0.39	621	<10	30	<0.5	11	0.69	0.6	7	15	74	2.90
K951510		0.68	<0.005	0.4	1.12	2	<10	80	<0.5	2	0.73	<0.5	8	25	21	1.93
K951511		5.37	0.009	1.2	0.61	265	<10	120	<0.5	16	0.34	17.6	4	21	60	2.88
K951512		6.37	0.006	0.8	0.51	636	<10	150	<0.5	16	0.53	0.9	6	29	42	1.91
K951513		5.97	0.005	0.6	0.60	52	<10	220	<0.5	5	0.82	<0.5	4	32	37	1.56
K951514		5.49	0.005	0.8	0.60	68	10	190	<0.5	5	0.28	2.0	10	19	74	2.08
K951515		6.27	<0.005	0.7	0.44	47	<10	200	<0.5	5	0.19	1.5	6	16	52	1.32
K951516		5.41	<0.005	0.8	0.57	57	<10	130	<0.5	4	1.00	1.9	6	25	39	2.11
K951517		5.16	0.005	0.8	0.74	43	<10	170	0.5	4	1.37	1.5	5	31	41	2.03
K951518		6.85	<0.005	0.6	0.50	31	<10	230	<0.5	4	0.92	0.5	5	28	42	1.45
K951519		2.60	0.006	0.8	0.68	85	10	100	0.7	8	0.29	0.5	13	17	78	2.54
K951520		2.31	0.006	0.8	0.72	79	10	120	0.7	6	0.26	1.7	13	16	78	2.21
K951521		5.98	0.008	0.8	0.62	224	10	190	0.7	57	0.25	1.3	12	11	86	2.03

CERTIFICATE OF ANALYSIS WH11172209

Sample Description	Method Analyte Units LOR	ME- ICP41 Ga ppm 10	ME- ICP41 Hg ppm 1	ME- ICP41 K % 0.01	ME- ICP41 La ppm 10	ME- ICP41 Mg % 0.01	ME- ICP41 Mn ppm 5	ME- ICP41 Mo ppm 1	ME- ICP41 Na % 0.01	ME- ICP41 Ni ppm 1	ME- ICP41 P ppm 10	ME- ICP41 Pb ppm 2	ME- ICP41 S % 0.01	ME- ICP41 Sb ppm 2	ME- ICP41 Sc ppm 1	ME- ICP41 Sr ppm 1
K951506		<10	1	0.09	10	0.60	547	2	0.01	39	490	13	1.54	8	3	32
K951507		<10	<1	0.52	20	0.56	670	4	0.01	56	920	8	2.02	13	6	27
K951508		<10	<1	0.38	20	0.28	200	4	0.01	59	800	6	1.37	15	4	25
K951509		<10	<1	0.16	<10	0.30	249	2	0.01	36	560	9	2.77	10	2	25
K951510		<10	1	0.07	<10	0.47	288	3	0.07	17	480	3	0.06	<2	4	32
K951511		<10	1	0.11	10	0.47	248	4	0.01	41	430	16	2.17	9	2	15
K951512		<10	<1	0.14	10	0.36	268	2	0.01	46	440	8	1.34	12	2	19
K951513		<10	<1	0.15	10	0.48	294	3	0.01	36	550	7	1.07	8	2	26
K951514		<10	<1	0.23	10	0.22	114	5	0.01	53	870	11	1.78	10	2	32
K951515		<10	<1	0.17	10	0.15	84	4	0.01	41	520	6	1.04	8	1	42
K951516		<10	<1	0.12	10	0.67	475	3	0.01	49	410	8	1.46	5	2	36
K951517		<10	<1	0.16	10	0.92	590	2	0.01	42	480	6	1.21	7	2	37
K951518		<10	<1	0.14	10	0.47	330	3	0.01	44	460	6	1.05	8	2	37
K951519		<10	1	0.26	20	0.23	122	6	0.01	60	500	7	2.08	8	2	25
K951520		<10	<1	0.29	20	0.21	117	6	0.01	59	550	7	1.79	8	2	26
K951521		<10	1	0.27	20	0.09	202	5	0.01	45	840	9	1.48	11	2	55

To: GOLDEN PREDATOR CANADA CORP.
C/O PREDATOR MINING GROUP
888 DUNSMUIR STREET, 11TH FLOOR
VANCOUVER BC V6C 3K4

Project: Harlan

CERTIFICATE OF ANALYSIS WH11172209

Sample Description	Method Analyte Units LOR	ME- ICP41 Th ppm 20	ME- ICP41 Ti % 0.01	ME- ICP41 Tl ppm 10	ME- ICP41 U ppm 10	ME- ICP41 V ppm 1	ME- ICP41 W ppm 10	ME- ICP41 Zn ppm 2
K951506		<20	<0.01	<10	<10	53	<10	133
K951507		<20	0.04	<10	<10	116	<10	159
K951508		<20	0.01	<10	<10	60	<10	52
K951509		<20	<0.01	<10	<10	27	<10	88
K951510		<20	0.12	<10	<10	48	20	34
K951511		<20	<0.01	<10	<10	44	<10	1285
K951512		<20	<0.01	<10	<10	50	<10	122
K951513		<20	0.01	<10	<10	57	<10	59
K951514		<20	<0.01	<10	<10	36	<10	246
K951515		<20	<0.01	<10	<10	26	<10	170
K951516		<20	<0.01	<10	<10	49	<10	229
K951517		<20	0.01	<10	<10	63	<10	187
K951518		<20	0.01	<10	<10	56	<10	64
K951519		<20	<0.01	<10	<10	43	<10	67
K951520		<20	<0.01	<10	<10	46	<10	174
K951521		<20	<0.01	<10	<10	36	<10	179

ALS Canada Ltd.
2103 Dollarton Hwy
North Vancouver BC V7H 0A7
Phone: 604 984 0221 Fax: 604 984 0218 www.alsglobal.com

To: GOLDEN PREDATOR CANADA CORP.
C/O PREDATOR MINING GROUP
888 DUNSMUIR STREET, 11TH FLOOR
VANCOUVER BC V6C 3K4

Page: 1
Finalized Date: 18- AUG- 2011
This copy reported on
9- MAR- 2012
Account: GOPRED

CERTIFICATE WH11153512

Project: Harlan
P.O. No.: HAR- 2011- JC- 1800
This report is for 26 Drill Core samples submitted to our lab in Whitehorse, YT, Canada on 11- AUG- 2011.

The following have access to data associated with this certificate:

MIKE BURKE
MIKE MASLOWSKI
JEFF CARY
BRUCE OTTO
JACK COTE

SAMPLE PREPARATION

ALS CODE	DESCRIPTION
WEI- 21	Received Sample Weight
LOG- 21	Sample logging - ClientBarCode
CRU- 31	Fine crushing - 70% <2mm
SPL- 21	Split sample - riffle splitter
PUL- 31	Pulverize split to 85% <75 um
LOG- 23	Pulp Login - Rcvd with Barcode
CRU- QC	Crushing QC Test
PUL- QC	Pulverizing QC Test

ANALYTICAL PROCEDURES

ALS CODE	DESCRIPTION	INSTRUMENT
Au- AA23	Au 30g FA- AA finish	AAS

To: GOLDEN PREDATOR CANADA CORP.
ATTN: JEFF CARY
C/O PREDATOR MINING GROUP
888 DUNSMUIR STREET, 11TH FLOOR
VANCOUVER BC V6C 3K4

This is the Final Report and supersedes any preliminary report with this certificate number. Results apply to samples as submitted. All pages of this report have been checked and approved for release.

Signature:
Colin Ramshaw, Vancouver Laboratory Manager

ALS Canada Ltd.

2103 Dollarton Hwy
North Vancouver BC V7H 0A7
Phone: 604 984 0221 Fax: 604 984 0218 www.alsglobal.com

To: GOLDEN PREDATOR CANADA CORP.
C/O PREDATOR MINING GROUP
888 DUNSMUIR STREET, 11TH FLOOR
VANCOUVER BC V6C 3K4

Finalized Date: 18- AUG- 2011
Account: GOPRED

Project: Harlan

CERTIFICATE OF ANALYSIS WH11153512

Sample Description	Method Analyte Units LOR	WEI- 21 Recvd Wt. kg 0.02	Au- AA23 Au ppm 0.005
K949001		1.01	0.024
K949002		0.38	0.045
K949003		1.03	0.102
K949004		3.14	0.200
K949005		1.61	0.116
K949006		2.16	0.058
K949007		1.94	0.032
K949008		4.52	0.050
K949009		3.73	0.067
K949010		5.28	0.020
K949011		2.06	<0.005
K949012		5.74	0.005
K949013		5.25	0.005
K949014		5.34	0.008
K949015		4.96	0.005
K949016		5.04	0.005
K949017		4.55	0.007
K949018		0.09	<0.005
K949019		5.23	<0.005
K949020		5.71	0.009
K949021		4.99	0.014
K949022		4.98	0.016
K949023		3.01	0.028
K949024		5.57	0.007
K949351		2.65	0.029
K949352		0.11	3.95

ALS Minerals

ALS Canada Ltd.
2103 Dollarton Hwy
North Vancouver BC V7H 0A7
Phone: 604 984 0221 Fax: 604 984 0218 www.alsglobal.com

To: GOLDEN PREDATOR CANADA CORP.
C/O PREDATOR MINING GROUP
888 DUNSMUIR STREET, 11TH FLOOR
VANCOUVER BC V6C 3K4

Finalized Date: 2- DEC- 2011
This copy reported on
9- MAR- 2012
Account: GOPRED

CERTIFICATE WH11235212

Project: Harlan
P.O. No.: HAR- 2011- JC- 1856
This report is for 173 Drill Core samples submitted to our lab in Whitehorse, YT, Canada on 2- SEP- 2011.

The following have access to data associated with this certificate:

MIKE BURKE JACK COTE	ANDREW CALDWELL MIKE MASLOWSKI	JEFF CARY BRUCE OTTO

SAMPLE PREPARATION

ALS CODE	DESCRIPTION
FND- 02	Find Sample for Addn Analysis

ANALYTICAL PROCEDURES

ALS CODE	DESCRIPTION	INSTRUMENT
Zn- OG46	Ore Grade Zn - Aqua Regia	VARIABLE
ME- ICP41	35 Element Aqua Regia ICP- AES	ICP- AES
ME- OG46	Ore Grade Elements - AquaRegia	ICP- AES

To: GOLDEN PREDATOR CANADA CORP.
ATTN: JEFF CARY
C/O PREDATOR MINING GROUP
888 DUNSMUIR STREET, 11TH FLOOR
VANCOUVER BC V6C 3K4

This is the Final Report and supersedes any preliminary report with this certificate number. Results apply to samples as submitted. All pages of this report have been checked and approved for release.

Signature:
Colin Ramshaw, Vancouver Laboratory Manager

ALS Minerals

ALS Canada Ltd.

2103 Dollarton Hwy
North Vancouver BC V7H 0A7
Phone: 604 984 0221 Fax: 604 984 0218 www.alsglobal.com

To: GOLDEN PREDATOR CANADA CORP.
C/O PREDATOR MINING GROUP
888 DUNSMUIR STREET, 11TH FLOOR
VANCOUVER BC V6C 3K4

Project: Harlan

CERTIFICATE OF ANALYSIS WH11235212

Sample Description	Method	ME- ICP41	ME- ICP41	ME- ICP41	ME- ICP41	ME- ICP41	ME- ICP41	ME- ICP41	ME- ICP41	ME- ICP41	ME- ICP41	ME- ICP41	ME- ICP41	ME- ICP41	ME- ICP41	ME- ICP41
	Analyte	Ag	Al	As	B	Ba	Be	Bi	Ca	Cd	Co	Cr	Cu	Fe	Ga	Hg
	Units	ppm	%	ppm	ppm	ppm	ppm	ppm	%	ppm	ppm	ppm	ppm	%	ppm	ppm
	LOR	0.2	0.01	2	10	10	0.5	2	0.01	0.5	1	1	1	0.01	10	1
K951522		0.8	0.64	94	<10	150	<0.5	<2	1.37	1.4	10	20	50	3.34	<10	<1
K951523		0.4	1.03	189	<10	110	0.9	3	1.25	<0.5	7	3	9	2.58	<10	<1
K951524		<0.2	1.08	50	10	170	0.8	<2	1.90	<0.5	6	1	2	2.30	<10	<1
K951525		<0.2	1.28	9	<10	130	0.7	<2	1.92	<0.5	5	2	2	2.30	<10	<1
K951526		<0.2	1.39	6	<10	120	0.6	<2	1.54	<0.5	5	3	2	2.37	<10	<1
K951527		<0.2	1.40	3	<10	80	0.5	<2	1.26	<0.5	5	4	1	2.46	10	<1
K951528		<0.2	1.01	6	<10	160	0.7	<2	1.77	<0.5	5	2	3	2.29	<10	<1
K951529		<0.2	0.76	69	10	250	0.8	<2	1.97	<0.5	5	1	6	2.25	<10	<1
K951530		<0.2	0.84	19	10	150	0.8	<2	1.83	<0.5	5	2	2	2.22	<10	<1
K951531		<0.2	0.51	3670	20	100	0.8	<2	1.58	<0.5	5	<1	7	2.28	<10	1
K951532		<0.2	0.51	4880	20	100	0.7	<2	1.65	<0.5	5	<1	7	2.31	<10	1
K951533		1.2	0.50	1120	40	70	0.7	2	0.80	<0.5	5	1	17	2.16	<10	2
K951534		0.7	0.28	952	10	150	<0.5	<2	1.52	0.6	6	16	39	1.67	<10	1
K951535		0.6	0.26	1670	<10	150	<0.5	<2	1.77	0.7	5	19	35	1.98	<10	1
K951536		0.7	0.34	70	<10	170	<0.5	2	0.11	4.5	2	16	56	0.69	<10	<1
K951537		0.6	0.93	71	<10	120	1.0	<2	0.45	26.6	11	20	133	3.27	<10	<1
K951538		0.7	0.66	116	<10	120	0.8	<2	0.46	25.8	7	20	133	2.31	<10	<1
K951539		4.3	0.22	224	<10	180	<0.5	5	0.04	1.6	2	17	39	1.08	<10	<1
K951540		0.2	1.04	3	<10	70	<0.5	<2	0.65	<0.5	8	24	19	1.79	<10	<1
K951541		6.9	0.18	271	<10	260	<0.5	42	0.03	0.6	1	14	10	0.79	<10	<1
K951542		9.4	0.25	88	10	1130	<0.5	7	0.05	<0.5	1	9	18	0.53	<10	1
K951543		1.1	0.43	99	10	420	<0.5	2	0.01	<0.5	1	12	11	0.67	<10	<1
K951544		0.8	0.44	117	10	330	<0.5	2	0.01	<0.5	1	11	32	0.61	<10	<1
K951545		1.9	0.35	182	<10	240	<0.5	2	0.05	0.8	2	14	108	1.28	<10	<1
K951546		6.6	0.37	92	10	380	<0.5	34	0.01	<0.5	1	11	86	0.65	<10	<1
K951547		0.9	0.39	56	10	260	<0.5	4	0.05	0.7	1	14	236	0.43	<10	<1
K951548		1.9	0.39	74	<10	270	<0.5	7	0.05	0.9	2	13	59	0.64	<10	<1
K951549		2.0	0.49	97	10	220	<0.5	4	0.07	1.6	4	13	98	1.55	<10	<1
K951550		0.4	1.25	9	<10	110	<0.5	<2	0.85	<0.5	9	42	43	2.66	<10	<1
K951001		0.5	0.38	131	<10	210	<0.5	4	0.10	1.5	4	14	59	1.35	<10	<1
K951002		0.9	0.43	160	<10	150	<0.5	2	0.15	1.4	3	13	72	1.20	<10	<1
K951003		3.7	0.38	125	<10	190	<0.5	3	0.10	1.6	5	14	93	0.97	<10	<1
K951004		0.9	0.32	119	<10	150	<0.5	3	0.36	55.9	4	16	71	1.35	<10	1
K951005		0.8	0.26	96	<10	170	<0.5	3	0.11	5.9	5	16	56	1.18	<10	<1
K951006		2.4	0.45	114	<10	290	<0.5	4	0.13	3.6	4	14	35	1.15	<10	<1
K951007		1.8	0.26	182	<10	110	<0.5	5	0.09	3.5	5	22	51	2.76	<10	<1
K951008		2.3	0.34	229	<10	160	<0.5	4	0.13	3.2	4	19	80	1.46	<10	<1
K951009		0.4	0.42	119	<10	170	<0.5	2	0.17	4.2	5	19	90	1.31	<10	<1
K951010		4.4	0.51	243	<10	130	0.6	20	0.60	17.2	6	18	179	2.73	<10	<1
K951011		11.3	0.44	355	<10	100	0.5	38	1.17	25.4	7	18	85	3.69	<10	<1

ALS Minerals

ALS Canada Ltd.

2103 Dollarton Hwy
North Vancouver BC V7H 0A7
Phone: 604 984 0221 Fax: 604 984 0218 www.alsglobal.com

To: GOLDEN PREDATOR CANADA CORP.
C/O PREDATOR MINING GROUP
888 DUNSMUIR STREET, 11TH FLOOR
VANCOUVER BC V6C 3K4

Project: Harlan

CERTIFICATE OF ANALYSIS WH11235212

Sample Description	Method Analyte Units LOR	ME-ICP41 K % 0.01	ME-ICP41 La ppm 10	ME-ICP41 Mg % 0.01	ME-ICP41 Mn ppm 5	ME-ICP41 Mo ppm 1	ME-ICP41 Na % 0.01	ME-ICP41 Ni ppm 1	ME-ICP41 P ppm 10	ME-ICP41 Pb ppm 2	ME-ICP41 S % 0.01	ME-ICP41 Sb ppm 2	ME-ICP41 Sc ppm 1	ME-ICP41 Sr ppm 1	ME-ICP41 Th ppm 20	ME-ICP41 Ti % 0.01
K951522		0.10	10	0.71	1125	11	0.01	68	460	18	1.70	12	3	89	<20	<0.01
K951523		0.31	20	0.54	677	1	0.01	14	590	18	1.38	9	2	75	<20	<0.01
K951524		0.33	20	0.47	573	1	0.02	5	590	16	0.39	2	2	160	<20	<0.01
K951525		0.29	20	0.37	543	1	0.05	1	570	11	0.19	<2	3	120	<20	<0.01
K951526		0.27	10	0.39	525	1	0.07	1	590	11	0.28	<2	3	37	<20	0.03
K951527		0.21	10	0.42	518	1	0.09	<1	580	9	0.27	<2	3	35	<20	0.09
K951528		0.27	20	0.36	517	1	0.06	1	570	10	0.29	<2	3	125	<20	0.01
K951529		0.28	20	0.35	532	1	0.05	1	560	10	0.35	<2	2	176	<20	<0.01
K951530		0.29	20	0.37	531	1	0.05	<1	560	8	0.40	2	2	114	<20	<0.01
K951531		0.30	20	0.64	565	1	0.01	2	560	15	2.15	13	2	84	<20	<0.01
K951532		0.30	20	0.67	609	1	0.01	2	560	14	2.09	14	2	87	<20	<0.01
K951533		0.28	20	0.33	408	1	0.01	6	540	13	2.25	14	2	46	<20	<0.01
K951534		0.12	10	0.70	737	2	0.01	38	670	7	1.49	13	2	104	<20	<0.01
K951535		0.11	<10	0.79	910	1	0.01	32	500	7	1.74	13	3	100	<20	<0.01
K951536		0.12	10	0.03	59	2	0.01	9	490	22	0.12	39	1	19	<20	<0.01
K951537		0.08	<10	0.63	1050	2	0.01	70	880	13	0.27	52	3	18	<20	<0.01
K951538		0.09	10	0.30	542	2	0.01	49	630	19	0.30	57	3	18	<20	<0.01
K951539		0.10	10	0.02	35	1	0.01	4	300	124	0.15	48	2	25	<20	<0.01
K951540		0.06	<10	0.45	277	3	0.06	16	460	2	0.05	<2	4	29	<20	0.11
K951541		0.12	10	0.01	24	1	0.01	1	340	151	0.12	71	2	11	<20	<0.01
K951542		0.16	10	0.03	16	1	0.01	1	150	30	0.17	47	2	11	<20	<0.01
K951543		0.30	20	0.02	12	1	0.01	<1	180	7	0.21	25	1	18	<20	<0.01
K951544		0.27	20	0.02	10	3	0.01	1	280	11	0.13	24	2	30	<20	<0.01
K951545		0.19	10	0.02	27	4	0.01	4	630	21	0.26	38	2	34	<20	<0.01
K951546		0.25	10	0.02	11	5	0.01	1	130	110	0.34	135	1	7	<20	<0.01
K951547		0.20	10	0.02	14	4	0.01	2	510	30	0.20	29	2	29	<20	<0.01
K951548		0.21	10	0.02	17	4	0.01	2	550	66	0.30	41	1	32	<20	<0.01
K951549		0.25	10	0.02	19	4	0.01	15	610	14	1.18	39	1	31	<20	<0.01
K951550		0.09	<10	0.58	418	6	0.08	30	530	4	0.07	<2	4	39	<20	0.12
K951001		0.14	<10	0.02	34	2	0.01	22	690	11	0.81	20	1	26	<20	<0.01
K951002		0.09	<10	0.04	101	3	0.01	20	650	5	0.74	17	1	25	<20	<0.01
K951003		0.11	<10	0.02	58	2	0.01	19	550	10	0.62	27	1	26	<20	<0.01
K951004		0.10	<10	0.11	217	2	0.01	19	530	37	1.21	23	1	37	<20	<0.01
K951005		0.11	<10	0.02	40	2	0.01	20	440	23	0.88	24	1	18	<20	<0.01
K951006		0.19	10	0.03	29	3	0.01	21	640	83	0.96	52	1	33	<20	<0.01
K951007		0.12	<10	0.02	33	2	0.01	20	440	18	2.67	25	1	20	<20	<0.01
K951008		0.12	<10	0.04	42	2	0.01	15	660	11	1.09	27	1	25	<20	<0.01
K951009		0.11	10	0.05	81	2	0.01	26	640	9	0.61	14	2	19	<20	<0.01
K951010		0.11	<10	0.25	226	1	0.01	35	850	28	1.70	36	2	21	<20	<0.01
K951011		0.13	<10	0.48	399	1	0.01	39	800	39	3.05	30	2	27	<20	<0.01

To: GOLDEN PREDATOR CANADA CORP.
C/O PREDATOR MINING GROUP
888 DUNSMUIR STREET, 11TH FLOOR
VANCOUVER BC V6C 3K4

Project: Harlan

CERTIFICATE OF ANALYSIS WH11235212

Sample Description	Method Analyte Units LOR	ME- ICP41 Tl ppm 10	ME- ICP41 U ppm 10	ME- ICP41 V ppm 1	ME- ICP41 W ppm 10	ME- ICP41 Zn ppm 2	Zn- OG46 Zn % 0.001
K951522		<10	<10	48	<10	348	
K951523		<10	<10	5	<10	161	
K951524		<10	<10	5	<10	85	
K951525		<10	<10	8	<10	51	
K951526		<10	<10	9	<10	68	
K951527		<10	<10	15	<10	52	
K951528		<10	<10	8	<10	37	
K951529		<10	<10	5	<10	32	
K951530		<10	<10	5	<10	34	
K951531		<10	<10	1	<10	36	
K951532		<10	<10	1	<10	38	
K951533		<10	<10	3	<10	50	
K951534		<10	<10	27	<10	70	
K951535		<10	<10	23	<10	119	
K951536		<10	<10	22	<10	108	
K951537		<10	<10	49	<10	1240	
K951538		<10	<10	35	<10	874	
K951539		<10	<10	27	<10	53	
K951540		<10	<10	44	20	32	
K951541		<10	<10	14	<10	26	
K951542		<10	<10	19	<10	6	
K951543		<10	<10	27	<10	7	
K951544		<10	<10	35	<10	27	
K951545		<10	<10	43	<10	51	
K951546		<10	<10	33	<10	6	
K951547		<10	<10	29	<10	22	
K951548		<10	<10	33	<10	38	
K951549		<10	<10	38	<10	109	
K951550		<10	<10	64	20	47	
K951001		<10	<10	32	<10	119	
K951002		<10	<10	36	<10	80	
K951003		<10	<10	31	<10	65	
K951004		<10	<10	22	<10	4300	
K951005		<10	<10	19	<10	384	
K951006		<10	<10	33	<10	88	
K951007		<10	<10	23	<10	80	
K951008		<10	<10	37	<10	58	
K951009		<10	<10	37	<10	140	
K951010		<10	<10	39	<10	913	
K951011		<10	<10	31	<10	1720	

ALS Minerals

ALS Canada Ltd.

2103 Dollarton Hwy
North Vancouver BC V7H 0A7
Phone: 604 984 0221 Fax: 604 984 0218 www.alsglobal.com

To: GOLDEN PREDATOR CANADA CORP.
C/O PREDATOR MINING GROUP
888 DUNSMUIR STREET, 11TH FLOOR
VANCOUVER BC V6C 3K4

Project: Harlan

CERTIFICATE OF ANALYSIS WH11235212

	Method	ME-ICP41	ME-ICP41	ME-ICP41	ME-ICP41	ME-ICP41	ME-ICP41	ME-ICP41	ME-ICP41	ME-ICP41	ME-ICP41	ME-ICP41	ME-ICP41	ME-ICP41	ME-ICP41	ME-ICP41
	Analyte	Ag	Al	As	B	Ba	Be	Bi	Ca	Cd	Co	Cr	Cu	Fe	Ga	Hg
	Units	ppm	%	ppm	ppm	ppm	ppm	ppm	%	ppm	ppm	ppm	ppm	%	ppm	ppm
Sample Description	LOR	0.2	0.01	2	10	10	0.5	2	0.01	0.5	1	1	1	0.01	10	1
K951012		3.2	0.43	224	<10	140	<0.5	23	0.12	11.7	5	17	245	1.65	<10	<1
K951013		3.0	0.38	325	<10	130	<0.5	19	0.15	39.9	7	18	206	1.83	<10	1
K951014		1.5	0.43	243	<10	130	<0.5	9	1.17	27.2	7	22	204	2.23	<10	<1
K951015		1.6	0.34	95	<10	160	<0.5	4	0.23	10.9	5	20	123	1.12	<10	<1
K951016		2.3	0.33	139	<10	130	<0.5	9	0.28	42.9	6	17	59	2.28	<10	<1
K951017		4.5	0.50	158	<10	120	0.5	63	0.18	72.4	7	22	172	2.83	<10	1
K951018		4.1	0.30	90	<10	110	<0.5	20	0.65	48.5	8	19	117	3.30	<10	<1
K951019		0.9	0.33	77	<10	150	<0.5	10	0.39	12.9	7	20	103	1.33	<10	<1
K951020		0.8	0.30	56	<10	140	<0.5	7	0.30	10.0	5	26	103	1.18	<10	<1
K951021		0.6	0.32	86	<10	170	<0.5	3	0.14	6.2	6	18	63	1.41	<10	<1
K951022		14.1	0.42	1110	<10	50	0.5	341	0.12	104.0	7	19	413	7.42	<10	2
K951023		3.7	0.33	261	<10	80	<0.5	50	0.15	38.9	5	17	130	3.23	<10	1
K951024		2.4	0.34	171	<10	130	<0.5	13	0.07	9.8	5	16	196	2.02	<10	<1
K951025		1.2	0.24	81	<10	160	<0.5	4	0.11	4.0	4	28	36	1.14	<10	<1
K951026		4.6	0.47	523	<10	110	<0.5	44	0.13	15.2	4	18	197	2.31	<10	<1
K951027		3.0	0.41	449	<10	130	<0.5	41	0.11	33.1	4	19	147	1.66	<10	1
K951028		2.3	0.22	286	<10	130	<0.5	29	0.06	10.1	4	17	61	1.05	<10	<1
K951029		2.1	0.49	348	<10	120	<0.5	10	0.09	11.5	3	20	285	1.11	<10	1
K951030		0.8	1.10	3	<10	80	<0.5	<2	0.70	<0.5	7	26	21	1.90	<10	<1
K951031		2.6	0.40	877	<10	80	<0.5	69	0.15	117.0	6	16	136	4.26	<10	4
K951032		9.0	0.55	1100	<10	80	<0.5	37	0.99	22.6	8	18	142	3.73	<10	1
K951033		6.7	0.41	629	<10	80	<0.5	17	0.86	65.7	5	14	114	3.66	<10	2
K951034		2.3	0.22	438	<10	90	<0.5	5	1.65	75.4	5	15	68	2.90	<10	3
K951035		2.8	0.23	562	<10	100	<0.5	10	0.84	48.5	6	20	54	2.67	<10	1
K951036		3.7	0.33	812	<10	70	<0.5	17	0.98	60.9	6	15	73	3.95	<10	2
K951037		0.8	0.28	30	<10	190	<0.5	<2	0.45	1.3	5	22	36	1.25	<10	<1
K951038		0.7	0.27	30	<10	180	<0.5	<2	0.45	1.5	5	18	37	1.29	<10	<1
K951039		0.9	0.33	59	<10	130	<0.5	2	0.54	5.9	7	21	47	2.30	<10	<1
K951040		1.0	0.27	226	<10	150	<0.5	2	0.32	6.5	9	17	65	2.73	<10	<1
K951041		1.6	0.59	212	<10	150	0.6	4	0.09	14.3	12	10	61	2.19	<10	<1
K951042		4.6	0.52	154	<10	90	0.5	3	0.10	8.4	13	14	35	2.53	<10	<1
K951043		1.9	0.39	168	<10	140	<0.5	3	0.24	20.8	7	18	51	2.27	<10	<1
K951044		3.6	0.34	740	<10	120	<0.5	50	0.34	42.6	6	27	77	3.44	<10	1
K951045		7.0	0.82	597	<10	50	0.9	34	0.58	138.0	11	17	138	4.82	<10	2
K951046		1.7	0.36	444	<10	120	<0.5	6	0.70	25.8	6	15	42	2.46	<10	<1
K951047		2.5	0.29	212	<10	110	<0.5	13	0.44	9.8	5	19	61	2.70	<10	<1
K951048		2.8	0.37	1405	<10	90	<0.5	27	0.19	18.8	7	16	108	3.67	<10	<1
K951049		0.4	1.30	10	<10	110	<0.5	<2	0.90	<0.5	9	44	45	2.74	<10	<1
K951050		1.3	0.21	96	<10	290	<0.5	5	0.09	8.3	5	18	29	1.11	<10	<1
K951151		1.9	0.67	130	<10	50	0.9	5	0.16	10.5	14	11	73	3.09	<10	<1

To: GOLDEN PREDATOR CANADA CORP.
C/O PREDATOR MINING GROUP
888 DUNSMUIR STREET, 11TH FLOOR
VANCOUVER BC V6C 3K4

Project: Harlan

CERTIFICATE OF ANALYSIS WH11235212

Sample Description	Method Analyte Units LOR	ME- ICP41 K % 0.01	ME- ICP41 La ppm 10	ME- ICP41 Mg % 0.01	ME- ICP41 Mn ppm 5	ME- ICP41 Mo ppm 1	ME- ICP41 Na % 0.01	ME- ICP41 Ni ppm 1	ME- ICP41 P ppm 10	ME- ICP41 Pb ppm 2	ME- ICP41 S % 0.01	ME- ICP41 Sb ppm 2	ME- ICP41 Sc ppm 1	ME- ICP41 Sr ppm 1	ME- ICP41 Th ppm 20	ME- ICP41 Ti % 0.01
K951012		0.11	<10	0.03	38	1	0.01	28	670	15	1.26	26	1	18	<20	<0.01
K951013		0.11	<10	0.17	72	1	0.01	27	560	17	1.51	24	1	14	<20	<0.01
K951014		0.12	10	0.52	318	3	0.01	48	760	31	1.60	33	2	27	<20	<0.01
K951015		0.12	10	0.10	75	2	0.01	31	520	17	0.73	21	1	16	<20	<0.01
K951016		0.12	<10	0.34	136	2	0.01	34	690	14	1.75	14	1	19	<20	<0.01
K951017		0.13	<10	0.33	135	2	0.01	44	710	39	2.08	28	2	17	<20	<0.01
K951018		0.12	<10	0.53	249	2	0.01	41	570	18	2.11	19	2	23	<20	<0.01
K951019		0.12	<10	0.15	94	2	0.01	37	630	6	0.83	13	1	21	<20	<0.01
K951020		0.12	10	0.13	79	2	0.01	33	510	5	0.69	10	1	17	<20	<0.01
K951021		0.13	10	0.09	112	4	0.01	42	520	7	0.69	9	1	14	<20	<0.01
K951022		0.10	<10	0.12	143	2	0.01	35	720	66	7.69	81	1	19	<20	<0.01
K951023		0.09	<10	0.07	235	1	0.01	36	580	24	2.80	17	1	17	<20	<0.01
K951024		0.12	10	0.02	35	9	0.01	54	400	13	1.89	11	1	17	<20	<0.01
K951025		0.11	<10	0.02	36	2	0.01	31	510	5	0.91	10	1	17	<20	<0.01
K951026		0.11	<10	0.04	34	2	0.01	42	770	32	2.29	24	1	38	<20	<0.01
K951027		0.11	<10	0.03	35	2	0.01	42	630	14	1.65	20	1	23	<20	<0.01
K951028		0.09	<10	0.01	32	1	0.01	27	290	16	0.94	18	<1	10	<20	<0.01
K951029		0.09	<10	0.02	39	1	0.01	33	730	21	0.89	23	1	26	<20	<0.01
K951030		0.07	<10	0.47	293	3	0.06	17	490	<2	0.04	<2	4	32	<20	0.11
K951031		0.11	<10	0.18	491	2	0.01	48	510	17	3.95	38	1	17	<20	<0.01
K951032		0.11	<10	0.43	394	1	0.01	63	600	35	3.51	54	2	55	<20	<0.01
K951033		0.13	<10	0.44	319	2	0.01	54	720	41	3.92	43	2	86	<20	<0.01
K951034		0.12	<10	0.80	433	2	0.01	40	510	90	3.02	50	2	60	<20	<0.01
K951035		0.11	10	0.40	253	2	0.01	41	480	100	2.55	61	1	33	<20	<0.01
K951036		0.12	<10	0.49	356	2	0.01	45	550	104	4.05	54	2	42	<20	<0.01
K951037		0.12	10	0.18	186	3	0.01	41	460	13	0.64	9	1	23	<20	<0.01
K951038		0.11	10	0.18	194	2	0.01	37	460	18	0.65	11	1	22	<20	<0.01
K951039		0.11	10	0.21	322	3	0.01	55	650	13	1.34	12	2	29	<20	<0.01
K951040		0.13	10	0.13	224	3	0.01	50	480	8	1.77	10	2	21	<20	<0.01
K951041		0.26	20	0.04	125	6	0.01	51	390	10	1.75	16	1	13	<20	<0.01
K951042		0.22	10	0.05	48	15	0.01	47	480	15	2.64	25	1	16	<20	<0.01
K951043		0.15	<10	0.09	191	9	0.01	55	540	20	1.78	22	1	21	<20	<0.01
K951044		0.13	<10	0.17	305	1	0.01	38	560	16	2.55	37	1	24	<20	<0.01
K951045		0.28	10	0.37	313	6	0.01	66	850	45	4.37	33	2	31	<20	<0.01
K951046		0.14	<10	0.30	246	3	0.01	43	560	13	1.86	16	2	30	<20	<0.01
K951047		0.13	<10	0.19	211	2	0.01	35	580	18	2.21	12	1	28	<20	<0.01
K951048		0.11	<10	0.11	208	1	0.01	38	430	36	3.22	24	1	15	<20	<0.01
K951049		0.10	10	0.59	434	6	0.08	31	550	4	0.06	2	4	41	<20	0.13
K951050		0.09	<10	0.04	92	1	0.02	30	300	13	0.70	9	1	12	<20	<0.01
K951151		0.25	20	0.14	103	5	0.02	64	510	20	2.61	19	1	14	<20	<0.01

Project: Harlan

CERTIFICATE OF ANALYSIS WH11235212

Sample Description	Method Analyte Units LOR	ME- ICP41 Tl ppm 10	ME- ICP41 U ppm 10	ME- ICP41 V ppm 1	ME- ICP41 W ppm 10	ME- ICP41 Zn ppm 2	Zn- OG46 Zn % 0.001
K951012		<10	<10	34	<10	671	
K951013		<10	<10	28	<10	2660	
K951014		<10	<10	35	<10	1270	
K951015		<10	<10	25	<10	456	
K951016		<10	<10	22	<10	3060	
K951017		<10	<10	36	10	4830	
K951018		<10	<10	22	10	3680	
K951019		<10	<10	21	<10	357	
K951020		<10	<10	19	<10	272	
K951021		<10	<10	24	<10	316	
K951022		<10	<10	35	10	6680	
K951023		<10	<10	22	<10	2470	
K951024		<10	<10	24	<10	555	
K951025		<10	<10	15	<10	127	
K951026		<10	<10	26	<10	1030	
K951027		<10	<10	25	<10	2370	
K951028		<10	<10	14	<10	367	
K951029		<10	<10	41	<10	798	
K951030		<10	<10	48	20	35	
K951031		<10	<10	23	20	>10000	0.942
K951032		<10	<10	29	<10	1500	
K951033		<10	<10	21	10	5400	
K951034		<10	<10	19	10	6960	
K951035		<10	<10	18	10	4510	
K951036		<10	<10	24	10	5540	
K951037		<10	<10	23	<10	233	
K951038		<10	<10	24	<10	261	
K951039		<10	<10	30	<10	385	
K951040		<10	<10	18	<10	603	
K951041		<10	<10	31	<10	750	
K951042		<10	<10	30	<10	143	
K951043		<10	<10	26	<10	1410	
K951044		<10	<10	24	10	3820	
K951045		<10	<10	45	20	>10000	1.070
K951046		<10	<10	23	<10	2190	
K951047		<10	<10	19	<10	907	
K951048		<10	<10	23	<10	1500	
K951049		<10	<10	67	10	53	
K951050		<10	<10	12	<10	696	
K951151		<10	<10	28	<10	957	

Project: Harlan

CERTIFICATE OF ANALYSIS WH11235212

	Method	ME- ICP41	ME- ICP41	ME- ICP41	ME- ICP41	ME- ICP41	ME- ICP41	ME- ICP41	ME- ICP41	ME- ICP41	ME- ICP41	ME- ICP41	ME- ICP41	ME- ICP41	ME- ICP41	ME- ICP41
	Analyte	Ag	Al	As	B	Ba	Be	Bi	Ca	Cd	Co	Cr	Cu	Fe	Ga	Hg
	Units	ppm	%	ppm	ppm	ppm	ppm	ppm	%	ppm	ppm	ppm	ppm	%	ppm	ppm
Sample Description	LOR	0.2	0.01	2	10	10	0.5	2	0.01	0.5	1	1	1	0.01	10	1
K951152		4.7	0.31	377	<10	70	<0.5	9	0.99	108.5	7	15	45	4.91	<10	2
K951153		4.0	0.33	411	<10	70	<0.5	7	0.76	94.3	7	18	39	5.19	<10	1
K951154		1.0	0.34	180	<10	180	<0.5	9	0.49	9.0	5	20	40	1.88	<10	<1
K951155		3.1	0.32	281	<10	130	<0.5	16	0.57	30.3	6	20	50	2.60	<10	1
K951156		1.5	0.33	99	<10	90	<0.5	2	0.37	13.3	6	18	33	1.63	<10	<1
K951157		0.9	0.35	68	<10	140	<0.5	2	2.05	4.5	7	18	42	2.33	<10	<1
K951158		4.9	0.21	1540	<10	80	<0.5	26	1.88	80.0	13	16	86	4.06	<10	1
K951159		1.5	0.31	679	<10	60	<0.5	3	2.04	1.7	7	19	73	2.88	<10	5
K951160		2.7	0.23	306	<10	90	<0.5	27	0.78	111.5	5	15	65	3.38	<10	1
K951161		3.0	0.22	3010	<10	80	<0.5	81	0.34	15.1	5	14	75	4.09	<10	<1
K951162		1.4	0.24	135	<10	190	<0.5	3	1.10	8.0	6	18	57	1.65	<10	<1
K951163		1.2	0.24	201	<10	120	<0.5	14	0.56	26.8	6	21	53	2.26	<10	<1
K951164		1.7	0.33	345	<10	80	<0.5	18	0.80	60.0	8	15	54	2.75	<10	1
K951165		1.5	0.35	253	<10	130	<0.5	13	1.18	41.2	5	19	58	2.19	<10	1
K951166		0.6	0.57	76	<10	140	<0.5	2	1.05	3.7	5	27	38	1.93	<10	<1
K951167		0.8	0.51	101	<10	130	<0.5	3	1.45	14.6	7	21	38	2.20	<10	<1
K951168		0.8	0.35	133	<10	180	<0.5	5	1.89	16.7	6	20	38	1.89	<10	<1
K951169		0.7	0.38	48	<10	190	<0.5	3	2.26	5.8	5	20	38	1.55	<10	<1
K951170		1.6	0.27	92	<10	140	<0.5	10	0.50	11.3	5	23	45	1.71	<10	<1
K951171		0.6	0.28	38	<10	250	<0.5	2	0.90	5.2	5	19	35	1.40	<10	<1
K951172		2.3	0.23	1075	<10	70	<0.5	75	0.50	32.5	6	12	97	5.26	<10	1
K951173		0.4	1.08	5	<10	80	<0.5	<2	0.72	<0.5	8	24	21	1.87	<10	<1
K951174		1.5	0.25	1220	<10	40	<0.5	48	0.38	6.6	5	18	115	5.02	<10	<1
K951175		1.1	0.53	465	<10	80	0.5	15	0.30	2.7	11	13	128	5.06	<10	<1
K951176		1.6	0.67	160	10	40	0.5	11	0.59	1.6	18	15	180	6.37	<10	<1
K951177		0.7	0.55	55	<10	190	0.6	4	0.31	0.8	7	12	65	2.52	<10	<1
K951178		2.0	0.20	>10000	<10	50	<0.5	240	0.10	22.6	18	11	168	7.60	<10	<1
K951179		1.2	0.59	109	<10	140	0.7	8	0.18	3.7	11	10	80	2.42	<10	<1
K951180		1.4	0.62	139	<10	190	0.7	8	0.24	18.1	15	10	63	1.96	<10	<1
K951181		0.4	0.25	85	<10	150	<0.5	3	0.40	2.2	6	12	39	1.61	<10	<1
K951182		0.3	0.23	85	<10	130	<0.5	2	0.35	1.9	5	14	27	1.26	<10	<1
K951183		0.4	0.23	238	<10	150	<0.5	<2	0.14	6.1	9	15	37	1.47	<10	<1
K951184		0.8	0.62	127	<10	150	0.8	7	0.40	0.7	10	10	62	2.07	<10	<1
K951185		0.6	0.56	247	<10	200	0.6	6	0.39	1.0	9	10	55	2.27	<10	<1
K951186		1.3	0.23	700	<10	70	<0.5	23	0.41	2.7	6	11	98	4.98	<10	<1
K951187		1.1	0.78	129	<10	180	0.7	14	1.00	2.1	8	14	75	2.50	<10	<1
K951188		0.5	1.17	9	<10	100	<0.5	<2	0.80	<0.5	8	40	43	2.64	<10	<1
K951189		1.0	0.31	140	<10	70	<0.5	21	0.81	1.7	8	13	55	3.62	<10	<1
K951190		3.1	0.25	505	<10	40	<0.5	50	1.03	1.5	3	10	125	7.32	<10	<1
K951191		0.6	0.33	81	<10	100	<0.5	15	0.79	0.7	3	14	41	2.57	<10	<1

Project: Harlan

CERTIFICATE OF ANALYSIS WH11235212

Sample Description	Method	ME- ICP41	ME- ICP41	ME- ICP41	ME- ICP41	ME- ICP41	ME- ICP41	ME- ICP41	ME- ICP41	ME- ICP41	ME- ICP41	ME- ICP41	ME- ICP41	ME- ICP41	ME- ICP41	ME- ICP41
	Analyte	K	La	Mg	Mn	Mo	Na	Ni	P	Pb	S	Sb	Sc	Sr	Th	Ti
	Units	%	ppm	%	ppm	ppm	%	ppm	ppm	ppm	%	ppm	ppm	ppm	ppm	%
	LOR	0.01	10	0.01	5	1	0.01	1	10	2	0.01	2	1	1	20	0.01
K951152		0.13	<10	0.45	506	3	0.02	43	740	22	5.06	22	2	44	<20	<0.01
K951153		0.14	<10	0.38	424	3	0.02	46	740	18	5.67	20	2	41	<20	<0.01
K951154		0.14	10	0.22	178	5	0.02	46	550	15	1.13	13	1	26	<20	<0.01
K951155		0.12	<10	0.24	210	5	0.02	40	620	26	2.17	13	1	34	<20	<0.01
K951156		0.11	<10	0.19	196	2	0.01	38	530	11	1.07	11	1	23	<20	<0.01
K951157		0.11	<10	0.91	489	2	0.02	40	580	18	1.45	16	2	42	<20	<0.01
K951158		0.09	<10	1.07	430	1	0.02	34	600	53	3.28	23	2	49	<20	<0.01
K951159		0.18	<10	0.84	292	25	0.02	68	820	19	1.98	13	3	36	<20	<0.01
K951160		0.11	<10	0.67	217	2	0.02	30	570	33	2.72	20	2	25	<20	<0.01
K951161		0.10	<10	0.33	243	1	0.01	28	370	58	3.13	38	1	16	<20	<0.01
K951162		0.11	<10	0.48	235	2	0.02	33	490	65	0.97	41	2	40	<20	<0.01
K951163		0.11	<10	0.25	156	1	0.02	32	430	17	1.77	13	2	25	<20	<0.01
K951164		0.10	<10	0.38	415	2	0.02	48	660	22	1.71	15	2	36	<20	<0.01
K951165		0.10	<10	0.61	259	1	0.02	34	610	14	1.58	12	1	37	<20	<0.01
K951166		0.13	10	0.71	268	3	0.02	45	580	16	1.00	11	2	28	<20	<0.01
K951167		0.10	<10	0.78	376	1	0.01	44	660	18	1.20	13	2	39	<20	<0.01
K951168		0.11	<10	0.72	239	3	0.02	39	760	15	1.29	15	2	47	<20	<0.01
K951169		0.11	<10	0.72	245	2	0.02	33	730	16	0.93	9	2	52	<20	<0.01
K951170		0.11	<10	0.26	136	2	0.01	41	450	19	1.00	12	1	24	<20	<0.01
K951171		0.13	10	0.34	109	1	0.02	35	720	12	0.86	15	1	46	<20	<0.01
K951172		0.12	<10	0.48	208	<1	0.01	31	680	28	4.06	24	1	36	<20	<0.01
K951173		0.07	<10	0.46	285	2	0.07	17	460	3	0.03	<2	4	34	<20	0.11
K951174		0.13	<10	0.77	183	1	0.01	29	550	28	3.30	22	2	27	<20	<0.01
K951175		0.21	10	0.35	163	2	0.02	49	680	16	3.54	18	2	24	<20	<0.01
K951176		0.31	10	0.77	223	3	0.02	64	1210	40	4.12	28	5	43	<20	0.01
K951177		0.25	10	0.23	104	3	0.02	41	1000	14	1.62	14	2	34	<20	<0.01
K951178		0.10	<10	0.16	152	<1	0.01	43	290	14	5.23	59	1	11	<20	<0.01
K951179		0.27	10	0.13	57	3	0.01	58	610	20	1.79	28	1	21	<20	<0.01
K951180		0.27	10	0.10	136	6	0.01	65	750	17	1.29	30	1	26	<20	<0.01
K951181		0.12	<10	0.16	125	7	0.01	51	470	8	1.05	10	1	27	<20	<0.01
K951182		0.10	<10	0.13	83	3	0.02	43	420	5	0.95	9	1	27	<20	<0.01
K951183		0.10	10	0.06	121	5	0.02	49	450	7	0.90	13	1	29	<20	<0.01
K951184		0.29	10	0.08	62	6	0.02	55	1610	12	1.70	14	2	53	<20	<0.01
K951185		0.26	10	0.19	99	4	0.02	62	1450	13	1.46	23	2	44	<20	<0.01
K951186		0.11	<10	0.56	231	9	<0.01	48	490	15	3.41	28	1	16	<20	<0.01
K951187		0.30	10	0.34	102	6	<0.01	79	3750	20	1.47	22	2	118	<20	<0.01
K951188		0.09	10	0.54	395	5	0.07	29	500	4	0.06	<2	4	37	<20	0.11
K951189		0.10	<10	0.34	233	11	<0.01	47	660	13	3.03	16	2	35	<20	<0.01
K951190		0.10	<10	0.59	178	9	<0.01	33	500	23	8.14	45	2	41	<20	<0.01
K951191		0.17	10	0.40	148	9	<0.01	41	280	7	2.10	21	3	29	<20	<0.01

Project: Harlan

CERTIFICATE OF ANALYSIS WH11235212

Method	ME-ICP41	ME-ICP41	ME-ICP41	ME-ICP41	ME-ICP41	Zn-OG46
Analyte	Tl	U	V	W	Zn	Zn
Units	ppm	ppm	ppm	ppm	ppm	%
LOR	10	10	1	10	2	0.001
Sample Description						
K951152	<10	<10	22	<10	9290	
K951153	<10	<10	22	<10	8140	
K951154	<10	<10	23	<10	834	
K951155	<10	<10	22	<10	2670	
K951156	<10	<10	19	<10	1390	
K951157	<10	<10	21	<10	568	
K951158	<10	<10	20	<10	6530	
K951159	<10	<10	57	<10	145	
K951160	<10	<10	18	<10	9170	
K951161	<10	<10	15	<10	1400	
K951162	<10	<10	19	<10	798	
K951163	<10	<10	18	<10	2340	
K951164	<10	<10	22	<10	5450	
K951165	<10	<10	24	<10	3590	
K951166	<10	<10	40	<10	499	
K951167	<10	<10	34	<10	1665	
K951168	<10	<10	28	<10	1565	
K951169	<10	<10	33	<10	567	
K951170	<10	<10	20	<10	1100	
K951171	<10	<10	18	<10	486	
K951172	<10	<10	15	<10	2810	
K951173	<10	<10	46	20	34	
K951174	<10	<10	16	<10	538	
K951175	<10	<10	27	<10	267	
K951176	<10	<10	47	<10	141	
K951177	<10	<10	31	<10	97	
K951178	<10	<10	12	<10	1995	
K951179	<10	<10	32	<10	364	
K951180	<10	<10	31	<10	1805	
K951181	<10	<10	16	<10	309	
K951182	<10	<10	14	<10	219	
K951183	<10	<10	14	<10	686	
K951184	<10	<10	35	<10	176	
K951185	<10	<10	26	<10	137	
K951186	<10	<10	17	<10	341	
K951187	<10	<10	45	<10	271	
K951188	<10	<10	61	10	46	
K951189	<10	<10	16	<10	281	
K951190	<10	<10	14	<10	161	
K951191	<10	<10	22	<10	101	

To: GOLDEN PREDATOR CANADA CORP.
C/O PREDATOR MINING GROUP
888 DUNSMUIR STREET, 11TH FLOOR
VANCOUVER BC V6C 3K4

Project: Harlan

CERTIFICATE OF ANALYSIS WH11235212

Sample Description	Method Analyte Units LOR	ME- ICP41 Ag ppm 0.2	ME- ICP41 Al % 0.01	ME- ICP41 As ppm 2	ME- ICP41 B ppm 10	ME- ICP41 Ba ppm 10	ME- ICP41 Be ppm 0.5	ME- ICP41 Bi ppm 2	ME- ICP41 Ca % 0.01	ME- ICP41 Cd ppm 0.5	ME- ICP41 Co ppm 1	ME- ICP41 Cr ppm 1	ME- ICP41 Cu ppm 1	ME- ICP41 Fe % 0.01	ME- ICP41 Ga ppm 10	ME- ICP41 Hg ppm 1
K951192		1.6	0.22	278	<10	60	<0.5	31	1.00	78.8	3	11	59	4.82	<10	1
K951193		0.3	0.23	59	<10	170	<0.5	2	0.28	0.8	6	17	48	1.85	<10	<1
K951194		0.3	0.21	86	<10	150	<0.5	4	0.28	1.9	6	16	43	1.78	<10	<1
K951195		0.7	0.20	79	<10	110	<0.5	4	0.32	1.6	6	12	31	1.80	<10	<1
K951196		1.4	0.56	213	<10	120	0.6	7	0.35	21.7	13	10	84	2.76	<10	<1
K951197		1.2	0.47	52	<10	220	0.6	5	0.56	5.1	12	10	67	2.46	<10	<1
K951198		2.2	1.07	140	<10	40	0.5	20	1.98	64.7	9	22	114	7.00	<10	1
K951199		0.7	0.53	66	<10	200	0.6	3	0.86	1.9	14	10	59	2.03	<10	<1
K951200		0.6	0.50	34	<10	290	0.6	<2	0.49	1.1	9	11	43	1.81	<10	<1
K951101		1.1	0.52	157	<10	150	0.6	4	0.34	1.2	15	10	129	3.05	<10	<1
K951102		1.6	0.31	643	<10	40	<0.5	4	1.95	1.6	6	19	72	2.86	<10	5
K951103		1.1	0.75	21	<10	60	0.6	6	0.63	2.1	12	15	114	4.68	<10	<1
K951104		1.2	0.48	75	<10	90	0.6	4	0.39	11.2	16	11	109	3.93	<10	<1
K951105		0.7	0.44	36	<10	180	<0.5	4	0.51	3.7	7	11	72	2.74	<10	<1
K951106		1.0	0.41	175	<10	40	<0.5	5	0.46	20.0	9	13	80	3.41	<10	<1
K951107		1.1	0.52	50	<10	150	0.6	4	0.38	7.6	15	9	75	2.47	<10	<1
K951108		1.4	0.51	178	<10	60	0.5	3	0.45	2.5	20	11	131	3.77	<10	<1
K951109		1.1	0.45	50	<10	260	0.7	10	0.16	1.4	11	8	58	1.86	<10	<1
K951110		0.7	0.27	155	<10	160	<0.5	12	0.37	4.2	8	11	62	2.74	<10	<1
K951111		0.6	0.24	161	<10	160	<0.5	10	0.21	2.6	7	10	59	2.70	<10	<1
K951112		0.8	0.20	133	<10	90	<0.5	35	0.29	25.5	5	13	74	3.30	<10	<1
K951113		0.6	0.25	89	<10	100	<0.5	8	0.47	4.5	5	18	49	2.54	<10	<1
K951114		1.0	0.42	230	<10	60	<0.5	6	0.44	19.1	8	10	77	3.28	<10	<1
K951115		1.5	0.43	334	<10	60	<0.5	9	0.74	6.3	6	10	58	2.74	<10	<1
K951116		0.6	0.27	62	<10	170	<0.5	5	0.32	6.6	5	14	43	2.04	<10	<1
K951117		0.7	0.37	84	<10	150	<0.5	5	0.28	3.1	5	13	33	1.69	<10	<1
K951118		1.0	0.59	99	<10	130	0.6	13	0.48	1.7	8	10	61	2.32	<10	<1
K951119		1.0	0.30	129	<10	30	<0.5	9	0.32	2.8	7	11	104	3.13	<10	<1
K951120		0.8	0.22	263	<10	50	<0.5	10	0.39	10.2	6	14	57	1.95	<10	<1
K951121		0.5	0.25	239	<10	200	<0.5	4	0.34	1.2	4	12	39	1.49	<10	<1
K951122		0.7	0.31	125	<10	80	<0.5	22	0.85	1.2	6	16	96	3.39	<10	<1
K951123		0.6	0.27	89	<10	190	<0.5	19	0.15	0.6	5	17	38	1.43	<10	<1
K951124		0.5	0.29	887	<10	40	<0.5	28	0.25	0.6	5	16	72	2.72	<10	<1
K951125		0.3	1.11	5	<10	110	<0.5	<2	0.73	<0.5	7	26	22	1.93	<10	<1
K951126		1.1	0.33	432	<10	50	<0.5	98	0.58	0.8	8	12	72	3.13	<10	<1
K951127		1.2	0.32	1205	<10	80	0.5	136	0.15	1.9	8	12	160	3.47	<10	1
K951128		0.9	0.27	1475	<10	100	<0.5	16	0.13	1.1	6	12	88	3.42	<10	<1
K951129		0.9	0.42	5230	<10	70	0.6	32	0.21	1.1	11	13	162	5.29	<10	<1
K951130		0.7	0.71	187	<10	40	0.7	24	0.40	0.8	10	14	111	4.18	<10	<1
K951131		0.3	0.40	39	<10	150	<0.5	4	0.19	0.6	6	12	42	1.88	<10	<1

To: GOLDEN PREDATOR CANADA CORP.
C/O PREDATOR MINING GROUP
888 DUNSMUIR STREET, 11TH FLOOR
VANCOUVER BC V6C 3K4

Project: Harlan

CERTIFICATE OF ANALYSIS WH11235212

Sample Description	Method	ME- ICP41	ME- ICP41	ME- ICP41	ME- ICP41	ME- ICP41	ME- ICP41	ME- ICP41	ME- ICP41	ME- ICP41	ME- ICP41	ME- ICP41	ME- ICP41	ME- ICP41	ME- ICP41	ME- ICP41
	Analyte	K	La	Mg	Mn	Mo	Na	Ni	P	Pb	S	Sb	Sc	Sr	Th	Ti
	Units	%	ppm	%	ppm	ppm	%	ppm	ppm	ppm	%	ppm	ppm	ppm	ppm	%
	LOR	0.01	10	0.01	5	1	0.01	1	10	2	0.01	2	1	1	20	0.01
K951192		0.11	<10	0.56	177	8	<0.01	37	370	20	5.06	19	2	35	<20	<0.01
K951193		0.11	<10	0.17	105	9	<0.01	48	390	9	1.12	16	1	16	<20	<0.01
K951194		0.11	<10	0.16	95	9	<0.01	46	390	11	1.15	16	1	16	<20	<0.01
K951195		0.09	<10	0.12	178	6	<0.01	47	350	7	1.10	15	1	21	<20	<0.01
K951196		0.22	10	0.13	61	4	<0.01	71	1080	14	2.33	15	2	34	<20	<0.01
K951197		0.21	10	0.33	113	4	<0.01	64	680	15	1.48	23	2	24	<20	<0.01
K951198		0.19	10	1.84	242	2	<0.01	47	1150	49	5.21	26	3	45	<20	<0.01
K951199		0.27	10	0.34	145	3	<0.01	65	1230	16	1.31	20	2	44	<20	<0.01
K951200		0.25	10	0.23	106	4	<0.01	57	710	8	1.10	27	2	25	<20	<0.01
K951101		0.24	10	0.22	133	1	<0.01	55	1150	17	1.82	65	2	37	<20	<0.01
K951102		0.17	<10	0.81	286	24	<0.01	67	800	17	1.94	11	3	33	<20	<0.01
K951103		0.27	10	0.54	257	3	<0.01	62	840	19	2.79	56	4	23	<20	<0.01
K951104		0.21	10	0.27	199	4	<0.01	68	860	16	2.58	40	2	26	<20	<0.01
K951105		0.21	10	0.26	144	<1	<0.01	39	1190	14	1.77	17	2	38	<20	<0.01
K951106		0.17	10	0.35	144	1	<0.01	42	960	15	2.29	15	2	32	<20	<0.01
K951107		0.25	10	0.15	100	4	<0.01	63	1170	15	1.67	18	2	40	<20	<0.01
K951108		0.20	10	0.26	215	3	<0.01	49	960	19	2.73	19	3	34	<20	<0.01
K951109		0.23	10	0.12	66	3	<0.01	51	500	14	1.16	12	1	16	<20	<0.01
K951110		0.13	10	0.23	112	4	<0.01	56	820	14	1.96	13	2	29	<20	<0.01
K951111		0.11	<10	0.23	101	5	<0.01	47	480	9	1.67	12	1	17	<20	<0.01
K951112		0.08	<10	0.51	121	2	<0.01	40	370	10	2.03	10	2	15	<20	<0.01
K951113		0.09	<10	0.36	168	1	<0.01	40	400	9	1.57	11	2	22	<20	<0.01
K951114		0.16	<10	0.19	132	2	<0.01	47	750	14	3.01	11	2	24	<20	<0.01
K951115		0.21	10	0.29	150	2	<0.01	42	1240	14	2.60	24	3	49	<20	<0.01
K951116		0.12	<10	0.11	71	4	<0.01	43	500	10	1.90	13	1	18	<20	<0.01
K951117		0.17	10	0.09	68	4	<0.01	42	650	9	1.56	9	1	20	<20	<0.01
K951118		0.26	10	0.16	133	5	<0.01	55	1180	14	1.95	8	3	35	<20	<0.01
K951119		0.14	<10	0.14	93	7	<0.01	65	410	12	3.17	12	1	12	<20	<0.01
K951120		0.08	<10	0.15	122	1	<0.01	39	480	13	1.82	13	1	21	<20	<0.01
K951121		0.09	<10	0.13	97	1	<0.01	39	470	7	1.22	5	1	18	<20	<0.01
K951122		0.10	<10	0.43	282	2	<0.01	45	490	17	2.87	12	2	26	<20	<0.01
K951123		0.12	<10	0.06	61	2	<0.01	34	480	8	1.18	8	1	14	<20	<0.01
K951124		0.10	<10	0.16	95	2	<0.01	34	430	9	2.46	19	1	8	<20	<0.01
K951125		0.07	<10	0.48	296	3	0.06	17	480	2	0.05	<2	4	33	<20	0.11
K951126		0.12	<10	0.14	368	2	<0.01	55	570	29	2.41	23	1	13	<20	<0.01
K951127		0.09	<10	0.11	181	4	<0.01	48	470	26	2.89	36	1	11	<20	<0.01
K951128		0.10	<10	0.08	195	2	<0.01	44	410	10	2.84	13	1	9	<20	<0.01
K951129		0.06	<10	0.24	501	2	<0.01	59	450	20	3.32	24	2	7	<20	<0.01
K951130		0.20	<10	0.29	236	4	<0.01	64	860	17	2.93	19	2	23	<20	<0.01
K951131		0.11	<10	0.18	146	1	<0.01	49	600	6	0.97	9	1	15	<20	<0.01

CERTIFICATE OF ANALYSIS WH11235212

Sample Description	Method Analyte Units LOR	ME- ICP41 Tl ppm 10	ME- ICP41 U ppm 10	ME- ICP41 V ppm 1	ME- ICP41 W ppm 10	ME- ICP41 Zn ppm 2	Zn- OG46 Zn % 0.001
K951192		<10	<10	14	<10	6890	
K951193		<10	<10	16	<10	130	
K951194		<10	<10	14	<10	212	
K951195		<10	<10	12	<10	390	
K951196		<10	<10	31	<10	1940	
K951197		<10	<10	33	<10	456	
K951198		<10	<10	51	<10	5410	
K951199		<10	<10	27	<10	214	
K951200		<10	<10	26	<10	192	
K951101		<10	<10	34	<10	249	
K951102		<10	<10	56	<10	136	
K951103		<10	<10	45	<10	454	
K951104		<10	<10	31	<10	1220	
K951105		<10	<10	29	<10	404	
K951106		<10	<10	30	<10	1830	
K951107		<10	<10	29	<10	759	
K951108		<10	<10	35	<10	414	
K951109		<10	<10	23	<10	171	
K951110		<10	<10	18	<10	399	
K951111		<10	<10	17	<10	276	
K951112		<10	<10	22	<10	2180	
K951113		<10	<10	23	<10	483	
K951114		<10	<10	25	<10	1720	
K951115		<10	<10	28	<10	668	
K951116		<10	<10	16	<10	582	
K951117		<10	<10	22	<10	288	
K951118		<10	<10	36	<10	247	
K951119		<10	<10	20	<10	284	
K951120		<10	<10	13	<10	874	
K951121		<10	<10	13	<10	140	
K951122		<10	<10	29	<10	264	
K951123		<10	<10	15	<10	82	
K951124		<10	<10	17	<10	127	
K951125		<10	<10	48	20	35	
K951126		<10	<10	19	<10	576	
K951127		<10	<10	16	<10	447	
K951128		<10	<10	16	<10	421	
K951129		<10	<10	33	<10	917	
K951130		<10	<10	37	<10	496	
K951131		<10	<10	22	<10	257	

ALS Minerals

ALS Canada Ltd.

2103 Dollarton Hwy
North Vancouver BC V7H 0A7
Phone: 604 984 0221 Fax: 604 984 0218 www.alsglobal.com

To: GOLDEN PREDATOR CANADA CORP.
C/O PREDATOR MINING GROUP
888 DUNSMUIR STREET, 11TH FLOOR
VANCOUVER BC V6C 3K4

Project: Harlan

CERTIFICATE OF ANALYSIS WH11235212

Sample Description	Method Analyte Units LOR	ME- ICP41 Ag ppm 0.2	ME- ICP41 Al % 0.01	ME- ICP41 As ppm 2	ME- ICP41 B ppm 10	ME- ICP41 Ba ppm 10	ME- ICP41 Be ppm 0.5	ME- ICP41 Bi ppm 2	ME- ICP41 Ca % 0.01	ME- ICP41 Cd ppm 0.5	ME- ICP41 Co ppm 1	ME- ICP41 Cr ppm 1	ME- ICP41 Cu ppm 1	ME- ICP41 Fe % 0.01	ME- ICP41 Ga ppm 10	ME- ICP41 Hg ppm 1
K951132		<0.2	0.27	44	<10	160	<0.5	4	0.28	9.5	6	16	35	1.76	<10	<1
K951133		0.4	0.42	58	<10	120	<0.5	4	0.75	1.4	9	13	44	2.66	<10	<1
K951134		1.1	0.46	1380	<10	50	<0.5	71	0.32	0.6	7	14	114	4.76	<10	<1
K951135		1.3	0.54	1105	<10	20	<0.5	56	0.22	2.8	8	11	262	7.76	<10	<1
K951136		1.5	0.52	1670	10	30	<0.5	42	0.23	1.9	21	11	456	12.20	10	<1
K951137		1.2	0.49	981	<10	30	<0.5	46	0.26	2.1	16	11	458	12.05	10	<1
K951138		0.4	0.24	109	<10	140	<0.5	7	0.09	0.6	7	14	112	2.96	<10	<1
K951139		0.6	0.56	174	<10	50	0.6	13	0.20	0.8	10	11	128	3.55	<10	<1
K951140		0.8	0.48	525	<10	30	0.5	13	0.15	0.9	12	11	81	5.69	<10	<1
K951141		0.4	0.36	733	<10	110	<0.5	48	0.21	<0.5	7	16	84	3.09	<10	<1
K951142		1.5	0.36	732	<10	50	<0.5	4	2.16	1.8	7	21	80	3.04	<10	6
K951143		1.1	0.49	295	<10	50	0.7	15	0.23	0.6	12	11	121	3.89	<10	<1
K951144		0.4	0.32	92	<10	150	<0.5	6	0.16	0.5	5	15	53	2.17	<10	<1

Project: Harlan

CERTIFICATE OF ANALYSIS WH11235212

Sample Description	Method Analyte Units LOR	ME- ICP41 K % 0.01	ME- ICP41 La ppm 10	ME- ICP41 Mg % 0.01	ME- ICP41 Mn ppm 5	ME- ICP41 Mo ppm 1	ME- ICP41 Na % 0.01	ME- ICP41 Ni ppm 1	ME- ICP41 P ppm 10	ME- ICP41 Pb ppm 2	ME- ICP41 S % 0.01	ME- ICP41 Sb ppm 2	ME- ICP41 Sc ppm 1	ME- ICP41 Sr ppm 1	ME- ICP41 Th ppm 20	ME- ICP41 Ti % 0.01
K951132		0.11	<10	0.08	288	2	<0.01	40	480	4	0.90	5	1	14	<20	<0.01
K951133		0.10	<10	0.20	484	2	<0.01	54	470	6	1.39	5	1	15	<20	<0.01
K951134		0.08	<10	0.23	187	5	<0.01	51	580	19	4.07	18	2	10	<20	<0.01
K951135		0.22	<10	0.70	428	4	<0.01	56	660	41	6.31	23	3	13	<20	<0.01
K951136		0.25	<10	0.61	368	3	<0.01	46	850	34	8.54	38	3	17	<20	<0.01
K951137		0.24	<10	0.61	348	3	<0.01	43	980	35	8.28	39	3	20	<20	<0.01
K951138		0.11	<10	0.22	166	2	<0.01	43	300	9	2.06	11	1	8	<20	<0.01
K951139		0.27	10	0.11	75	4	<0.01	46	770	13	3.35	11	2	22	<20	<0.01
K951140		0.21	<10	0.13	91	10	<0.01	71	480	15	6.13	13	2	12	<20	<0.01
K951141		0.14	<10	0.19	132	3	<0.01	54	630	8	2.29	13	1	16	<20	<0.01
K951142		0.20	<10	0.89	313	27	0.01	74	890	21	2.12	13	3	35	<20	<0.01
K951143		0.23	10	0.13	67	14	<0.01	88	810	14	2.78	13	1	22	<20	<0.01
K951144		0.14	10	0.09	97	4	<0.01	55	420	8	1.67	6	1	11	<20	<0.01

To: GOLDEN PREDATOR CANADA CORP.
C/O PREDATOR MINING GROUP
888 DUNSMUIR STREET, 11TH FLOOR
VANCOUVER BC V6C 3K4

Project: Harlan

CERTIFICATE OF ANALYSIS WH11235212

Sample Description / Method Analyte Units LOR	ME- ICP41 Tl ppm 10	ME- ICP41 U ppm 10	ME- ICP41 V ppm 1	ME- ICP41 W ppm 10	ME- ICP41 Zn ppm 2	Zn- OG46 Zn % 0.001
K951132	<10	<10	15	<10	1115	
K951133	<10	<10	22	<10	844	
K951134	<10	<10	35	<10	358	
K951135	<10	<10	27	<10	606	
K951136	<10	<10	31	<10	209	
K951137	<10	<10	29	<10	219	
K951138	<10	<10	15	<10	120	
K951139	<10	<10	32	<10	137	
K951140	<10	<10	27	<10	160	
K951141	<10	<10	23	<10	117	
K951142	<10	<10	65	<10	153	
K951143	<10	<10	32	<10	85	
K951144	<10	<10	23	<10	101	

ALS Canada Ltd.

2103 Dollarton Hwy
North Vancouver BC V7H 0A7
Phone: 604 984 0221 Fax: 604 984 0218 www.alsglobal.com

To: GOLDEN PREDATOR CANADA CORP.
C/O PREDATOR MINING GROUP
888 DUNSMUIR STREET, 11TH FLOOR
VANCOUVER BC V6C 3K4

Finalized Date: 11- NOV- 2011
This copy reported on
9- MAR- 2012
Account: GOPRED

CERTIFICATE WH11204321

Project: Harlan

P.O. No.: HAR- 2011- JC- 1905

This report is for 120 Drill Core samples submitted to our lab in Whitehorse, YT, Canada on 22- SEP- 2011.

The following have access to data associated with this certificate:

MIKE BURKE JACK COTE	ANDREW CALDWELL MIKE MASLOWSKI	JEFF CARY BRUCE OTTO

SAMPLE PREPARATION

ALS CODE	DESCRIPTION
WEI- 21	Received Sample Weight
CRU- QC	Crushing QC Test
PUL- QC	Pulverizing QC Test
LOG- 21	Sample logging - ClientBarCode
CRU- 31	Fine crushing - 70% <2mm
SPL- 21	Split sample - riffle splitter
PUL- 31	Pulverize split to 85% <75 um
LOG- 23	Pulp Login - Rcvd with Barcode

ANALYTICAL PROCEDURES

ALS CODE	DESCRIPTION	INSTRUMENT
Au- AA23	Au 30g FA- AA finish	AAS
ME- ICP41	35 Element Aqua Regia ICP- AES	ICP- AES

To: GOLDEN PREDATOR CANADA CORP.
ATTN: JEFF CARY
C/O PREDATOR MINING GROUP
888 DUNSMUIR STREET, 11TH FLOOR
VANCOUVER BC V6C 3K4

This is the Final Report and supersedes any preliminary report with this certificate number. Results apply to samples as submitted. All pages of this report have been checked and approved for release.

Signature:
Colin Ramshaw, Vancouver Laboratory Manager

To: GOLDEN PREDATOR CANADA CORP.
C/O PREDATOR MINING GROUP
888 DUNSMUIR STREET, 11TH FLOOR
VANCOUVER BC V6C 3K4

Project: Harlan

CERTIFICATE OF ANALYSIS WH11204321

Method	WEI- 21	Au- AA23	ME- ICP41	ME- ICP41	ME- ICP41	ME- ICP41	ME- ICP41	ME- ICP41	ME- ICP41	ME- ICP41	ME- ICP41	ME- ICP41	ME- ICP41	ME- ICP41	ME- ICP41
Analyte	Recvd Wt.	Au	Ag	Al	As	B	Ba	Be	Bi	Ca	Cd	Co	Cr	Cu	Fe
Units	kg	ppm	ppm	%	ppm	ppm	ppm	ppm	ppm	%	ppm	ppm	ppm	ppm	%
Sample Description / LOR	0.02	0.005	0.2	0.01	2	10	10	0.5	2	0.01	0.5	1	1	1	0.01
K964231	4.68	0.182	1.9	0.36	525	<10	320	<0.5	2	0.07	<0.5	2	25	20	0.40
K964232	7.32	0.138	6.2	0.30	1910	<10	320	<0.5	6	0.02	<0.5	2	23	11	0.50
K964233	6.58	0.060	5.4	0.32	1930	<10	330	<0.5	2	0.03	0.5	2	22	23	0.82
K965234	6.78	0.102	11.2	0.13	461	<10	200	<0.5	3	0.01	0.7	2	29	28	0.67
K964235	3.87	0.053	11.2	0.16	351	<10	210	<0.5	2	0.01	0.5	3	33	26	0.75
K964236	3.12	0.085	10.9	0.20	317	<10	260	<0.5	2	0.01	0.5	3	33	23	0.74
K964237	8.19	0.096	3.8	0.32	198	<10	380	<0.5	4	0.01	<0.5	1	31	9	0.55
K964238	4.22	0.087	3.1	0.30	318	<10	360	<0.5	2	<0.01	<0.5	1	25	8	0.54
K964239	5.44	0.030	1.8	0.28	61	<10	320	<0.5	<2	<0.01	<0.5	1	25	7	0.37
K964240	5.61	0.044	1.9	0.20	284	<10	240	<0.5	<2	<0.01	<0.5	1	27	5	0.59
K964241	4.21	0.105	2.3	0.27	418	<10	350	<0.5	<2	<0.01	<0.5	1	26	10	0.73
K964242	6.73	0.019	1.5	0.30	236	<10	410	<0.5	<2	<0.01	<0.5	1	32	8	0.54
K964243	3.17	0.056	1.5	0.33	1640	<10	420	<0.5	<2	<0.01	<0.5	1	30	5	1.02
K964244	2.95	0.012	3.1	0.38	1705	<10	560	<0.5	<2	<0.01	<0.5	1	25	7	1.80
K964245	3.25	0.048	2.2	0.39	1245	<10	550	<0.5	2	<0.01	<0.5	1	23	7	1.14
K964246	6.11	0.168	2.1	0.40	225	<10	550	<0.5	2	<0.01	<0.5	1	23	3	0.45
K964247	3.84	0.020	3.6	0.34	337	<10	810	<0.5	<2	0.01	<0.5	1	19	8	0.94
K964248	0.10	<0.005	0.4	1.01	5	<10	70	<0.5	<2	0.68	<0.5	8	23	19	1.76
K964249	3.38	0.018	3.3	0.40	127	<10	680	<0.5	<2	<0.01	<0.5	1	22	4	0.62
K964250	3.43	0.014	1.7	0.29	64	<10	340	<0.5	2	<0.01	<0.5	1	29	5	0.52
K964101	3.35	0.012	0.7	0.24	176	<10	210	<0.5	<2	<0.01	<0.5	1	31	2	0.66
K964102	5.46	0.047	0.8	0.30	169	<10	270	<0.5	<2	<0.01	<0.5	1	35	3	0.75
K964103	4.52	0.010	0.8	0.46	102	<10	220	0.5	<2	0.06	1.8	3	32	358	1.41
K964104	4.11	0.010	1.5	0.54	101	<10	170	0.5	<2	0.01	4.7	6	39	180	1.83
K964105	2.86	0.014	1.0	0.74	141	<10	40	0.6	<2	0.05	9.7	16	61	185	2.98
K964106	3.58	0.017	0.6	0.89	174	<10	100	1.0	<2	0.35	2.0	11	48	112	2.31
K964107	3.33	0.007	0.6	0.56	232	<10	140	0.7	<2	0.07	0.6	6	32	119	1.62
K964108	7.63	0.020	1.1	0.48	827	<10	680	<0.5	<2	0.01	<0.5	1	30	7	1.00
K964109	4.83	0.110	2.4	0.44	659	<10	580	<0.5	<2	<0.01	<0.5	1	25	7	0.50
K964110	3.22	0.098	1.6	0.58	344	<10	480	<0.5	2	<0.01	<0.5	1	27	4	0.22
K964111	0.13	1.030	0.4	1.21	9	<10	110	<0.5	<2	0.86	<0.5	9	40	42	2.59
K964112	6.08	0.288	1.9	0.22	638	<10	240	<0.5	<2	<0.01	<0.5	1	25	12	0.56
K964113	3.22	0.065	1.1	0.19	314	<10	220	<0.5	<2	<0.01	<0.5	1	29	10	0.45
K964114	3.84	0.128	2.1	0.19	582	<10	320	<0.5	<2	<0.01	<0.5	1	31	21	0.62
K964115	5.10	0.223	2.9	0.41	1405	<10	470	<0.5	3	<0.01	<0.5	1	26	13	1.32
K964116	3.00	0.046	1.5	0.43	465	<10	400	<0.5	<2	<0.01	<0.5	1	18	7	0.44
K964117	3.54	0.089	1.8	0.37	133	<10	300	<0.5	<2	<0.01	<0.5	1	20	4	0.32
K964118	6.20	0.110	3.3	0.44	112	<10	420	<0.5	2	<0.01	<0.5	1	25	3	0.40
K964119	4.18	0.094	2.7	0.32	125	<10	350	<0.5	2	<0.01	<0.5	1	20	9	0.38
K964120	6.55	0.121	1.9	0.35	144	<10	400	<0.5	2	<0.01	<0.5	1	23	4	0.35

To: GOLDEN PREDATOR CANADA CORP.
C/O PREDATOR MINING GROUP
888 DUNSMUIR STREET, 11TH FLOOR
VANCOUVER BC V6C 3K4

Project: Harlan

CERTIFICATE OF ANALYSIS WH11204321

Method	ME- ICP41	ME- ICP41	ME- ICP41	ME- ICP41	ME- ICP41	ME- ICP41	ME- ICP41	ME- ICP41	ME- ICP41	ME- ICP41	ME- ICP41	ME- ICP41	ME- ICP41	ME- ICP41	ME- ICP41
Analyte	Ga	Hg	K	La	Mg	Mn	Mo	Na	Ni	P	Pb	S	Sb	Sc	Sr
Units	ppm	ppm	%	ppm	%	ppm	ppm	%	ppm	ppm	ppm	%	ppm	ppm	ppm
Sample Description LOR	10	1	0.01	10	0.01	5	1	0.01	1	10	2	0.01	2	1	1
K964231	<10	5	0.18	10	0.06	26	3	0.01	15	60	51	0.13	60	1	6
K964232	<10	9	0.17	10	0.02	19	4	0.01	4	100	236	0.12	313	1	4
K964233	<10	8	0.20	10	0.04	27	6	0.02	5	130	252	0.28	206	1	6
K965234	<10	16	0.09	<10	0.02	37	6	0.01	11	30	161	0.30	240	<1	3
K964235	<10	7	0.09	<10	0.02	40	3	0.01	13	30	99	0.38	123	<1	2
K964236	<10	8	0.13	10	0.01	40	3	0.01	11	30	113	0.36	118	1	2
K964237	<10	5	0.19	10	0.02	33	7	<0.01	8	40	40	0.13	40	1	3
K964238	<10	5	0.18	10	0.01	27	8	<0.01	10	50	81	0.20	40	1	4
K964239	<10	2	0.16	10	0.01	26	4	<0.01	5	30	33	0.07	36	1	3
K964240	<10	1	0.14	<10	0.01	32	4	<0.01	3	140	55	0.15	23	1	3
K964241	<10	2	0.20	10	0.01	25	7	<0.01	7	200	47	0.24	25	1	5
K964242	<10	2	0.18	10	0.01	28	7	<0.01	4	110	26	0.15	10	1	5
K964243	<10	3	0.26	10	0.02	28	12	<0.01	1	360	285	0.21	89	1	16
K964244	<10	2	0.33	20	0.01	16	27	<0.01	<1	500	259	0.32	136	1	28
K964245	<10	2	0.25	20	0.02	17	9	<0.01	1	340	77	0.13	78	2	7
K964246	<10	2	0.24	20	0.02	17	4	<0.01	1	90	33	0.07	30	1	6
K964247	<10	3	0.22	10	0.02	27	13	<0.01	2	140	37	0.12	98	1	9
K964248	<10	<1	0.07	<10	0.43	263	2	0.05	16	430	2	0.03	<2	4	29
K964249	<10	2	0.26	10	0.03	22	5	<0.01	<1	100	30	0.15	38	2	7
K964250	<10	1	0.19	10	0.02	31	2	<0.01	2	50	25	0.13	17	1	3
K964101	<10	<1	0.17	<10	0.02	32	5	<0.01	2	100	21	0.20	16	1	2
K964102	<10	1	0.23	10	0.02	30	7	<0.01	2	130	36	0.21	25	1	4
K964103	<10	1	0.31	10	0.04	30	6	<0.01	32	620	9	0.85	10	3	15
K964104	<10	1	0.33	10	0.06	42	6	<0.01	59	420	116	1.24	62	3	14
K964105	<10	1	0.37	10	0.17	84	2	<0.01	149	870	9	2.54	12	5	17
K964106	<10	<1	0.41	20	0.16	45	4	<0.01	225	2220	8	1.82	9	3	42
K964107	<10	<1	0.28	10	0.05	34	6	<0.01	61	810	9	1.25	12	2	16
K964108	<10	1	0.36	20	0.02	15	7	<0.01	3	760	112	0.27	40	3	16
K964109	<10	1	0.27	20	0.02	13	5	<0.01	1	240	20	0.12	17	2	6
K964110	<10	1	0.32	30	0.02	9	3	<0.01	<1	90	13	0.03	14	2	5
K964111	<10	<1	0.09	<10	0.55	394	5	0.07	29	500	5	0.05	<2	4	38
K964112	<10	1	0.13	<10	0.01	27	4	<0.01	3	390	28	0.17	24	2	3
K964113	<10	2	0.12	10	0.01	28	2	<0.01	2	270	27	0.09	19	1	3
K964114	<10	3	0.12	10	0.01	24	2	<0.01	5	810	40	0.15	26	2	4
K964115	<10	3	0.33	10	0.02	13	10	<0.01	<1	1420	216	0.28	108	4	29
K964116	<10	2	0.25	10	0.02	13	2	<0.01	2	340	22	0.11	16	2	7
K964117	<10	2	0.22	10	0.02	12	3	<0.01	1	130	33	0.07	15	1	5
K964118	<10	3	0.25	20	0.02	13	7	<0.01	<1	100	65	0.05	44	1	6
K964119	<10	1	0.19	20	0.01	13	5	<0.01	1	100	75	0.05	35	1	6
K964120	<10	3	0.20	20	0.01	15	4	<0.01	<1	90	50	0.05	35	1	6

Project: Harlan

CERTIFICATE OF ANALYSIS WH11204321

Sample Description	Method Analyte Units LOR	ME- ICP41 Th ppm 20	ME- ICP41 Ti % 0.01	ME- ICP41 Tl ppm 10	ME- ICP41 U ppm 10	ME- ICP41 V ppm 1	ME- ICP41 W ppm 10	ME- ICP41 Zn ppm 2
K964231		<20	0.01	<10	<10	62	<10	7
K964232		<20	0.01	<10	<10	60	<10	8
K964233		<20	0.01	<10	<10	54	<10	23
K965234		<20	<0.01	<10	<10	22	<10	35
K964235		<20	<0.01	<10	<10	28	<10	18
K964236		<20	<0.01	<10	<10	38	<10	17
K964237		<20	0.01	<10	<10	85	<10	10
K964238		<20	0.01	<10	<10	75	<10	12
K964239		<20	<0.01	<10	<10	66	<10	9
K964240		<20	<0.01	<10	<10	48	<10	5
K964241		<20	0.01	<10	<10	66	<10	9
K964242		<20	0.01	<10	<10	81	<10	5
K964243		<20	0.01	<10	<10	89	<10	5
K964244		<20	0.01	<10	<10	96	<10	6
K964245		<20	0.01	<10	<10	93	<10	5
K964246		<20	0.01	<10	<10	95	<10	5
K964247		<20	0.03	<10	<10	80	<10	6
K964248		<20	0.11	<10	<10	44	20	33
K964249		<20	0.03	<10	<10	96	<10	5
K964250		<20	0.01	<10	<10	74	<10	6
K964101		<20	0.01	<10	<10	60	<10	4
K964102		<20	0.01	<10	<10	72	<10	5
K964103		<20	0.01	<10	<10	114	<10	154
K964104		<20	0.01	<10	10	150	<10	60
K964105		<20	0.03	<10	10	271	<10	157
K964106		<20	0.02	<10	10	228	<10	316
K964107		<20	0.01	<10	<10	137	<10	31
K964108		<20	0.01	<10	<10	126	<10	7
K964109		<20	0.01	<10	<10	116	<10	7
K964110		<20	0.01	<10	<10	139	<10	3
K964111		<20	0.12	<10	<10	62	10	48
K964112		<20	<0.01	<10	<10	50	<10	5
K964113		<20	<0.01	<10	<10	49	<10	9
K964114		<20	<0.01	<10	<10	53	<10	15
K964115		<20	0.01	<10	<10	91	<10	5
K964116		<20	0.01	<10	<10	74	<10	6
K964117		<20	0.01	<10	<10	71	<10	5
K964118		<20	0.01	<10	<10	96	<10	5
K964119		<20	0.01	<10	<10	84	<10	5
K964120		<20	0.01	<10	<10	103	<10	8

ALS Minerals

ALS Canada Ltd.

2103 Dollarton Hwy
North Vancouver BC V7H 0A7
Phone: 604 984 0221 Fax: 604 984 0218 www.alsglobal.com

To: GOLDEN PREDATOR CANADA CORP.
C/O PREDATOR MINING GROUP
888 DUNSMUIR STREET, 11TH FLOOR
VANCOUVER BC V6C 3K4

Page: 3 - A
Total # Pages: 4 (A - C)
Finalized Date: 11- NOV- 2011
Account: GOPRED

Project: Harlan

CERTIFICATE OF ANALYSIS WH11204321

Sample Description	WEI- 21	Au- AA23	ME- ICP41	ME- ICP41	ME- ICP41	ME- ICP41	ME- ICP41	ME- ICP41	ME- ICP41	ME- ICP41	ME- ICP41	ME- ICP41	ME- ICP41	ME- ICP41	ME- ICP41
Analyte	Recvd Wt.	Au	Ag	Al	As	B	Ba	Be	Bi	Ca	Cd	Co	Cr	Cu	Fe
Units	kg	ppm	ppm	%	ppm	ppm	ppm	ppm	ppm	%	ppm	ppm	ppm	ppm	%
LOR	0.02	0.005	0.2	0.01	2	10	10	0.5	2	0.01	0.5	1	1	1	0.01
K964121	5.55	0.010	0.9	0.70	227	<10	480	0.6	<2	0.03	0.7	2	45	111	1.24
K964122	2.38	0.028	0.4	0.73	306	<10	110	0.8	3	0.05	1.5	11	15	119	1.61
K964123	2.52	0.012	0.4	0.71	225	<10	170	0.7	<2	0.05	1.5	13	16	142	1.90
K964124	5.76	0.120	1.9	0.75	1090	10	80	0.6	<2	0.03	1.8	4	16	68	1.53
K964125	4.46	0.114	1.2	0.71	513	10	330	0.6	<2	<0.01	<0.5	3	18	39	0.99
K964126	5.03	0.009	0.9	0.69	209	<10	30	0.6	<2	0.09	3.8	10	24	271	2.88
K964127	6.29	0.087	1.3	0.44	439	<10	180	<0.5	<2	0.07	1.4	3	24	76	1.74
K964128	2.99	0.016	2.1	0.59	217	<10	10	0.5	3	0.01	<0.5	12	22	139	3.61
K964129	6.00	0.063	1.1	0.38	268	<10	270	<0.5	<2	0.05	<0.5	1	24	32	0.83
K964130	4.47	0.215	2.1	0.38	948	<10	120	<0.5	<2	<0.01	<0.5	3	21	90	1.97
K964131	4.65	0.330	3.0	0.50	2000	<10	10	<0.5	3	<0.01	1.6	10	21	254	4.26
K964132	5.54	0.116	2.0	0.38	719	<10	110	<0.5	<2	<0.01	<0.5	4	26	107	1.83
K964133	4.87	0.245	3.0	0.34	1160	<10	100	<0.5	3	0.01	1.0	6	23	127	2.47
K964134	6.44	0.085	4.5	0.36	708	<10	120	<0.5	3	0.03	7.0	5	26	120	1.93
K964135	0.11	<0.005	0.5	1.12	5	<10	60	<0.5	<2	0.75	<0.5	8	25	21	1.88
K964136	4.24	0.113	4.3	0.31	5410	<10	110	<0.5	5	0.02	14.9	21	28	113	2.22
K964137	4.18	0.278	2.3	0.27	1150	<10	130	<0.5	<2	<0.01	2.4	3	27	90	1.44
K964138	4.84	0.111	2.2	0.69	1700	<10	110	0.6	3	0.17	1.8	9	22	154	2.18
K964139	4.15	0.031	1.6	0.82	689	<10	310	0.7	<2	0.12	2.1	7	19	87	1.02
K964140	4.73	0.163	3.3	0.52	1910	<10	80	<0.5	4	0.03	0.7	10	17	113	2.75
K964141	8.25	0.084	1.7	0.52	757	<10	80	<0.5	<2	0.02	2.2	8	18	190	2.51
K964142	3.40	0.013	0.8	0.71	1090	10	50	0.6	<2	0.44	23.3	8	36	145	2.19
K964143	6.98	0.337	2.5	0.26	523	<10	130	<0.5	<2	0.90	0.8	2	25	72	1.66
K964144	5.18	0.290	2.9	0.24	1360	<10	100	<0.5	<2	0.33	<0.5	2	23	122	2.47
K964145	5.17	0.154	1.2	0.75	613	30	140	0.6	<2	0.18	<0.5	2	11	50	1.84
K964146	4.12	0.047	3.4	0.20	172	<10	300	<0.5	<2	0.01	<0.5	1	31	13	0.91
K964147	6.56	0.082	2.2	0.21	339	<10	140	<0.5	<2	<0.01	<0.5	1	22	13	1.03
K964148	0.11	0.969	0.7	1.30	7	<10	90	<0.5	<2	0.89	<0.5	9	42	44	2.69
K964149	6.25	0.076	2.4	0.20	206	<10	130	<0.5	<2	0.01	<0.5	2	19	25	1.03
K964150	4.68	0.015	2.2	0.10	47	<10	90	<0.5	<2	<0.01	<0.5	1	18	9	0.66
K962901	6.39	0.034	2.4	0.14	174	<10	100	<0.5	<2	<0.01	<0.5	1	20	15	0.85
K962902	7.12	0.095	3.3	0.16	409	<10	110	<0.5	2	<0.01	<0.5	1	26	21	1.06
K962903	6.71	0.017	4.2	0.12	92	<10	120	<0.5	<2	<0.01	<0.5	<1	18	5	0.53
K962904	4.12	0.027	3.4	0.12	90	<10	130	<0.5	<2	<0.01	<0.5	<1	16	6	0.62
K962905	4.62	0.055	3.6	0.20	250	<10	170	<0.5	<2	<0.01	<0.5	<1	17	11	0.93
K962906	6.80	0.244	3.0	0.16	1640	<10	80	<0.5	2	<0.01	<0.5	1	19	26	1.25
K962907	6.81	0.045	1.9	0.22	384	<10	110	<0.5	<2	<0.01	<0.5	1	24	14	1.29
K962908	4.75	0.031	2.3	0.14	156	<10	80	<0.5	<2	0.01	<0.5	1	23	11	1.45
K962909	6.60	0.048	1.7	0.16	144	<10	110	<0.5	<2	0.01	<0.5	3	24	17	1.77
K962910	1.54	0.051	0.6	0.63	519	30	60	0.5	<2	0.10	<0.5	5	16	136	1.96

CERTIFICATE OF ANALYSIS WH11204321

Sample Description	Method	ME- ICP41	ME- ICP41	ME- ICP41	ME- ICP41	ME- ICP41	ME- ICP41	ME- ICP41	ME- ICP41	ME- ICP41	ME- ICP41	ME- ICP41	ME- ICP41	ME- ICP41	ME- ICP41	ME- ICP41
	Analyte	Ga	Hg	K	La	Mg	Mn	Mo	Na	Ni	P	Pb	S	Sb	Sc	Sr
	Units	ppm	ppm	%	ppm	%	ppm	ppm	%	ppm	ppm	ppm	%	ppm	ppm	ppm
	LOR	10	1	0.01	10	0.01	5	1	0.01	1	10	2	0.01	2	1	1
K964121		10	1	0.42	20	0.12	17	17	0.01	12	410	13	0.43	13	3	16
K964122		<10	<1	0.32	10	0.07	49	2	0.01	55	340	6	1.12	9	1	7
K964123		<10	1	0.32	10	0.07	59	3	0.01	69	300	7	1.64	13	1	7
K964124		<10	3	0.36	10	0.06	18	2	0.01	27	400	171	1.35	111	2	12
K964125		<10	2	0.35	20	0.05	13	7	0.01	18	200	28	0.86	33	2	9
K964126		<10	1	0.27	10	0.20	45	4	0.01	87	430	12	2.75	23	4	9
K964127		<10	1	0.21	10	0.04	32	6	<0.01	42	380	15	1.55	16	1	8
K964128		<10	2	0.31	10	0.04	17	17	0.01	142	150	75	3.78	69	2	7
K964129		<10	1	0.19	10	0.02	22	2	<0.01	9	360	15	0.62	17	1	9
K964130		<10	1	0.19	10	0.02	20	2	<0.01	39	100	17	1.95	37	1	4
K964131		<10	2	0.26	10	0.03	16	7	<0.01	148	50	48	4.53	76	2	5
K964132		<10	1	0.19	10	0.02	17	3	<0.01	48	50	30	1.87	44	1	3
K964133		<10	2	0.17	<10	0.02	24	8	<0.01	114	60	32	2.53	57	1	4
K964134		<10	3	0.17	<10	0.02	26	1	<0.01	97	280	89	1.96	103	1	7
K964135		<10	1	0.07	<10	0.45	290	3	0.06	17	470	2	0.08	2	4	33
K964136		<10	3	0.15	<10	0.02	32	2	<0.01	92	340	100	2.01	102	1	4
K964137		<10	2	0.14	<10	0.03	31	1	<0.01	57	270	67	1.23	53	1	4
K964138		<10	2	0.32	10	0.06	60	4	0.01	117	920	186	2.14	120	2	15
K964139		<10	1	0.39	20	0.07	23	7	0.01	66	640	49	0.97	39	2	14
K964140		<10	2	0.26	10	0.03	14	8	<0.01	56	330	40	2.87	53	1	6
K964141		<10	1	0.26	10	0.04	17	6	<0.01	62	190	19	2.61	30	1	6
K964142		<10	3	0.33	10	0.04	30	11	0.01	107	2360	9	2.36	17	2	27
K964143		<10	2	0.11	<10	0.01	34	2	<0.01	23	5120	39	1.47	22	2	28
K964144		<10	2	0.12	<10	0.01	31	2	<0.01	25	2400	39	2.16	26	2	14
K964145		<10	2	0.43	20	0.05	24	1	<0.01	6	1570	43	1.53	20	1	23
K964146		<10	2	0.11	<10	0.01	34	1	<0.01	3	270	14	0.61	9	1	3
K964147		<10	1	0.11	<10	0.02	33	2	<0.01	6	540	33	0.63	17	2	9
K964148		<10	1	0.10	<10	0.57	423	6	0.08	30	540	6	0.08	<2	4	42
K964149		<10	2	0.10	<10	0.01	24	2	<0.01	23	150	20	0.90	12	1	8
K964150		<10	2	0.05	<10	<0.01	29	1	<0.01	7	60	18	0.43	9	1	3
K962901		<10	2	0.07	<10	0.01	30	2	<0.01	7	380	23	0.60	14	1	3
K962902		<10	3	0.08	<10	0.01	35	1	<0.01	10	470	22	0.75	20	1	3
K962903		<10	3	0.06	<10	0.01	33	1	<0.01	1	140	40	0.14	20	1	2
K962904		<10	4	0.07	<10	0.01	38	1	<0.01	<1	110	23	0.10	16	1	2
K962905		<10	3	0.10	<10	0.01	25	1	<0.01	12	120	14	0.53	18	1	1
K962906		<10	3	0.08	<10	0.01	31	2	<0.01	8	460	39	0.78	22	2	10
K962907		<10	1	0.11	<10	0.01	32	1	<0.01	15	240	29	1.03	19	1	5
K962908		<10	1	0.07	<10	0.01	31	1	<0.01	15	190	70	1.26	30	1	17
K962909		<10	1	0.08	<10	0.01	35	2	<0.01	32	130	49	1.54	20	1	13
K962910		<10	<1	0.34	10	0.04	102	1	<0.01	20	540	38	1.59	20	2	28

To: GOLDEN PREDATOR CANADA CORP.
C/O PREDATOR MINING GROUP
888 DUNSMUIR STREET, 11TH FLOOR
VANCOUVER BC V6C 3K4

Project: Harlan

CERTIFICATE OF ANALYSIS WH11204321

Sample Description	Method Analyte Units LOR	ME- ICP41 Th ppm 20	ME- ICP41 Ti % 0.01	ME- ICP41 Tl ppm 10	ME- ICP41 U ppm 10	ME- ICP41 V ppm 1	ME- ICP41 W ppm 10	ME- ICP41 Zn ppm 2
K964121		<20	0.02	<10	<10	201	<10	27
K964122		<20	0.01	<10	<10	46	<10	49
K964123		<20	0.01	<10	<10	42	<10	56
K964124		<20	0.01	<10	<10	45	<10	26
K964125		<20	0.01	<10	<10	62	<10	6
K964126		<20	0.01	<10	<10	95	<10	147
K964127		<20	0.01	<10	<10	62	<10	77
K964128		<20	0.01	<10	<10	86	<10	11
K964129		<20	0.01	<10	<10	58	<10	12
K964130		<20	0.01	<10	<10	53	<10	12
K964131		<20	0.01	<10	<10	70	<10	114
K964132		<20	<0.01	<10	<10	54	<10	15
K964133		<20	<0.01	<10	<10	50	<10	53
K964134		<20	<0.01	<10	<10	48	<10	280
K964135		<20	0.12	<10	<10	48	20	34
K964136		<20	<0.01	<10	<10	42	<10	572
K964137		<20	<0.01	<10	<10	38	<10	109
K964138		<20	0.01	<10	<10	57	<10	117
K964139		<20	0.01	<10	<10	83	<10	223
K964140		<20	0.01	<10	<10	49	<10	34
K964141		<20	0.01	<10	<10	53	<10	196
K964142		<20	0.01	<10	10	148	<10	2370
K964143		<20	<0.01	<10	<10	37	<10	52
K964144		<20	<0.01	<10	<10	37	<10	35
K964145		<20	<0.01	<10	<10	9	<10	8
K964146		<20	<0.01	<10	<10	16	<10	4
K964147		<20	<0.01	<10	<10	25	<10	3
K964148		<20	0.13	<10	<10	65	10	48
K964149		<20	<0.01	<10	<10	22	<10	5
K964150		<20	<0.01	<10	<10	14	<10	2
K962901		<20	<0.01	<10	<10	20	<10	3
K962902		<20	<0.01	<10	<10	21	<10	4
K962903		<20	<0.01	<10	<10	13	<10	<2
K962904		<20	<0.01	<10	<10	13	<10	<2
K962905		<20	<0.01	<10	<10	19	<10	<2
K962906		<20	<0.01	<10	<10	19	<10	6
K962907		<20	<0.01	<10	<10	34	<10	6
K962908		<20	<0.01	<10	<10	29	<10	<2
K962909		<20	<0.01	<10	<10	31	<10	5
K962910		<20	<0.01	<10	<10	21	<10	43

ALS Minerals

ALS Canada Ltd.

2103 Dollarton Hwy
North Vancouver BC V7H 0A7
Phone: 604 984 0221 Fax: 604 984 0218 www.alsglobal.com

To: GOLDEN PREDATOR CANADA CORP.
C/O PREDATOR MINING GROUP
888 DUNSMUIR STREET, 11TH FLOOR
VANCOUVER BC V6C 3K4

Finalized Date: 11- NOV- 2011
Account: GOPRED

Project: Harlan

CERTIFICATE OF ANALYSIS WH11204321

Sample Description	Method	WEI- 21	Au- AA23	ME- ICP41	ME- ICP41	ME- ICP41	ME- ICP41	ME- ICP41	ME- ICP41	ME- ICP41	ME- ICP41	ME- ICP41	ME- ICP41	ME- ICP41	ME- ICP41	ME- ICP41
	Analyte	Recvd Wt.	Au	Ag	Al	As	B	Ba	Be	Bi	Ca	Cd	Co	Cr	Cu	Fe
	Units	kg	ppm	ppm	%	ppm	ppm	ppm	ppm	ppm	%	ppm	ppm	ppm	ppm	%
	LOR	0.02	0.005	0.2	0.01	2	10	10	0.5	2	0.01	0.5	1	1	1	0.01
K962911		1.90	0.082	0.7	0.65	546	30	80	0.5	<2	0.09	<0.5	5	15	106	1.88
K962912		6.45	0.010	0.9	0.59	275	<10	70	0.6	<2	0.57	2.4	11	38	990	3.05
K962913		8.76	0.016	1.3	0.60	110	<10	120	0.8	3	0.72	1.4	7	39	107	3.29
K962914		3.97	0.015	1.5	1.17	98	<10	50	1.1	5	3.22	45.3	7	41	181	7.91
K962915		3.29	0.009	1.0	0.76	185	<10	80	0.9	7	0.94	1.7	8	48	220	3.88
K962916		2.63	0.006	1.7	0.62	80	<10	90	0.7	<2	0.61	2.1	6	43	88	3.88
K962917		4.81	0.009	1.9	0.35	110	<10	160	<0.5	4	0.49	1.1	5	33	61	2.85
K962918		3.83	0.009	1.5	0.46	55	<10	150	0.7	3	0.60	1.0	5	51	72	3.54
K962919		2.78	0.013	3.6	0.65	1800	10	30	0.7	4	0.90	0.7	11	45	194	7.81
K962920		6.45	0.012	1.6	0.44	59	<10	120	0.6	3	0.53	1.4	6	39	75	3.22
K962921		3.48	0.013	2.2	0.54	287	10	130	0.6	3	0.76	1.5	6	34	73	3.00
K962922		8.15	0.014	1.3	0.52	196	<10	50	0.7	<2	0.87	0.8	5	43	76	3.47
K962923		0.10	<0.005	0.6	1.05	4	<10	80	<0.5	<2	0.68	<0.5	9	24	20	1.88
K962924		5.69	0.009	0.6	0.37	131	<10	70	0.6	<2	0.58	0.5	5	39	46	2.68
K962925		3.97	0.006	1.1	0.41	76	<10	110	0.6	<2	0.69	1.1	5	39	54	2.90
K962926		6.33	0.008	1.3	0.44	47	<10	110	0.7	<2	0.87	0.8	5	42	75	3.34
K962927		4.55	0.010	2.2	0.42	270	<10	110	0.6	6	0.82	0.7	6	43	92	4.10
K962928		6.30	0.174	3.4	0.36	2330	<10	70	<0.5	5	0.58	1.7	5	36	68	3.24
K962929		4.09	0.176	2.4	0.31	1635	<10	110	<0.5	<2	0.51	1.1	4	31	60	2.69
K962930		6.62	0.007	1.2	0.51	68	<10	120	0.6	3	0.91	1.5	5	48	62	2.99
K962931		6.91	<0.005	0.7	0.34	24	<10	190	<0.5	<2	1.02	<0.5	5	35	53	2.45
K962932		3.70	<0.005	0.5	0.43	49	<10	220	0.5	<2	0.99	<0.5	5	35	49	2.23
K962933		4.08	<0.005	0.8	0.37	54	<10	210	0.5	<2	0.89	<0.5	5	40	55	2.78
K962934		4.44	0.012	1.2	0.41	44	<10	130	0.8	<2	1.00	0.5	5	39	52	3.15
K962935		6.78	0.007	1.2	1.62	28	<10	50	2.0	<2	2.61	<0.5	6	63	107	6.57
K962936		0.11	0.975	0.3	1.21	10	<10	110	<0.5	<2	0.83	<0.5	10	41	43	2.71
K962937		9.58	0.012	1.2	0.67	58	<10	40	1.2	<2	0.88	<0.5	7	60	78	3.62
K962938		5.64	0.013	3.0	0.39	106	<10	100	0.6	6	0.49	1.4	6	44	83	3.50
K962939		5.23	0.009	3.4	0.40	189	20	70	0.5	4	0.41	1.0	6	33	93	3.47
K962940		5.07	0.007	2.0	0.45	87	60	60	0.6	3	0.45	1.3	7	36	116	3.14
K962941		5.03	0.006	2.1	0.42	95	10	120	0.6	2	0.37	3.8	7	36	260	2.75
K962942		8.70	0.009	1.7	0.51	123	10	150	0.7	2	0.43	2.4	7	42	100	2.99
K962943		6.47	0.010	1.7	0.38	31	10	160	0.6	2	0.42	3.0	5	36	68	3.10
K962944		6.51	<0.005	0.8	0.50	35	<10	180	0.7	2	0.83	<0.5	5	43	54	2.57
K962945		5.70	0.005	0.7	0.40	45	<10	180	0.6	5	0.50	<0.5	3	41	48	2.42
K962946		6.68	<0.005	0.7	0.44	43	10	130	0.6	5	0.60	<0.5	4	37	61	2.72
K962947		3.22	0.045	1.1	0.33	354	<10	150	<0.5	4	0.39	2.0	2	31	36	1.74
K962948		3.52	0.051	1.5	0.38	543	<10	170	<0.5	6	0.42	5.5	3	32	39	1.79
K962949		7.10	0.213	1.1	0.34	1505	<10	140	<0.5	6	0.33	2.1	3	30	31	1.29
K962950		4.36	0.049	0.9	0.35	516	<10	160	<0.5	4	0.34	0.9	2	34	33	1.52

To: GOLDEN PREDATOR CANADA CORP.
C/O PREDATOR MINING GROUP
888 DUNSMUIR STREET, 11TH FLOOR
VANCOUVER BC V6C 3K4

Project: Harlan

CERTIFICATE OF ANALYSIS WH11204321

	Method	ME- ICP41	ME- ICP41	ME- ICP41	ME- ICP41	ME- ICP41	ME- ICP41	ME- ICP41	ME- ICP41	ME- ICP41	ME- ICP41	ME- ICP41	ME- ICP41	ME- ICP41	ME- ICP41	ME- ICP41
	Analyte	Ga	Hg	K	La	Mg	Mn	Mo	Na	Ni	P	Pb	S	Sb	Sc	Sr
	Units	ppm	ppm	%	ppm	%	ppm	ppm	%	ppm	ppm	ppm	%	ppm	ppm	ppm
Sample Description	LOR	10	1	0.01	10	0.01	5	1	0.01	1	10	2	0.01	2	1	1
K962911		<10	<1	0.35	10	0.05	90	2	0.01	21	510	28	1.53	18	1	29
K962912		<10	<1	0.22	10	0.06	113	5	0.01	113	2830	15	2.32	24	2	20
K962913		<10	<1	0.25	10	0.06	100	4	0.01	90	3330	14	2.18	18	1	32
K962914		10	1	0.06	10	0.15	966	5	0.01	87	3430	11	5.83	6	3	64
K962915		<10	<1	0.21	10	0.11	124	4	0.01	98	4210	12	2.50	15	1	24
K962916		<10	1	0.26	10	0.07	162	4	0.01	98	2480	13	2.31	11	1	18
K962917		<10	<1	0.16	10	0.04	86	4	0.01	72	2100	16	1.58	14	1	14
K962918		<10	1	0.20	10	0.06	176	2	0.01	71	2520	14	2.04	12	3	20
K962919		<10	1	0.34	10	0.20	302	3	0.01	79	3790	18	4.85	18	5	22
K962920		<10	<1	0.20	10	0.05	109	3	0.01	88	2400	18	1.92	11	1	13
K962921		<10	<1	0.26	10	0.06	90	4	0.01	99	3370	25	1.52	19	1	30
K962922		<10	<1	0.25	10	0.05	85	3	0.01	81	3840	14	2.46	10	1	25
K962923		<10	1	0.07	<10	0.46	274	2	0.06	18	460	<2	0.06	<2	4	30
K962924		<10	<1	0.18	10	0.03	93	2	0.01	66	2560	5	2.36	15	1	18
K962925		<10	<1	0.20	10	0.07	141	2	0.01	69	2900	9	2.00	9	1	20
K962926		<10	<1	0.21	10	0.07	119	3	0.01	75	3560	10	2.12	11	1	24
K962927		<10	<1	0.19	10	0.11	161	9	0.01	78	2880	20	2.47	17	2	22
K962928		<10	1	0.18	10	0.03	71	4	0.01	67	2560	46	3.04	52	1	15
K962929		<10	<1	0.16	<10	0.04	101	2	0.01	43	2080	31	2.25	33	1	12
K962930		<10	<1	0.22	10	0.07	144	4	0.01	57	2980	36	1.64	22	2	28
K962931		<10	<1	0.15	10	0.07	100	2	0.01	44	2630	5	1.39	6	2	36
K962932		<10	<1	0.21	10	0.05	96	2	0.01	60	2750	5	1.29	3	1	41
K962933		<10	<1	0.16	10	0.06	126	2	0.01	49	2960	5	1.47	5	1	30
K962934		<10	<1	0.18	10	0.06	95	4	0.01	56	4040	11	2.00	10	1	29
K962935		10	<1	0.09	10	0.42	258	4	0.02	59	3910	5	4.41	3	3	101
K962936		<10	<1	0.09	10	0.58	400	6	0.07	32	520	5	0.07	<2	4	38
K962937		<10	<1	0.25	10	0.10	68	4	0.03	94	2830	11	2.56	12	2	35
K962938		<10	<1	0.19	10	0.04	71	3	0.01	73	2110	32	2.19	19	1	13
K962939		<10	<1	0.19	<10	0.05	79	2	0.01	77	1750	30	2.16	24	1	10
K962940		<10	1	0.20	10	0.06	153	2	0.01	81	1770	27	1.72	21	1	10
K962941		<10	<1	0.16	<10	0.03	117	2	0.01	88	1860	30	1.62	29	1	12
K962942		<10	<1	0.23	10	0.05	140	2	0.01	72	1860	31	1.71	27	1	12
K962943		<10	<1	0.19	10	0.05	133	2	0.01	59	1550	94	1.69	69	1	10
K962944		<10	<1	0.21	10	0.07	97	4	0.01	61	1540	9	1.46	5	1	28
K962945		<10	<1	0.17	10	0.06	104	2	0.02	62	1150	6	1.32	4	1	19
K962946		<10	<1	0.21	10	0.05	101	3	0.02	72	1480	7	1.56	7	1	21
K962947		<10	1	0.17	<10	0.04	118	1	0.02	45	1480	31	1.10	32	1	10
K962948		<10	1	0.19	<10	0.05	116	1	0.02	46	1630	67	1.17	60	1	10
K962949		<10	1	0.16	<10	0.03	41	1	0.02	48	1370	292	1.12	131	1	9
K962950		<10	1	0.18	10	0.05	112	1	0.02	48	1360	13	1.10	18	1	9

ALS Minerals

ALS Canada Ltd.

2103 Dollarton Hwy
North Vancouver BC V7H 0A7
Phone: 604 984 0221 Fax: 604 984 0218 www.alsglobal.com

To: GOLDEN PREDATOR CANADA CORP.
C/O PREDATOR MINING GROUP
888 DUNSMUIR STREET, 11TH FLOOR
VANCOUVER BC V6C 3K4

Finalized Date: 11- NOV- 2011
Account: GOPRED

Project: Harlan

CERTIFICATE OF ANALYSIS WH11204321

Sample Description	Method	ME- ICP41	ME- ICP41	ME- ICP41	ME- ICP41	ME- ICP41	ME- ICP41	ME- ICP41
	Analyte	Th	Ti	Tl	U	V	W	Zn
	Units	ppm	%	ppm	ppm	ppm	ppm	ppm
	LOR	20	0.01	10	10	1	10	2
K962911		<20	<0.01	<10	<10	28	<10	35
K962912		<20	<0.01	<10	<10	123	<10	96
K962913		<20	0.01	<10	<10	122	<10	73
K962914		<20	0.04	<10	<10	185	<10	3450
K962915		<20	0.01	<10	<10	162	<10	148
K962916		<20	0.01	<10	<10	159	<10	135
K962917		<20	<0.01	<10	<10	89	<10	51
K962918		<20	0.01	<10	<10	162	<10	88
K962919		<20	0.01	<10	<10	203	<10	50
K962920		<20	0.01	<10	<10	111	<10	79
K962921		<20	0.01	<10	<10	122	<10	72
K962922		<20	0.01	<10	<10	121	<10	48
K962923		<20	0.11	<10	<10	45	20	32
K962924		<20	<0.01	<10	<10	97	<10	57
K962925		<20	<0.01	<10	<10	121	<10	68
K962926		<20	0.01	<10	<10	132	<10	50
K962927		<20	0.01	<10	<10	144	<10	70
K962928		<20	<0.01	<10	<10	83	<10	71
K962929		<20	<0.01	<10	<10	74	<10	45
K962930		<20	0.01	<10	<10	134	<10	75
K962931		<20	<0.01	<10	<10	89	<10	16
K962932		<20	0.01	<10	<10	103	<10	29
K962933		<20	<0.01	<10	<10	95	<10	40
K962934		<20	0.01	<10	<10	88	<10	24
K962935		<20	0.05	<10	<10	196	<10	38
K962936		<20	0.12	<10	<10	63	10	47
K962937		<20	0.01	<10	<10	205	<10	17
K962938		<20	0.01	<10	<10	91	<10	81
K962939		<20	<0.01	<10	<10	89	<10	74
K962940		<20	<0.01	<10	<10	99	<10	111
K962941		<20	<0.01	<10	<10	81	<10	182
K962942		<20	0.01	<10	<10	125	<10	122
K962943		<20	<0.01	<10	<10	87	<10	147
K962944		<20	0.01	<10	<10	123	<10	17
K962945		<20	0.01	<10	<10	109	<10	30
K962946		<20	0.01	<10	<10	110	<10	23
K962947		<20	<0.01	<10	<10	75	<10	100
K962948		<20	<0.01	<10	<10	87	<10	212
K962949		<20	<0.01	<10	<10	70	<10	92
K962950		<20	<0.01	<10	<10	85	<10	58

ALS Minerals

ALS Canada Ltd.

2103 Dollarton Hwy
North Vancouver BC V7H 0A7
Phone: 604 984 0221 Fax: 604 984 0218 www.alsglobal.com

To: GOLDEN PREDATOR CANADA CORP.
C/O PREDATOR MINING GROUP
888 DUNSMUIR STREET, 11TH FLOOR
VANCOUVER BC V6C 3K4

Page: 1
Finalized Date: 18- OCT- 2011
This copy reported on
9- MAR- 2012
Account: GOPRED

CERTIFICATE WH11183700

Project: Harlan
P.O. No.: HAR- 2011- JC- 1882
This report is for 109 Drill Core samples submitted to our lab in Whitehorse, YT, Canada on 11- SEP- 2011.

The following have access to data associated with this certificate:

MIKE BURKE JACK COTE	ANDREW CALDWELL MIKE MASLOWSKI	JEFF CARY BRUCE OTTO

SAMPLE PREPARATION

ALS CODE	DESCRIPTION
WEI- 21	Received Sample Weight
CRU- QC	Crushing QC Test
PUL- QC	Pulverizing QC Test
LOG- 21	Sample logging - ClientBarCode
CRU- 31	Fine crushing - 70% <2mm
SPL- 21	Split sample - riffle splitter
PUL- 31	Pulverize split to 85% <75 um
LOG- 23	Pulp Login - Rcvd with Barcode

ANALYTICAL PROCEDURES

ALS CODE	DESCRIPTION	INSTRUMENT
Au- AA23	Au 30g FA- AA finish	AAS
ME- ICP41	35 Element Aqua Regia ICP- AES	ICP- AES

To: GOLDEN PREDATOR CANADA CORP.
ATTN: JEFF CARY
C/O PREDATOR MINING GROUP
888 DUNSMUIR STREET, 11TH FLOOR
VANCOUVER BC V6C 3K4

This is the Final Report and supersedes any preliminary report with this certificate number. Results apply to samples as submitted. All pages of this report have been checked and approved for release.

Signature:
Colin Ramshaw, Vancouver Laboratory Manager

To: GOLDEN PREDATOR CANADA CORP.
C/O PREDATOR MINING GROUP
888 DUNSMUIR STREET, 11TH FLOOR
VANCOUVER BC V6C 3K4

Project: Harlan

CERTIFICATE OF ANALYSIS WH11183700

Sample Description	Method	WEI- 21	Au- AA23	ME- ICP41	ME- ICP41	ME- ICP41	ME- ICP41	ME- ICP41	ME- ICP41	ME- ICP41	ME- ICP41	ME- ICP41	ME- ICP41	ME- ICP41	ME- ICP41	ME- ICP41
	Analyte	Recvd Wt.	Au	Ag	Al	As	B	Ba	Be	Bi	Ca	Cd	Co	Cr	Cu	Fe
	Units	kg	ppm	ppm	%	ppm	ppm	ppm	ppm	ppm	%	ppm	ppm	ppm	ppm	%
	LOR	0.02	0.005	0.2	0.01	2	10	10	0.5	2	0.01	0.5	1	1	1	0.01
K953251		4.21	0.217	4.9	0.10	358	<10	260	<0.5	4	0.01	0.5	1	19	9	0.56
K956252		4.54	0.152	2.2	0.15	347	<10	400	<0.5	4	0.01	<0.5	1	24	5	1.04
K953253		2.64	0.179	2.2	0.23	315	<10	500	<0.5	4	0.01	0.5	1	19	4	0.68
K953254		4.91	0.140	1.3	0.15	174	<10	330	<0.5	2	0.01	<0.5	2	21	5	0.57
K953255		7.12	0.142	5.5	0.23	243	<10	380	<0.5	5	<0.01	0.9	2	20	14	0.36
K953256		4.32	0.277	17.7	0.30	3130	<10	410	<0.5	28	<0.01	2.8	1	22	15	0.55
K953257		6.32	0.059	3.2	0.15	121	<10	220	<0.5	2	<0.01	<0.5	2	21	6	0.39
K953258		8.80	0.041	0.8	0.44	103	<10	480	<0.5	2	<0.01	<0.5	1	16	4	0.39
K953259		3.97	0.006	0.5	0.43	37	<10	490	<0.5	2	<0.01	<0.5	2	15	16	0.26
K953260		6.63	0.040	3.5	0.28	153	<10	220	<0.5	8	<0.01	<0.5	2	13	5	0.43
K953261		0.10	4.10	1.3	0.35	701	<10	40	<0.5	5	2.19	1.9	8	21	78	3.11
K953262		4.78	0.007	0.9	0.22	114	<10	180	<0.5	4	<0.01	<0.5	1	15	15	0.50
K953263		5.70	0.018	3.1	0.38	172	<10	380	<0.5	13	0.01	<0.5	<1	15	5	1.06
K953264		6.44	0.028	1.0	0.22	137	<10	190	<0.5	2	<0.01	<0.5	1	19	7	0.74
K953265		5.46	0.037	1.7	0.26	1470	<10	160	<0.5	<2	0.37	0.6	2	20	78	1.80
K953266		6.70	0.074	0.9	0.20	78	<10	170	<0.5	2	0.13	<0.5	1	23	10	0.57
K953267		6.10	0.057	3.0	0.29	890	<10	100	<0.5	8	0.15	0.9	5	17	135	3.75
K953268		7.51	0.057	3.3	0.23	1830	<10	100	<0.5	18	0.08	0.8	5	17	126	3.73
K953269		4.00	0.102	3.1	0.25	1120	<10	160	<0.5	4	0.01	<0.5	3	19	15	1.49
K953270		7.25	0.047	1.2	0.19	156	<10	140	<0.5	<2	<0.01	<0.5	1	17	6	0.67
K953271		6.09	0.015	0.7	0.17	254	<10	160	<0.5	<2	<0.01	<0.5	1	17	5	0.59
K953272		0.19	0.018	0.8	0.11	46	<10	90	<0.5	<2	<0.01	<0.5	2	4	5	0.79
K953273		6.08	0.016	1.4	0.19	541	<10	140	<0.5	7	0.01	<0.5	3	16	96	2.41
K953274		6.52	0.006	0.5	0.28	228	<10	180	<0.5	<2	0.17	0.9	4	19	41	0.93
K953275		5.93	0.017	0.6	0.24	216	<10	160	<0.5	<2	0.11	0.9	4	18	49	0.99
K953276		6.32	0.021	1.1	0.26	752	<10	130	<0.5	5	0.28	0.9	5	22	115	2.86
K953277		5.78	0.040	1.0	0.26	848	<10	120	<0.5	2	0.28	1.5	5	21	134	3.38
K953278		6.36	0.036	1.1	0.29	338	<10	190	<0.5	<2	0.08	0.9	5	20	75	1.24
K953279		6.78	0.301	3.1	0.27	2310	<10	120	<0.5	26	0.50	1.1	5	18	134	3.45
K953280		5.46	0.026	0.5	0.20	253	<10	140	<0.5	<2	0.27	0.6	4	20	44	0.89
K953281		0.10	<0.005	0.4	1.05	4	<10	80	<0.5	<2	0.71	<0.5	6	24	19	1.92
K953282		6.19	0.045	0.8	0.21	539	<10	130	<0.5	6	0.35	0.5	6	18	98	1.96
K953283		6.13	0.022	1.2	0.27	438	<10	170	<0.5	2	0.09	1.2	3	23	56	1.00
K953284		6.50	0.052	2.4	0.28	510	<10	160	<0.5	2	0.16	1.6	4	16	70	1.16
K953285		6.40	0.055	1.7	0.25	706	<10	120	<0.5	4	0.17	1.2	5	19	90	2.14
K953286		6.52	0.067	1.2	0.25	4770	<10	150	<0.5	20	0.48	1.0	4	16	59	1.73
K953287		6.10	0.030	1.8	0.29	334	<10	190	<0.5	2	0.18	1.1	5	18	52	1.07
K953288		6.14	0.040	1.2	0.27	1525	<10	90	<0.5	4	0.43	1.1	5	23	146	3.20
K953289		6.78	0.089	0.6	0.30	619	<10	150	<0.5	10	0.11	1.1	5	18	99	2.05
K953290		6.10	0.040	0.4	0.23	362	<10	90	<0.5	2	0.40	0.9	6	17	135	3.45

To: GOLDEN PREDATOR CANADA CORP.
C/O PREDATOR MINING GROUP
888 DUNSMUIR STREET, 11TH FLOOR
VANCOUVER BC V6C 3K4

Project: Harlan

CERTIFICATE OF ANALYSIS WH11183700

Sample Description	Method Analyte Units LOR	ME- ICP41 Ga ppm 10	ME- ICP41 Hg ppm 1	ME- ICP41 K % 0.01	ME- ICP41 La ppm 10	ME- ICP41 Mg % 0.01	ME- ICP41 Mn ppm 5	ME- ICP41 Mo ppm 1	ME- ICP41 Na % 0.01	ME- ICP41 Ni ppm 1	ME- ICP41 P ppm 10	ME- ICP41 Pb ppm 2	ME- ICP41 S % 0.01	ME- ICP41 Sb ppm 2	ME- ICP41 Sc ppm 1	ME- ICP41 Sr ppm 1
K953251		<10	10	0.08	<10	0.01	20	<1	0.01	1	60	46	0.25	38	<1	1
K956252		<10	4	0.18	<10	0.01	26	<1	0.01	1	70	28	0.47	21	<1	<1
K953253		<10	12	0.20	10	0.01	19	3	0.01	<1	70	117	0.24	85	1	1
K953254		<10	4	0.12	<10	0.01	24	4	<0.01	4	20	36	0.18	26	<1	<1
K953255		<10	12	0.13	10	0.01	17	2	0.01	3	20	54	0.12	60	1	<1
K953256		<10	45	0.18	10	0.01	14	3	0.01	1	90	299	0.16	442	2	3
K953257		<10	2	0.10	<10	0.01	20	<1	0.01	4	20	47	0.16	35	<1	<1
K953258		<10	2	0.25	20	0.02	12	1	0.01	1	20	36	0.13	38	1	1
K953259		<10	1	0.24	20	0.02	11	2	<0.01	2	40	12	0.06	24	1	4
K953260		<10	1	0.18	<10	0.02	22	<1	0.01	<1	10	30	0.12	20	1	1
K953261		<10	6	0.19	<10	0.88	314	24	0.01	73	880	20	2.15	15	3	34
K953262		<10	<1	0.15	<10	0.02	17	2	0.01	2	10	21	0.20	19	1	1
K953263		<10	<1	0.33	<10	0.03	19	8	<0.01	<1	60	63	0.35	24	1	6
K953264		<10	<1	0.15	10	0.01	17	5	0.01	7	90	63	0.48	16	1	3
K953265		<10	1	0.13	<10	0.15	309	1	0.01	15	200	27	1.47	44	2	48
K953266		<10	1	0.13	10	0.01	23	1	0.01	5	120	50	0.43	17	<1	8
K953267		<10	1	0.12	<10	0.11	278	1	0.01	26	280	110	2.99	90	2	14
K953268		<10	<1	0.12	<10	0.21	174	1	0.01	23	290	61	3.06	54	2	7
K953269		<10	1	0.15	<10	0.02	34	1	0.01	13	380	74	1.08	33	1	5
K953270		<10	<1	0.11	10	0.01	21	1	0.01	6	80	27	0.44	11	1	3
K953271		<10	<1	0.11	10	0.01	23	1	0.01	4	210	9	0.29	9	1	5
K953272		<10	<1	0.07	<10	0.01	46	<1	<0.01	4	30	6	0.40	4	<1	2
K953273		<10	<1	0.11	<10	0.12	80	<1	0.01	14	260	25	1.93	15	2	5
K953274		<10	<1	0.12	<10	0.04	56	1	0.01	27	420	4	0.74	10	1	10
K953275		<10	<1	0.10	<10	0.02	36	1	0.01	38	430	9	0.85	10	1	8
K953276		<10	1	0.11	<10	0.20	323	1	0.01	41	370	51	2.47	39	2	22
K953277		<10	1	0.11	<10	0.28	410	1	0.01	44	390	34	2.86	43	2	17
K953278		<10	1	0.12	<10	0.02	56	1	0.01	53	320	44	1.09	28	1	8
K953279		<10	2	0.12	<10	0.18	345	1	0.01	44	740	86	3.19	79	2	48
K953280		<10	<1	0.09	<10	0.07	101	<1	<0.01	38	620	3	0.73	9	1	13
K953281		<10	<1	0.07	<10	0.47	284	2	0.05	17	460	<2	0.04	<2	4	32
K953282		<10	1	0.10	<10	0.20	156	2	<0.01	47	480	11	1.45	13	2	31
K953283		<10	1	0.11	<10	0.02	43	1	<0.01	33	600	19	0.84	17	1	20
K953284		<10	2	0.12	10	0.03	63	1	<0.01	46	670	25	1.06	25	1	23
K953285		<10	2	0.11	<10	0.18	192	2	<0.01	41	390	34	1.80	29	2	24
K953286		<10	1	0.10	<10	0.19	184	1	0.02	38	580	12	1.42	24	1	43
K953287		<10	1	0.12	<10	0.03	114	<1	<0.01	37	640	9	0.96	18	1	9
K953288		<10	1	0.10	<10	0.19	232	1	0.02	39	490	15	3.17	21	2	33
K953289		<10	1	0.13	<10	0.06	84	7	<0.01	51	390	12	1.89	16	1	9
K953290		<10	1	0.11	<10	0.43	234	1	<0.01	43	460	5	2.71	7	2	16

Project: Harlan

CERTIFICATE OF ANALYSIS WH11183700

Sample Description	Method Analyte Units LOR	ME- ICP41 Th ppm 20	ME- ICP41 Ti % 0.01	ME- ICP41 Tl ppm 10	ME- ICP41 U ppm 10	ME- ICP41 V ppm 1	ME- ICP41 W ppm 10	ME- ICP41 Zn ppm 2
K953251		<20	<0.01	<10	<10	21	<10	22
K956252		<20	0.01	<10	<10	30	<10	5
K953253		<20	0.01	<10	<10	53	<10	9
K953254		<20	0.01	<10	<10	40	<10	15
K953255		<20	0.01	<10	<10	56	<10	30
K953256		<20	0.01	<10	<10	71	<10	22
K953257		<20	<0.01	<10	<10	30	<10	5
K953258		<20	0.01	<10	<10	31	<10	3
K953259		<20	0.01	<10	<10	79	<10	5
K953260		<20	<0.01	<10	<10	18	<10	<2
K953261		<20	<0.01	<10	<10	63	<10	151
K953262		<20	<0.01	<10	<10	35	<10	11
K953263		<20	0.01	<10	<10	21	<10	<2
K953264		<20	<0.01	<10	<10	12	<10	4
K953265		<20	<0.01	<10	<10	19	<10	50
K953266		<20	<0.01	<10	<10	13	<10	6
K953267		<20	<0.01	<10	<10	20	<10	117
K953268		<20	<0.01	<10	<10	18	<10	73
K953269		<20	<0.01	<10	<10	16	<10	11
K953270		<20	<0.01	<10	<10	10	<10	3
K953271		<20	<0.01	<10	<10	10	<10	2
K953272		<20	<0.01	<10	<10	6	<10	2
K953273		<20	<0.01	<10	<10	14	<10	21
K953274		<20	<0.01	<10	<10	16	<10	32
K953275		<20	<0.01	<10	<10	16	<10	27
K953276		<20	<0.01	<10	<10	21	<10	69
K953277		<20	<0.01	<10	<10	19	<10	89
K953278		<20	<0.01	<10	<10	21	<10	50
K953279		<20	<0.01	<10	<10	21	<10	76
K953280		<20	<0.01	<10	<10	12	<10	33
K953281		<20	0.11	<10	<10	46	20	33
K953282		<20	<0.01	<10	<10	16	<10	53
K953283		<20	<0.01	<10	<10	17	<10	86
K953284		<20	<0.01	<10	<10	17	<10	92
K953285		<20	<0.01	<10	<10	18	<10	83
K953286		<20	<0.01	<10	<10	18	<10	39
K953287		<20	<0.01	<10	<10	17	<10	37
K953288		<20	<0.01	<10	<10	20	<10	39
K953289		<20	<0.01	<10	<10	23	<10	33
K953290		<20	<0.01	<10	<10	20	<10	96

Project: Harlan

CERTIFICATE OF ANALYSIS WH11183700

	Method	WEI- 21	Au- AA23	ME- ICP41	ME- ICP41	ME- ICP41	ME- ICP41	ME- ICP41	ME- ICP41	ME- ICP41	ME- ICP41	ME- ICP41	ME- ICP41	ME- ICP41	ME- ICP41	ME- ICP41
	Analyte	Recvd Wt.	Au	Ag	Al	As	B	Ba	Be	Bi	Ca	Cd	Co	Cr	Cu	Fe
	Units	kg	ppm	ppm	%	ppm	ppm	ppm	ppm	ppm	%	ppm	ppm	ppm	ppm	%
Sample Description	LOR	0.02	0.005	0.2	0.01	2	10	10	0.5	2	0.01	0.5	1	1	1	0.01
K953291		7.06	0.012	0.6	0.33	273	<10	210	<0.5	<2	0.21	0.9	6	23	78	2.04
K953292		0.09	0.963	0.4	1.20	14	<10	110	<0.5	<2	0.80	<0.5	9	42	43	2.59
K953293		3.37	0.007	0.3	0.19	158	<10	130	<0.5	<2	0.35	0.7	4	16	37	0.95
K953294		6.34	0.074	1.0	0.22	1590	<10	80	<0.5	<2	1.01	0.8	7	12	149	4.69
K953295		5.88	0.043	1.1	0.26	406	<10	170	<0.5	<2	0.27	1.0	5	14	56	1.29
K953296		5.89	0.198	7.5	0.33	869	<10	120	<0.5	2	0.36	1.5	6	17	105	2.76
K953297		2.96	0.105	1.2	0.67	1810	10	60	0.7	3	0.73	3.2	11	16	201	3.25
K953298		3.31	0.088	0.6	0.64	1505	10	150	0.7	<2	0.55	2.3	8	18	101	2.29
K953299		6.51	0.049	0.4	0.60	4130	10	100	0.6	<2	0.69	1.4	13	11	103	2.62
K953300		6.23	<0.005	0.5	0.55	163	10	140	0.5	3	0.41	0.6	10	15	129	3.25
K953301		7.01	<0.005	0.5	0.47	161	<10	160	<0.5	2	0.33	<0.5	9	14	140	2.61
K953302		5.53	<0.005	0.7	0.26	152	<10	120	<0.5	5	0.48	<0.5	6	13	121	3.44
K953303		6.25	0.011	1.1	0.34	984	<10	170	<0.5	3	0.45	<0.5	5	18	118	2.26
K953304		8.60	0.012	0.7	0.34	557	<10	90	<0.5	4	0.27	<0.5	7	14	163	4.97
K953305		6.08	0.006	0.5	0.40	209	<10	240	<0.5	4	0.20	<0.5	7	19	77	2.22
K953306		3.09	<0.005	0.4	0.45	67	<10	210	<0.5	5	0.28	<0.5	6	14	75	2.08
K953307		6.70	0.010	1.2	0.62	465	<10	70	0.5	18	0.23	0.8	9	18	249	3.64
K953308		6.36	0.020	1.0	0.99	1525	10	80	0.7	9	0.31	4.9	13	20	386	3.99
K953309		5.55	0.006	0.6	0.41	100	<10	140	<0.5	6	0.35	<0.5	7	12	122	2.88
K953310		6.56	0.013	0.5	0.71	60	10	110	0.6	7	1.42	<0.5	8	16	126	3.37
K953311		7.29	0.063	1.1	0.57	4830	<10	50	0.5	9	0.53	0.6	14	13	891	3.42
K953312		0.10	<0.005	0.6	1.01	27	<10	70	<0.5	<2	0.63	<0.5	8	23	26	1.82
K953313		6.01	0.011	0.9	0.57	297	<10	110	0.5	7	0.52	1.0	15	12	725	3.27
K953314		6.97	<0.005	0.7	0.52	116	<10	140	<0.5	7	0.40	0.6	8	16	221	2.93
K953315		6.54	<0.005	0.8	0.26	105	<10	90	<0.5	6	0.20	1.1	7	15	174	3.30
K953316		6.17	0.100	0.8	0.25	690	<10	70	<0.5	8	0.24	0.8	9	18	245	5.80
K953317		5.27	0.112	1.0	0.23	1725	<10	120	<0.5	6	0.30	0.5	6	14	99	2.36
K953318		6.38	0.132	0.7	0.28	1590	<10	100	<0.5	8	0.17	0.9	6	18	101	2.29
K953319		5.37	0.227	1.9	0.51	2140	10	50	0.5	29	0.47	1.2	9	11	151	2.98
K953320		5.21	0.075	4.0	0.33	891	<10	140	<0.5	92	0.23	1.0	6	15	83	1.62
K953321		3.76	0.007	0.8	0.25	277	<10	70	<0.5	6	0.17	1.4	7	16	215	4.02
K953322		4.06	0.008	1.1	0.23	272	<10	60	<0.5	5	0.15	1.5	8	14	271	5.07
K953323		5.02	0.045	0.6	0.24	1035	<10	110	<0.5	4	0.22	1.1	6	14	99	1.87
K953324		3.09	0.018	0.6	0.21	197	<10	100	<0.5	2	0.16	0.5	5	12	57	1.06
K949359		6.90	1.465	6.0	0.31	>10000	<10	20	<0.5	79	0.96	4.3	15	11	908	12.20
K953325		5.78	0.117	0.8	0.20	2330	<10	110	<0.5	23	0.10	0.7	6	14	56	1.29
K953326		6.65	0.317	1.3	0.24	2280	<10	120	<0.5	24	0.22	1.2	6	17	57	1.30
K953327		5.78	0.016	1.5	0.25	790	<10	80	<0.5	9	0.19	0.5	8	16	225	4.28
K953328		6.29	0.026	2.5	0.28	1125	<10	70	<0.5	12	0.29	1.3	5	16	156	3.76
K953329		6.12	0.035	1.1	0.26	903	<10	100	<0.5	23	0.13	3.4	5	15	77	1.65

ALS Canada Ltd.

2103 Dollarton Hwy
North Vancouver BC V7H 0A7
Phone: 604 984 0221 Fax: 604 984 0218 www.alsglobal.com

To: GOLDEN PREDATOR CANADA CORP.
C/O PREDATOR MINING GROUP
888 DUNSMUIR STREET, 11TH FLOOR
VANCOUVER BC V6C 3K4

Project: Harlan

CERTIFICATE OF ANALYSIS WH11183700

Sample Description	Method Analyte Units LOR	ME- ICP41 Ga ppm 10	ME- ICP41 Hg ppm 1	ME- ICP41 K % 0.01	ME- ICP41 La ppm 10	ME- ICP41 Mg % 0.01	ME- ICP41 Mn ppm 5	ME- ICP41 Mo ppm 1	ME- ICP41 Na % 0.01	ME- ICP41 Ni ppm 1	ME- ICP41 P ppm 10	ME- ICP41 Pb ppm 2	ME- ICP41 S % 0.01	ME- ICP41 Sb ppm 2	ME- ICP41 Sc ppm 1	ME- ICP41 Sr ppm 1
K953291		<10	<1	0.17	<10	0.13	102	<1	<0.01	47	460	6	1.76	8	1	10
K953292		<10	<1	0.09	<10	0.53	410	6	0.09	29	510	4	0.06	3	4	38
K953293		<10	<1	0.10	<10	0.08	65	1	<0.01	41	820	4	0.82	6	1	14
K953294		<10	<1	0.10	<10	0.67	704	2	0.03	39	660	13	4.19	16	2	66
K953295		<10	<1	0.12	10	0.08	90	<1	<0.01	35	510	4	1.19	15	1	19
K953296		<10	2	0.13	<10	0.13	421	9	<0.01	50	420	17	2.65	44	1	18
K953297		<10	1	0.25	10	0.24	329	2	<0.01	71	1200	10	3.36	45	4	39
K953298		<10	1	0.26	10	0.17	263	3	<0.01	66	1040	8	2.28	33	3	34
K953299		<10	1	0.29	10	0.26	199	6	<0.01	83	820	4	2.39	23	2	43
K953300		<10	<1	0.28	10	0.49	93	1	<0.01	58	840	7	2.16	6	3	26
K953301		<10	<1	0.26	10	0.22	99	3	<0.01	62	670	5	1.85	5	1	23
K953302		<10	<1	0.14	<10	0.65	351	1	<0.01	72	450	7	2.81	14	2	35
K953303		<10	<1	0.18	<10	0.27	292	1	<0.01	51	530	13	1.99	28	2	43
K953304		<10	<1	0.19	<10	0.56	119	2	<0.01	59	720	7	3.73	8	2	16
K953305		<10	<1	0.22	10	0.09	63	2	<0.01	54	800	6	1.52	8	1	24
K953306		<10	1	0.25	10	0.10	73	3	<0.01	46	1110	6	1.45	7	1	21
K953307		<10	<1	0.32	10	0.27	112	4	<0.01	74	890	20	2.56	14	3	19
K953308		<10	<1	0.31	10	0.25	171	3	<0.01	81	1120	12	3.17	22	3	22
K953309		<10	<1	0.21	<10	0.42	322	2	<0.01	54	720	17	2.28	20	2	22
K953310		<10	<1	0.35	10	0.30	125	3	<0.01	61	4270	5	2.43	8	2	105
K953311		<10	<1	0.26	10	0.22	142	4	<0.01	76	1310	13	2.48	10	2	50
K953312		<10	<1	0.06	<10	0.43	267	2	0.05	17	440	2	0.04	<2	3	30
K953313		<10	<1	0.26	10	0.30	90	6	<0.01	80	1190	8	2.37	9	2	41
K953314		<10	<1	0.22	<10	0.35	78	2	<0.01	48	850	7	2.08	6	2	23
K953315		<10	<1	0.10	<10	0.40	96	1	<0.01	44	510	7	2.48	6	1	12
K953316		<10	1	0.13	<10	0.78	193	1	<0.01	33	600	13	5.07	14	2	22
K953317		<10	1	0.11	<10	0.13	199	1	<0.01	39	550	7	2.03	13	1	24
K953318		<10	<1	0.11	<10	0.06	82	3	<0.01	53	360	13	2.23	14	1	22
K953319		<10	<1	0.22	<10	0.15	210	4	<0.01	53	990	24	2.97	25	2	39
K953320		<10	1	0.15	<10	0.10	146	4	<0.01	41	480	84	1.45	34	1	26
K953321		<10	<1	0.11	<10	0.52	246	1	<0.01	34	480	10	3.44	7	1	15
K953322		<10	<1	0.11	<10	0.66	293	2	<0.01	35	470	10	4.39	8	2	13
K953323		<10	<1	0.11	<10	0.12	149	2	<0.01	44	660	6	1.67	15	1	21
K953324		<10	1	0.09	<10	0.04	63	1	<0.01	38	520	3	0.94	14	1	19
K949359		<10	4	0.10	<10	0.53	372	1	0.01	54	340	55	>10.0	227	2	127
K953325		<10	1	0.10	<10	0.03	36	<1	<0.01	34	340	15	1.14	20	<1	14
K953326		<10	1	0.11	<10	0.06	129	2	<0.01	49	500	33	1.13	20	1	21
K953327		<10	<1	0.12	<10	0.70	287	1	<0.01	37	550	22	3.79	19	2	17
K953328		<10	1	0.11	<10	0.48	321	1	<0.01	40	560	16	3.47	31	2	22
K953329		<10	1	0.12	<10	0.04	66	1	<0.01	47	440	51	1.60	17	1	17

Project: Harlan

CERTIFICATE OF ANALYSIS WH11183700

Sample Description	Method Analyte Units LOR	ME- ICP41 Th ppm 20	ME- ICP41 Ti % 0.01	ME- ICP41 Tl ppm 10	ME- ICP41 U ppm 10	ME- ICP41 V ppm 1	ME- ICP41 W ppm 10	ME- ICP41 Zn ppm 2
K953291		<20	<0.01	<10	<10	23	<10	62
K953292		<20	0.11	<10	<10	61	10	47
K953293		<20	<0.01	<10	<10	12	<10	56
K953294		<20	<0.01	<10	<10	19	<10	87
K953295		<20	<0.01	<10	<10	18	<10	70
K953296		<20	<0.01	<10	<10	22	<10	116
K953297		<20	<0.01	<10	<10	48	<10	113
K953298		<20	<0.01	<10	<10	41	<10	106
K953299		<20	<0.01	<10	<10	37	<10	100
K953300		<20	<0.01	<10	<10	34	<10	50
K953301		<20	<0.01	<10	<10	29	<10	36
K953302		<20	<0.01	<10	<10	19	<10	23
K953303		<20	<0.01	<10	<10	22	<10	23
K953304		<20	<0.01	<10	<10	23	<10	24
K953305		<20	<0.01	<10	<10	28	<10	23
K953306		<20	<0.01	<10	<10	30	<10	22
K953307		<20	0.01	<10	<10	39	<10	59
K953308		<20	0.01	<10	<10	81	<10	162
K953309		<20	<0.01	<10	<10	29	<10	54
K953310		<20	0.01	<10	<10	43	<10	30
K953311		<20	<0.01	<10	<10	41	<10	86
K953312		<20	0.10	<10	<10	43	20	32
K953313		<20	<0.01	<10	<10	38	<10	68
K953314		<20	<0.01	<10	<10	32	<10	50
K953315		<20	<0.01	<10	<10	17	<10	93
K953316		<20	<0.01	<10	<10	21	<10	99
K953317		<20	<0.01	<10	<10	15	<10	71
K953318		<20	<0.01	<10	<10	18	<10	61
K953319		<20	<0.01	<10	<10	27	<10	91
K953320		<20	<0.01	<10	<10	17	<10	38
K953321		<20	<0.01	<10	<10	21	<10	62
K953322		<20	<0.01	<10	<10	21	<10	70
K953323		<20	<0.01	<10	<10	16	<10	39
K953324		<20	<0.01	<10	<10	14	<10	27
K949359		<20	<0.01	<10	<10	28	<10	221
K953325		<20	<0.01	<10	<10	11	<10	27
K953326		<20	<0.01	<10	<10	16	<10	63
K953327		<20	<0.01	<10	<10	20	<10	64
K953328		<20	<0.01	<10	<10	20	<10	100
K953329		<20	<0.01	<10	<10	16	<10	269

To: GOLDEN PREDATOR CANADA CORP.
C/O PREDATOR MINING GROUP
888 DUNSMUIR STREET, 11TH FLOOR
VANCOUVER BC V6C 3K4

Project: Harlan

CERTIFICATE OF ANALYSIS WH11183700

Sample Description	Method	WEI-21	Au-AA23	ME-ICP41	ME-ICP41	ME-ICP41	ME-ICP41	ME-ICP41	ME-ICP41	ME-ICP41	ME-ICP41	ME-ICP41	ME-ICP41	ME-ICP41	ME-ICP41	ME-ICP41
	Analyte	Recvd Wt.	Au	Ag	Al	As	B	Ba	Be	Bi	Ca	Cd	Co	Cr	Cu	Fe
	Units	kg	ppm	ppm	%	ppm	ppm	ppm	ppm	ppm	%	ppm	ppm	ppm	ppm	%
	LOR	0.02	0.005	0.2	0.01	2	10	10	0.5	2	0.01	0.5	1	1	1	0.01
K953330		7.33	0.084	1.1	0.40	3270	<10	120	<0.5	10	0.29	2.2	6	14	131	2.29
K953331		5.83	0.133	2.6	0.36	5240	<10	30	<0.5	20	0.24	2.2	8	14	403	4.17
K953332		5.21	0.667	2.2	0.40	4430	<10	100	<0.5	16	0.66	2.7	6	13	173	2.90
K953333		0.10	1.060	0.4	1.23	34	<10	110	<0.5	<2	0.83	<0.5	10	42	45	2.66
K953334		7.05	0.046	1.4	0.59	778	<10	60	<0.5	11	0.31	2.7	8	15	214	2.74
K953335		6.47	0.116	1.9	0.21	6450	<10	60	<0.5	21	0.23	<0.5	7	13	83	3.69
K953336		6.73	0.142	1.6	0.27	3380	<10	100	<0.5	19	0.23	0.9	5	15	86	2.31
K953337		7.05	0.133	1.4	0.32	509	<10	180	<0.5	16	0.20	2.2	5	18	90	1.29
K953338		6.63	0.046	0.7	0.25	1255	<10	170	<0.5	5	0.21	<0.5	6	14	57	1.30
K953339		6.84	0.112	0.5	0.24	662	<10	160	<0.5	2	0.24	1.0	6	16	49	1.38
K953340		6.84	0.047	1.6	0.22	554	<10	40	<0.5	9	0.63	<0.5	8	12	211	4.95
K953341		6.22	0.007	0.8	0.22	334	<10	100	<0.5	4	0.68	0.5	6	16	121	2.48
K953342		6.27	0.014	1.9	0.33	439	10	50	<0.5	10	0.33	0.8	8	17	292	5.46
K953343		6.22	0.014	1.3	0.21	504	<10	110	<0.5	8	0.40	0.9	5	13	199	3.77
K953344		6.69	0.017	0.4	0.30	247	10	260	<0.5	5	0.37	0.6	3	17	41	0.99
K953345		0.10	<0.005	0.4	1.11	4	<10	80	<0.5	<2	0.72	<0.5	7	26	22	1.89
K953346		5.97	0.081	1.6	0.24	1055	<10	140	<0.5	17	0.32	4.3	5	17	63	1.73
K953347		6.47	0.039	0.5	0.23	654	10	230	<0.5	3	0.37	2.2	4	14	57	1.00
K953348		5.87	0.139	0.3	0.21	894	<10	210	<0.5	6	0.34	2.1	4	13	43	0.92
K953349		6.03	0.022	0.3	0.22	369	10	180	<0.5	2	0.71	0.5	5	14	47	1.24
K953350		6.27	0.023	0.4	0.21	264	10	170	<0.5	<2	0.51	0.5	3	13	51	0.93
K964301		5.23	0.021	0.5	0.29	249	10	210	<0.5	2	0.36	0.7	3	16	49	1.07
K964302		6.32	0.026	1.4	0.19	610	<10	160	<0.5	17	0.67	<0.5	4	14	67	1.65
K964303		5.98	0.067	1.4	0.24	1015	<10	230	<0.5	20	0.22	<0.5	6	15	57	1.14
K964304		5.79	0.039	1.2	0.21	360	<10	140	<0.5	25	0.56	0.8	4	15	59	1.50
K964305		6.25	0.059	3.1	0.30	3940	<10	30	<0.5	33	0.48	<0.5	8	16	168	3.88
K964306		6.85	0.112	3.4	0.54	4620	10	30	<0.5	314	0.65	2.6	17	17	337	4.62
K964307		3.48	0.026	1.8	0.43	539	10	60	<0.5	10	0.65	<0.5	5	15	133	2.80
K964308		2.63	0.026	1.7	0.33	538	<10	90	<0.5	11	0.59	<0.5	6	16	131	2.90

Project: Harlan

CERTIFICATE OF ANALYSIS WH11183700

Sample Description	Method	ME- ICP41	ME- ICP41	ME- ICP41	ME- ICP41	ME- ICP41	ME- ICP41	ME- ICP41	ME- ICP41	ME- ICP41	ME- ICP41	ME- ICP41	ME- ICP41	ME- ICP41	ME- ICP41	ME- ICP41
	Analyte	Ga	Hg	K	La	Mg	Mn	Mo	Na	Ni	P	Pb	S	Sb	Sc	Sr
	Units	ppm	ppm	%	ppm	%	ppm	ppm	%	ppm	ppm	ppm	%	ppm	ppm	ppm
	LOR	10	1	0.01	10	0.01	5	1	0.01	1	10	2	0.01	2	1	1
K953330		<10	1	0.19	<10	0.12	178	8	<0.01	62	700	13	2.12	17	1	31
K953331		<10	1	0.17	<10	0.24	289	1	<0.01	62	490	25	3.90	30	1	24
K953332		<10	2	0.20	<10	0.32	447	2	<0.01	50	730	25	2.77	38	1	85
K953333		<10	<1	0.09	<10	0.56	410	5	0.07	31	520	5	0.07	2	4	39
K953334		<10	2	0.26	10	0.14	226	5	<0.01	69	780	23	2.72	29	2	31
K953335		<10	1	0.11	<10	0.35	413	4	<0.01	49	340	27	3.09	32	1	27
K953336		<10	1	0.12	<10	0.14	152	2	<0.01	54	540	31	2.17	31	1	30
K953337		<10	1	0.13	<10	0.08	113	1	<0.01	44	430	20	1.14	13	1	23
K953338		<10	<1	0.11	<10	0.08	195	2	<0.01	42	370	8	1.09	8	1	18
K953339		<10	1	0.11	<10	0.10	144	1	<0.01	39	360	5	1.21	7	1	25
K953340		<10	1	0.11	<10	0.57	429	<1	<0.01	33	640	12	4.70	11	2	39
K953341		<10	<1	0.11	<10	0.44	327	1	<0.01	31	480	10	2.11	8	2	36
K953342		<10	1	0.17	<10	0.85	276	2	0.02	45	570	24	4.98	14	2	21
K953343		<10	2	0.11	<10	0.70	236	3	0.02	45	480	18	3.39	16	2	24
K953344		<10	1	0.15	10	0.14	173	2	0.02	36	450	10	0.83	8	1	31
K953345		<10	1	0.07	<10	0.47	294	3	0.08	18	480	3	0.03	<2	4	32
K953346		<10	2	0.11	<10	0.12	325	2	0.01	39	470	22	1.57	20	1	25
K953347		<10	1	0.11	<10	0.14	361	2	0.01	35	390	6	0.80	11	1	28
K953348		<10	2	0.10	<10	0.12	299	1	0.01	40	390	16	0.72	12	1	26
K953349		<10	<1	0.11	<10	0.25	167	3	0.01	44	590	5	0.99	8	2	41
K953350		<10	<1	0.11	<10	0.18	223	1	0.01	36	460	4	0.65	10	2	30
K964301		<10	<1	0.11	<10	0.13	188	1	0.01	37	520	3	0.93	10	1	29
K964302		<10	1	0.10	<10	0.31	234	3	0.01	43	550	16	1.41	12	1	43
K964303		<10	1	0.12	<10	0.07	160	3	0.01	39	490	21	1.01	18	1	18
K964304		<10	1	0.10	<10	0.27	439	2	0.01	38	370	39	1.29	16	2	32
K964305		<10	4	0.16	<10	0.63	486	1	0.01	43	500	36	4.00	31	2	37
K964306		<10	8	0.26	<10	0.27	705	4	0.01	81	670	26	4.82	116	2	49
K964307		<10	3	0.22	10	0.42	302	30	0.01	58	890	15	2.97	24	2	63
K964308		<10	2	0.18	<10	0.40	260	19	0.02	52	810	16	3.07	26	2	55

Project: Harlan

CERTIFICATE OF ANALYSIS WH11183700

Sample Description	Method Analyte Units LOR	ME- ICP41 Th ppm 20	ME- ICP41 Ti % 0.01	ME- ICP41 Tl ppm 10	ME- ICP41 U ppm 10	ME- ICP41 V ppm 1	ME- ICP41 W ppm 10	ME- ICP41 Zn ppm 2
K953330		<20	<0.01	<10	<10	25	<10	137
K953331		<20	<0.01	<10	<10	24	<10	184
K953332		<20	<0.01	<10	<10	23	<10	207
K953333		<20	0.12	<10	<10	63	10	48
K953334		<20	<0.01	<10	<10	33	<10	162
K953335		<20	<0.01	<10	<10	16	<10	73
K953336		<20	<0.01	<10	<10	20	<10	45
K953337		<20	<0.01	<10	<10	18	<10	96
K953338		<20	<0.01	<10	<10	14	<10	34
K953339		<20	<0.01	<10	<10	14	<10	84
K953340		<20	<0.01	<10	<10	16	<10	47
K953341		<20	<0.01	<10	<10	13	<10	76
K953342		<20	<0.01	<10	<10	21	<10	74
K953343		<20	<0.01	<10	<10	15	<10	96
K953344		<20	<0.01	<10	<10	16	<10	59
K953345		<20	0.12	<10	<10	47	20	35
K953346		<20	<0.01	<10	<10	13	<10	343
K953347		<20	<0.01	<10	<10	12	<10	192
K953348		<20	<0.01	<10	<10	11	<10	173
K953349		<20	<0.01	<10	<10	15	<10	64
K953350		<20	<0.01	<10	<10	13	<10	50
K964301		<20	<0.01	<10	<10	17	<10	34
K964302		<20	<0.01	<10	<10	16	<10	53
K964303		<20	<0.01	<10	<10	17	<10	27
K964304		<20	<0.01	<10	<10	17	<10	76
K964305		<20	<0.01	<10	<10	21	<10	62
K964306		<20	<0.01	<10	<10	32	<10	89
K964307		<20	<0.01	<10	<10	28	<10	37
K964308		<20	<0.01	<10	<10	21	<10	37

ALS Minerals

ALS Canada Ltd.
2103 Dollarton Hwy
North Vancouver BC V7H 0A7
Phone: 604 984 0221 Fax: 604 984 0218 www.alsglobal.com

To: GOLDEN PREDATOR CANADA CORP.
C/O PREDATOR MINING GROUP
888 DUNSMUIR STREET, 11TH FLOOR
VANCOUVER BC V6C 3K4

Finalized Date: 3- OCT- 2011
This copy reported on
9- MAR- 2012
Account: GOPRED

CERTIFICATE WH11164930

Project: Harlan
P.O. No.: HAR- 2011- JC- 1829
This report is for 54 Drill Core samples submitted to our lab in Whitehorse, YT, Canada on 21- AUG- 2011.

The following have access to data associated with this certificate:

MIKE BURKE MIKE MASLOWSKI	JEFF CARY BRUCE OTTO	JACK COTE

SAMPLE PREPARATION

ALS CODE	DESCRIPTION
WEI- 21	Received Sample Weight
SPL- 22Y	Split Sample - Boyd Rotary Splitter
CRU- QC	Crushing QC Test
PUL- QC	Pulverizing QC Test
LOG- 21	Sample logging - ClientBarCode
CRU- 31	Fine crushing - 70% <2mm
PUL- 31	Pulverize split to 85% <75 um
LOG- 23	Pulp Login - Rcvd with Barcode

ANALYTICAL PROCEDURES

ALS CODE	DESCRIPTION	INSTRUMENT
Au- AA23	Au 30g FA- AA finish	AAS
ME- ICP41	35 Element Aqua Regia ICP- AES	ICP- AES

To: GOLDEN PREDATOR CANADA CORP.
ATTN: JEFF CARY
C/O PREDATOR MINING GROUP
888 DUNSMUIR STREET, 11TH FLOOR
VANCOUVER BC V6C 3K4

This is the Final Report and supersedes any preliminary report with this certificate number. Results apply to samples as submitted. All pages of this report have been checked and approved for release.

Signature:
Colin Ramshaw, Vancouver Laboratory Manager

Project: Harlan

CERTIFICATE OF ANALYSIS WH11164930

Method	WEI- 21	Au- AA23	ME- ICP41	ME- ICP41	ME- ICP41	ME- ICP41	ME- ICP41	ME- ICP41	ME- ICP41	ME- ICP41	ME- ICP41	ME- ICP41	ME- ICP41	ME- ICP41	ME- ICP41
Analyte	Recvd Wt.	Au	Ag	Al	As	B	Ba	Be	Bi	Ca	Cd	Co	Cr	Cu	Fe
Units	kg	ppm	ppm	%	ppm	ppm	ppm	ppm	ppm	%	ppm	ppm	ppm	ppm	%
Sample Description LOR	0.02	0.005	0.2	0.01	2	10	10	0.5	2	0.01	0.5	1	1	1	0.01
K949124	3.13	0.012	1.0	0.69	85	<10	130	<0.5	4	1.05	1.5	8	43	57	3.18
K949125	0.06	1.010	0.3	1.33	7	<10	110	<0.5	<2	0.93	<0.5	9	46	47	2.91
K949126	3.01	0.011	0.7	0.67	66	<10	110	<0.5	3	0.81	1.1	7	29	46	2.82
K949127	6.54	0.011	0.8	0.60	102	<10	170	<0.5	3	1.80	2.9	5	32	45	2.35
K949128	5.78	0.009	0.5	0.48	43	<10	200	<0.5	2	1.79	1.3	6	27	37	2.05
K949129	7.00	0.011	0.9	0.49	57	10	130	<0.5	2	0.24	4.5	9	25	66	2.14
K949357	0.07	<0.005	0.4	1.09	2	<10	70	<0.5	<2	0.72	<0.5	8	26	21	1.94
K949130	7.40	0.009	0.5	0.62	164	10	110	0.7	2	0.38	<0.5	9	11	53	1.55
K949131	5.53	0.073	0.6	0.27	116	<10	30	<0.5	2	1.30	3.6	5	20	42	2.00
K949132	9.83	0.090	0.7	0.28	209	<10	20	<0.5	2	1.61	0.9	5	28	42	2.04
K949133	0.85	0.043	20.5	0.10	253	<10	230	<0.5	3	0.01	<0.5	<1	16	6	0.41
K949134	3.41	0.032	14.8	0.13	278	<10	200	<0.5	<2	0.01	<0.5	<1	23	7	0.37
K949135	0.86	0.032	6.7	0.18	56	<10	190	<0.5	2	0.01	<0.5	<1	23	6	0.30
K949136	0.83	0.027	6.8	0.06	53	<10	130	<0.5	2	0.01	<0.5	<1	20	6	0.44
K949137	4.48	0.043	9.8	0.09	94	<10	100	<0.5	2	<0.01	<0.5	<1	22	4	0.27
K949138	4.36	0.058	11.4	0.08	230	<10	120	<0.5	5	<0.01	0.5	<1	25	7	0.51
K949139	2.19	0.088	7.8	0.10	182	<10	230	<0.5	3	<0.01	<0.5	<1	24	4	0.42
K949140	2.46	0.032	4.8	0.14	75	<10	210	<0.5	2	<0.01	<0.5	<1	20	4	0.29
K949141	6.10	0.034	10.6	0.30	206	<10	400	<0.5	2	<0.01	<0.5	<1	23	3	0.44
K949142	2.90	0.020	4.9	0.30	356	<10	430	<0.5	<2	<0.01	<0.5	<1	29	10	1.40
K949143	0.06	3.87	1.7	0.34	705	10	50	<0.5	5	2.07	1.9	7	20	78	2.89
K949144	2.03	0.038	7.4	3.88	1980	<10	130	0.5	8	0.04	<0.5	<1	524	202	9.76
K949145	6.42	0.034	5.2	0.27	366	<10	480	<0.5	2	<0.01	<0.5	<1	21	5	0.63
K949146	6.29	0.052	14.7	0.16	305	<10	600	<0.5	5	<0.01	<0.5	<1	23	9	0.94
K949147	6.96	0.071	10.1	0.12	263	<10	340	<0.5	6	<0.01	<0.5	<1	18	6	0.77
K949148	6.10	0.027	8.2	0.16	185	<10	370	<0.5	2	<0.01	<0.5	<1	20	5	0.63
K949149	5.63	0.030	5.6	0.14	515	<10	370	<0.5	5	<0.01	<0.5	<1	18	5	0.89
K949150	6.74	0.048	4.3	0.16	300	<10	410	<0.5	3	<0.01	<0.5	<1	19	11	0.85
K949151	3.82	0.014	2.4	0.18	120	<10	590	<0.5	5	<0.01	<0.5	<1	16	9	0.49
K949152	5.92	0.020	3.9	0.12	62	<10	150	<0.5	<2	<0.01	<0.5	<1	22	5	0.29
K949153	5.09	0.013	2.4	0.17	31	<10	190	<0.5	2	<0.01	<0.5	<1	15	2	0.28
K949358	0.10	1.010	0.5	1.32	9	<10	120	<0.5	<2	0.89	<0.5	9	44	47	2.74
K949154	6.16	0.019	1.9	0.16	60	<10	180	<0.5	2	<0.01	<0.5	1	14	5	0.45
K949155	2.90	0.011	1.3	0.28	104	<10	310	<0.5	3	<0.01	<0.5	<1	19	3	0.45
K949156	6.00	0.005	1.7	0.32	64	<10	350	<0.5	<2	<0.01	<0.5	<1	14	3	0.36
K949157	6.45	0.005	0.7	0.16	183	<10	100	<0.5	4	0.01	<0.5	2	15	18	1.60
K949158	5.80	0.006	0.8	0.27	146	<10	290	<0.5	<2	<0.01	<0.5	1	15	9	0.77
K949159	6.37	0.135	3.3	0.32	1315	<10	180	<0.5	4	<0.01	<0.5	3	15	42	1.61
K949160	6.05	0.024	1.6	0.18	81	<10	180	<0.5	<2	<0.01	<0.5	2	16	7	0.56
K949161	2.21	0.033	1.5	0.18	311	<10	180	<0.5	4	<0.01	<0.5	3	15	11	0.77

To: GOLDEN PREDATOR CANADA CORP.
C/O PREDATOR MINING GROUP
888 DUNSMUIR STREET, 11TH FLOOR
VANCOUVER BC V6C 3K4

Project: Harlan

CERTIFICATE OF ANALYSIS WH11164930

Sample Description	Method	ME-ICP41	ME-ICP41	ME-ICP41	ME-ICP41	ME-ICP41	ME-ICP41	ME-ICP41	ME-ICP41	ME-ICP41	ME-ICP41	ME-ICP41	ME-ICP41	ME-ICP41	ME-ICP41	ME-ICP41
	Analyte	Ga	Hg	K	La	Mg	Mn	Mo	Na	Ni	P	Pb	S	Sb	Sc	Sr
	Units	ppm	ppm	%	ppm	%	ppm	ppm	%	ppm	ppm	ppm	%	ppm	ppm	ppm
	LOR	10	1	0.01	10	0.01	5	1	0.01	1	10	2	0.01	2	1	1
K949124		<10	1	0.11	10	0.98	537	12	<0.01	60	700	21	2.17	11	2	47
K949125		<10	<1	0.10	10	0.61	444	7	0.08	34	580	4	0.07	<2	4	41
K949126		<10	1	0.10	10	0.93	436	9	<0.01	49	620	11	1.86	8	2	39
K949127		<10	1	0.14	10	1.03	476	4	<0.01	39	680	10	1.84	6	2	68
K949128		<10	<1	0.15	10	0.76	601	4	<0.01	42	560	6	1.35	5	2	67
K949129		<10	1	0.20	10	0.15	105	5	<0.01	62	620	10	1.71	9	2	26
K949357		<10	<1	0.07	<10	0.47	297	3	0.06	20	490	2	0.05	<2	4	31
K949130		<10	<1	0.28	20	0.18	147	3	0.01	43	860	6	1.34	7	2	31
K949131		<10	1	0.10	10	0.66	675	8	<0.01	47	510	9	1.75	14	2	60
K949132		<10	<1	0.10	10	0.79	809	8	<0.01	39	650	8	1.77	15	3	56
K949133		<10	5	0.06	<10	0.01	31	3	<0.01	1	340	239	0.05	46	2	7
K949134		<10	5	0.08	<10	0.01	28	3	<0.01	2	320	132	0.06	41	1	5
K949135		<10	2	0.12	<10	0.01	24	3	<0.01	1	70	85	0.06	30	1	5
K949136		<10	2	0.04	<10	<0.01	40	3	<0.01	2	60	67	0.07	26	<1	4
K949137		<10	4	0.05	<10	0.01	23	3	<0.01	2	140	84	0.03	89	1	3
K949138		<10	3	0.07	<10	<0.01	33	6	<0.01	1	120	499	0.07	598	<1	3
K949139		<10	4	0.07	<10	0.01	23	3	<0.01	1	60	85	0.08	144	<1	3
K949140		<10	2	0.09	10	0.01	20	3	<0.01	2	60	47	0.05	71	1	4
K949141		<10	2	0.21	10	0.01	13	5	<0.01	<1	300	56	0.11	75	2	6
K949142		<10	1	0.24	10	0.02	38	16	<0.01	2	240	133	0.20	84	1	13
K949143		<10	5	0.19	<10	0.87	308	26	0.01	71	870	18	2.04	12	3	35
K949144		30	1	1.36	10	2.84	101	25	0.01	7	2170	202	1.46	165	17	84
K949145		<10	2	0.19	10	0.02	19	6	<0.01	1	210	95	0.12	90	2	7
K949146		<10	3	0.09	<10	0.02	24	6	<0.01	2	200	222	0.13	353	1	6
K949147		<10	2	0.09	<10	0.01	33	4	<0.01	2	110	185	0.18	139	<1	4
K949148		<10	2	0.12	<10	0.01	26	6	<0.01	1	100	112	0.15	62	<1	5
K949149		<10	1	0.11	<10	0.01	20	6	<0.01	1	330	105	0.14	56	1	4
K949150		<10	1	0.13	10	0.01	20	7	<0.01	2	120	97	0.14	52	<1	4
K949151		<10	1	0.13	10	0.01	25	7	<0.01	2	80	59	0.10	39	<1	5
K949152		<10	1	0.08	<10	0.01	22	4	<0.01	2	30	40	0.06	25	<1	2
K949153		<10	<1	0.11	10	0.01	15	3	<0.01	1	30	5	0.08	5	<1	3
K949358		<10	<1	0.10	<10	0.59	440	6	0.08	32	560	5	0.07	<2	4	42
K949154		<10	<1	0.10	<10	0.01	29	4	<0.01	2	20	14	0.13	6	<1	2
K949155		<10	<1	0.18	10	0.02	18	7	<0.01	1	40	28	0.09	17	1	4
K949156		<10	1	0.19	20	0.01	10	4	<0.01	1	50	8	0.09	12	1	4
K949157		<10	<1	0.09	<10	0.01	76	4	<0.01	18	260	7	0.25	24	1	14
K949158		<10	<1	0.16	10	0.01	59	7	<0.01	13	210	6	0.20	8	1	4
K949159		<10	2	0.18	10	0.02	27	8	<0.01	28	190	26	1.29	16	1	4
K949160		<10	1	0.11	10	0.01	30	4	<0.01	8	70	9	0.33	4	1	3
K949161		<10	2	0.09	<10	0.01	32	3	<0.01	13	70	8	0.55	5	1	4

Project: Harlan

CERTIFICATE OF ANALYSIS WH11164930

Sample Description	Method Analyte Units LOR	ME- ICP41 Th ppm 20	ME- ICP41 Ti % 0.01	ME- ICP41 Tl ppm 10	ME- ICP41 U ppm 10	ME- ICP41 V ppm 1	ME- ICP41 W ppm 10	ME- ICP41 Zn ppm 2
K949124		<20	<0.01	<10	<10	53	<10	226
K949125		<20	0.13	<10	<10	70	10	53
K949126		<20	<0.01	<10	<10	51	<10	173
K949127		<20	<0.01	<10	<10	48	<10	303
K949128		<20	<0.01	<10	<10	43	<10	225
K949129		<20	<0.01	<10	<10	39	<10	371
K949357		<20	0.12	<10	<10	48	20	35
K949130		<20	<0.01	<10	<10	36	<10	44
K949131		<20	<0.01	<10	<10	28	<10	350
K949132		<20	<0.01	<10	<10	36	<10	77
K949133		<20	<0.01	<10	<10	22	<10	5
K949134		<20	<0.01	<10	<10	28	<10	4
K949135		<20	<0.01	<10	<10	37	<10	11
K949136		<20	<0.01	<10	<10	11	<10	2
K949137		<20	<0.01	<10	<10	16	<10	2
K949138		<20	<0.01	<10	<10	16	<10	4
K949139		<20	<0.01	<10	<10	14	<10	3
K949140		<20	<0.01	<10	<10	27	<10	3
K949141		<20	0.01	<10	<10	65	<10	2
K949142		<20	0.01	<10	<10	73	<10	21
K949143		<20	<0.01	<10	<10	63	<10	149
K949144		<20	0.06	<10	<10	291	<10	74
K949145		<20	0.01	<10	<10	36	<10	6
K949146		<20	<0.01	<10	<10	35	<10	3
K949147		<20	<0.01	<10	<10	32	<10	3
K949148		<20	<0.01	<10	<10	40	<10	3
K949149		<20	<0.01	<10	<10	32	<10	2
K949150		<20	<0.01	<10	<10	49	<10	3
K949151		<20	0.01	<10	<10	41	<10	5
K949152		<20	<0.01	<10	<10	27	<10	4
K949153		<20	<0.01	<10	<10	28	<10	<2
K949358		<20	0.13	<10	<10	66	10	51
K949154		<20	<0.01	<10	<10	12	<10	2
K949155		<20	<0.01	<10	<10	52	<10	4
K949156		<20	<0.01	<10	<10	52	<10	3
K949157		<20	<0.01	<10	<10	23	<10	127
K949158		<20	<0.01	<10	<10	26	<10	41
K949159		<20	<0.01	<10	<10	25	<10	16
K949160		<20	<0.01	<10	<10	11	<10	3
K949161		<20	<0.01	<10	<10	11	<10	6

Project: Harlan

CERTIFICATE OF ANALYSIS WH11164930

Sample Description	Method	WEI- 21	Au- AA23	ME- ICP41	ME- ICP41	ME- ICP41	ME- ICP41	ME- ICP41	ME- ICP41	ME- ICP41	ME- ICP41	ME- ICP41	ME- ICP41	ME- ICP41	ME- ICP41	ME- ICP41
	Analyte	Recvd Wt.	Au	Ag	Al	As	B	Ba	Be	Bi	Ca	Cd	Co	Cr	Cu	Fe
	Units	kg	ppm	ppm	%	ppm	ppm	ppm	ppm	ppm	%	ppm	ppm	ppm	ppm	%
	LOR	0.02	0.005	0.2	0.01	2	10	10	0.5	2	0.01	0.5	1	1	1	0.01
K949162		3.73	0.020	0.9	0.22	119	<10	220	<0.5	4	<0.01	<0.5	3	19	9	0.77
K949163		7.08	0.028	3.0	0.14	126	<10	150	<0.5	2	<0.01	<0.5	1	14	5	0.63
K949164		6.32	0.020	2.6	0.17	58	<10	150	<0.5	<2	<0.01	<0.5	<1	14	3	0.30
K949165		3.41	0.021	3.2	0.11	39	<10	100	<0.5	<2	<0.01	<0.5	<1	12	3	0.30
K949166		7.00	0.043	1.9	0.18	264	<10	190	<0.5	2	<0.01	<0.5	<1	11	4	0.54
K949167		5.68	0.034	1.5	0.36	307	<10	350	<0.5	3	<0.01	<0.5	1	12	8	0.60
K949168		7.79	0.010	0.5	0.43	175	<10	380	<0.5	2	0.01	<0.5	4	13	49	0.92
K949169		4.87	0.013	1.1	0.32	804	<10	1050	<0.5	3	0.02	<0.5	1	19	17	1.22
K949170		5.49	0.040	1.2	0.61	2050	<10	640	<0.5	3	0.02	<0.5	6	19	31	1.17
K949171		5.39	0.022	1.3	1.54	1220	<10	110	0.6	6	0.06	2.9	8	46	520	3.39
K949172		6.40	0.008	0.6	0.27	93	<10	200	<0.5	2	0.06	1.2	5	12	67	1.34
K949173		7.09	0.007	1.0	0.14	132	<10	110	<0.5	<2	<0.01	<0.5	2	12	12	0.67
K949174		0.04	<0.005	0.4	1.08	3	<10	80	<0.5	<2	0.68	<0.5	7	26	21	1.87
K949175		6.01	0.052	1.5	0.18	635	<10	150	<0.5	4	0.01	<0.5	2	14	14	0.80

Project: Harlan

CERTIFICATE OF ANALYSIS WH11164930

Sample Description	Method	ME- ICP41	ME- ICP41	ME- ICP41	ME- ICP41	ME- ICP41	ME- ICP41	ME- ICP41	ME- ICP41	ME- ICP41	ME- ICP41	ME- ICP41	ME- ICP41	ME- ICP41	ME- ICP41	ME- ICP41
	Analyte	Ga	Hg	K	La	Mg	Mn	Mo	Na	Ni	P	Pb	S	Sb	Sc	Sr
	Units	ppm	ppm	%	ppm	%	ppm	ppm	%	ppm	ppm	ppm	%	ppm	ppm	ppm
	LOR	10	1	0.01	10	0.01	5	1	0.01	1	10	2	0.01	2	1	1
K949162		<10	1	0.11	10	0.01	37	3	<0.01	12	60	10	0.52	4	1	4
K949163		<10	2	0.09	<10	0.01	41	3	<0.01	4	130	63	0.25	11	1	4
K949164		<10	2	0.10	10	0.01	21	2	<0.01	1	80	59	0.08	15	1	6
K949165		<10	4	0.07	<10	0.01	22	2	<0.01	1	30	29	0.07	6	<1	3
K949166		<10	3	0.11	<10	0.01	28	3	<0.01	2	40	30	0.27	7	<1	3
K949167		<10	<1	0.22	10	0.02	20	6	<0.01	8	70	16	0.38	8	1	4
K949168		<10	<1	0.22	10	0.02	24	5	<0.01	30	240	4	0.52	13	2	5
K949169		10	<1	0.14	20	0.02	15	5	<0.01	6	1050	89	0.20	47	3	44
K949170		10	<1	0.27	10	0.16	33	4	0.01	10	520	5	0.53	30	3	15
K949171		10	1	0.20	10	0.62	61	18	<0.01	78	1990	12	3.11	92	6	21
K949172		<10	<1	0.14	10	0.01	28	5	<0.01	40	380	5	1.18	4	1	6
K949173		<10	<1	0.08	<10	0.01	22	3	<0.01	13	220	8	0.43	3	1	6
K949174		<10	<1	0.07	<10	0.45	288	3	0.06	17	480	2	0.05	<2	4	32
K949175		<10	<1	0.11	<10	0.01	25	3	<0.01	10	380	17	0.37	9	2	5

Project: Harlan

CERTIFICATE OF ANALYSIS WH11164930

Sample Description	Method Analyte Units LOR	ME- ICP41 Th ppm 20	ME- ICP41 Ti % 0.01	ME- ICP41 Tl ppm 10	ME- ICP41 U ppm 10	ME- ICP41 V ppm 1	ME- ICP41 W ppm 10	ME- ICP41 Zn ppm 2
K949162		<20	<0.01	<10	<10	13	<10	4
K949163		<20	<0.01	<10	<10	9	<10	4
K949164		<20	<0.01	<10	<10	12	<10	2
K949165		<20	<0.01	<10	<10	9	<10	2
K949166		<20	<0.01	<10	<10	13	<10	2
K949167		<20	<0.01	<10	<10	25	<10	5
K949168		<20	<0.01	<10	<10	34	<10	41
K949169		<20	0.01	<10	<10	58	<10	14
K949170		<20	0.02	<10	<10	66	<10	21
K949171		<20	0.02	<10	<10	107	<10	69
K949172		<20	<0.01	<10	<10	17	<10	31
K949173		<20	<0.01	<10	<10	9	<10	3
K949174		<20	0.11	<10	<10	46	20	34
K949175		<20	<0.01	<10	<10	12	<10	5

ALS Canada Ltd.
2103 Dollarton Hwy
North Vancouver BC V7H 0A7
Phone: 604 984 0221 Fax: 604 984 0218 www.alsglobal.com

To: GOLDEN PREDATOR CANADA CORP.
C/O PREDATOR MINING GROUP
888 DUNSMUIR STREET, 11TH FLOOR
VANCOUVER BC V6C 3K4

Page: 1
Finalized Date: 10- NOV- 2011
This copy reported on
9- MAR- 2012
Account: GOPRED

CERTIFICATE WH11204322

Project: Harlan
P.O. No.: HAR- 2011- JC- 1905
This report is for 101 Drill Core samples submitted to our lab in Whitehorse, YT, Canada on 22- SEP- 2011.

The following have access to data associated with this certificate:

MIKE BURKE JACK COTE	ANDREW CALDWELL MIKE MASLOWSKI	JEFF CARY BRUCE OTTO

SAMPLE PREPARATION

ALS CODE	DESCRIPTION
WEI- 21	Received Sample Weight
CRU- QC	Crushing QC Test
PUL- QC	Pulverizing QC Test
LOG- 21	Sample logging - ClientBarCode
CRU- 31	Fine crushing - 70% <2mm
SPL- 21	Split sample - riffle splitter
PUL- 31	Pulverize split to 85% <75 um
LOG- 23	Pulp Login - Rcvd with Barcode

ANALYTICAL PROCEDURES

ALS CODE	DESCRIPTION	INSTRUMENT
Au- AA23	Au 30g FA- AA finish	AAS
ME- ICP41	35 Element Aqua Regia ICP- AES	ICP- AES

To: GOLDEN PREDATOR CANADA CORP.
ATTN: JEFF CARY
C/O PREDATOR MINING GROUP
888 DUNSMUIR STREET, 11TH FLOOR
VANCOUVER BC V6C 3K4

This is the Final Report and supersedes any preliminary report with this certificate number. Results apply to samples as submitted. All pages of this report have been checked and approved for release.

Signature:
Colin Ramshaw, Vancouver Laboratory Manager

Project: Harlan

CERTIFICATE OF ANALYSIS WH11204322

Sample Description	Method	WEI- 21	Au- AA23	ME- ICP41	ME- ICP41	ME- ICP41	ME- ICP41	ME- ICP41	ME- ICP41	ME- ICP41	ME- ICP41	ME- ICP41	ME- ICP41	ME- ICP41	ME- ICP41	ME- ICP41
	Analyte	Recvd Wt.	Au	Ag	Al	As	B	Ba	Be	Bi	Ca	Cd	Co	Cr	Cu	Fe
	Units	kg	ppm	ppm	%	ppm	ppm	ppm	ppm	ppm	%	ppm	ppm	ppm	ppm	%
	LOR	0.02	0.005	0.2	0.01	2	10	10	0.5	2	0.01	0.5	1	1	1	0.01
K963301		5.98	0.109	1.5	0.29	1440	<10	160	<0.5	4	0.42	1.1	3	24	43	1.59
K963302		5.54	0.553	7.8	0.29	3920	<10	50	<0.5	24	0.42	1.6	8	16	157	5.29
K963303		5.09	0.488	5.4	0.25	1580	<10	70	<0.5	2	0.38	1.7	2	14	136	4.68
K963304		5.81	0.555	5.0	0.29	3210	<10	50	<0.5	2	0.36	1.3	6	13	131	4.89
K963305		3.71	0.274	3.4	0.29	2160	<10	70	<0.5	3	0.35	2.0	5	12	85	3.14
K963306		7.26	0.387	4.1	0.32	3190	<10	70	<0.5	2	0.41	1.2	2	18	105	3.48
K963307		6.07	1.945	5.2	0.28	3220	<10	90	<0.5	13	0.43	29.0	3	18	108	3.13
K963308		4.29	2.03	3.1	0.29	5220	<10	70	<0.5	2	0.51	0.9	1	17	83	3.08
K963309		5.38	0.162	1.9	0.22	569	<10	90	<0.5	3	0.33	0.7	2	19	46	1.97
K963310		0.10	<0.005	0.3	1.03	4	<10	80	<0.5	<2	0.68	<0.5	7	24	19	1.79
K963311		6.94	0.378	3.2	0.26	1640	<10	60	<0.5	5	0.65	21.1	2	20	148	5.70
K963312		5.87	0.174	3.3	0.23	2350	<10	50	<0.5	5	0.50	1.1	4	14	101	4.12
K963313		6.43	0.073	2.6	0.22	997	<10	50	<0.5	4	0.47	2.7	5	14	103	4.14
K963314		5.48	0.109	2.4	0.18	2240	<10	80	<0.5	3	0.45	1.2	4	14	91	3.54
K963315		5.93	0.106	2.1	0.17	4930	<10	40	<0.5	4	0.29	0.7	10	17	143	5.46
K963316		5.62	0.133	1.7	0.15	2420	<10	50	<0.5	3	0.14	1.8	4	15	100	4.08
K963317		4.13	0.270	2.5	0.16	3750	<10	50	<0.5	8	0.11	11.5	4	12	122	4.94
K963318		6.55	0.271	3.8	0.41	1870	<10	80	0.5	4	0.35	3.8	2	22	73	2.70
K963319		5.54	0.222	3.0	0.20	1320	<10	20	<0.5	3	0.16	8.6	4	16	86	3.56
K963320		4.18	0.263	2.0	0.17	2070	<10	40	<0.5	3	0.09	5.9	7	14	75	3.77
K963321		6.30	0.181	2.1	0.39	679	10	30	0.5	2	0.14	5.8	4	12	53	3.27
K963322		5.32	0.167	2.3	0.15	1020	<10	40	<0.5	3	0.04	9.7	3	17	58	2.78
K963323		0.08	0.998	0.4	1.27	13	<10	110	<0.5	<2	0.90	<0.5	9	44	44	2.74
K963324		3.22	0.086	1.0	0.72	1300	10	150	1.1	2	0.20	2.2	9	3	13	3.40
K963325		5.99	0.264	2.2	0.18	1360	<10	90	<0.5	3	0.15	3.8	2	16	52	2.61
K963326		6.40	0.511	3.5	0.17	5510	<10	60	<0.5	8	0.06	5.4	4	13	100	4.64
K963327		5.51	0.097	3.4	0.28	2290	<10	50	<0.5	7	0.12	12.4	6	18	131	5.00
K963328		6.69	0.010	3.1	1.16	2470	10	80	1.2	7	1.40	7.9	16	29	642	5.01
K963329		7.72	0.028	2.6	0.72	2900	10	30	0.7	7	12.8	1.3	10	16	50	4.30
K963330		6.24	0.020	8.9	0.68	4200	20	110	0.5	28	1.46	6.5	10	20	46	3.16
K963331		2.79	<0.005	2.0	0.77	1230	10	130	0.7	3	0.19	4.4	11	3	31	3.44
K963332		6.48	<0.005	2.6	0.87	923	10	220	0.8	3	0.19	8.3	11	3	50	3.67
K963333		4.35	<0.005	2.1	0.80	484	10	110	0.7	4	0.26	2.2	9	2	36	3.42
K963334		6.78	0.005	1.3	0.79	1250	10	180	0.7	5	0.19	6.2	10	4	63	3.45
K963335		7.36	0.256	1.2	1.23	1130	20	60	0.8	6	0.16	15.4	5	9	147	2.69
K963336		3.25	0.029	1.4	2.01	823	10	110	1.1	7	0.21	9.4	4	16	293	1.89
K963337		3.23	0.024	1.3	2.26	1470	10	130	1.3	8	0.27	4.7	5	25	314	1.71
K963338		8.89	0.054	1.7	0.93	393	10	150	0.7	10	0.19	7.9	8	5	92	3.36
K963339		5.87	0.012	1.1	0.98	599	<10	220	0.8	8	0.18	11.5	9	4	70	3.15
K963340		5.08	0.014	2.6	1.53	371	10	150	1.0	11	0.16	8.8	5	11	170	2.12

CERTIFICATE OF ANALYSIS WH11204322

	Method	ME- ICP41	ME- ICP41	ME- ICP41	ME- ICP41	ME- ICP41	ME- ICP41	ME- ICP41	ME- ICP41	ME- ICP41	ME- ICP41	ME- ICP41	ME- ICP41	ME- ICP41	ME- ICP41	ME- ICP41
	Analyte	Ga	Hg	K	La	Mg	Mn	Mo	Na	Ni	P	Pb	S	Sb	Sc	Sr
	Units	ppm	ppm	%	ppm	%	ppm	ppm	%	ppm	ppm	ppm	%	ppm	ppm	ppm
Sample Description	LOR	10	1	0.01	10	0.01	5	1	0.01	1	10	2	0.01	2	1	1
K963301		<10	2	0.15	<10	0.03	67	2	<0.01	66	1740	32	1.47	47	1	13
K963302		<10	8	0.14	<10	0.03	31	3	<0.01	56	1820	275	5.96	323	1	21
K963303		<10	6	0.12	<10	0.02	27	3	<0.01	49	1710	34	5.06	93	1	21
K963304		<10	6	0.14	<10	0.02	31	3	<0.01	59	1610	35	5.22	103	1	26
K963305		<10	5	0.15	10	0.02	22	4	<0.01	74	1560	45	3.38	88	1	24
K963306		<10	5	0.16	<10	0.03	45	4	<0.01	89	1780	36	3.64	91	1	26
K963307		<10	19	0.13	<10	0.02	28	3	<0.01	73	1950	424	3.37	430	1	33
K963308		<10	4	0.14	10	0.02	30	4	<0.01	52	2290	26	3.15	77	1	29
K963309		<10	2	0.11	<10	0.02	48	1	<0.01	39	1480	28	1.81	25	<1	11
K963310		<10	<1	0.07	<10	0.44	275	2	0.05	17	450	2	0.04	<2	4	32
K963311		<10	3	0.12	<10	0.04	146	3	<0.01	48	2810	35	6.15	45	2	15
K963312		<10	3	0.10	<10	0.04	67	2	<0.01	40	2050	89	4.43	74	1	14
K963313		<10	4	0.10	<10	0.04	55	1	<0.01	33	1960	43	4.53	74	1	15
K963314		<10	3	0.08	<10	0.03	84	2	<0.01	42	1810	26	3.72	52	1	15
K963315		<10	2	0.08	<10	0.06	162	1	<0.01	44	740	25	5.31	52	1	10
K963316		<10	2	0.07	<10	0.04	122	1	<0.01	35	170	28	4.13	41	1	7
K963317		<10	5	0.08	<10	0.03	73	1	<0.01	33	260	88	5.14	91	2	7
K963318		<10	2	0.19	10	0.04	56	4	<0.01	42	1510	36	2.64	43	1	18
K963319		<10	5	0.08	<10	0.02	71	11	<0.01	84	660	30	3.66	46	1	21
K963320		<10	3	0.07	<10	0.02	63	10	<0.01	102	310	30	3.94	35	1	16
K963321		<10	3	0.21	10	0.03	236	9	<0.01	78	490	32	3.05	31	1	21
K963322		<10	4	0.07	<10	0.01	51	12	<0.01	87	130	24	2.77	39	<1	18
K963323		<10	<1	0.10	<10	0.58	420	6	0.07	31	530	5	0.06	<2	4	42
K963324		<10	1	0.34	10	0.10	1035	1	<0.01	35	430	14	1.49	10	1	8
K963325		<10	2	0.09	<10	0.01	36	11	<0.01	93	660	23	2.63	38	<1	10
K963326		<10	4	0.07	<10	0.02	118	3	<0.01	61	150	52	4.63	69	<1	8
K963327		<10	5	0.10	<10	0.02	332	8	<0.01	95	480	40	4.76	57	1	25
K963328		<10	1	0.27	10	0.48	1520	15	<0.01	210	2980	32	3.25	42	2	276
K963329		<10	1	0.21	<10	5.86	6670	11	<0.01	98	2240	24	2.67	25	6	227
K963330		<10	<1	0.28	10	0.46	748	15	<0.01	110	2720	46	2.48	29	2	247
K963331		<10	<1	0.35	20	0.11	1150	<1	<0.01	47	550	12	1.37	13	1	33
K963332		<10	1	0.35	20	0.17	1125	<1	<0.01	48	580	28	1.33	18	1	31
K963333		<10	<1	0.34	20	0.26	916	<1	<0.01	43	420	15	1.16	11	1	10
K963334		<10	<1	0.35	20	0.09	830	<1	<0.01	44	520	15	1.44	15	1	26
K963335		<10	1	0.37	20	0.07	445	<1	<0.01	77	850	25	1.69	23	1	36
K963336		<10	1	0.36	20	0.09	149	<1	<0.01	90	1530	17	1.33	19	2	103
K963337		<10	<1	0.36	20	0.10	92	2	0.01	124	2310	30	1.33	20	2	185
K963338		<10	1	0.36	20	0.08	733	1	0.02	47	590	42	1.38	18	1	29
K963339		<10	<1	0.33	20	0.10	701	<1	0.01	46	630	19	1.27	8	1	25
K963340		<10	<1	0.35	20	0.10	231	1	0.01	90	1010	28	1.46	25	1	71

Project: Harlan

CERTIFICATE OF ANALYSIS WH11204322

Sample Description	Method Analyte Units LOR	ME- ICP41 Th ppm 20	ME- ICP41 Ti % 0.01	ME- ICP41 Tl ppm 10	ME- ICP41 U ppm 10	ME- ICP41 V ppm 1	ME- ICP41 W ppm 10	ME- ICP41 Zn ppm 2
K963301		<20	<0.01	<10	<10	71	<10	65
K963302		<20	<0.01	<10	<10	41	<10	59
K963303		<20	<0.01	<10	<10	35	<10	87
K963304		<20	<0.01	<10	<10	34	<10	49
K963305		<20	<0.01	<10	<10	32	<10	106
K963306		<20	<0.01	<10	<10	51	<10	63
K963307		<20	<0.01	<10	<10	43	<10	1215
K963308		<20	<0.01	<10	<10	45	<10	50
K963309		<20	<0.01	<10	<10	42	<10	56
K963310		<20	0.11	<10	<10	45	20	32
K963311		<20	<0.01	<10	<10	52	<10	2270
K963312		<20	<0.01	<10	<10	36	<10	69
K963313		<20	<0.01	<10	<10	33	<10	132
K963314		<20	<0.01	<10	<10	31	<10	71
K963315		<20	<0.01	<10	<10	28	<10	68
K963316		<20	<0.01	<10	<10	22	<10	119
K963317		<20	<0.01	<10	<10	25	<10	478
K963318		<20	<0.01	<10	<10	71	<10	200
K963319		<20	<0.01	<10	<10	34	<10	354
K963320		<20	<0.01	<10	<10	29	<10	210
K963321		<20	<0.01	<10	<10	17	<10	307
K963322		<20	<0.01	<10	<10	27	<10	307
K963323		<20	0.13	<10	<10	66	10	50
K963324		<20	<0.01	<10	<10	4	<10	376
K963325		<20	<0.01	<10	<10	31	<10	154
K963326		<20	<0.01	<10	<10	23	<10	235
K963327		<20	<0.01	<10	<10	36	<10	480
K963328		<20	<0.01	<10	10	119	<10	711
K963329		<20	<0.01	<10	<10	114	<10	163
K963330		<20	<0.01	<10	10	113	<10	239
K963331		<20	<0.01	<10	<10	19	<10	654
K963332		<20	<0.01	<10	<10	20	<10	743
K963333		<20	<0.01	<10	<10	4	<10	484
K963334		<20	<0.01	<10	<10	16	<10	460
K963335		<20	<0.01	<10	<10	43	<10	581
K963336		20	<0.01	<10	<10	76	<10	156
K963337		<20	<0.01	<10	10	84	<10	144
K963338		<20	<0.01	<10	<10	19	<10	444
K963339		<20	<0.01	<10	<10	23	<10	397
K963340		<20	<0.01	<10	<10	51	<10	280

To: GOLDEN PREDATOR CANADA CORP.
C/O PREDATOR MINING GROUP
888 DUNSMUIR STREET, 11TH FLOOR
VANCOUVER BC V6C 3K4

Project: Harlan

CERTIFICATE OF ANALYSIS WH11204322

Sample Description	Method	WEI-21	Au-AA23	ME-ICP41	ME-ICP41	ME-ICP41	ME-ICP41	ME-ICP41	ME-ICP41	ME-ICP41	ME-ICP41	ME-ICP41	ME-ICP41	ME-ICP41	ME-ICP41	ME-ICP41
	Analyte	Recvd Wt.	Au	Ag	Al	As	B	Ba	Be	Bi	Ca	Cd	Co	Cr	Cu	Fe
	Units	kg	ppm	ppm	%	ppm	ppm	ppm	ppm	ppm	%	ppm	ppm	ppm	ppm	%
	LOR	0.02	0.005	0.2	0.01	2	10	10	0.5	2	0.01	0.5	1	1	1	0.01
K963341		6.03	0.156	4.8	0.90	2450	10	100	0.6	21	0.11	7.5	4	7	198	3.25
K963342		7.70	0.075	7.8	0.71	3770	10	90	0.5	33	0.11	1.2	3	6	221	3.95
K963343		6.80	0.005	2.0	0.64	914	10	130	0.5	11	0.20	3.7	6	3	102	4.04
K963344		3.96	0.006	2.0	0.61	1480	10	120	0.5	12	0.19	3.7	7	3	88	3.82
K963345		6.37	0.019	4.3	0.61	1640	10	100	0.5	23	0.18	1.2	7	3	134	4.32
K963346		4.98	<0.005	1.6	0.81	885	10	150	0.6	12	0.18	5.6	6	4	154	3.67
K963347		5.46	<0.005	2.6	0.82	1140	<10	120	0.5	13	0.19	2.5	7	3	90	4.02
K963348		7.52	0.007	3.8	0.82	910	10	110	0.6	15	0.20	3.5	9	3	59	3.44
K963349		5.82	<0.005	2.5	1.13	387	<10	260	0.8	11	0.24	3.2	9	2	50	3.41
K963350		3.64	<0.005	2.1	1.12	179	10	70	0.7	10	0.20	3.3	5	4	79	2.90
K963351		0.10	<0.005	0.3	1.08	6	<10	80	<0.5	<2	0.72	<0.5	7	24	19	1.83
K963352		7.39	<0.005	4.2	1.11	504	10	90	0.7	20	0.14	2.4	4	7	136	2.68
K963353		6.34	0.006	6.0	0.85	2200	10	70	0.6	22	0.17	3.5	8	4	99	3.53
K963354		4.69	0.076	3.5	0.68	2140	20	80	0.5	13	0.14	3.2	5	4	92	3.23
K963355		5.22	0.147	2.0	0.79	1070	30	90	0.6	6	0.12	5.9	4	4	72	2.79
K963356		4.41	0.260	2.3	0.75	1550	30	120	0.6	7	0.15	3.3	6	4	69	2.88
K963357		4.46	1.080	1.4	1.04	1660	40	150	1.0	3	0.18	1.7	4	9	128	2.16
K963358		6.31	0.555	1.2	0.61	1080	40	140	0.7	<2	0.35	2.3	7	2	32	2.78
K963359		6.84	0.692	1.1	0.95	2170	40	160	0.8	3	0.35	2.9	9	8	87	2.57
K963360		5.21	0.481	1.5	1.10	2170	30	110	0.8	3	0.25	4.1	5	14	112	2.42
K963361		6.28	0.591	1.5	0.81	1090	30	80	0.7	3	0.12	1.8	4	5	78	2.42
K963362		6.49	0.206	1.0	0.71	2540	30	150	0.6	11	0.53	1.3	6	3	43	2.65
K963363		4.42	0.057	1.1	0.76	1700	20	110	0.7	5	0.18	2.6	10	2	46	3.49
K963364		0.10	1.035	0.3	1.19	13	<10	110	<0.5	<2	0.83	<0.5	8	42	42	2.55
K963365		4.74	0.334	1.6	0.65	1780	30	120	0.6	4	0.30	2.8	8	2	43	3.20
K963366		5.61	0.339	1.0	1.35	977	30	140	1.2	3	0.17	3.0	8	11	79	2.51
K963367		5.64	0.404	1.3	1.60	2090	30	60	1.2	15	0.14	1.5	5	17	162	2.12
K963368		5.90	0.272	1.3	0.79	1380	30	80	0.6	4	0.13	5.1	8	3	58	2.98
K963369		3.25	0.351	1.2	0.72	1100	30	130	0.6	2	0.13	1.5	8	4	73	2.53
K963370		6.79	0.730	0.8	0.73	614	50	200	0.7	5	0.33	2.4	6	3	26	2.29
K963371		7.62	0.742	1.1	0.65	1610	40	140	0.7	3	0.69	1.4	5	5	32	2.37
K963372		5.95	0.261	0.8	0.83	1430	40	230	0.8	2	0.17	7.0	8	5	35	2.78
K963373		6.20	0.152	1.9	0.68	2720	30	120	0.7	6	0.66	7.1	13	6	41	2.93
K963374		8.56	0.432	1.8	0.80	1050	30	60	0.8	4	0.30	5.6	7	5	59	2.88
K963375		5.58	1.135	0.7	0.79	1300	30	170	0.8	3	0.13	2.5	8	5	58	2.40
K963376		4.26	0.833	2.8	1.14	3260	20	30	0.8	6	0.24	2.3	4	16	364	3.27
K963377		3.35	0.729	3.2	0.90	6720	<10	60	0.6	14	0.14	0.8	5	14	305	3.44
K963378		2.94	0.557	3.2	0.96	4780	<10	40	0.6	11	0.16	0.9	5	15	293	3.62
K963379		6.86	0.368	1.3	0.58	2210	20	140	0.5	4	0.81	<0.5	5	2	35	2.35
K963380		5.63	0.397	1.3	0.63	2450	30	90	0.6	5	0.66	4.2	7	2	38	2.65

To: GOLDEN PREDATOR CANADA CORP.
C/O PREDATOR MINING GROUP
888 DUNSMUIR STREET, 11TH FLOOR
VANCOUVER BC V6C 3K4

Project: Harlan

CERTIFICATE OF ANALYSIS WH11204322

Sample Description	Method	ME- ICP41	ME- ICP41	ME- ICP41	ME- ICP41	ME- ICP41	ME- ICP41	ME- ICP41	ME- ICP41	ME- ICP41	ME- ICP41	ME- ICP41	ME- ICP41	ME- ICP41	ME- ICP41	ME- ICP41
	Analyte	Ga	Hg	K	La	Mg	Mn	Mo	Na	Ni	P	Pb	S	Sb	Sc	Sr
	Units	ppm	ppm	%	ppm	%	ppm	ppm	%	ppm	ppm	ppm	%	ppm	ppm	ppm
	LOR	10	1	0.01	10	0.01	5	1	0.01	1	10	2	0.01	2	1	1
K963341		<10	2	0.37	10	0.05	83	1	0.01	34	750	137	3.22	58	1	30
K963342		<10	2	0.32	10	0.04	72	<1	0.01	19	740	41	3.94	48	1	33
K963343		<10	1	0.34	10	0.08	920	<1	0.01	33	500	27	1.57	23	1	16
K963344		<10	<1	0.33	10	0.07	842	<1	0.01	26	540	24	1.61	13	1	21
K963345		<10	1	0.34	10	0.07	556	<1	0.01	25	530	32	3.06	18	1	18
K963346		<10	<1	0.37	10	0.09	624	1	0.01	39	520	23	1.75	14	1	18
K963347		<10	1	0.38	10	0.09	636	<1	0.01	28	480	21	2.23	12	1	17
K963348		<10	<1	0.35	20	0.14	687	<1	0.02	42	470	20	1.62	10	1	14
K963349		<10	<1	0.36	20	0.27	745	<1	0.02	39	430	12	1.25	8	1	8
K963350		<10	<1	0.42	20	0.16	550	<1	0.02	46	570	12	1.59	7	1	15
K963351		<10	<1	0.07	<10	0.45	281	2	0.07	15	460	<2	0.06	<2	4	33
K963352		<10	<1	0.36	20	0.15	284	<1	0.01	49	680	22	1.99	15	1	90
K963353		<10	<1	0.36	10	0.11	635	1	0.01	35	610	32	2.42	13	1	62
K963354		<10	1	0.36	10	0.06	414	1	0.01	25	590	25	2.75	18	1	43
K963355		<10	2	0.41	10	0.06	269	1	0.01	27	590	18	2.53	19	1	36
K963356		<10	2	0.39	10	0.06	315	1	0.01	31	710	27	2.40	21	1	27
K963357		<10	1	0.41	20	0.08	177	<1	0.01	49	880	12	1.90	12	1	86
K963358		<10	2	0.37	20	0.15	603	<1	0.01	20	450	11	1.81	10	1	18
K963359		<10	2	0.40	20	0.13	438	3	0.01	58	920	14	1.95	12	2	71
K963360		<10	2	0.36	20	0.06	205	6	0.01	92	1400	13	2.11	15	2	108
K963361		<10	1	0.39	20	0.05	196	<1	0.01	37	610	12	2.09	14	1	32
K963362		<10	<1	0.40	20	0.18	481	<1	0.01	27	520	13	1.60	17	1	43
K963363		<10	1	0.42	20	0.08	748	<1	0.01	41	490	14	1.61	20	1	23
K963364		<10	<1	0.09	<10	0.54	393	5	0.08	29	500	5	0.07	<2	4	40
K963365		<10	<1	0.39	20	0.14	607	<1	0.01	23	440	15	2.04	17	1	17
K963366		<10	1	0.40	20	0.06	393	<1	0.01	98	980	13	1.75	13	2	124
K963367		<10	1	0.36	20	0.05	231	<1	0.01	124	920	31	1.75	17	2	62
K963368		<10	<1	0.42	20	0.07	392	<1	0.01	23	490	11	2.38	22	1	10
K963369		<10	1	0.39	20	0.08	256	<1	0.01	33	560	8	2.13	21	1	17
K963370		<10	<1	0.40	20	0.12	597	1	0.01	32	590	10	1.24	5	2	32
K963371		<10	<1	0.36	20	0.24	505	3	0.01	33	830	10	1.67	11	2	51
K963372		<10	1	0.40	20	0.09	884	1	0.01	55	670	9	1.23	10	2	47
K963373		<10	1	0.34	10	0.27	818	4	0.01	58	1090	22	1.71	19	2	66
K963374		<10	1	0.41	10	0.15	508	2	0.01	38	680	24	2.14	19	1	27
K963375		<10	1	0.35	20	0.07	540	<1	0.01	55	590	8	1.39	8	1	22
K963376		<10	1	0.33	10	0.08	78	7	0.01	86	1500	13	3.23	41	2	44
K963377		<10	2	0.33	10	0.08	55	2	0.01	39	1250	23	3.28	40	1	103
K963378		<10	2	0.32	10	0.07	44	3	0.01	47	1430	20	3.63	39	1	118
K963379		<10	1	0.39	10	0.13	452	1	0.01	14	450	14	1.74	14	1	61
K963380		<10	1	0.42	20	0.12	663	<1	0.01	19	430	36	1.76	17	1	53

CERTIFICATE OF ANALYSIS WH11204322

Sample Description	Method Analyte Units LOR	ME- ICP41 Th ppm 20	ME- ICP41 Ti % 0.01	ME- ICP41 Tl ppm 10	ME- ICP41 U ppm 10	ME- ICP41 V ppm 1	ME- ICP41 W ppm 10	ME- ICP41 Zn ppm 2
K963341		<20	<0.01	<10	<10	29	<10	281
K963342		<20	<0.01	<10	<10	15	<10	42
K963343		<20	<0.01	<10	<10	12	<10	359
K963344		<20	<0.01	<10	<10	12	<10	310
K963345		<20	<0.01	<10	<10	8	<10	216
K963346		<20	<0.01	<10	<10	19	<10	235
K963347		<20	<0.01	<10	<10	10	<10	306
K963348		<20	<0.01	<10	<10	11	<10	372
K963349		<20	<0.01	<10	<10	6	<10	394
K963350		<20	<0.01	<10	<10	21	<10	227
K963351		<20	0.12	<10	<10	47	10	33
K963352		<20	<0.01	<10	<10	30	<10	141
K963353		<20	<0.01	<10	<10	17	<10	292
K963354		<20	<0.01	<10	<10	14	<10	175
K963355		<20	<0.01	<10	<10	16	<10	239
K963356		<20	<0.01	<10	<10	17	<10	232
K963357		<20	<0.01	<10	<10	29	<10	129
K963358		<20	<0.01	<10	<10	3	<10	274
K963359		<20	<0.01	<10	<10	34	<10	243
K963360		<20	<0.01	<10	<10	60	<10	207
K963361		<20	<0.01	<10	<10	19	<10	151
K963362		<20	<0.01	<10	<10	8	<10	207
K963363		<20	<0.01	<10	<10	6	<10	370
K963364		<20	0.13	<10	<10	63	10	47
K963365		<20	<0.01	<10	<10	4	<10	312
K963366		<20	<0.01	<10	<10	46	<10	320
K963367		<20	<0.01	<10	<10	104	<10	246
K963368		<20	<0.01	<10	<10	14	<10	252
K963369		<20	<0.01	<10	<10	17	<10	152
K963370		<20	<0.01	<10	<10	12	<10	245
K963371		<20	<0.01	<10	<10	17	<10	161
K963372		<20	<0.01	<10	<10	21	<10	432
K963373		<20	<0.01	<10	<10	31	<10	349
K963374		<20	<0.01	<10	<10	21	<10	318
K963375		20	<0.01	<10	<10	32	<10	326
K963376		<20	<0.01	<10	<10	71	<10	104
K963377		<20	<0.01	<10	<10	28	<10	39
K963378		<20	<0.01	<10	<10	31	<10	40
K963379		<20	<0.01	<10	<10	4	<10	97
K963380		<20	<0.01	<10	<10	4	<10	313

To: GOLDEN PREDATOR CANADA CORP.
C/O PREDATOR MINING GROUP
888 DUNSMUIR STREET, 11TH FLOOR
VANCOUVER BC V6C 3K4

Project: Harlan

CERTIFICATE OF ANALYSIS WH11204322

Sample Description	Method Analyte Units LOR	WEI- 21 Recvd Wt. kg 0.02	Au- AA23 Au ppm 0.005	ME- ICP41 Ag ppm 0.2	ME- ICP41 Al % 0.01	ME- ICP41 As ppm 2	ME- ICP41 B ppm 10	ME- ICP41 Ba ppm 10	ME- ICP41 Be ppm 0.5	ME- ICP41 Bi ppm 2	ME- ICP41 Ca % 0.01	ME- ICP41 Cd ppm 0.5	ME- ICP41 Co ppm 1	ME- ICP41 Cr ppm 1	ME- ICP41 Cu ppm 1	ME- ICP41 Fe % 0.01
K963381		6.61	0.005	2.3	0.64	1240	20	130	0.6	8	1.48	1.7	6	2	34	2.26
K963382		3.20	0.016	3.6	0.65	1700	20	150	0.5	14	1.57	3.6	4	1	65	2.93
K963383		5.71	0.017	3.4	0.52	3940	10	130	0.5	13	1.22	3.2	12	2	59	2.88
K963384		5.61	0.045	6.9	0.62	7570	10	90	0.5	22	0.21	6.4	28	2	57	3.67
K963385		3.54	0.007	5.6	0.85	433	10	140	0.7	11	0.18	9.8	11	6	90	3.68
K963386		3.92	0.005	7.1	0.76	574	10	120	0.6	12	0.14	7.0	13	3	72	3.73
K963387		3.60	0.013	9.8	0.62	1450	10	140	0.5	15	0.68	9.2	26	1	61	2.82
K963388		5.88	0.005	2.6	0.56	203	10	140	<0.5	8	0.91	<0.5	6	15	50	2.58
K963389		4.47	0.005	2.0	0.47	267	10	130	<0.5	6	0.82	<0.5	8	14	52	2.57
K963390		4.94	0.005	1.3	0.58	326	10	100	0.5	4	0.79	<0.5	7	14	53	2.54
K963391		2.86	0.055	1.1	0.52	1080	10	90	0.5	3	0.84	<0.5	4	15	58	2.62
K963392		0.10	<0.005	0.4	1.05	7	<10	80	<0.5	2	0.71	<0.5	8	25	20	1.89
K963393		2.25	0.447	2.7	0.72	2040	20	110	0.7	15	0.47	6.4	4	3	65	2.83
K963394		2.70	0.059	2.2	0.54	635	<10	90	<0.5	6	0.80	4.9	5	11	94	3.97
K963395		1.97	0.124	2.1	0.62	1770	10	130	0.6	12	0.81	29.6	10	2	68	2.56
K963396		8.54	0.475	5.6	0.67	2190	20	80	0.6	12	1.10	5.5	5	2	71	2.75
K963397		4.91	1.435	6.1	0.67	5900	10	100	0.6	16	1.34	3.8	3	19	91	4.31
K963398		6.19	0.448	1.2	0.66	1340	30	150	0.7	3	1.64	<0.5	3	3	31	1.85
K963399		4.66	0.022	1.1	0.69	769	30	140	0.7	4	0.53	1.1	7	3	44	3.11
K963400		5.20	0.006	1.1	0.73	297	20	150	0.6	2	1.39	0.9	5	3	39	2.28
K949361		6.24	0.165	1.5	0.64	654	20	170	0.7	5	1.84	<0.5	4	3	32	1.90

To: GOLDEN PREDATOR CANADA CORP.
C/O PREDATOR MINING GROUP
888 DUNSMUIR STREET, 11TH FLOOR
VANCOUVER BC V6C 3K4

Project: Harlan

CERTIFICATE OF ANALYSIS WH11204322

Sample Description	Method Analyte Units LOR	ME- ICP41 Ga ppm 10	ME- ICP41 Hg ppm 1	ME- ICP41 K % 0.01	ME- ICP41 La ppm 10	ME- ICP41 Mg % 0.01	ME- ICP41 Mn ppm 5	ME- ICP41 Mo ppm 1	ME- ICP41 Na % 0.01	ME- ICP41 Ni ppm 1	ME- ICP41 P ppm 10	ME- ICP41 Pb ppm 2	ME- ICP41 S % 0.01	ME- ICP41 Sb ppm 2	ME- ICP41 Sc ppm 1	ME- ICP41 Sr ppm 1
K963381		<10	<1	0.35	20	0.17	733	<1	0.01	14	460	20	1.35	10	1	141
K963382		<10	1	0.42	10	0.09	614	<1	0.01	4	400	46	1.98	18	1	92
K963383		<10	1	0.35	10	0.09	602	<1	0.01	5	420	46	1.85	25	1	67
K963384		<10	1	0.41	10	0.08	624	<1	0.01	18	420	118	2.60	33	1	7
K963385		<10	2	0.43	10	0.13	862	2	0.01	48	710	55	2.15	27	1	17
K963386		<10	2	0.46	10	0.10	994	<1	0.01	24	470	61	2.32	23	1	14
K963387		<10	2	0.42	10	0.22	934	<1	0.01	9	430	110	1.89	19	1	29
K963388		<10	<1	0.32	10	0.38	776	9	0.01	62	1450	32	1.45	32	1	66
K963389		<10	<1	0.26	10	0.40	751	10	0.01	69	1540	45	1.60	31	1	68
K963390		<10	<1	0.32	10	0.34	634	9	0.01	59	1350	46	2.15	40	2	91
K963391		<10	1	0.29	10	0.32	578	9	0.01	59	1250	30	2.57	46	1	119
K963392		<10	1	0.07	<10	0.47	290	2	0.06	16	480	2	0.07	2	4	31
K963393		<10	2	0.47	10	0.19	688	1	0.01	8	500	89	2.80	46	1	32
K963394		<10	2	0.32	10	0.21	905	9	0.01	57	1290	99	4.10	77	1	35
K963395		<10	5	0.43	10	0.09	397	<1	0.01	7	470	168	2.70	32	1	33
K963396		<10	1	0.44	10	0.08	616	<1	0.01	6	450	55	2.72	36	1	60
K963397		<10	1	0.36	10	0.41	1170	14	0.01	88	1450	45	3.90	73	2	129
K963398		<10	<1	0.45	20	0.15	491	1	0.01	3	430	10	1.55	13	1	140
K963399		<10	<1	0.44	20	0.09	767	<1	0.01	21	450	8	1.84	10	1	48
K963400		<10	1	0.46	20	0.11	656	<1	0.02	14	420	6	1.27	5	1	138
K949361		<10	<1	0.43	20	0.14	576	<1	0.01	1	440	10	1.34	5	1	178

Project: Harlan

CERTIFICATE OF ANALYSIS WH11204322

Sample Description	Method Analyte Units LOR	ME- ICP41 Th ppm 20	ME- ICP41 Ti % 0.01	ME- ICP41 Tl ppm 10	ME- ICP41 U ppm 10	ME- ICP41 V ppm 1	ME- ICP41 W ppm 10	ME- ICP41 Zn ppm 2
K963381		20	<0.01	<10	<10	5	<10	150
K963382		<20	<0.01	<10	<10	2	<10	158
K963383		<20	<0.01	<10	<10	1	<10	162
K963384		<20	<0.01	<10	<10	3	<10	490
K963385		<20	<0.01	<10	<10	26	<10	618
K963386		<20	<0.01	<10	<10	9	<10	508
K963387		<20	<0.01	<10	<10	2	<10	562
K963388		<20	0.01	<10	<10	66	<10	41
K963389		<20	<0.01	<10	<10	67	<10	37
K963390		<20	0.01	<10	<10	63	<10	35
K963391		<20	0.01	<10	10	59	<10	39
K963392		<20	0.11	<10	<10	47	20	34
K963393		<20	<0.01	<10	<10	6	<10	347
K963394		<20	0.01	<10	10	49	<10	234
K963395		<20	<0.01	<10	<10	4	<10	1295
K963396		<20	<0.01	<10	<10	4	<10	313
K963397		<20	0.01	<10	<10	85	<10	54
K963398		20	<0.01	<10	<10	2	<10	11
K963399		<20	<0.01	<10	<10	6	<10	200
K963400		<20	<0.01	<10	<10	5	<10	109
K949361		20	<0.01	<10	<10	2	<10	4

AcmeLabs Acme Analytical Laboratories (Vancouver) Ltd.
1020 Cordova St. East Vancouver BC V6A 4A3 Canada

www.acmelab.com

Client:	**Golden Predator Canada Corp.** 11th Floor, 888 Dunsmuir Street Vancouver BC V6C 3K4 Canada
Submitted By:	Jack Cote
Receiving Lab:	Canada-Vancouver
Received:	December 22, 2011
Report Date:	January 09, 2012
Page:	1 of 3

CERTIFICATE OF ANALYSIS VAN11007044.1

CLIENT JOB INFORMATION

Project:	Harlan
Shipment ID:	HAR-2011-JC-2113
P.O. Number	381GP41.1
Number of Samples:	55

SAMPLE PREPARATION AND ANALYTICAL PROCEDURES

Method Code	Number of Samples	Code Description	Test Wgt (g)	Report Status	Lab
No Prep	55	Sorting of samples on arrival and labeling			VAN
G601	55	Lead Collection Fire - Assay Fusion - AAS Finish	30	Completed	VAN

SAMPLE DISPOSAL

RTRN-PLP	Return

ADDITIONAL COMMENTS

Acme does not accept responsibility for samples left at the laboratory after 90 days without prior written instructions for sample storage or return.

Invoice To:
Predator Mining Group
11th Floor- 888 Dunsmuir Street
Vancouver BC V6C 3K4
Canada

CC:
Mike Maslowski
M. Burke
Jeff Cary

BRITISH COLUMBIA CERTIFIED ASSAYER
CLARENCE LEONG
GENERAL MANAGER

This report supersedes all previous preliminary and final reports with this file number dated prior to the date on this certificate. Signature indicates final approval; preliminary reports are unsigned and should be used for reference only.
All results are considered the confidential property of the client. Acme assumes the liabilities for actual cost of analysis only. Results apply to samples as submitted.
"*" asterisk indicates that an analytical result could not be provided due to unusually high levels of interference from other elements.

AcmeLabs Acme Analytical Laboratories (Vancouver) Ltd.

1020 Cordova St. East Vancouver BC V6A 4A3 Canada
Phone (604) 253-3158 Fax (604) 253-1716

www.acmelab.com

Client: **Golden Predator Canada Corp.**
11th Floor, 888 Dunsmuir Street
Vancouver BC V6C 3K4 Canada

Project: Harlan
Report Date: January 09, 2012

Page: 2 of 3 Part 1

CERTIFICATE OF ANALYSIS VAN11007044.1

	Method	G6
	Analyte	Au
	Unit	ppm
	MDL	0.005
K949003	Rock Pulp	0.109
K949004	Rock Pulp	0.211
K949005	Rock Pulp	0.120
K949133	Rock Pulp	0.047
K949134	Rock Pulp	0.035
K949135	Rock Pulp	0.035
K949136	Rock Pulp	0.033
K949137	Rock Pulp	0.048
K949138	Rock Pulp	0.062
K949139	Rock Pulp	0.100
K951530	Rock Pulp	<0.005
K951531	Rock Pulp	0.218
K951533	Rock Pulp	1.791
K951534	Rock Pulp	0.332
K951535	Rock Pulp	0.116
K951148	Rock Pulp	0.190
K951149	Rock Pulp	0.441
K951150	Rock Pulp	0.859
K951151	Rock Pulp	0.110
K951152	Rock Pulp	0.086
K951153	Rock Pulp	0.091
K964222	Rock Pulp	1.116
K964224	Rock Pulp	1.796
K964225	Rock Pulp	0.772
K964226	Rock Pulp	0.508
K964227	Rock Pulp	1.566
K964228	Rock Pulp	0.358
K964229	Rock Pulp	1.556
K964230	Rock Pulp	0.374
K964231	Rock Pulp	0.185

This report supersedes all previous preliminary and final reports with this file number dated prior to the date on this certificate. Signature indicates final approval; preliminary reports are unsigned and should be used for reference only.

CERTIFICATE OF ANALYSIS VAN11007044.1

	Method	**G6**
	Analyte	**Au**
	Unit	**ppm**
	MDL	**0.005**
K964232	Rock Pulp	0.137
K964130	Rock Pulp	0.215
K964131	Rock Pulp	0.321
K964132	Rock Pulp	0.118
K964133	Rock Pulp	0.255
K964134	Rock Pulp	0.084
K964136	Rock Pulp	0.117
K964137	Rock Pulp	0.276
K964138	Rock Pulp	0.116
K964139	Rock Pulp	0.038
K964140	Rock Pulp	0.173
K964141	Rock Pulp	0.088
K964142	Rock Pulp	0.017
K964143	Rock Pulp	0.344
K964144	Rock Pulp	0.301
K964145	Rock Pulp	0.145
K963373	Rock Pulp	0.157
K963374	Rock Pulp	0.436
K963375	Rock Pulp	1.096
K963376	Rock Pulp	0.813
K963377	Rock Pulp	0.705
K963378	Rock Pulp	0.563
K963379	Rock Pulp	0.384
K963380	Rock Pulp	0.405
K963381	Rock Pulp	0.010

This report supersedes all previous preliminary and final reports with this file number dated prior to the date on this certificate. Signature indicates final approval; preliminary reports are unsigned and should be used for reference only.

AcmeLabs Acme Analytical Laboratories (Vancouver) Ltd.
1020 Cordova St. East Vancouver BC V6A 4A3 Canada
Phone (604) 253-3158 Fax (604) 253-1716
www.acmelab.com

Client: **Golden Predator Canada Corp.**
11th Floor, 888 Dunsmuir Street
Vancouver BC V6C 3K4 Canada

Project: Harlan
Report Date: January 09, 2012

QUALITY CONTROL REPORT VAN11007044.1

	Method	**G6**
	Analyte	**Au**
	Unit	**ppm**
	MDL	**0.005**
Pulp Duplicates		
K949136	Rock Pulp	0.033
REP K949136	QC	0.035
K964138	Rock Pulp	0.116
REP K964138	QC	0.120
Reference Materials		
STD OXH82	Standard	1.255
STD OXH82	Standard	1.274
STD OXK79	Standard	3.402
STD OXK79	Standard	3.338
STD OXH82 Expected		1.278
STD OXK79 Expected		3.532
BLK	Blank	<0.005
BLK	Blank	0.005
BLK	Blank	<0.005
BLK	Blank	<0.005

This report supersedes all previous preliminary and final reports with this file number dated prior to the date on this certificate. Signature indicates final approval; preliminary reports are unsigned and should be used for reference only.

AcmeLabs Acme Analytical Laboratories (Vancouver) Ltd.
1020 Cordova St. East Vancouver BC V6A 4A3 Canada

www.acmelab.com

Client: **Golden Predator Canada Corp.**
11th Floor, 888 Dunsmuir Street
Vancouver BC V6C 3K4 Canada

Submitted By:	M. Burke
Receiving Lab:	Canada-Whitehorse
Received:	September 25, 2011
Report Date:	November 16, 2011
Page:	1 of 6

CERTIFICATE OF ANALYSIS WHI11001549.2

CLIENT JOB INFORMATION

Project:	Harlan
Shipment ID:	
P.O. Number	
Number of Samples:	130

SAMPLE DISPOSAL

RTRN-PLP	Return
RTRN-RJT	Return

Acme does not accept responsibility for samples left at the laboratory after 90 days without prior written instructions for sample storage or return.

SAMPLE PREPARATION AND ANALYTICAL PROCEDURES

Method Code	Number of Samples	Code Description	Test Wgt (g)	Report Status	Lab
R200-250	59	Crush, split and pulverize 250 g rock to 200 mesh			WHI
G601	63	Lead Collection Fire - Assay Fusion - AAS Finish	30	Completed	VAN
7TD1	63	4-acid Digestion ICP-ES Finish	0.5	Completed	VAN
1DX1	63	1:1:1 Aqua Regia digestion ICP-MS analysis	0.5	Completed	VAN

ADDITIONAL COMMENTS

Version 2: 1DX1 included.

Invoice To: Golden Predator Canada Corp.
11th Floor, 888 Dunsmuir Street
Vancouver BC V6C 3K4
Canada

CC: Jack Cote
Jeff Cary
Nona Llieva

BRITISH COLUMBIA CERTIFIED ASSAYER
CLARENCE LEONG
GENERAL MANAGER

This report supersedes all previous preliminary and final reports with this file number dated prior to the date on this certificate. Signature indicates final approval; preliminary reports are unsigned and should be used for reference only.
All results are considered the confidential property of the client. Acme assumes the liabilities for actual cost of analysis only. Results apply to samples as submitted.
"*" asterisk indicates that an analytical result could not be provided due to unusually high levels of interference from other elements.

AcmeLabs Acme Analytical Laboratories (Vancouver) Ltd.
1020 Cordova St. East Vancouver BC V6A 4A3 Canada
Phone (604) 253-3158 Fax (604) 253-1716
www.acmelab.com

Client: **Golden Predator Canada Corp.**
11th Floor, 888 Dunsmuir Street
Vancouver BC V6C 3K4 Canada

Project: Harlan
Report Date: November 16, 2011

Page: 2 of 6 Part 1

CERTIFICATE OF ANALYSIS WHI11001549.2

	Method	WGHT	G6	7TD	1DX	1DX	1DX	1DX	1DX	1DX	1DX	1DX	1DX	1DX	1DX	1DX	1DX	1DX	1DX	1DX	1DX
	Analyte	Wgt	Au	Ag	Mo	Cu	Pb	Zn	Ag	Ni	Co	Mn	Fe	As	Au	Th	Sr	Cd	Sb	Bi	V
	Unit	kg	ppm	gm/t	ppm	ppm	ppm	ppm	ppm	ppm	ppm	ppm	%	ppm	ppb	ppm	ppm	ppm	ppm	ppm	ppm
	MDL	0.01	0.005	2	0.1	0.1	0.1	1	0.1	0.1	0.1	1	0.01	0.5	0.5	0.1	1	0.1	0.1	0.1	2
K962851	Drill Core	4.58	0.023	<2	4.1	5.6	201.6	47	0.5	1.6	0.8	46	1.39	2044	11.3	10.5	25	<0.1	45.6	1.1	4
K962852	Drill Core	6.25	0.383	<2	1.8	2.2	64.6	11	0.5	0.4	0.5	16	0.93	839.0	347.9	8.7	15	<0.1	17.2	0.8	2
K962853	Drill Core	4.00	2.075	11	1.3	3.2	26.6	2	8.8	0.6	0.1	18	0.32	98.9	579.0	2.7	5	<0.1	41.6	14.1	13
K962854	Drill Core	3.54	1.424	14	1.2	3.0	20.9	2	12.3	1.1	0.2	17	0.22	56.8	390.3	1.4	4	<0.1	32.8	7.7	12
K962855	Drill Core	5.40	1.835	14	1.3	3.0	48.3	2	11.6	0.6	<0.1	17	0.21	74.7	543.1	2.1	5	0.4	75.3	25.7	15
K962856	Drill Core	7.09	0.491	8	2.8	4.1	110.9	3	7.2	1.2	0.2	19	0.50	250.9	118.3	2.1	6	0.6	221.7	18.7	14
K962857	Drill Core	6.80	0.423	12	3.0	3.8	119.5	2	8.9	0.7	<0.1	17	0.53	422.7	119.0	2.2	10	0.7	170.8	25.4	21
K962858	Drill Core	5.07	0.816	15	3.0	4.8	233.9	2	12.4	0.7	<0.1	12	0.52	751.9	176.5	4.9	14	0.8	240.5	34.1	16
K962859	Drill Core	7.24	0.465	13	2.2	4.8	130.6	2	10.4	1.0	0.2	16	0.37	269.7	79.9	3.4	8	0.5	227.0	26.7	17
K962860	Drill Core	L.N.R.	L.N.R.	L.N.R.	L.N.R.	L.N.R.	L.N.R.	L.N.R.	L.N.R.	L.N.R.	L.N.R.	L.N.R.	L.N.R.	L.N.R.	L.N.R.	L.N.R.	L.N.R.	L.N.R.	L.N.R.	L.N.R.	L.N.R.
K962861	Drill Core	L.N.R.	L.N.R.	L.N.R.	L.N.R.	L.N.R.	L.N.R.	L.N.R.	L.N.R.	L.N.R.	L.N.R.	L.N.R.	L.N.R.	L.N.R.	L.N.R.	L.N.R.	L.N.R.	L.N.R.	L.N.R.	L.N.R.	L.N.R.
K962862	Drill Core	L.N.R.	L.N.R.	L.N.R.	L.N.R.	L.N.R.	L.N.R.	L.N.R.	L.N.R.	L.N.R.	L.N.R.	L.N.R.	L.N.R.	L.N.R.	L.N.R.	L.N.R.	L.N.R.	L.N.R.	L.N.R.	L.N.R.	L.N.R.
K962863	Drill Core	L.N.R.	L.N.R.	L.N.R.	L.N.R.	L.N.R.	L.N.R.	L.N.R.	L.N.R.	L.N.R.	L.N.R.	L.N.R.	L.N.R.	L.N.R.	L.N.R.	L.N.R.	L.N.R.	L.N.R.	L.N.R.	L.N.R.	L.N.R.
K962864	Drill Core	L.N.R.	L.N.R.	L.N.R.	L.N.R.	L.N.R.	L.N.R.	L.N.R.	L.N.R.	L.N.R.	L.N.R.	L.N.R.	L.N.R.	L.N.R.	L.N.R.	L.N.R.	L.N.R.	L.N.R.	L.N.R.	L.N.R.	L.N.R.
K962865	Drill Core	L.N.R.	L.N.R.	L.N.R.	L.N.R.	L.N.R.	L.N.R.	L.N.R.	L.N.R.	L.N.R.	L.N.R.	L.N.R.	L.N.R.	L.N.R.	L.N.R.	L.N.R.	L.N.R.	L.N.R.	L.N.R.	L.N.R.	L.N.R.
K962866	Drill Core	L.N.R.	L.N.R.	L.N.R.	L.N.R.	L.N.R.	L.N.R.	L.N.R.	L.N.R.	L.N.R.	L.N.R.	L.N.R.	L.N.R.	L.N.R.	L.N.R.	L.N.R.	L.N.R.	L.N.R.	L.N.R.	L.N.R.	L.N.R.
K962867	Drill Core	L.N.R.	L.N.R.	L.N.R.	L.N.R.	L.N.R.	L.N.R.	L.N.R.	L.N.R.	L.N.R.	L.N.R.	L.N.R.	L.N.R.	L.N.R.	L.N.R.	L.N.R.	L.N.R.	L.N.R.	L.N.R.	L.N.R.	L.N.R.
K962868	Drill Core	L.N.R.	L.N.R.	L.N.R.	L.N.R.	L.N.R.	L.N.R.	L.N.R.	L.N.R.	L.N.R.	L.N.R.	L.N.R.	L.N.R.	L.N.R.	L.N.R.	L.N.R.	L.N.R.	L.N.R.	L.N.R.	L.N.R.	L.N.R.
K962869	Drill Core	4.36	0.056	5	2.6	8.3	59.4	3	3.1	1.8	0.2	16	0.48	301.9	32.4	2.8	5	<0.1	45.5	2.6	25
K962870	Drill Core	5.93	0.152	10	4.2	7.5	137.0	2	8.7	1.1	0.2	16	0.44	435.7	36.7	2.8	8	0.3	230.1	20.4	48
K962871	Drill Core	6.13	0.235	9	2.8	22.2	116.0	4	6.0	2.1	0.2	17	0.35	635.8	136.4	1.9	7	0.2	110.3	4.4	40
K962872	Drill Core	5.64	0.506	11	4.0	10.1	119.6	4	7.5	2.8	0.3	24	0.49	1045	152.3	1.2	4	0.2	251.8	10.2	36
K962873	Rock Pulp	0.15	1.020	<2	6.6	46.0	5.6	48	0.5	36.4	9.5	441	2.58	9.5	734.6	1.1	44	0.3	0.7	0.2	61
K962874	Drill Core	7.21	0.217	8	8.9	6.3	223.1	3	5.3	2.3	0.4	17	0.67	1281	100.9	2.6	23	<0.1	146.8	3.1	59
K962875	Drill Core	4.28	0.111	9	10.0	8.4	189.0	4	6.5	3.0	0.3	26	0.68	608.6	25.1	2.9	20	<0.1	155.9	2.8	51
K962876	Drill Core	6.12	0.068	5	2.6	15.7	31.9	4	3.5	2.2	0.1	12	0.28	156.0	19.0	2.7	6	<0.1	39.9	1.1	49
K962877	Drill Core	4.57	0.198	12	3.3	18.3	33.3	5	9.0	2.5	0.4	26	0.46	185.5	33.3	1.4	5	0.2	58.6	1.6	29
K962878	Drill Core	L.N.R.	L.N.R.	L.N.R.	L.N.R.	L.N.R.	L.N.R.	L.N.R.	L.N.R.	L.N.R.	L.N.R.	L.N.R.	L.N.R.	L.N.R.	L.N.R.	L.N.R.	L.N.R.	L.N.R.	L.N.R.	L.N.R.	L.N.R.
K962879	Drill Core	L.N.R.	L.N.R.	L.N.R.	L.N.R.	L.N.R.	L.N.R.	L.N.R.	L.N.R.	L.N.R.	L.N.R.	L.N.R.	L.N.R.	L.N.R.	L.N.R.	L.N.R.	L.N.R.	L.N.R.	L.N.R.	L.N.R.	L.N.R.
K962880	Drill Core	L.N.R.	L.N.R.	L.N.R.	L.N.R.	L.N.R.	L.N.R.	L.N.R.	L.N.R.	L.N.R.	L.N.R.	L.N.R.	L.N.R.	L.N.R.	L.N.R.	L.N.R.	L.N.R.	L.N.R.	L.N.R.	L.N.R.	L.N.R.

This report supersedes all previous preliminary and final reports with this file number dated prior to the date on this certificate. Signature indicates final approval; preliminary reports are unsigned and should be used for reference only.

AcmeLabs Acme Analytical Laboratories (Vancouver) Ltd.
1020 Cordova St. East Vancouver BC V6A 4A3 Canada
Phone (604) 253-3158 Fax (604) 253-1716

www.acmelab.com

Client: **Golden Predator Canada Corp.**
11th Floor, 888 Dunsmuir Street
Vancouver BC V6C 3K4 Canada

Project: Harlan
Report Date: November 16, 2011

Page: 2 of 6 Part 2

CERTIFICATE OF ANALYSIS WHI11001549.2

	Method	**1DX**	**1DX**	**1DX**	**1DX**	**1DX**	**1DX**	**1DX**	**1DX**	**1DX**	**1DX**	**1DX**	**1DX**	**1DX**	**1DX**	**1DX**	**1DX**	**1DX**	**1DX**	**1DX**
	Analyte	**Ca**	**P**	**La**	**Cr**	**Mg**	**Ba**	**Ti**	**B**	**Al**	**Na**	**K**	**W**	**Hg**	**Sc**	**Tl**	**S**	**Ga**	**Se**	**Te**
	Unit	**%**	**%**	**ppm**	**ppm**	**%**	**ppm**	**%**	**ppm**	**%**	**%**	**%**	**ppm**	**ppm**	**ppm**	**ppm**	**%**	**ppm**	**ppm**	**ppm**
	MDL	**0.01**	**0.001**	**1**	**1**	**0.01**	**1**	**0.001**	**20**	**0.01**	**0.001**	**0.01**	**0.1**	**0.01**	**0.1**	**0.1**	**0.05**	**1**	**0.5**	**0.2**
K962851	Drill Core	<0.01	0.145	22	4	0.04	635	0.002	22	0.49	0.006	0.38	0.1	3.11	3.2	0.7	0.20	2	5.3	<0.2
K962852	Drill Core	<0.01	0.038	23	4	0.02	405	0.002	<20	0.34	0.003	0.35	<0.1	2.07	1.1	0.5	0.24	1	4.2	<0.2
K962853	Drill Core	<0.01	0.007	16	5	0.01	423	0.004	<20	0.21	0.002	0.13	0.1	4.60	0.3	<0.1	<0.05	<1	4.4	<0.2
K962854	Drill Core	<0.01	0.004	9	13	<0.01	296	0.003	<20	0.14	0.001	0.08	0.1	3.30	0.2	<0.1	<0.05	<1	2.4	<0.2
K962855	Drill Core	<0.01	0.005	13	5	<0.01	450	0.004	<20	0.16	0.002	0.10	0.1	6.94	0.3	<0.1	<0.05	<1	4.6	0.5
K962856	Drill Core	<0.01	0.009	11	15	<0.01	491	0.005	<20	0.16	0.001	0.13	0.3	7.82	0.4	0.1	0.09	<1	12.6	0.3
K962857	Drill Core	<0.01	0.019	11	6	<0.01	446	0.004	<20	0.16	0.002	0.13	0.4	6.68	0.8	0.2	0.10	<1	11.4	0.3
K962858	Drill Core	<0.01	0.015	20	12	0.01	362	0.006	<20	0.24	0.002	0.20	0.2	8.20	0.8	0.3	0.11	1	13.7	0.6
K962859	Drill Core	<0.01	0.009	16	6	0.01	404	0.004	<20	0.20	0.001	0.14	0.2	12.09	0.5	0.2	0.07	<1	8.6	0.6
K962860	Drill Core	L.N.R.	L.N.R.	L.N.R.	L.N.R.	L.N.R.	L.N.R.	L.N.R.	L.N.R.	L.N.R.	L.N.R.	L.N.R.	L.N.R.	L.N.R.	L.N.R.	L.N.R.	L.N.R.	L.N.R.	L.N.R.	L.N.R.
K962861	Drill Core	L.N.R.	L.N.R.	L.N.R.	L.N.R.	L.N.R.	L.N.R.	L.N.R.	L.N.R.	L.N.R.	L.N.R.	L.N.R.	L.N.R.	L.N.R.	L.N.R.	L.N.R.	L.N.R.	L.N.R.	L.N.R.	L.N.R.
K962862	Drill Core	L.N.R.	L.N.R.	L.N.R.	L.N.R.	L.N.R.	L.N.R.	L.N.R.	L.N.R.	L.N.R.	L.N.R.	L.N.R.	L.N.R.	L.N.R.	L.N.R.	L.N.R.	L.N.R.	L.N.R.	L.N.R.	L.N.R.
K962863	Drill Core	L.N.R.	L.N.R.	L.N.R.	L.N.R.	L.N.R.	L.N.R.	L.N.R.	L.N.R.	L.N.R.	L.N.R.	L.N.R.	L.N.R.	L.N.R.	L.N.R.	L.N.R.	L.N.R.	L.N.R.	L.N.R.	L.N.R.
K962864	Drill Core	L.N.R.	L.N.R.	L.N.R.	L.N.R.	L.N.R.	L.N.R.	L.N.R.	L.N.R.	L.N.R.	L.N.R.	L.N.R.	L.N.R.	L.N.R.	L.N.R.	L.N.R.	L.N.R.	L.N.R.	L.N.R.	L.N.R.
K962865	Drill Core	L.N.R.	L.N.R.	L.N.R.	L.N.R.	L.N.R.	L.N.R.	L.N.R.	L.N.R.	L.N.R.	L.N.R.	L.N.R.	L.N.R.	L.N.R.	L.N.R.	L.N.R.	L.N.R.	L.N.R.	L.N.R.	L.N.R.
K962866	Drill Core	L.N.R.	L.N.R.	L.N.R.	L.N.R.	L.N.R.	L.N.R.	L.N.R.	L.N.R.	L.N.R.	L.N.R.	L.N.R.	L.N.R.	L.N.R.	L.N.R.	L.N.R.	L.N.R.	L.N.R.	L.N.R.	L.N.R.
K962867	Drill Core	L.N.R.	L.N.R.	L.N.R.	L.N.R.	L.N.R.	L.N.R.	L.N.R.	L.N.R.	L.N.R.	L.N.R.	L.N.R.	L.N.R.	L.N.R.	L.N.R.	L.N.R.	L.N.R.	L.N.R.	L.N.R.	L.N.R.
K962868	Drill Core	L.N.R.	L.N.R.	L.N.R.	L.N.R.	L.N.R.	L.N.R.	L.N.R.	L.N.R.	L.N.R.	L.N.R.	L.N.R.	L.N.R.	L.N.R.	L.N.R.	L.N.R.	L.N.R.	L.N.R.	L.N.R.	L.N.R.
K962869	Drill Core	<0.01	0.005	14	22	0.01	386	0.005	<20	0.26	0.005	0.20	0.2	7.50	0.4	0.2	0.16	1	14.5	0.2
K962870	Drill Core	<0.01	0.007	18	11	0.01	308	0.005	<20	0.24	0.003	0.16	0.3	12.74	0.5	0.3	0.10	<1	20.6	0.3
K962871	Drill Core	<0.01	0.009	11	24	<0.01	217	0.004	<20	0.17	0.002	0.11	0.3	13.31	0.6	0.2	0.09	<1	14.5	<0.2
K962872	Drill Core	<0.01	0.012	5	8	<0.01	160	0.003	<20	0.14	0.001	0.09	0.4	16.30	0.7	0.2	0.10	<1	16.4	<0.2
K962873	Rock Pulp	0.87	0.050	5	43	0.61	120	0.119	<20	1.26	0.081	0.10	9.3	0.19	3.6	<0.1	0.05	4	<0.5	<0.2
K962874	Drill Core	<0.01	0.041	12	29	<0.01	206	0.004	<20	0.21	0.003	0.15	0.7	5.35	1.3	0.4	0.14	2	18.0	0.3
K962875	Drill Core	<0.01	0.026	11	9	<0.01	215	0.004	<20	0.18	0.002	0.13	0.7	10.26	1.1	0.3	0.15	2	17.2	0.3
K962876	Drill Core	<0.01	0.008	16	13	<0.01	288	0.004	<20	0.22	0.003	0.14	0.2	6.88	0.6	0.1	0.10	1	6.8	<0.2
K962877	Drill Core	<0.01	0.007	7	8	0.01	338	0.003	<20	0.20	0.003	0.12	0.3	26.42	0.4	0.1	0.15	<1	12.4	<0.2
K962878	Drill Core	L.N.R.	L.N.R.	L.N.R.	L.N.R.	L.N.R.	L.N.R.	L.N.R.	L.N.R.	L.N.R.	L.N.R.	L.N.R.	L.N.R.	L.N.R.	L.N.R.	L.N.R.	L.N.R.	L.N.R.	L.N.R.	L.N.R.
K962879	Drill Core	L.N.R.	L.N.R.	L.N.R.	L.N.R.	L.N.R.	L.N.R.	L.N.R.	L.N.R.	L.N.R.	L.N.R.	L.N.R.	L.N.R.	L.N.R.	L.N.R.	L.N.R.	L.N.R.	L.N.R.	L.N.R.	L.N.R.
K962880	Drill Core	L.N.R.	L.N.R.	L.N.R.	L.N.R.	L.N.R.	L.N.R.	L.N.R.	L.N.R.	L.N.R.	L.N.R.	L.N.R.	L.N.R.	L.N.R.	L.N.R.	L.N.R.	L.N.R.	L.N.R.	L.N.R.	L.N.R.

This report supersedes all previous preliminary and final reports with this file number dated prior to the date on this certificate. Signature indicates final approval; preliminary reports are unsigned and should be used for reference only.

AcmeLabs Acme Analytical Laboratories (Vancouver) Ltd.
1020 Cordova St. East Vancouver BC V6A 4A3 Canada
Phone (604) 253-3158 Fax (604) 253-1716
www.acmelab.com

Client: **Golden Predator Canada Corp.**
11th Floor, 888 Dunsmuir Street
Vancouver BC V6C 3K4 Canada

Project: Harlan
Report Date: November 16, 2011

Page: 3 of 6 Part 1

CERTIFICATE OF ANALYSIS WHI11001549.2

	Method	**WGHT**	**G6**	**7TD**	**1DX**	**1DX**	**1DX**	**1DX**	**1DX**	**1DX**	**1DX**	**1DX**	**1DX**	**1DX**	**1DX**	**1DX**	**1DX**	**1DX**	**1DX**	**1DX**	**1DX**
	Analyte	**Wgt**	**Au**	**Ag**	**Mo**	**Cu**	**Pb**	**Zn**	**Ag**	**Ni**	**Co**	**Mn**	**Fe**	**As**	**Au**	**Th**	**Sr**	**Cd**	**Sb**	**Bi**	**V**
	Unit	**kg**	**ppm**	**gm/t**	**ppm**	**ppm**	**ppm**	**ppm**	**ppm**	**ppm**	**ppm**	**ppm**	**%**	**ppm**	**ppb**	**ppm**	**ppm**	**ppm**	**ppm**	**ppm**	**ppm**
	MDL	**0.01**	**0.005**	**2**	**0.1**	**0.1**	**0.1**	**1**	**0.1**	**0.1**	**0.1**	**1**	**0.01**	**0.5**	**0.5**	**0.1**	**1**	**0.1**	**0.1**	**0.1**	**2**
K962881	Drill Core	L.N.R.	L.N.R.	L.N.R.	L.N.R.	L.N.R.	L.N.R.	L.N.R.	L.N.R.	L.N.R.	L.N.R.	L.N.R.	L.N.R.	L.N.R.	L.N.R.	L.N.R.	L.N.R.	L.N.R.	L.N.R.	L.N.R.	L.N.R.
K962882	Drill Core	L.N.R.	L.N.R.	L.N.R.	L.N.R.	L.N.R.	L.N.R.	L.N.R.	L.N.R.	L.N.R.	L.N.R.	L.N.R.	L.N.R.	L.N.R.	L.N.R.	L.N.R.	L.N.R.	L.N.R.	L.N.R.	L.N.R.	L.N.R.
K962883	Drill Core	L.N.R.	L.N.R.	L.N.R.	L.N.R.	L.N.R.	L.N.R.	L.N.R.	L.N.R.	L.N.R.	L.N.R.	L.N.R.	L.N.R.	L.N.R.	L.N.R.	L.N.R.	L.N.R.	L.N.R.	L.N.R.	L.N.R.	L.N.R.
K962884	Drill Core	L.N.R.	L.N.R.	L.N.R.	L.N.R.	L.N.R.	L.N.R.	L.N.R.	L.N.R.	L.N.R.	L.N.R.	L.N.R.	L.N.R.	L.N.R.	L.N.R.	L.N.R.	L.N.R.	L.N.R.	L.N.R.	L.N.R.	L.N.R.
K962885	Drill Core	L.N.R.	L.N.R.	L.N.R.	L.N.R.	L.N.R.	L.N.R.	L.N.R.	L.N.R.	L.N.R.	L.N.R.	L.N.R.	L.N.R.	L.N.R.	L.N.R.	L.N.R.	L.N.R.	L.N.R.	L.N.R.	L.N.R.	L.N.R.
K962886	Drill Core	L.N.R.	L.N.R.	L.N.R.	L.N.R.	L.N.R.	L.N.R.	L.N.R.	L.N.R.	L.N.R.	L.N.R.	L.N.R.	L.N.R.	L.N.R.	L.N.R.	L.N.R.	L.N.R.	L.N.R.	L.N.R.	L.N.R.	L.N.R.
K962887	Drill Core	1.85	1.233	13	10.1	32.5	147.8	4	10.4	17.8	1.6	16	2.55	3074	405.5	3.5	8	0.1	108.5	7.0	49
K962888	Drill Core	6.73	0.651	7	4.2	27.6	41.3	4	5.2	20.0	1.7	28	2.11	999.7	100.5	2.2	5	0.2	51.7	4.0	52
K962889	Drill Core	7.67	0.328	3	6.3	162.0	42.2	7	3.2	46.0	3.0	23	4.89	2178	349.9	3.0	4	0.1	29.0	4.9	73
K962890	Drill Core	6.62	0.254	2	3.2	78.2	51.7	17	2.6	42.3	2.5	26	2.26	691.7	29.3	2.8	7	0.3	38.8	3.7	50
K962891	Drill Core	9.06	0.177	4	3.6	192.7	20.6	155	2.2	63.9	3.0	23	2.78	601.4	23.1	2.1	4	2.4	26.8	2.6	51
K962892	Drill Core	6.11	0.364	6	4.8	123.1	28.0	41	3.3	69.4	3.2	27	3.10	550.6	11.6	2.5	5	0.8	43.0	4.3	55
K962893	Drill Core	L.N.R.	L.N.R.	L.N.R.	L.N.R.	L.N.R.	L.N.R.	L.N.R.	L.N.R.	L.N.R.	L.N.R.	L.N.R.	L.N.R.	L.N.R.	L.N.R.	L.N.R.	L.N.R.	L.N.R.	L.N.R.	L.N.R.	L.N.R.
K962894	Drill Core	L.N.R.	L.N.R.	L.N.R.	L.N.R.	L.N.R.	L.N.R.	L.N.R.	L.N.R.	L.N.R.	L.N.R.	L.N.R.	L.N.R.	L.N.R.	L.N.R.	L.N.R.	L.N.R.	L.N.R.	L.N.R.	L.N.R.	L.N.R.
K962895	Drill Core	L.N.R.	L.N.R.	L.N.R.	L.N.R.	L.N.R.	L.N.R.	L.N.R.	L.N.R.	L.N.R.	L.N.R.	L.N.R.	L.N.R.	L.N.R.	L.N.R.	L.N.R.	L.N.R.	L.N.R.	L.N.R.	L.N.R.	L.N.R.
K962896	Drill Core	L.N.R.	L.N.R.	L.N.R.	L.N.R.	L.N.R.	L.N.R.	L.N.R.	L.N.R.	L.N.R.	L.N.R.	L.N.R.	L.N.R.	L.N.R.	L.N.R.	L.N.R.	L.N.R.	L.N.R.	L.N.R.	L.N.R.	L.N.R.
K962897	Drill Core	L.N.R.	L.N.R.	L.N.R.	L.N.R.	L.N.R.	L.N.R.	L.N.R.	L.N.R.	L.N.R.	L.N.R.	L.N.R.	L.N.R.	L.N.R.	L.N.R.	L.N.R.	L.N.R.	L.N.R.	L.N.R.	L.N.R.	L.N.R.
K962898	Drill Core	L.N.R.	L.N.R.	L.N.R.	L.N.R.	L.N.R.	L.N.R.	L.N.R.	L.N.R.	L.N.R.	L.N.R.	L.N.R.	L.N.R.	L.N.R.	L.N.R.	L.N.R.	L.N.R.	L.N.R.	L.N.R.	L.N.R.	L.N.R.
K962899	Drill Core	L.N.R.	L.N.R.	L.N.R.	L.N.R.	L.N.R.	L.N.R.	L.N.R.	L.N.R.	L.N.R.	L.N.R.	L.N.R.	L.N.R.	L.N.R.	L.N.R.	L.N.R.	L.N.R.	L.N.R.	L.N.R.	L.N.R.	L.N.R.
K962900	Drill Core	L.N.R.	L.N.R.	L.N.R.	L.N.R.	L.N.R.	L.N.R.	L.N.R.	L.N.R.	L.N.R.	L.N.R.	L.N.R.	L.N.R.	L.N.R.	L.N.R.	L.N.R.	L.N.R.	L.N.R.	L.N.R.	L.N.R.	L.N.R.
K962301	Drill Core	L.N.R.	L.N.R.	L.N.R.	L.N.R.	L.N.R.	L.N.R.	L.N.R.	L.N.R.	L.N.R.	L.N.R.	L.N.R.	L.N.R.	L.N.R.	L.N.R.	L.N.R.	L.N.R.	L.N.R.	L.N.R.	L.N.R.	L.N.R.
K962302	Drill Core	L.N.R.	L.N.R.	L.N.R.	L.N.R.	L.N.R.	L.N.R.	L.N.R.	L.N.R.	L.N.R.	L.N.R.	L.N.R.	L.N.R.	L.N.R.	L.N.R.	L.N.R.	L.N.R.	L.N.R.	L.N.R.	L.N.R.	L.N.R.
K962303	Drill Core	L.N.R.	L.N.R.	L.N.R.	L.N.R.	L.N.R.	L.N.R.	L.N.R.	L.N.R.	L.N.R.	L.N.R.	L.N.R.	L.N.R.	L.N.R.	L.N.R.	L.N.R.	L.N.R.	L.N.R.	L.N.R.	L.N.R.	L.N.R.
K962304	Drill Core	L.N.R.	L.N.R.	L.N.R.	L.N.R.	L.N.R.	L.N.R.	L.N.R.	L.N.R.	L.N.R.	L.N.R.	L.N.R.	L.N.R.	L.N.R.	L.N.R.	L.N.R.	L.N.R.	L.N.R.	L.N.R.	L.N.R.	L.N.R.
K962305	Drill Core	6.97	0.719	8	2.9	572.1	153.4	36	5.1	58.1	2.3	20	3.11	469.7	258.1	1.0	19	1.0	95.1	4.2	43
K962306	Drill Core	5.27	0.674	10	2.2	704.3	200.4	443	7.2	50.6	3.1	27	2.79	694.6	76.9	0.7	13	9.5	163.7	4.4	37
K962307	Drill Core	5.31	0.583	12	3.6	783.8	417.5	129	11.5	57.3	6.2	24	4.47	2007	76.1	1.2	26	4.2	352.3	29.6	39
K962308	Drill Core	8.31	0.824	8	4.6	443.8	205.4	336	6.5	89.7	7.0	40	4.01	1143	122.1	1.5	37	8.5	185.6	10.3	54
K962309	Drill Core	5.18	0.569	5	3.2	138.7	144.8	256	3.7	55.1	3.1	30	2.21	640.1	17.5	1.7	29	8.2	119.8	5.2	73
K962310	Drill Core	6.40	1.842	4	2.1	179.6	122.4	160	2.4	63.8	3.9	65	2.74	863.4	149.8	1.6	25	4.4	119.8	6.2	82

This report supersedes all previous preliminary and final reports with this file number dated prior to the date on this certificate. Signature indicates final approval; preliminary reports are unsigned and should be used for reference only.

AcmeLabs Acme Analytical Laboratories (Vancouver) Ltd.

1020 Cordova St. East Vancouver BC V6A 4A3 Canada
Phone (604) 253-3158 Fax (604) 253-1716

www.acmelab.com

Client: **Golden Predator Canada Corp.**
11th Floor, 888 Dunsmuir Street
Vancouver BC V6C 3K4 Canada

Project: Harlan
Report Date: November 16, 2011

CERTIFICATE OF ANALYSIS WHI11001549.2

	Method	1DX	1DX	1DX	1DX	1DX	1DX	1DX	1DX	1DX	1DX	1DX	1DX	1DX	1DX	1DX	1DX	1DX	1DX	1DX
	Analyte	Ca	P	La	Cr	Mg	Ba	Ti	B	Al	Na	K	W	Hg	Sc	Tl	S	Ga	Se	Te
	Unit	%	%	ppm	ppm	%	ppm	%	ppm	%	%	%	ppm	ppm	ppm	ppm	%	ppm	ppm	ppm
	MDL	0.01	0.001	1	1	0.01	1	0.001	20	0.01	0.001	0.01	0.1	0.01	0.1	0.1	0.05	1	0.5	0.2
K962881	Drill Core	L.N.R.	L.N.R.	L.N.R.	L.N.R.	L.N.R.	L.N.R.	L.N.R.	L.N.R.	L.N.R.	L.N.R.	L.N.R.	L.N.R.	L.N.R.	L.N.R.	L.N.R.	L.N.R.	L.N.R.	L.N.R.	L.N.R.
K962882	Drill Core	L.N.R.	L.N.R.	L.N.R.	L.N.R.	L.N.R.	L.N.R.	L.N.R.	L.N.R.	L.N.R.	L.N.R.	L.N.R.	L.N.R.	L.N.R.	L.N.R.	L.N.R.	L.N.R.	L.N.R.	L.N.R.	L.N.R.
K962883	Drill Core	L.N.R.	L.N.R.	L.N.R.	L.N.R.	L.N.R.	L.N.R.	L.N.R.	L.N.R.	L.N.R.	L.N.R.	L.N.R.	L.N.R.	L.N.R.	L.N.R.	L.N.R.	L.N.R.	L.N.R.	L.N.R.	L.N.R.
K962884	Drill Core	L.N.R.	L.N.R.	L.N.R.	L.N.R.	L.N.R.	L.N.R.	L.N.R.	L.N.R.	L.N.R.	L.N.R.	L.N.R.	L.N.R.	L.N.R.	L.N.R.	L.N.R.	L.N.R.	L.N.R.	L.N.R.	L.N.R.
K962885	Drill Core	L.N.R.	L.N.R.	L.N.R.	L.N.R.	L.N.R.	L.N.R.	L.N.R.	L.N.R.	L.N.R.	L.N.R.	L.N.R.	L.N.R.	L.N.R.	L.N.R.	L.N.R.	L.N.R.	L.N.R.	L.N.R.	L.N.R.
K962886	Drill Core	L.N.R.	L.N.R.	L.N.R.	L.N.R.	L.N.R.	L.N.R.	L.N.R.	L.N.R.	L.N.R.	L.N.R.	L.N.R.	L.N.R.	L.N.R.	L.N.R.	L.N.R.	L.N.R.	L.N.R.	L.N.R.	L.N.R.
K962887	Drill Core	<0.01	0.137	4	16	0.02	161	0.006	<20	0.23	0.002	0.20	0.3	19.51	4.9	0.4	2.00	2	41.4	0.6
K962888	Drill Core	<0.01	0.029	3	15	0.02	157	0.004	<20	0.24	0.003	0.16	0.2	11.33	1.6	0.2	1.90	1	24.9	0.3
K962889	Drill Core	0.01	0.078	2	19	0.04	32	0.004	<20	0.32	0.002	0.18	1.0	12.79	4.7	0.5	5.35	2	37.7	0.7
K962890	Drill Core	<0.01	0.068	5	15	0.02	108	0.004	<20	0.25	0.003	0.12	0.3	6.21	2.8	0.3	2.23	1	15.7	0.3
K962891	Drill Core	<0.01	0.006	4	27	0.02	91	0.003	<20	0.22	0.002	0.11	0.4	8.46	1.0	0.3	3.03	1	15.1	0.2
K962892	Drill Core	<0.01	0.008	3	13	0.02	90	0.003	<20	0.23	0.003	0.12	0.4	5.31	1.1	0.3	3.38	1	18.3	0.3
K962893	Drill Core	L.N.R.	L.N.R.	L.N.R.	L.N.R.	L.N.R.	L.N.R.	L.N.R.	L.N.R.	L.N.R.	L.N.R.	L.N.R.	L.N.R.	L.N.R.	L.N.R.	L.N.R.	L.N.R.	L.N.R.	L.N.R.	L.N.R.
K962894	Drill Core	L.N.R.	L.N.R.	L.N.R.	L.N.R.	L.N.R.	L.N.R.	L.N.R.	L.N.R.	L.N.R.	L.N.R.	L.N.R.	L.N.R.	L.N.R.	L.N.R.	L.N.R.	L.N.R.	L.N.R.	L.N.R.	L.N.R.
K962895	Drill Core	L.N.R.	L.N.R.	L.N.R.	L.N.R.	L.N.R.	L.N.R.	L.N.R.	L.N.R.	L.N.R.	L.N.R.	L.N.R.	L.N.R.	L.N.R.	L.N.R.	L.N.R.	L.N.R.	L.N.R.	L.N.R.	L.N.R.
K962896	Drill Core	L.N.R.	L.N.R.	L.N.R.	L.N.R.	L.N.R.	L.N.R.	L.N.R.	L.N.R.	L.N.R.	L.N.R.	L.N.R.	L.N.R.	L.N.R.	L.N.R.	L.N.R.	L.N.R.	L.N.R.	L.N.R.	L.N.R.
K962897	Drill Core	L.N.R.	L.N.R.	L.N.R.	L.N.R.	L.N.R.	L.N.R.	L.N.R.	L.N.R.	L.N.R.	L.N.R.	L.N.R.	L.N.R.	L.N.R.	L.N.R.	L.N.R.	L.N.R.	L.N.R.	L.N.R.	L.N.R.
K962898	Drill Core	L.N.R.	L.N.R.	L.N.R.	L.N.R.	L.N.R.	L.N.R.	L.N.R.	L.N.R.	L.N.R.	L.N.R.	L.N.R.	L.N.R.	L.N.R.	L.N.R.	L.N.R.	L.N.R.	L.N.R.	L.N.R.	L.N.R.
K962899	Drill Core	L.N.R.	L.N.R.	L.N.R.	L.N.R.	L.N.R.	L.N.R.	L.N.R.	L.N.R.	L.N.R.	L.N.R.	L.N.R.	L.N.R.	L.N.R.	L.N.R.	L.N.R.	L.N.R.	L.N.R.	L.N.R.	L.N.R.
K962900	Drill Core	L.N.R.	L.N.R.	L.N.R.	L.N.R.	L.N.R.	L.N.R.	L.N.R.	L.N.R.	L.N.R.	L.N.R.	L.N.R.	L.N.R.	L.N.R.	L.N.R.	L.N.R.	L.N.R.	L.N.R.	L.N.R.	L.N.R.
K962301	Drill Core	L.N.R.	L.N.R.	L.N.R.	L.N.R.	L.N.R.	L.N.R.	L.N.R.	L.N.R.	L.N.R.	L.N.R.	L.N.R.	L.N.R.	L.N.R.	L.N.R.	L.N.R.	L.N.R.	L.N.R.	L.N.R.	L.N.R.
K962302	Drill Core	L.N.R.	L.N.R.	L.N.R.	L.N.R.	L.N.R.	L.N.R.	L.N.R.	L.N.R.	L.N.R.	L.N.R.	L.N.R.	L.N.R.	L.N.R.	L.N.R.	L.N.R.	L.N.R.	L.N.R.	L.N.R.	L.N.R.
K962303	Drill Core	L.N.R.	L.N.R.	L.N.R.	L.N.R.	L.N.R.	L.N.R.	L.N.R.	L.N.R.	L.N.R.	L.N.R.	L.N.R.	L.N.R.	L.N.R.	L.N.R.	L.N.R.	L.N.R.	L.N.R.	L.N.R.	L.N.R.
K962304	Drill Core	L.N.R.	L.N.R.	L.N.R.	L.N.R.	L.N.R.	L.N.R.	L.N.R.	L.N.R.	L.N.R.	L.N.R.	L.N.R.	L.N.R.	L.N.R.	L.N.R.	L.N.R.	L.N.R.	L.N.R.	L.N.R.	L.N.R.
K962305	Drill Core	0.01	0.018	6	24	0.02	101	0.002	<20	0.24	0.002	0.11	0.2	6.39	1.0	0.5	3.47	3	19.2	<0.2
K962306	Drill Core	0.01	0.019	3	13	0.02	84	0.001	<20	0.19	<0.001	0.09	0.2	8.05	0.6	0.4	3.04	2	16.3	<0.2
K962307	Drill Core	0.05	0.054	5	26	0.02	94	0.002	<20	0.25	<0.001	0.10	0.3	7.18	0.9	0.5	5.10	3	39.6	0.6
K962308	Drill Core	0.34	0.251	4	33	0.03	50	0.004	<20	0.54	0.002	0.19	0.4	6.35	1.3	0.6	4.53	3	26.0	0.3
K962309	Drill Core	0.44	0.301	4	37	0.03	145	0.004	<20	0.46	0.002	0.16	0.4	6.87	1.0	0.3	2.38	2	17.5	<0.2
K962310	Drill Core	0.54	0.299	4	22	0.03	134	0.005	20	0.47	0.003	0.18	0.2	5.75	0.8	0.5	2.89	2	21.2	0.2

This report supersedes all previous preliminary and final reports with this file number dated prior to the date on this certificate. Signature indicates final approval; preliminary reports are unsigned and should be used for reference only.

Client: **Golden Predator Canada Corp.**
11th Floor, 888 Dunsmuir Street
Vancouver BC V6C 3K4 Canada

Project: Harlan
Report Date: November 16, 2011

CERTIFICATE OF ANALYSIS WHI11001549.2

	Method	WGHT	G6	7TD	1DX	1DX	1DX	1DX	1DX	1DX	1DX	1DX	1DX	1DX	1DX	1DX	1DX	1DX	1DX	1DX	1DX
	Analyte	Wgt	Au	Ag	Mo	Cu	Pb	Zn	Ag	Ni	Co	Mn	Fe	As	Au	Th	Sr	Cd	Sb	Bi	V
	Unit	kg	ppm	gm/t	ppm	ppm	ppm	ppm	ppm	ppm	ppm	ppm	%	ppm	ppb	ppm	ppm	ppm	ppm	ppm	ppm
	MDL	0.01	0.005	2	0.1	0.1	0.1	1	0.1	0.1	0.1	1	0.01	0.5	0.5	0.1	1	0.1	0.1	0.1	2
K962311	Drill Core	7.64	0.053	3	2.2	262.5	10.0	222	1.5	77.1	8.4	355	9.01	866.1	8.9	1.3	23	1.6	13.8	4.5	127
K962312	Drill Core	7.07	0.045	4	2.3	313.9	6.2	123	0.7	60.2	3.8	115	1.95	484.1	<0.5	1.4	25	2.8	19.2	1.0	85
K962313	Rock Pulp	0.15	0.866	<2	6.1	41.9	5.5	45	0.6	31.0	9.1	420	2.53	8.6	734.6	1.1	41	0.3	1.0	<0.1	61
K962314	Drill Core	8.01	0.115	<2	3.2	67.7	14.8	111	1.5	60.9	3.3	117	1.82	244.1	<0.5	1.3	26	1.8	27.9	1.5	73
K962315	Drill Core	7.38	5.040	3	2.6	96.3	66.1	227	4.0	47.7	2.9	31	2.75	984.1	557.0	1.2	29	7.9	119.4	6.0	57
K962316	Drill Core	4.35	3.736	2	3.3	69.4	33.1	241	3.0	53.4	2.5	23	2.32	738.5	202.1	1.3	35	6.4	77.6	3.8	57
K962317	Drill Core	L.N.R.	L.N.R.	L.N.R.	L.N.R.	L.N.R.	L.N.R.	L.N.R.	L.N.R.	L.N.R.	L.N.R.	L.N.R.	L.N.R.	L.N.R.	L.N.R.	L.N.R.	L.N.R.	L.N.R.	L.N.R.	L.N.R.	L.N.R.
K962318	Drill Core	L.N.R.	L.N.R.	L.N.R.	L.N.R.	L.N.R.	L.N.R.	L.N.R.	L.N.R.	L.N.R.	L.N.R.	L.N.R.	L.N.R.	L.N.R.	L.N.R.	L.N.R.	L.N.R.	L.N.R.	L.N.R.	L.N.R.	L.N.R.
K962319	Drill Core	L.N.R.	L.N.R.	L.N.R.	L.N.R.	L.N.R.	L.N.R.	L.N.R.	L.N.R.	L.N.R.	L.N.R.	L.N.R.	L.N.R.	L.N.R.	L.N.R.	L.N.R.	L.N.R.	L.N.R.	L.N.R.	L.N.R.	L.N.R.
K962320	Drill Core	L.N.R.	L.N.R.	L.N.R.	L.N.R.	L.N.R.	L.N.R.	L.N.R.	L.N.R.	L.N.R.	L.N.R.	L.N.R.	L.N.R.	L.N.R.	L.N.R.	L.N.R.	L.N.R.	L.N.R.	L.N.R.	L.N.R.	L.N.R.
K962321	Drill Core	L.N.R.	L.N.R.	L.N.R.	L.N.R.	L.N.R.	L.N.R.	L.N.R.	L.N.R.	L.N.R.	L.N.R.	L.N.R.	L.N.R.	L.N.R.	L.N.R.	L.N.R.	L.N.R.	L.N.R.	L.N.R.	L.N.R.	L.N.R.
K962322	Drill Core	L.N.R.	L.N.R.	L.N.R.	L.N.R.	L.N.R.	L.N.R.	L.N.R.	L.N.R.	L.N.R.	L.N.R.	L.N.R.	L.N.R.	L.N.R.	L.N.R.	L.N.R.	L.N.R.	L.N.R.	L.N.R.	L.N.R.	L.N.R.
K962323	Drill Core	6.17	0.206	<2	9.6	241.8	15.9	179	2.8	161.5	9.3	201	5.75	1484	10.6	2.4	25	2.8	43.6	3.5	79
K962324	Drill Core	4.46	0.079	<2	8.1	93.0	9.0	476	1.9	69.4	4.0	39	1.69	454.3	33.6	2.5	38	5.1	17.5	0.6	68
K962325	Drill Core	2.80	0.065	<2	10.9	106.5	7.3	899	1.8	72.8	4.4	39	1.81	557.3	33.4	2.7	35	9.7	15.9	0.6	78
K962326	Drill Core	L.N.R.	L.N.R.	L.N.R.	L.N.R.	L.N.R.	L.N.R.	L.N.R.	L.N.R.	L.N.R.	L.N.R.	L.N.R.	L.N.R.	L.N.R.	L.N.R.	L.N.R.	L.N.R.	L.N.R.	L.N.R.	L.N.R.	L.N.R.
K962327	Drill Core	L.N.R.	L.N.R.	L.N.R.	L.N.R.	L.N.R.	L.N.R.	L.N.R.	L.N.R.	L.N.R.	L.N.R.	L.N.R.	L.N.R.	L.N.R.	L.N.R.	L.N.R.	L.N.R.	L.N.R.	L.N.R.	L.N.R.	L.N.R.
K962328	Drill Core	L.N.R.	L.N.R.	L.N.R.	L.N.R.	L.N.R.	L.N.R.	L.N.R.	L.N.R.	L.N.R.	L.N.R.	L.N.R.	L.N.R.	L.N.R.	L.N.R.	L.N.R.	L.N.R.	L.N.R.	L.N.R.	L.N.R.	L.N.R.
K962329	Drill Core	6.31	0.033	<2	1.5	76.0	5.8	354	2.1	44.8	2.8	46	0.88	119.0	0.7	1.0	12	4.6	13.4	0.5	30
K962330	Drill Core	5.93	0.099	<2	5.5	76.3	11.7	257	2.1	95.1	5.3	104	1.68	336.5	9.3	1.9	14	4.8	21.2	1.2	47
K962331	Drill Core	3.40	0.018	<2	5.7	303.5	11.8	57	1.3	76.1	8.5	319	9.45	664.6	9.5	0.9	15	0.8	14.7	2.3	27
K962332	Drill Core	L.N.R.	L.N.R.	L.N.R.	L.N.R.	L.N.R.	L.N.R.	L.N.R.	L.N.R.	L.N.R.	L.N.R.	L.N.R.	L.N.R.	L.N.R.	L.N.R.	L.N.R.	L.N.R.	L.N.R.	L.N.R.	L.N.R.	L.N.R.
K962333	Drill Core	L.N.R.	L.N.R.	L.N.R.	L.N.R.	L.N.R.	L.N.R.	L.N.R.	L.N.R.	L.N.R.	L.N.R.	L.N.R.	L.N.R.	L.N.R.	L.N.R.	L.N.R.	L.N.R.	L.N.R.	L.N.R.	L.N.R.	L.N.R.
K962334	Drill Core	L.N.R.	L.N.R.	L.N.R.	L.N.R.	L.N.R.	L.N.R.	L.N.R.	L.N.R.	L.N.R.	L.N.R.	L.N.R.	L.N.R.	L.N.R.	L.N.R.	L.N.R.	L.N.R.	L.N.R.	L.N.R.	L.N.R.	L.N.R.
K962335	Drill Core	L.N.R.	L.N.R.	L.N.R.	L.N.R.	L.N.R.	L.N.R.	L.N.R.	L.N.R.	L.N.R.	L.N.R.	L.N.R.	L.N.R.	L.N.R.	L.N.R.	L.N.R.	L.N.R.	L.N.R.	L.N.R.	L.N.R.	L.N.R.
K962336	Drill Core	L.N.R.	L.N.R.	L.N.R.	L.N.R.	L.N.R.	L.N.R.	L.N.R.	L.N.R.	L.N.R.	L.N.R.	L.N.R.	L.N.R.	L.N.R.	L.N.R.	L.N.R.	L.N.R.	L.N.R.	L.N.R.	L.N.R.	L.N.R.
K962337	Drill Core	L.N.R.	L.N.R.	L.N.R.	L.N.R.	L.N.R.	L.N.R.	L.N.R.	L.N.R.	L.N.R.	L.N.R.	L.N.R.	L.N.R.	L.N.R.	L.N.R.	L.N.R.	L.N.R.	L.N.R.	L.N.R.	L.N.R.	L.N.R.
K962338	Drill Core	L.N.R.	L.N.R.	L.N.R.	L.N.R.	L.N.R.	L.N.R.	L.N.R.	L.N.R.	L.N.R.	L.N.R.	L.N.R.	L.N.R.	L.N.R.	L.N.R.	L.N.R.	L.N.R.	L.N.R.	L.N.R.	L.N.R.	L.N.R.
K962339	Drill Core	L.N.R.	L.N.R.	L.N.R.	L.N.R.	L.N.R.	L.N.R.	L.N.R.	L.N.R.	L.N.R.	L.N.R.	L.N.R.	L.N.R.	L.N.R.	L.N.R.	L.N.R.	L.N.R.	L.N.R.	L.N.R.	L.N.R.	L.N.R.
K962340	Drill Core	L.N.R.	L.N.R.	L.N.R.	L.N.R.	L.N.R.	L.N.R.	L.N.R.	L.N.R.	L.N.R.	L.N.R.	L.N.R.	L.N.R.	L.N.R.	L.N.R.	L.N.R.	L.N.R.	L.N.R.	L.N.R.	L.N.R.	L.N.R.

This report supersedes all previous preliminary and final reports with this file number dated prior to the date on this certificate. Signature indicates final approval; preliminary reports are unsigned and should be used for reference only.

AcmeLabs Acme Analytical Laboratories (Vancouver) Ltd.
1020 Cordova St. East Vancouver BC V6A 4A3 Canada
Phone (604) 253-3158 Fax (604) 253-1716

www.acmelab.com

Client: **Golden Predator Canada Corp.**
11th Floor, 888 Dunsmuir Street
Vancouver BC V6C 3K4 Canada

Project: Harlan
Report Date: November 16, 2011

Page: 4 of 6 Part 2

CERTIFICATE OF ANALYSIS WHI11001549.2

	Method	1DX	1DX	1DX	1DX	1DX	1DX	1DX	1DX	1DX	1DX	1DX	1DX	1DX	1DX	1DX	1DX	1DX	1DX	1DX
	Analyte	Ca	P	La	Cr	Mg	Ba	Ti	B	Al	Na	K	W	Hg	Sc	Tl	S	Ga	Se	Te
	Unit	%	%	ppm	ppm	%	ppm	%	ppm	%	%	%	ppm	ppm	ppm	ppm	%	ppm	ppm	ppm
	MDL	0.01	0.001	1	1	0.01	1	0.001	20	0.01	0.001	0.01	0.1	0.01	0.1	0.1	0.05	1	0.5	0.2
K962311	Drill Core	0.64	0.261	5	42	0.19	35	0.003	<20	0.41	0.003	0.16	0.2	0.77	2.7	0.2	7.61	2	42.5	0.6
K962312	Drill Core	0.57	0.269	5	23	0.03	184	0.004	<20	0.41	0.004	0.16	0.2	1.39	0.8	0.2	1.86	1	10.4	<0.2
K962313	Rock Pulp	0.88	0.049	5	41	0.59	106	0.114	<20	1.25	0.081	0.10	8.2	0.18	3.5	<0.1	0.05	4	<0.5	<0.2
K962314	Drill Core	0.56	0.245	5	38	0.03	162	0.004	<20	0.37	0.003	0.16	0.2	2.60	0.6	0.1	1.78	1	10.9	<0.2
K962315	Drill Core	0.39	0.214	3	16	0.02	125	0.004	<20	0.33	0.002	0.12	0.3	6.28	0.6	0.8	2.96	1	18.4	0.2
K962316	Drill Core	0.41	0.213	2	31	0.02	118	0.003	<20	0.33	<0.001	0.12	0.3	4.98	0.5	0.6	2.54	<1	17.3	<0.2
K962317	Drill Core	L.N.R.	L.N.R.	L.N.R.	L.N.R.	L.N.R.	L.N.R.	L.N.R.	L.N.R.	L.N.R.	L.N.R.	L.N.R.	L.N.R.	L.N.R.	L.N.R.	L.N.R.	L.N.R.	L.N.R.	L.N.R.	L.N.R.
K962318	Drill Core	L.N.R.	L.N.R.	L.N.R.	L.N.R.	L.N.R.	L.N.R.	L.N.R.	L.N.R.	L.N.R.	L.N.R.	L.N.R.	L.N.R.	L.N.R.	L.N.R.	L.N.R.	L.N.R.	L.N.R.	L.N.R.	L.N.R.
K962319	Drill Core	L.N.R.	L.N.R.	L.N.R.	L.N.R.	L.N.R.	L.N.R.	L.N.R.	L.N.R.	L.N.R.	L.N.R.	L.N.R.	L.N.R.	L.N.R.	L.N.R.	L.N.R.	L.N.R.	L.N.R.	L.N.R.	L.N.R.
K962320	Drill Core	L.N.R.	L.N.R.	L.N.R.	L.N.R.	L.N.R.	L.N.R.	L.N.R.	L.N.R.	L.N.R.	L.N.R.	L.N.R.	L.N.R.	L.N.R.	L.N.R.	L.N.R.	L.N.R.	L.N.R.	L.N.R.	L.N.R.
K962321	Drill Core	L.N.R.	L.N.R.	L.N.R.	L.N.R.	L.N.R.	L.N.R.	L.N.R.	L.N.R.	L.N.R.	L.N.R.	L.N.R.	L.N.R.	L.N.R.	L.N.R.	L.N.R.	L.N.R.	L.N.R.	L.N.R.	L.N.R.
K962322	Drill Core	L.N.R.	L.N.R.	L.N.R.	L.N.R.	L.N.R.	L.N.R.	L.N.R.	L.N.R.	L.N.R.	L.N.R.	L.N.R.	L.N.R.	L.N.R.	L.N.R.	L.N.R.	L.N.R.	L.N.R.	L.N.R.	L.N.R.
K962323	Drill Core	0.28	0.121	5	18	0.05	51	0.005	<20	0.37	0.004	0.16	0.7	3.47	1.1	0.3	5.70	1	33.3	0.4
K962324	Drill Core	0.28	0.121	9	26	0.02	146	0.005	<20	0.32	0.004	0.15	0.4	5.69	1.0	0.3	1.79	1	11.0	<0.2
K962325	Drill Core	0.28	0.123	10	13	0.02	140	0.005	<20	0.35	0.005	0.17	0.5	11.81	1.0	0.3	1.89	2	10.3	0.2
K962326	Drill Core	L.N.R.	L.N.R.	L.N.R.	L.N.R.	L.N.R.	L.N.R.	L.N.R.	L.N.R.	L.N.R.	L.N.R.	L.N.R.	L.N.R.	L.N.R.	L.N.R.	L.N.R.	L.N.R.	L.N.R.	L.N.R.	L.N.R.
K962327	Drill Core	L.N.R.	L.N.R.	L.N.R.	L.N.R.	L.N.R.	L.N.R.	L.N.R.	L.N.R.	L.N.R.	L.N.R.	L.N.R.	L.N.R.	L.N.R.	L.N.R.	L.N.R.	L.N.R.	L.N.R.	L.N.R.	L.N.R.
K962328	Drill Core	L.N.R.	L.N.R.	L.N.R.	L.N.R.	L.N.R.	L.N.R.	L.N.R.	L.N.R.	L.N.R.	L.N.R.	L.N.R.	L.N.R.	L.N.R.	L.N.R.	L.N.R.	L.N.R.	L.N.R.	L.N.R.	L.N.R.
K962329	Drill Core	0.08	0.040	4	49	<0.01	229	0.002	<20	0.14	0.001	0.06	0.1	3.40	0.4	<0.1	0.81	<1	8.2	<0.2
K962330	Drill Core	0.09	0.041	5	11	0.03	151	0.002	<20	0.25	0.002	0.11	0.3	3.23	0.7	0.1	1.58	<1	10.4	<0.2
K962331	Drill Core	0.36	0.039	1	20	0.60	35	0.001	<20	0.17	0.002	0.08	0.2	0.67	3.0	0.2	6.64	1	30.7	0.4
K962332	Drill Core	L.N.R.	L.N.R.	L.N.R.	L.N.R.	L.N.R.	L.N.R.	L.N.R.	L.N.R.	L.N.R.	L.N.R.	L.N.R.	L.N.R.	L.N.R.	L.N.R.	L.N.R.	L.N.R.	L.N.R.	L.N.R.	L.N.R.
K962333	Drill Core	L.N.R.	L.N.R.	L.N.R.	L.N.R.	L.N.R.	L.N.R.	L.N.R.	L.N.R.	L.N.R.	L.N.R.	L.N.R.	L.N.R.	L.N.R.	L.N.R.	L.N.R.	L.N.R.	L.N.R.	L.N.R.	L.N.R.
K962334	Drill Core	L.N.R.	L.N.R.	L.N.R.	L.N.R.	L.N.R.	L.N.R.	L.N.R.	L.N.R.	L.N.R.	L.N.R.	L.N.R.	L.N.R.	L.N.R.	L.N.R.	L.N.R.	L.N.R.	L.N.R.	L.N.R.	L.N.R.
K962335	Drill Core	L.N.R.	L.N.R.	L.N.R.	L.N.R.	L.N.R.	L.N.R.	L.N.R.	L.N.R.	L.N.R.	L.N.R.	L.N.R.	L.N.R.	L.N.R.	L.N.R.	L.N.R.	L.N.R.	L.N.R.	L.N.R.	L.N.R.
K962336	Drill Core	L.N.R.	L.N.R.	L.N.R.	L.N.R.	L.N.R.	L.N.R.	L.N.R.	L.N.R.	L.N.R.	L.N.R.	L.N.R.	L.N.R.	L.N.R.	L.N.R.	L.N.R.	L.N.R.	L.N.R.	L.N.R.	L.N.R.
K962337	Drill Core	L.N.R.	L.N.R.	L.N.R.	L.N.R.	L.N.R.	L.N.R.	L.N.R.	L.N.R.	L.N.R.	L.N.R.	L.N.R.	L.N.R.	L.N.R.	L.N.R.	L.N.R.	L.N.R.	L.N.R.	L.N.R.	L.N.R.
K962338	Drill Core	L.N.R.	L.N.R.	L.N.R.	L.N.R.	L.N.R.	L.N.R.	L.N.R.	L.N.R.	L.N.R.	L.N.R.	L.N.R.	L.N.R.	L.N.R.	L.N.R.	L.N.R.	L.N.R.	L.N.R.	L.N.R.	L.N.R.
K962339	Drill Core	L.N.R.	L.N.R.	L.N.R.	L.N.R.	L.N.R.	L.N.R.	L.N.R.	L.N.R.	L.N.R.	L.N.R.	L.N.R.	L.N.R.	L.N.R.	L.N.R.	L.N.R.	L.N.R.	L.N.R.	L.N.R.	L.N.R.
K962340	Drill Core	L.N.R.	L.N.R.	L.N.R.	L.N.R.	L.N.R.	L.N.R.	L.N.R.	L.N.R.	L.N.R.	L.N.R.	L.N.R.	L.N.R.	L.N.R.	L.N.R.	L.N.R.	L.N.R.	L.N.R.	L.N.R.	L.N.R.

This report supersedes all previous preliminary and final reports with this file number dated prior to the date on this certificate. Signature indicates final approval; preliminary reports are unsigned and should be used for reference only.

AcmeLabs Acme Analytical Laboratories (Vancouver) Ltd.
1020 Cordova St. East Vancouver BC V6A 4A3 Canada
Phone (604) 253-3158 Fax (604) 253-1716

www.acmelab.com

Client: **Golden Predator Canada Corp.**
11th Floor, 888 Dunsmuir Street
Vancouver BC V6C 3K4 Canada

Project: Harlan
Report Date: November 16, 2011

Page: 5 of 6 Part 1

CERTIFICATE OF ANALYSIS WHI11001549.2

	Method	WGHT	G6	7TD	1DX	1DX	1DX	1DX	1DX	1DX	1DX	1DX	1DX	1DX	1DX	1DX	1DX	1DX	1DX	1DX	1DX
	Analyte	Wgt	Au	Ag	Mo	Cu	Pb	Zn	Ag	Ni	Co	Mn	Fe	As	Au	Th	Sr	Cd	Sb	Bi	V
	Unit	kg	ppm	gm/t	ppm	ppm	ppm	ppm	ppm	ppm	ppm	ppm	%	ppm	ppb	ppm	ppm	ppm	ppm	ppm	ppm
	MDL	0.01	0.005	2	0.1	0.1	0.1	1	0.1	0.1	0.1	1	0.01	0.5	0.5	0.1	1	0.1	0.1	0.1	2
K962341	Drill Core	L.N.R.	L.N.R.	L.N.R.	L.N.R.	L.N.R.	L.N.R.	L.N.R.	L.N.R.	L.N.R.	L.N.R.	L.N.R.	L.N.R.	L.N.R.	L.N.R.	L.N.R.	L.N.R.	L.N.R.	L.N.R.	L.N.R.	L.N.R.
K962342	Drill Core	L.N.R.	L.N.R.	L.N.R.	L.N.R.	L.N.R.	L.N.R.	L.N.R.	L.N.R.	L.N.R.	L.N.R.	L.N.R.	L.N.R.	L.N.R.	L.N.R.	L.N.R.	L.N.R.	L.N.R.	L.N.R.	L.N.R.	L.N.R.
K962343	Drill Core	L.N.R.	L.N.R.	L.N.R.	L.N.R.	L.N.R.	L.N.R.	L.N.R.	L.N.R.	L.N.R.	L.N.R.	L.N.R.	L.N.R.	L.N.R.	L.N.R.	L.N.R.	L.N.R.	L.N.R.	L.N.R.	L.N.R.	L.N.R.
K962344	Drill Core	6.85	0.097	<2	1.0	68.4	3.6	108	0.9	52.3	4.9	236	1.73	699.4	80.5	0.8	7	1.4	9.4	0.4	13
K962345	Drill Core	5.70	0.094	<2	2.9	132.8	6.1	166	0.9	111.5	7.2	329	3.54	1313	80.1	1.4	14	1.8	11.1	0.9	44
K962346	Drill Core	4.71	0.060	<2	4.4	96.6	6.9	255	1.2	82.4	6.8	223	1.93	617.6	55.9	2.3	15	3.2	15.2	1.0	32
K962347	Drill Core	L.N.R.	L.N.R.	L.N.R.	L.N.R.	L.N.R.	L.N.R.	L.N.R.	L.N.R.	L.N.R.	L.N.R.	L.N.R.	L.N.R.	L.N.R.	L.N.R.	L.N.R.	L.N.R.	L.N.R.	L.N.R.	L.N.R.	L.N.R.
K962348	Drill Core	L.N.R.	L.N.R.	L.N.R.	L.N.R.	L.N.R.	L.N.R.	L.N.R.	L.N.R.	L.N.R.	L.N.R.	L.N.R.	L.N.R.	L.N.R.	L.N.R.	L.N.R.	L.N.R.	L.N.R.	L.N.R.	L.N.R.	L.N.R.
K962349	Drill Core	L.N.R.	L.N.R.	L.N.R.	L.N.R.	L.N.R.	L.N.R.	L.N.R.	L.N.R.	L.N.R.	L.N.R.	L.N.R.	L.N.R.	L.N.R.	L.N.R.	L.N.R.	L.N.R.	L.N.R.	L.N.R.	L.N.R.	L.N.R.
K962350	Drill Core	5.46	0.102	<2	4.0	54.1	6.2	58	0.7	47.1	4.7	177	1.23	450.3	96.3	2.4	16	0.5	7.2	0.5	17
K962351	Rock Pulp	0.15	3.801	<2	23.3	74.8	18.4	134	1.5	73.8	7.5	344	2.68	676.8	18.5	1.7	34	1.9	9.2	4.6	58
K962352	Drill Core	4.83	0.045	<2	6.8	52.7	3.4	49	0.5	52.6	3.7	152	1.11	239.7	35.1	1.7	19	0.4	4.5	0.4	16
K962353	Drill Core	4.49	0.029	<2	4.2	253.7	7.9	45	1.1	57.6	8.5	214	5.09	409.9	44.9	1.2	34	0.3	8.8	0.9	35
K962354	Drill Core	5.42	0.020	<2	1.7	45.0	4.5	38	0.4	45.3	4.3	96	0.95	249.2	15.2	1.2	9	0.3	2.9	0.4	13
K962355	Drill Core	5.15	0.015	<2	1.3	39.8	3.6	57	0.5	31.1	4.0	170	1.25	124.1	12.6	1.0	46	0.9	3.6	0.4	23
K962356	Drill Core	7.26	0.018	<2	3.0	85.3	7.1	88	0.6	42.7	5.8	176	2.00	427.1	14.4	4.5	34	0.6	5.1	0.8	32
K962357	Drill Core	7.83	0.065	3	1.0	48.1	17.1	46	2.9	46.9	4.7	118	1.10	473.6	21.3	1.0	21	1.8	14.4	0.7	13
K962358	Drill Core	6.50	0.031	3	0.9	57.2	9.7	15	3.2	39.8	3.1	21	1.01	152.2	8.1	1.0	12	2.4	12.7	0.6	11
K962359	Drill Core	L.N.R.	L.N.R.	L.N.R.	L.N.R.	L.N.R.	L.N.R.	L.N.R.	L.N.R.	L.N.R.	L.N.R.	L.N.R.	L.N.R.	L.N.R.	L.N.R.	L.N.R.	L.N.R.	L.N.R.	L.N.R.	L.N.R.	L.N.R.
K962360	Drill Core	L.N.R.	L.N.R.	L.N.R.	L.N.R.	L.N.R.	L.N.R.	L.N.R.	L.N.R.	L.N.R.	L.N.R.	L.N.R.	L.N.R.	L.N.R.	L.N.R.	L.N.R.	L.N.R.	L.N.R.	L.N.R.	L.N.R.	L.N.R.
K962361	Drill Core	L.N.R.	L.N.R.	L.N.R.	L.N.R.	L.N.R.	L.N.R.	L.N.R.	L.N.R.	L.N.R.	L.N.R.	L.N.R.	L.N.R.	L.N.R.	L.N.R.	L.N.R.	L.N.R.	L.N.R.	L.N.R.	L.N.R.	L.N.R.
K962362	Drill Core	L.N.R.	L.N.R.	L.N.R.	L.N.R.	L.N.R.	L.N.R.	L.N.R.	L.N.R.	L.N.R.	L.N.R.	L.N.R.	L.N.R.	L.N.R.	L.N.R.	L.N.R.	L.N.R.	L.N.R.	L.N.R.	L.N.R.	L.N.R.
K962363	Drill Core	L.N.R.	L.N.R.	L.N.R.	L.N.R.	L.N.R.	L.N.R.	L.N.R.	L.N.R.	L.N.R.	L.N.R.	L.N.R.	L.N.R.	L.N.R.	L.N.R.	L.N.R.	L.N.R.	L.N.R.	L.N.R.	L.N.R.	L.N.R.
K962364	Drill Core	L.N.R.	L.N.R.	L.N.R.	L.N.R.	L.N.R.	L.N.R.	L.N.R.	L.N.R.	L.N.R.	L.N.R.	L.N.R.	L.N.R.	L.N.R.	L.N.R.	L.N.R.	L.N.R.	L.N.R.	L.N.R.	L.N.R.	L.N.R.
K962365	Drill Core	6.46	0.022	<2	5.1	65.9	9.8	86	1.4	58.9	6.1	119	1.54	225.1	13.1	1.2	6	1.5	8.1	0.6	12
K962366	Drill Core	4.24	0.020	<2	2.2	45.4	8.3	73	0.9	48.4	4.5	223	1.17	286.1	13.4	1.1	9	0.7	4.5	0.4	15
K962367	Drill Core	4.12	0.150	2	5.2	221.0	14.3	86	2.0	70.0	12.7	275	5.12	1342	115.6	1.3	29	0.7	14.9	2.7	38
K962368	Drill Core	L.N.R.	L.N.R.	L.N.R.	L.N.R.	L.N.R.	L.N.R.	L.N.R.	L.N.R.	L.N.R.	L.N.R.	L.N.R.	L.N.R.	L.N.R.	L.N.R.	L.N.R.	L.N.R.	L.N.R.	L.N.R.	L.N.R.	L.N.R.
K962369	Drill Core	L.N.R.	L.N.R.	L.N.R.	L.N.R.	L.N.R.	L.N.R.	L.N.R.	L.N.R.	L.N.R.	L.N.R.	L.N.R.	L.N.R.	L.N.R.	L.N.R.	L.N.R.	L.N.R.	L.N.R.	L.N.R.	L.N.R.	L.N.R.
K962370	Drill Core	L.N.R.	L.N.R.	L.N.R.	L.N.R.	L.N.R.	L.N.R.	L.N.R.	L.N.R.	L.N.R.	L.N.R.	L.N.R.	L.N.R.	L.N.R.	L.N.R.	L.N.R.	L.N.R.	L.N.R.	L.N.R.	L.N.R.	L.N.R.

This report supersedes all previous preliminary and final reports with this file number dated prior to the date on this certificate. Signature indicates final approval; preliminary reports are unsigned and should be used for reference only.

AcmeLabs Acme Analytical Laboratories (Vancouver) Ltd.

1020 Cordova St. East Vancouver BC V6A 4A3 Canada
Phone (604) 253-3158 Fax (604) 253-1716

www.acmelab.com

Client: **Golden Predator Canada Corp.**
11th Floor, 888 Dunsmuir Street
Vancouver BC V6C 3K4 Canada

Project: Harlan
Report Date: November 16, 2011

Page: 5 of 6 Part 2

CERTIFICATE OF ANALYSIS WHI11001549.2

Method		**1DX**	**1DX**	**1DX**	**1DX**	**1DX**	**1DX**	**1DX**	**1DX**	**1DX**	**1DX**	**1DX**	**1DX**	**1DX**	**1DX**	**1DX**	**1DX**	**1DX**	**1DX**	**1DX**
Analyte		**Ca**	**P**	**La**	**Cr**	**Mg**	**Ba**	**Ti**	**B**	**Al**	**Na**	**K**	**W**	**Hg**	**Sc**	**Tl**	**S**	**Ga**	**Se**	**Te**
Unit		**%**	**%**	**ppm**	**ppm**	**%**	**ppm**	**%**	**ppm**	**%**	**%**	**%**	**ppm**	**ppm**	**ppm**	**ppm**	**%**	**ppm**	**ppm**	**ppm**
MDL		**0.01**	**0.001**	**1**	**1**	**0.01**	**1**	**0.001**	**20**	**0.01**	**0.001**	**0.01**	**0.1**	**0.01**	**0.1**	**0.1**	**0.05**	**1**	**0.5**	**0.2**
K962341	Drill Core	L.N.R.	L.N.R.	L.N.R.	L.N.R.	L.N.R.	L.N.R.	L.N.R.	L.N.R.	L.N.R.	L.N.R.	L.N.R.	L.N.R.	L.N.R.	L.N.R.	L.N.R.	L.N.R.	L.N.R.	L.N.R.	L.N.R.
K962342	Drill Core	L.N.R.	L.N.R.	L.N.R.	L.N.R.	L.N.R.	L.N.R.	L.N.R.	L.N.R.	L.N.R.	L.N.R.	L.N.R.	L.N.R.	L.N.R.	L.N.R.	L.N.R.	L.N.R.	L.N.R.	L.N.R.	L.N.R.
K962343	Drill Core	L.N.R.	L.N.R.	L.N.R.	L.N.R.	L.N.R.	L.N.R.	L.N.R.	L.N.R.	L.N.R.	L.N.R.	L.N.R.	L.N.R.	L.N.R.	L.N.R.	L.N.R.	L.N.R.	L.N.R.	L.N.R.	L.N.R.
K962344	Drill Core	0.07	0.019	2	<1	0.02	81	<0.001	<20	0.18	0.004	0.06	0.1	3.52	0.6	0.1	1.35	<1	8.4	<0.2
K962345	Drill Core	0.16	0.029	4	35	0.06	112	0.002	<20	0.29	0.005	0.11	0.2	3.74	1.6	0.2	3.00	1	11.7	<0.2
K962346	Drill Core	0.20	0.046	5	15	0.10	176	0.003	<20	0.34	0.003	0.15	0.4	5.32	0.8	0.3	1.68	<1	9.0	<0.2
K962347	Drill Core	L.N.R.	L.N.R.	L.N.R.	L.N.R.	L.N.R.	L.N.R.	L.N.R.	L.N.R.	L.N.R.	L.N.R.	L.N.R.	L.N.R.	L.N.R.	L.N.R.	L.N.R.	L.N.R.	L.N.R.	L.N.R.	L.N.R.
K962348	Drill Core	L.N.R.	L.N.R.	L.N.R.	L.N.R.	L.N.R.	L.N.R.	L.N.R.	L.N.R.	L.N.R.	L.N.R.	L.N.R.	L.N.R.	L.N.R.	L.N.R.	L.N.R.	L.N.R.	L.N.R.	L.N.R.	L.N.R.
K962349	Drill Core	L.N.R.	L.N.R.	L.N.R.	L.N.R.	L.N.R.	L.N.R.	L.N.R.	L.N.R.	L.N.R.	L.N.R.	L.N.R.	L.N.R.	L.N.R.	L.N.R.	L.N.R.	L.N.R.	L.N.R.	L.N.R.	L.N.R.
K962350	Drill Core	0.31	0.052	5	6	0.14	145	0.002	<20	0.28	0.003	0.15	0.2	1.87	0.7	0.1	0.99	<1	6.6	0.3
K962351	Rock Pulp	1.91	0.078	2	20	0.83	96	0.001	<20	0.31	0.003	0.18	1.5	5.18	2.5	2.0	1.82	1	5.9	0.7
K962352	Drill Core	0.46	0.042	4	15	0.19	148	0.001	<20	0.25	0.003	0.14	0.3	0.48	0.8	0.1	0.88	<1	5.4	<0.2
K962353	Drill Core	0.54	0.058	2	10	0.70	86	0.004	<20	0.33	0.004	0.20	0.3	0.30	2.9	0.2	4.44	1	27.7	0.5
K962354	Drill Core	0.25	0.044	3	20	0.12	139	0.002	<20	0.22	0.003	0.12	0.1	0.31	0.6	<0.1	0.76	<1	4.6	<0.2
K962355	Drill Core	0.62	0.039	3	4	0.26	98	0.001	<20	0.19	0.002	0.09	0.1	0.28	2.6	<0.1	1.02	<1	8.0	<0.2
K962356	Drill Core	0.41	0.061	8	12	0.18	163	0.005	<20	0.52	0.005	0.27	0.3	0.99	2.1	0.2	1.89	1	11.9	0.2
K962357	Drill Core	0.15	0.025	3	4	0.08	115	0.002	<20	0.17	0.002	0.07	0.1	1.55	0.6	<0.1	1.00	<1	6.1	<0.2
K962358	Drill Core	0.04	0.020	2	18	0.01	109	0.002	<20	0.19	0.002	0.08	<0.1	1.67	0.4	<0.1	1.00	<1	5.7	<0.2
K962359	Drill Core	L.N.R.	L.N.R.	L.N.R.	L.N.R.	L.N.R.	L.N.R.	L.N.R.	L.N.R.	L.N.R.	L.N.R.	L.N.R.	L.N.R.	L.N.R.	L.N.R.	L.N.R.	L.N.R.	L.N.R.	L.N.R.	L.N.R.
K962360	Drill Core	L.N.R.	L.N.R.	L.N.R.	L.N.R.	L.N.R.	L.N.R.	L.N.R.	L.N.R.	L.N.R.	L.N.R.	L.N.R.	L.N.R.	L.N.R.	L.N.R.	L.N.R.	L.N.R.	L.N.R.	L.N.R.	L.N.R.
K962361	Drill Core	L.N.R.	L.N.R.	L.N.R.	L.N.R.	L.N.R.	L.N.R.	L.N.R.	L.N.R.	L.N.R.	L.N.R.	L.N.R.	L.N.R.	L.N.R.	L.N.R.	L.N.R.	L.N.R.	L.N.R.	L.N.R.	L.N.R.
K962362	Drill Core	L.N.R.	L.N.R.	L.N.R.	L.N.R.	L.N.R.	L.N.R.	L.N.R.	L.N.R.	L.N.R.	L.N.R.	L.N.R.	L.N.R.	L.N.R.	L.N.R.	L.N.R.	L.N.R.	L.N.R.	L.N.R.	L.N.R.
K962363	Drill Core	L.N.R.	L.N.R.	L.N.R.	L.N.R.	L.N.R.	L.N.R.	L.N.R.	L.N.R.	L.N.R.	L.N.R.	L.N.R.	L.N.R.	L.N.R.	L.N.R.	L.N.R.	L.N.R.	L.N.R.	L.N.R.	L.N.R.
K962364	Drill Core	L.N.R.	L.N.R.	L.N.R.	L.N.R.	L.N.R.	L.N.R.	L.N.R.	L.N.R.	L.N.R.	L.N.R.	L.N.R.	L.N.R.	L.N.R.	L.N.R.	L.N.R.	L.N.R.	L.N.R.	L.N.R.	L.N.R.
K962365	Drill Core	0.12	0.036	4	4	0.04	117	0.001	<20	0.19	0.003	0.09	0.1	1.32	0.4	<0.1	1.43	<1	7.9	<0.2
K962366	Drill Core	0.19	0.032	4	5	0.09	125	0.001	<20	0.22	0.003	0.11	0.1	0.63	0.8	<0.1	0.77	<1	4.9	<0.2
K962367	Drill Core	0.53	0.040	3	22	0.52	41	0.007	<20	0.49	0.004	0.27	0.3	0.47	3.9	0.2	4.82	2	33.5	1.6
K962368	Drill Core	L.N.R.	L.N.R.	L.N.R.	L.N.R.	L.N.R.	L.N.R.	L.N.R.	L.N.R.	L.N.R.	L.N.R.	L.N.R.	L.N.R.	L.N.R.	L.N.R.	L.N.R.	L.N.R.	L.N.R.	L.N.R.	L.N.R.
K962369	Drill Core	L.N.R.	L.N.R.	L.N.R.	L.N.R.	L.N.R.	L.N.R.	L.N.R.	L.N.R.	L.N.R.	L.N.R.	L.N.R.	L.N.R.	L.N.R.	L.N.R.	L.N.R.	L.N.R.	L.N.R.	L.N.R.	L.N.R.
K962370	Drill Core	L.N.R.	L.N.R.	L.N.R.	L.N.R.	L.N.R.	L.N.R.	L.N.R.	L.N.R.	L.N.R.	L.N.R.	L.N.R.	L.N.R.	L.N.R.	L.N.R.	L.N.R.	L.N.R.	L.N.R.	L.N.R.	L.N.R.

This report supersedes all previous preliminary and final reports with this file number dated prior to the date on this certificate. Signature indicates final approval; preliminary reports are unsigned and should be used for reference only.

AcmeLabs Acme Analytical Laboratories (Vancouver) Ltd.
1020 Cordova St. East Vancouver BC V6A 4A3 Canada
Phone (604) 253-3158 Fax (604) 253-1716

www.acmelab.com

Client: **Golden Predator Canada Corp.**
11th Floor, 888 Dunsmuir Street
Vancouver BC V6C 3K4 Canada

Project: Harlan
Report Date: November 16, 2011

Page: 6 of 6 Part 1

CERTIFICATE OF ANALYSIS WHI11001549.2

	Method	WGHT	G6	7TD	1DX	1DX	1DX	1DX	1DX	1DX	1DX	1DX	1DX	1DX	1DX	1DX	1DX	1DX	1DX	1DX	1DX
	Analyte	Wgt	Au	Ag	Mo	Cu	Pb	Zn	Ag	Ni	Co	Mn	Fe	As	Au	Th	Sr	Cd	Sb	Bi	V
	Unit	kg	ppm	gm/t	ppm	ppm	ppm	ppm	ppm	ppm	ppm	ppm	%	ppm	ppb	ppm	ppm	ppm	ppm	ppm	ppm
	MDL	0.01	0.005	2	0.1	0.1	0.1	1	0.1	0.1	0.1	1	0.01	0.5	0.5	0.1	1	0.1	0.1	0.1	2
K962371	Drill Core	L.N.R.	L.N.R.	L.N.R.	L.N.R.	L.N.R.	L.N.R.	L.N.R.	L.N.R.	L.N.R.	L.N.R.	L.N.R.	L.N.R.	L.N.R.	L.N.R.	L.N.R.	L.N.R.	L.N.R.	L.N.R.	L.N.R.	L.N.R.
K962372	Drill Core	L.N.R.	L.N.R.	L.N.R.	L.N.R.	L.N.R.	L.N.R.	L.N.R.	L.N.R.	L.N.R.	L.N.R.	L.N.R.	L.N.R.	L.N.R.	L.N.R.	L.N.R.	L.N.R.	L.N.R.	L.N.R.	L.N.R.	L.N.R.
K962373	Drill Core	L.N.R.	L.N.R.	L.N.R.	L.N.R.	L.N.R.	L.N.R.	L.N.R.	L.N.R.	L.N.R.	L.N.R.	L.N.R.	L.N.R.	L.N.R.	L.N.R.	L.N.R.	L.N.R.	L.N.R.	L.N.R.	L.N.R.	L.N.R.
K962374	Drill Core	3.68	0.371	3	0.8	109.9	10.5	294	2.4	81.9	11.0	494	4.69	494.8	195.0	1.0	49	2.1	26.7	1.5	37
K962375	Drill Core	4.93	0.046	<2	1.6	50.3	5.8	46	1.4	45.7	4.9	61	1.01	162.1	8.6	1.6	11	0.8	12.4	0.5	13
K962376	Rock Pulp	0.15	<0.005	<2	2.6	21.5	2.1	32	0.4	18.8	7.9	328	1.76	3.4	4.5	1.0	35	0.2	0.3	<0.1	44
K962377	Drill Core	5.38	0.037	3	0.9	35.0	8.6	107	1.3	33.2	3.8	195	0.90	248.7	31.9	1.2	12	1.0	10.7	0.3	14
K962378	Drill Core	5.44	0.159	3	1.0	111.5	19.5	155	2.1	47.3	6.1	506	3.22	1018	122.3	0.9	154	2.2	24.0	1.0	21
K962379	Drill Core	8.10	0.049	3	1.2	47.2	5.4	61	1.9	41.1	4.6	122	1.05	275.7	2.8	1.2	6	0.8	16.8	0.4	11
K962380	Drill Core	L.N.R.	L.N.R.	L.N.R.	L.N.R.	L.N.R.	L.N.R.	L.N.R.	L.N.R.	L.N.R.	L.N.R.	L.N.R.	L.N.R.	L.N.R.	L.N.R.	L.N.R.	L.N.R.	L.N.R.	L.N.R.	L.N.R.	L.N.R.

This report supersedes all previous preliminary and final reports with this file number dated prior to the date on this certificate. Signature indicates final approval; preliminary reports are unsigned and should be used for reference only.

AcmeLabs Acme Analytical Laboratories (Vancouver) Ltd.
1020 Cordova St. East Vancouver BC V6A 4A3 Canada
Phone (604) 253-3158 Fax (604) 253-1716

www.acmelab.com

Client: **Golden Predator Canada Corp.**
11th Floor, 888 Dunsmuir Street
Vancouver BC V6C 3K4 Canada

Project: Harlan
Report Date: November 16, 2011

Page: 6 of 6 Part 2

CERTIFICATE OF ANALYSIS WHI11001549.2

	Method	1DX	1DX	1DX	1DX	1DX	1DX	1DX	1DX	1DX	1DX	1DX	1DX	1DX	1DX	1DX	1DX	1DX	1DX	1DX
	Analyte	Ca	P	La	Cr	Mg	Ba	Ti	B	Al	Na	K	W	Hg	Sc	Tl	S	Ga	Se	Te
	Unit	%	%	ppm	ppm	%	ppm	%	ppm	%	%	%	ppm	ppm	ppm	ppm	%	ppm	ppm	ppm
	MDL	0.01	0.001	1	1	0.01	1	0.001	20	0.01	0.001	0.01	0.1	0.01	0.1	0.1	0.05	1	0.5	0.2
K962371	Drill Core	L.N.R.	L.N.R.	L.N.R.	L.N.R.	L.N.R.	L.N.R.	L.N.R.	L.N.R.	L.N.R.	L.N.R.	L.N.R.	L.N.R.	L.N.R.	L.N.R.	L.N.R.	L.N.R.	L.N.R.	L.N.R.	L.N.R.
K962372	Drill Core	L.N.R.	L.N.R.	L.N.R.	L.N.R.	L.N.R.	L.N.R.	L.N.R.	L.N.R.	L.N.R.	L.N.R.	L.N.R.	L.N.R.	L.N.R.	L.N.R.	L.N.R.	L.N.R.	L.N.R.	L.N.R.	L.N.R.
K962373	Drill Core	L.N.R.	L.N.R.	L.N.R.	L.N.R.	L.N.R.	L.N.R.	L.N.R.	L.N.R.	L.N.R.	L.N.R.	L.N.R.	L.N.R.	L.N.R.	L.N.R.	L.N.R.	L.N.R.	L.N.R.	L.N.R.	L.N.R.
K962374	Drill Core	0.18	0.083	1	10	0.06	21	0.002	<20	0.46	0.002	0.10	0.1	0.86	4.0	0.1	4.30	<1	30.2	0.3
K962375	Drill Core	0.10	0.028	5	13	0.04	122	0.002	<20	0.19	0.003	0.10	<0.1	0.71	0.5	<0.1	0.98	<1	4.6	<0.2
K962376	Rock Pulp	0.69	0.046	5	24	0.46	78	0.124	<20	1.03	0.056	0.07	11.0	0.02	3.1	<0.1	<0.05	4	0.8	<0.2
K962377	Drill Core	0.37	0.103	4	5	0.11	157	0.002	<20	0.23	0.003	0.11	0.1	0.99	0.8	<0.1	0.69	<1	6.9	<0.2
K962378	Drill Core	1.37	0.099	3	20	0.64	87	0.002	<20	0.25	0.003	0.12	0.1	1.76	2.9	0.1	3.26	1	24.8	0.5
K962379	Drill Core	0.15	0.039	3	5	0.06	197	0.002	<20	0.20	0.002	0.10	<0.1	0.97	0.6	<0.1	0.90	<1	7.5	<0.2
K962380	Drill Core	L.N.R.	L.N.R.	L.N.R.	L.N.R.	L.N.R.	L.N.R.	L.N.R.	L.N.R.	L.N.R.	L.N.R.	L.N.R.	L.N.R.	L.N.R.	L.N.R.	L.N.R.	L.N.R.	L.N.R.	L.N.R.	L.N.R.

This report supersedes all previous preliminary and final reports with this file number dated prior to the date on this certificate. Signature indicates final approval; preliminary reports are unsigned and should be used for reference only.

Acme Analytical Laboratories (Vancouver) Ltd.

1020 Cordova St. East Vancouver BC V6A 4A3 Canada
Phone (604) 253-3158 Fax (604) 253-1716

www.acmelab.com

Client: **Golden Predator Canada Corp.**
11th Floor, 888 Dunsmuir Street
Vancouver BC V6C 3K4 Canada

Project: Harlan
Report Date: November 16, 2011

Page: 1 of 3 Part 1

QUALITY CONTROL REPORT WHI11001549.2

	Method	WGHT	G6	7TD	1DX	1DX	1DX	1DX	1DX	1DX	1DX	1DX	1DX	1DX	1DX	1DX	1DX	1DX	1DX	1DX	1DX
	Analyte	Wgt	Au	Ag	Mo	Cu	Pb	Zn	Ag	Ni	Co	Mn	Fe	As	Au	Th	Sr	Cd	Sb	Bi	V
	Unit	kg	ppm	gm/t	ppm	ppm	ppm	ppm	ppm	ppm	ppm	ppm	%	ppm	ppb	ppm	ppm	ppm	ppm	ppm	ppm
	MDL	0.01	0.005	2	0.1	0.1	0.1	1	0.1	0.1	0.1	1	0.01	0.5	0.5	0.1	1	0.1	0.1	0.1	2
Pulp Duplicates																					
K962877	Drill Core	4.57	0.198	12	3.3	18.3	33.3	5	9.0	2.5	0.4	26	0.46	185.5	33.3	1.4	5	0.2	58.6	1.6	29
REP K962877	QC		0.205																		
K962887	Drill Core	1.85	1.233	13	10.1	32.5	147.8	4	10.4	17.8	1.6	16	2.55	3074	405.5	3.5	8	0.1	108.5	7.0	49
REP K962887	QC			11																	
K962891	Drill Core	9.06	0.177	4	3.6	192.7	20.6	155	2.2	63.9	3.0	23	2.78	601.4	23.1	2.1	4	2.4	26.8	2.6	51
REP K962891	QC				3.9	201.5	21.8	169	2.5	66.8	3.0	24	2.88	619.7	20.3	2.1	4	2.6	27.3	2.8	52
K962356	Drill Core	7.26	0.018	<2	3.0	85.3	7.1	88	0.6	42.7	5.8	176	2.00	427.1	14.4	4.5	34	0.6	5.1	0.8	32
REP K962356	QC		0.013																		
K962366	Drill Core	4.24	0.020	<2	2.2	45.4	8.3	73	0.9	48.4	4.5	223	1.17	286.1	13.4	1.1	9	0.7	4.5	0.4	15
REP K962366	QC			<2																	
Core Reject Duplicates																					
K962863	Drill Core	L.N.R.	L.N.R.	L.N.R.	L.N.R.	L.N.R.	L.N.R.	L.N.R.	L.N.R.	L.N.R.	L.N.R.	L.N.R.	L.N.R.	L.N.R.	L.N.R.	L.N.R.	L.N.R.	L.N.R.	L.N.R.	L.N.R.	L.N.R.
DUP K962863	QC	L.N.R.	L.N.R.	L.N.R.	L.N.R.	L.N.R.	L.N.R.	L.N.R.	L.N.R.	L.N.R.	L.N.R.	L.N.R.	L.N.R.	L.N.R.	L.N.R.	L.N.R.	L.N.R.	L.N.R.	L.N.R.	L.N.R.	L.N.R.
K962898	Drill Core	L.N.R.	L.N.R.	L.N.R.	L.N.R.	L.N.R.	L.N.R.	L.N.R.	L.N.R.	L.N.R.	L.N.R.	L.N.R.	L.N.R.	L.N.R.	L.N.R.	L.N.R.	L.N.R.	L.N.R.	L.N.R.	L.N.R.	L.N.R.
DUP K962898	QC	L.N.R.	L.N.R.	L.N.R.	L.N.R.	L.N.R.	L.N.R.	L.N.R.	L.N.R.	L.N.R.	L.N.R.	L.N.R.	L.N.R.	L.N.R.	L.N.R.	L.N.R.	L.N.R.	L.N.R.	L.N.R.	L.N.R.	L.N.R.
K962333	Drill Core	L.N.R.	L.N.R.	L.N.R.	L.N.R.	L.N.R.	L.N.R.	L.N.R.	L.N.R.	L.N.R.	L.N.R.	L.N.R.	L.N.R.	L.N.R.	L.N.R.	L.N.R.	L.N.R.	L.N.R.	L.N.R.	L.N.R.	L.N.R.
DUP K962333	QC	L.N.R.	L.N.R.	L.N.R.	L.N.R.	L.N.R.	L.N.R.	L.N.R.	L.N.R.	L.N.R.	L.N.R.	L.N.R.	L.N.R.	L.N.R.	L.N.R.	L.N.R.	L.N.R.	L.N.R.	L.N.R.	L.N.R.	L.N.R.
K962368	Drill Core	L.N.R.	L.N.R.	L.N.R.	L.N.R.	L.N.R.	L.N.R.	L.N.R.	L.N.R.	L.N.R.	L.N.R.	L.N.R.	L.N.R.	L.N.R.	L.N.R.	L.N.R.	L.N.R.	L.N.R.	L.N.R.	L.N.R.	L.N.R.
DUP K962368	QC	L.N.R.	L.N.R.	L.N.R.	L.N.R.	L.N.R.	L.N.R.	L.N.R.	L.N.R.	L.N.R.	L.N.R.	L.N.R.	L.N.R.	L.N.R.	L.N.R.	L.N.R.	L.N.R.	L.N.R.	L.N.R.	L.N.R.	L.N.R.
Reference Materials																					
STD DS8	Standard				13.2	109.2	124.0	309	1.7	37.4	7.5	584	2.45	25.4	124.7	6.0	70	2.0	5.0	6.9	41
STD DS8	Standard				13.4	110.5	125.3	318	2.0	38.4	7.6	626	2.49	26.5	115.2	7.0	75	2.5	5.4	6.5	41
STD DS8	Standard				14.7	112.5	122.9	312	1.7	40.2	7.8	596	2.47	25.5	113.2	6.7	73	2.3	5.3	6.4	42
STD OREAS131B	Standard			33																	
STD OREAS153A	Standard			3																	
STD OREAS131B	Standard			34																	
STD OREAS153A	Standard			<2																	
STD OREAS131B	Standard			35																	

This report supersedes all previous preliminary and final reports with this file number dated prior to the date on this certificate. Signature indicates final approval; preliminary reports are unsigned and should be used for reference only.

AcmeLabs Acme Analytical Laboratories (Vancouver) Ltd.
1020 Cordova St. East Vancouver BC V6A 4A3 Canada
Phone (604) 253-3158 Fax (604) 253-1716

www.acmelab.com

Client: **Golden Predator Canada Corp.**
11th Floor, 888 Dunsmuir Street
Vancouver BC V6C 3K4 Canada

Project: Harlan
Report Date: November 16, 2011

Page: 1 of 3 Part 2

QUALITY CONTROL REPORT WHI11001549.2

	Method	**1DX**	**1DX**	**1DX**	**1DX**	**1DX**	**1DX**	**1DX**	**1DX**	**1DX**	**1DX**	**1DX**	**1DX**	**1DX**	**1DX**	**1DX**	**1DX**	**1DX**	**1DX**	**1DX**
	Analyte	**Ca**	**P**	**La**	**Cr**	**Mg**	**Ba**	**Ti**	**B**	**Al**	**Na**	**K**	**W**	**Hg**	**Sc**	**Tl**	**S**	**Ga**	**Se**	**Te**
	Unit	**%**	**%**	**ppm**	**ppm**	**%**	**ppm**	**%**	**ppm**	**%**	**%**	**%**	**ppm**	**ppm**	**ppm**	**ppm**	**%**	**ppm**	**ppm**	**ppm**
	MDL	**0.01**	**0.001**	**1**	**1**	**0.01**	**1**	**0.001**	**20**	**0.01**	**0.001**	**0.01**	**0.1**	**0.01**	**0.1**	**0.1**	**0.05**	**1**	**0.5**	**0.2**
Pulp Duplicates																				
K962877	Drill Core	<0.01	0.007	7	8	0.01	338	0.003	<20	0.20	0.003	0.12	0.3	26.42	0.4	0.1	0.15	<1	12.4	<0.2
REP K962877	QC																			
K962887	Drill Core	<0.01	0.137	4	16	0.02	161	0.006	<20	0.23	0.002	0.20	0.3	19.51	4.9	0.4	2.00	2	41.4	0.6
REP K962887	QC																			
K962891	Drill Core	<0.01	0.006	4	27	0.02	91	0.003	<20	0.22	0.002	0.11	0.4	8.46	1.0	0.3	3.03	1	15.1	0.2
REP K962891	QC	<0.01	0.007	4	33	0.02	97	0.003	<20	0.22	0.002	0.11	0.4	9.05	1.2	0.4	3.13	1	16.9	0.2
K962356	Drill Core	0.41	0.061	8	12	0.18	163	0.005	<20	0.52	0.005	0.27	0.3	0.99	2.1	0.2	1.89	1	11.9	0.2
REP K962356	QC																			
K962366	Drill Core	0.19	0.032	4	5	0.09	125	0.001	<20	0.22	0.003	0.11	0.1	0.63	0.8	<0.1	0.77	<1	4.9	<0.2
REP K962366	QC																			
Core Reject Duplicates																				
K962863	Drill Core	L.N.R.	L.N.R.	L.N.R.	L.N.R.	L.N.R.	L.N.R.	L.N.R.	L.N.R.	L.N.R.	L.N.R.	L.N.R.	L.N.R.	L.N.R.	L.N.R.	L.N.R.	L.N.R.	L.N.R.	L.N.R.	L.N.R.
DUP K962863	QC	L.N.R.	L.N.R.	L.N.R.	L.N.R.	L.N.R.	L.N.R.	L.N.R.	L.N.R.	L.N.R.	L.N.R.	L.N.R.	L.N.R.	L.N.R.	L.N.R.	L.N.R.	L.N.R.	L.N.R.	L.N.R.	L.N.R.
K962898	Drill Core	L.N.R.	L.N.R.	L.N.R.	L.N.R.	L.N.R.	L.N.R.	L.N.R.	L.N.R.	L.N.R.	L.N.R.	L.N.R.	L.N.R.	L.N.R.	L.N.R.	L.N.R.	L.N.R.	L.N.R.	L.N.R.	L.N.R.
DUP K962898	QC	L.N.R.	L.N.R.	L.N.R.	L.N.R.	L.N.R.	L.N.R.	L.N.R.	L.N.R.	L.N.R.	L.N.R.	L.N.R.	L.N.R.	L.N.R.	L.N.R.	L.N.R.	L.N.R.	L.N.R.	L.N.R.	L.N.R.
K962333	Drill Core	L.N.R.	L.N.R.	L.N.R.	L.N.R.	L.N.R.	L.N.R.	L.N.R.	L.N.R.	L.N.R.	L.N.R.	L.N.R.	L.N.R.	L.N.R.	L.N.R.	L.N.R.	L.N.R.	L.N.R.	L.N.R.	L.N.R.
DUP K962333	QC	L.N.R.	L.N.R.	L.N.R.	L.N.R.	L.N.R.	L.N.R.	L.N.R.	L.N.R.	L.N.R.	L.N.R.	L.N.R.	L.N.R.	L.N.R.	L.N.R.	L.N.R.	L.N.R.	L.N.R.	L.N.R.	L.N.R.
K962368	Drill Core	L.N.R.	L.N.R.	L.N.R.	L.N.R.	L.N.R.	L.N.R.	L.N.R.	L.N.R.	L.N.R.	L.N.R.	L.N.R.	L.N.R.	L.N.R.	L.N.R.	L.N.R.	L.N.R.	L.N.R.	L.N.R.	L.N.R.
DUP K962368	QC	L.N.R.	L.N.R.	L.N.R.	L.N.R.	L.N.R.	L.N.R.	L.N.R.	L.N.R.	L.N.R.	L.N.R.	L.N.R.	L.N.R.	L.N.R.	L.N.R.	L.N.R.	L.N.R.	L.N.R.	L.N.R.	L.N.R.
Reference Materials																				
STD DS8	Standard	0.68	0.075	13	113	0.60	277	0.125	<20	0.87	0.081	0.41	3.2	0.18	1.9	5.1	0.17	5	5.4	5.2
STD DS8	Standard	0.74	0.079	15	122	0.63	296	0.114	<20	0.99	0.104	0.43	2.8	0.28	2.1	5.4	0.16	5	5.8	5.3
STD DS8	Standard	0.74	0.075	16	121	0.63	285	0.140	<20	0.96	0.095	0.42	2.3	0.19	2.1	5.1	0.16	5	5.4	4.9
STD OREAS131B	Standard																			
STD OREAS153A	Standard																			
STD OREAS131B	Standard																			
STD OREAS153A	Standard																			
STD OREAS131B	Standard																			

This report supersedes all previous preliminary and final reports with this file number dated prior to the date on this certificate. Signature indicates final approval; preliminary reports are unsigned and should be used for reference only.

AcmeLabs Acme Analytical Laboratories (Vancouver) Ltd.
1020 Cordova St. East Vancouver BC V6A 4A3 Canada
Phone (604) 253-3158 Fax (604) 253-1716

www.acmelab.com

Client: **Golden Predator Canada Corp.**
11th Floor, 888 Dunsmuir Street
Vancouver BC V6C 3K4 Canada

Project: Harlan
Report Date: November 16, 2011

QUALITY CONTROL REPORT WHI11001549.2

		WGHT	G6	7TD	1DX	1DX	1DX	1DX	1DX	1DX	1DX	1DX	1DX	1DX	1DX	1DX	1DX	1DX	1DX	1DX	1DX
		Wgt	Au	Ag	Mo	Cu	Pb	Zn	Ag	Ni	Co	Mn	Fe	As	Au	Th	Sr	Cd	Sb	Bi	V
		kg	ppm	gm/t	ppm	ppm	ppm	ppm	ppm	ppm	ppm	ppm	%	ppm	ppb	ppm	ppm	ppm	ppm	ppm	ppm
		0.01	0.005	2	0.1	0.1	0.1	1	0.1	0.1	0.1	1	0.01	0.5	0.5	0.1	1	0.1	0.1	0.1	2
STD OREAS153A	Standard			3																	
STD OREAS45CA	Standard				0.9	475.7	18.9	60	0.3	238.5	85.8	862	15.31	4.2	42.9	6.4	16	0.1	0.2	0.2	201
STD OREAS45CA	Standard				0.9	522.1	20.9	61	0.2	258.1	88.6	941	14.86	4.3	41.2	7.0	17	0.1	0.1	0.1	206
STD OREAS45CA	Standard				0.8	524.5	21.3	57	0.3	266.1	90.7	926	15.22	3.8	73.1	7.6	17	0.1	<0.1	0.2	213
STD OXH82	Standard		1.301																		
STD OXH82	Standard		1.325																		
STD OXH82	Standard		1.246																		
STD OXH82	Standard		1.294																		
STD OXK79	Standard		3.439																		
STD OXK79	Standard		3.525																		
STD OXK79	Standard		3.311																		
STD SU-1B	Standard			4																	
STD SU-1B	Standard			6																	
STD SU-1B	Standard			8																	
STD OREAS131B Expected				33.3																	
STD SU-1B Expected				6.4																	
STD OXH82 Expected			1.278																		
STD OXK79 Expected			3.532																		
STD DS8 Expected					13.44	110	123	312	1.69	38.1	7.5	615	2.46	26	107	6.89	67.7	2.38	4.8	6.67	41.1
STD OREAS45CA Expected					1	494	20	60	0.275	240	92	943	15.69	3.8	43	7	15	0.1	0.13	0.19	215
BLK	Blank			<2																	
BLK	Blank		<0.005																		
BLK	Blank		<0.005																		
BLK	Blank		<0.005																		
BLK	Blank		0.010																		
BLK	Blank		<0.005																		
BLK	Blank		0.008																		
BLK	Blank			<2																	
BLK	Blank			<2																	

This report supersedes all previous preliminary and final reports with this file number dated prior to the date on this certificate. Signature indicates final approval; preliminary reports are unsigned and should be used for reference only.

Client: **Golden Predator Canada Corp.**
11th Floor, 888 Dunsmuir Street
Vancouver BC V6C 3K4 Canada

Project: Harlan
Report Date: November 16, 2011

QUALITY CONTROL REPORT WHI11001549.2

		1DX Ca % 0.01	1DX P % 0.001	1DX La ppm 1	1DX Cr ppm 1	1DX Mg % 0.01	1DX Ba ppm 1	1DX Ti % 0.001	1DX B ppm 20	1DX Al % 0.01	1DX Na % 0.001	1DX K % 0.01	1DX W ppm 0.1	1DX Hg ppm 0.01	1DX Sc ppm 0.1	1DX Tl ppm 0.1	1DX S % 0.05	1DX Ga ppm 1	1DX Se ppm 0.5	1DX Te ppm 0.2
STD OREAS153A	Standard																			
STD OREAS45CA	Standard	0.41	0.037	16	563	0.17	144	0.149	<20	3.45	0.007	0.07	<0.1	0.04	35.7	<0.1	<0.05	16	0.7	<0.2
STD OREAS45CA	Standard	0.42	0.040	16	664	0.15	158	0.127	<20	3.87	0.007	0.07	<0.1	0.07	37.0	<0.1	<0.05	19	0.7	<0.2
STD OREAS45CA	Standard	0.42	0.038	17	636	0.19	156	0.160	<20	3.92	0.009	0.07	<0.1	0.03	39.1	<0.1	<0.05	19	1.2	<0.2
STD OXH82	Standard																			
STD OXH82	Standard																			
STD OXH82	Standard																			
STD OXH82	Standard																			
STD OXK79	Standard																			
STD OXK79	Standard																			
STD OXK79	Standard																			
STD SU-1B	Standard																			
STD SU-1B	Standard																			
STD SU-1B	Standard																			
STD OREAS131B Expected																				
STD SU-1B Expected																				
STD OXH82 Expected																				
STD OXK79 Expected																				
STD DS8 Expected		0.7	0.08	14.6	115	0.6045	279	0.113	2.6	0.93	0.0883	0.41	3	0.192	2.3	5.4	0.1679	4.7	5.23	5
STD OREAS45CA Expected		0.4265	0.0385	15.9	709	0.1358	164	0.128		3.592	0.0075	0.0717		0.03	39.7	0.07	0.021	18.4	0.5	
BLK	Blank																			
BLK	Blank																			
BLK	Blank																			
BLK	Blank																			
BLK	Blank																			
BLK	Blank																			
BLK	Blank																			
BLK	Blank																			
BLK	Blank																			

This report supersedes all previous preliminary and final reports with this file number dated prior to the date on this certificate. Signature indicates final approval; preliminary reports are unsigned and should be used for reference only.

Acme Analytical Laboratories (Vancouver) Ltd.
1020 Cordova St. East Vancouver BC V6A 4A3 Canada
Phone (604) 253-3158 Fax (604) 253-1716
www.acmelab.com

Client: **Golden Predator Canada Corp.**
11th Floor, 888 Dunsmuir Street
Vancouver BC V6C 3K4 Canada

Project: Harlan
Report Date: November 16, 2011

Page: 3 of 3 Part 1

QUALITY CONTROL REPORT WHI11001549.2

		WGHT	G6	7TD	1DX	1DX	1DX	1DX	1DX	1DX	1DX	1DX	1DX	1DX	1DX	1DX	1DX	1DX	1DX	1DX	1DX
		Wgt	Au	Ag	Mo	Cu	Pb	Zn	Ag	Ni	Co	Mn	Fe	As	Au	Th	Sr	Cd	Sb	Bi	V
		kg	ppm	gm/t	ppm	ppm	ppm	ppm	ppm	ppm	ppm	ppm	%	ppm	ppb	ppm	ppm	ppm	ppm	ppm	ppm
		0.01	0.005	2	0.1	0.1	0.1	1	0.1	0.1	0.1	1	0.01	0.5	0.5	0.1	1	0.1	0.1	0.1	2
BLK	Blank		0.005																		
BLK	Blank		0.007																		
BLK	Blank				<0.1	<0.1	<0.1	<1	<0.1	<0.1	<0.1	<1	<0.01	<0.5	2.2	<0.1	<1	<0.1	<0.1	<0.1	<2
BLK	Blank				<0.1	<0.1	<0.1	<1	<0.1	<0.1	<0.1	<1	<0.01	<0.5	<0.5	<0.1	<1	<0.1	<0.1	<0.1	<2
BLK	Blank				<0.1	<0.1	<0.1	<1	<0.1	<0.1	<0.1	<1	<0.01	<0.5	<0.5	<0.1	<1	<0.1	<0.1	<0.1	<2
Prep Wash																					
G1	Prep Blank		<0.005	<2	N.A.	N.A.	N.A.	N.A.	N.A.	N.A.	N.A.	N.A.	N.A.	N.A.	N.A.	N.A.	N.A.	N.A.	N.A.	N.A.	N.A.
G1	Prep Blank		<0.005	<2	N.A.	N.A.	N.A.	N.A.	N.A.	N.A.	N.A.	N.A.	N.A.	N.A.	N.A.	N.A.	N.A.	N.A.	N.A.	N.A.	N.A.

This report supersedes all previous preliminary and final reports with this file number dated prior to the date on this certificate. Signature indicates final approval; preliminary reports are unsigned and should be used for reference only.

AcmeLabs Acme Analytical Laboratories (Vancouver) Ltd.

1020 Cordova St. East Vancouver BC V6A 4A3 Canada
Phone (604) 253-3158 Fax (604) 253-1716

www.acmelab.com

Client: **Golden Predator Canada Corp.**
11th Floor, 888 Dunsmuir Street
Vancouver BC V6C 3K4 Canada

Project: Harlan
Report Date: November 16, 2011

Page: 3 of 3 Part 2

QUALITY CONTROL REPORT WHI11001549.2

		1DX	1DX	1DX	1DX	1DX	1DX	1DX	1DX	1DX	1DX	1DX	1DX	1DX	1DX	1DX	1DX	1DX	1DX	1DX
		Ca	**P**	**La**	**Cr**	**Mg**	**Ba**	**Ti**	**B**	**Al**	**Na**	**K**	**W**	**Hg**	**Sc**	**Tl**	**S**	**Ga**	**Se**	**Te**
		%	**%**	**ppm**	**ppm**	**%**	**ppm**	**%**	**ppm**	**%**	**%**	**%**	**ppm**	**ppm**	**ppm**	**ppm**	**%**	**ppm**	**ppm**	**ppm**
		0.01	**0.001**	**1**	**1**	**0.01**	**1**	**0.001**	**20**	**0.01**	**0.001**	**0.01**	**0.1**	**0.01**	**0.1**	**0.1**	**0.05**	**1**	**0.5**	**0.2**
BLK	Blank																			
BLK	Blank																			
BLK	Blank	<0.01	<0.001	<1	<1	<0.01	<1	<0.001	<20	<0.01	<0.001	<0.01	<0.1	<0.01	<0.1	<0.1	<0.05	<1	<0.5	<0.2
BLK	Blank	<0.01	<0.001	<1	<1	<0.01	<1	<0.001	<20	<0.01	<0.001	<0.01	<0.1	0.12	<0.1	<0.1	<0.05	<1	<0.5	<0.2
BLK	Blank	<0.01	<0.001	<1	<1	<0.01	<1	<0.001	<20	<0.01	<0.001	<0.01	<0.1	<0.01	<0.1	<0.1	<0.05	<1	<0.5	<0.2
Prep Wash																				
G1	Prep Blank	N.A.	N.A.	N.A.	N.A.	N.A.	N.A.	N.A.	N.A.	N.A.	N.A.	N.A.	N.A.	N.A.	N.A.	N.A.	N.A.	N.A.	N.A.	N.A.
G1	Prep Blank	N.A.	N.A.	N.A.	N.A.	N.A.	N.A.	N.A.	N.A.	N.A.	N.A.	N.A.	N.A.	N.A.	N.A.	N.A.	N.A.	N.A.	N.A.	N.A.

This report supersedes all previous preliminary and final reports with this file number dated prior to the date on this certificate. Signature indicates final approval; preliminary reports are unsigned and should be used for reference only.

AcmeLabs Acme Analytical Laboratories (Vancouver) Ltd.
1020 Cordova St. East Vancouver BC V6A 4A3 Canada

www.acmelab.com

Client:	**Golden Predator Canada Corp.** 11th Floor, 888 Dunsmuir Street Vancouver BC V6C 3K4 Canada
Submitted By:	Jack Cote
Receiving Lab:	Canada-Whitehorse
Received:	December 09, 2011
Report Date:	December 29, 2011
Page:	1 of 2

CERTIFICATE OF ANALYSIS WHI11001549M.1

CLIENT JOB INFORMATION

Project:	Harlan
Shipment ID:	HAR-2011-JC-2114
P.O. Number	381GP41.1
Number of Samples:	3

SAMPLE DISPOSAL

RTRN-PLP	Return
RTRN-RJT	Return

Acme does not accept responsibility for samples left at the laboratory after 90 days without prior written instructions for sample storage or return.

SAMPLE PREPARATION AND ANALYTICAL PROCEDURES

Method Code	Number of Samples	Code Description	Test Wgt (g)	Report Status	Lab
M150	3	Crush, Pulverize and Sieve 1kg, save +150 and -150 mesh			VAN
M150 1kg	3	Metallic Pulverize and Sieve 1 kg to 150 mesh - save + anc			VAN
Split +150 mesh	3	Analysis sample split/packet			VAN
Split -150	3	Analysis sample split/packet			VAN
G602	3	Metallics Fire Assay	30	Completed	VAN

ADDITIONAL COMMENTS

Invoice To:
Predator Mining Group
11th Floor- 888 Dunsmuir Street
Vancouver BC V6C 3K4
Canada

CC:
Mike Maslowski
M. Burke
Jeff Cary

BRITISH COLUMBIA CERTIFIED ASSAYER
CLARENCE LEONG
GENERAL MANAGER

This report supersedes all previous preliminary and final reports with this file number dated prior to the date on this certificate. Signature indicates final approval; preliminary reports are unsigned and should be used for reference only.
All results are considered the confidential property of the client. Acme assumes the liabilities for actual cost of analysis only. Results apply to samples as submitted.
"*" asterisk indicates that an analytical result could not be provided due to unusually high levels of interference from other elements.

AcmeLabs Acme Analytical Laboratories (Vancouver) Ltd.

1020 Cordova St. East Vancouver BC V6A 4A3 Canada
Phone (604) 253-3158 Fax (604) 253-1716

www.acmelab.com

Client: **Golden Predator Canada Corp.**
11th Floor, 888 Dunsmuir Street
Vancouver BC V6C 3K4 Canada

Project: Harlan
Report Date: December 29, 2011

Page: 2 of 2 Part 1

CERTIFICATE OF ANALYSIS WHI11001549M.1

	Method	150 1kg	G6	G6.ME	G6.ME	G6.ME
	Analyte	**TotWt**	**-Au**	**+Wt**	**+Au**	**TotAu**
	Unit	**g**	**gm/t**	**g**	**mg**	**gm/t**
	MDL	**1**	**0.01**	**0.01**	**0.005**	**0.01**
K962853	Drill Core	1030	2.29	25.49	0.055	2.29
K962858	Drill Core	1246	0.58	24.35	0.014	0.58
K962315	Drill Core	1025	5.07	25.16	0.116	5.06

This report supersedes all previous preliminary and final reports with this file number dated prior to the date on this certificate. Signature indicates final approval; preliminary reports are unsigned and should be used for reference only.

Acme Analytical Laboratories (Vancouver) Ltd.
1020 Cordova St. East Vancouver BC V6A 4A3 Canada
Phone (604) 253-3158 Fax (604) 253-1716
www.acmelab.com

Client: **Golden Predator Canada Corp.**
11th Floor, 888 Dunsmuir Street
Vancouver BC V6C 3K4 Canada

Project: Harlan
Report Date: December 29, 2011

Page: 1 of 1 Part 1

QUALITY CONTROL REPORT WHI11001549M.1

	Method	M150 1kg	G6	G6.ME	G6.ME	G6.ME
	Analyte	TotWt	-Au	+Wt	+Au	TotAu
	Unit	g	gm/t	g	mg	gm/t
	MDL	1	0.01	0.01	0.005	0.01
Reference Materials						
STD OXH82	Standard		1.29			
STD OXK79	Standard		3.67			
STD OXP76	Standard			29.97	0.454	
BLK	Blank		<0.01			
BLK	Blank		<0.01			
BLK	Blank			30.00	<0.005	
Prep Wash						
G1	Prep Blank	1018	<0.01	21.17	<0.005	<0.01

This report supersedes all previous preliminary and final reports with this file number dated prior to the date on this certificate. Signature indicates final approval; preliminary reports are unsigned and should be used for reference only.

AcmeLabs Acme Analytical Laboratories (Vancouver) Ltd.
1020 Cordova St. East Vancouver BC V6A 4A3 Canada

www.acmelab.com

Client: **Golden Predator Canada Corp.**
11th Floor, 888 Dunsmuir Street
Vancouver BC V6C 3K4 Canada

Submitted By:	M. Burke
Receiving Lab:	Canada-Whitehorse
Received:	September 25, 2011
Report Date:	November 14, 2011
Page:	1 of 4

CERTIFICATE OF ANALYSIS WHI11001550.2

CLIENT JOB INFORMATION

Project:	Harlan
Shipment ID:	HAR-0211-JC-1907
P.O. Number	
Number of Samples:	86

SAMPLE DISPOSAL

RTRN-PLP	Return
RTRN-RJT	Return

Acme does not accept responsibility for samples left at the laboratory after 90 days without prior written instructions for sample storage or return.

SAMPLE PREPARATION AND ANALYTICAL PROCEDURES

Method Code	**Number of Samples**	**Code Description**	**Test Wgt (g)**	**Report Status**	**Lab**
R200-250	80	Crush, split and pulverize 250 g rock to 200 mesh			WHI
G601	86	Lead Collection Fire - Assay Fusion - AAS Finish	30	Completed	VAN
7TD1	86	4-acid Digestion ICP-ES Finish	0.5	Completed	VAN
1DX1	86	1:1:1 Aqua Regia digestion ICP-MS analysis	0.5	Completed	VAN

ADDITIONAL COMMENTS

Version 2: 1DX1 included.

Invoice To:
Golden Predator Canada Corp.
11th Floor, 888 Dunsmuir Street
Vancouver BC V6C 3K4
Canada

CC:
Jack Cote
Jeff Cary
Nona Llieva

BRITISH COLUMBIA CERTIFIED ASSAYER
CLARENCE LEONG
GENERAL MANAGER

This report supersedes all previous preliminary and final reports with this file number dated prior to the date on this certificate. Signature indicates final approval; preliminary reports are unsigned and should be used for reference only.
All results are considered the confidential property of the client. Acme assumes the liabilities for actual cost of analysis only. Results apply to samples as submitted.
"*" asterisk indicates that an analytical result could not be provided due to unusually high levels of interference from other elements.

AcmeLabs Acme Analytical Laboratories (Vancouver) Ltd.
1020 Cordova St. East Vancouver BC V6A 4A3 Canada
Phone (604) 253-3158 Fax (604) 253-1716
www.acmelab.com

Client: **Golden Predator Canada Corp.**
11th Floor, 888 Dunsmuir Street
Vancouver BC V6C 3K4 Canada

Project: Harlan
Report Date: November 14, 2011

Page: 2 of 4 Part 1

CERTIFICATE OF ANALYSIS WHI11001550.2

Method		WGHT	G6	7TD	1DX	1DX	1DX	1DX	1DX	1DX	1DX	1DX	1DX	1DX	1DX	1DX	1DX	1DX	1DX	1DX	1DX
Analyte		Wgt	Au	Ag	Mo	Cu	Pb	Zn	Ag	Ni	Co	Mn	Fe	As	Au	Th	Sr	Cd	Sb	Bi	V
Unit		kg	ppm	gm/t	ppm	ppm	ppm	ppm	ppm	ppm	ppm	ppm	%	ppm	ppb	ppm	ppm	ppm	ppm	ppm	ppm
MDL		0.01	0.005	2	0.1	0.1	0.1	1	0.1	0.1	0.1	1	0.01	0.5	0.5	0.1	1	0.1	0.1	0.1	2
K962383	Drill Core	8.40	0.046	<2	0.7	33.9	7.4	57	1.9	35.3	4.2	133	0.97	248.9	27.7	1.1	4	0.6	11.2	0.4	8
K962384	Drill Core	3.74	0.024	<2	0.5	51.6	4.9	46	1.6	33.9	5.0	141	0.92	155.7	11.8	1.1	4	0.5	8.1	0.3	7
K962385	Drill Core	6.28	0.033	<2	1.0	40.6	7.1	30	1.5	35.8	4.0	104	0.89	179.6	11.3	1.3	4	0.2	9.5	0.5	10
K962386	Drill Core	6.96	0.050	<2	1.2	55.6	8.9	206	1.9	54.2	5.6	425	2.05	320.5	24.4	1.1	10	1.0	10.4	0.6	12
K962387	Drill Core	7.75	0.082	<2	1.7	107.8	6.3	68	0.8	51.6	6.7	217	2.65	699.3	64.6	1.3	19	0.7	10.1	0.5	15
K962388	Drill Core	7.92	0.040	<2	0.9	33.9	5.8	23	0.8	31.9	3.5	115	0.87	162.9	8.1	1.3	21	0.4	7.5	0.3	13
K962389	Rock Pulp	0.15	3.944	<2	24.9	73.3	19.2	136	1.6	75.4	7.6	317	2.75	680.0	16.7	1.8	35	2.1	8.3	4.3	61
K962390	Drill Core	7.04	0.038	<2	1.3	42.2	8.7	60	1.5	38.0	3.7	214	1.08	154.1	27.4	1.2	15	0.8	10.1	0.4	12
K962391	Drill Core	7.31	0.030	<2	1.3	39.3	6.3	34	0.8	34.2	3.2	128	0.90	143.5	24.6	1.2	20	0.5	8.1	0.4	11
K962398	Drill Core	5.75	0.066	<2	2.3	63.7	10.2	145	1.1	38.4	5.6	199	1.72	313.3	42.1	1.2	23	2.4	16.9	0.8	12
K962399	Drill Core	3.46	0.039	<2	1.7	75.1	7.9	37	1.7	41.6	5.4	213	1.66	190.4	12.2	1.2	21	0.9	22.6	0.5	13
K962400	Drill Core	2.95	0.049	<2	0.9	39.0	5.2	20	1.3	39.6	3.9	107	0.96	178.3	14.7	1.3	13	0.4	14.6	0.4	10
K962051	Drill Core	2.76	0.060	<2	0.9	36.4	5.0	23	1.4	41.4	3.7	97	0.84	218.8	19.5	1.1	12	0.5	16.3	0.3	9
K962052	Drill Core	7.81	0.090	<2	1.7	38.4	5.6	44	2.5	40.5	4.4	88	1.10	294.6	8.5	1.6	6	0.7	27.0	0.4	10
K962053	Drill Core	7.04	0.043	<2	1.1	35.4	5.1	51	2.0	38.3	3.9	83	0.89	170.8	3.2	1.4	6	0.5	14.9	0.4	8
K952001 STD	Rock Pulp		2.011	<2	3.5	84.6	6.3	79	0.4	124.2	27.8	1573	6.52	871.7	2119	2.0	65	0.1	0.9	0.1	36
K962054	Drill Core	8.23	0.033	<2	1.4	45.5	6.8	54	2.1	45.1	4.5	168	1.03	318.0	4.9	1.5	27	0.9	10.4	0.4	13
K962055	Drill Core	7.88	0.033	<2	1.3	44.1	4.5	103	1.1	43.1	7.0	213	1.32	465.7	5.7	1.2	14	0.6	6.7	0.4	12
K962056	Drill Core	8.69	0.051	2	1.4	33.8	7.0	109	2.2	39.9	5.3	153	1.08	185.8	4.9	1.5	14	1.3	5.9	0.3	19
K962057	Drill Core	7.12	0.026	<2	1.5	47.6	6.5	128	1.0	45.9	5.7	278	1.51	206.2	14.8	1.6	24	2.1	5.3	0.5	21
K962058	Drill Core	6.16	0.052	2	1.4	64.4	25.5	372	2.2	60.1	7.9	582	2.67	374.6	27.8	1.3	24	5.5	15.0	1.0	24
K962059	Drill Core	7.02	0.039	<2	3.3	45.5	10.6	80	1.7	51.5	9.0	101	1.09	518.8	18.1	1.6	25	2.3	11.1	0.6	18
K962060	Drill Core	6.29	0.038	<2	1.0	61.5	6.5	91	0.9	60.1	5.0	135	1.42	154.7	26.5	1.3	27	4.1	7.8	0.6	23
K962061	Drill Core	5.56	0.028	<2	1.0	42.4	8.3	37	2.3	55.6	4.2	53	1.02	182.1	17.0	1.3	29	2.3	12.6	0.5	20
K962062	Drill Core	3.99	0.055	<2	3.4	60.2	10.5	67	1.4	58.6	4.9	72	1.40	291.7	41.6	1.2	46	3.6	13.2	0.9	24
K962063	Rock Pulp	0.15	0.010	<2	2.7	23.0	2.5	36	0.3	18.4	8.1	334	1.87	3.4	5.0	1.0	35	0.2	0.3	<0.1	49
K962064	Drill Core	6.47	0.025	<2	16.2	52.7	12.6	167	0.7	85.2	7.1	459	2.14	251.2	23.0	4.0	104	1.0	6.0	0.8	67
K962065	Drill Core	4.43	0.022	<2	3.1	64.4	5.9	218	0.9	49.9	7.4	432	2.21	142.1	13.9	1.5	14	0.8	10.2	0.5	25
K962066	Drill Core	4.23	0.021	<2	4.4	109.1	33.3	301	1.9	51.4	5.3	48	1.15	288.3	2.8	1.7	18	6.6	27.2	1.0	19
K962067	Drill Core	5.80	0.059	<2	8.1	64.1	33.7	219	2.6	70.3	7.7	116	1.87	289.0	4.5	1.8	16	5.2	20.1	1.4	24

This report supersedes all previous preliminary and final reports with this file number dated prior to the date on this certificate. Signature indicates final approval; preliminary reports are unsigned and should be used for reference only.

Acme Analytical Laboratories (Vancouver) Ltd.
1020 Cordova St. East Vancouver BC V6A 4A3 Canada
Phone (604) 253-3158 Fax (604) 253-1716
www.acmelab.com

Client: **Golden Predator Canada Corp.**
11th Floor, 888 Dunsmuir Street
Vancouver BC V6C 3K4 Canada

Project: Harlan
Report Date: November 14, 2011

CERTIFICATE OF ANALYSIS WHI11001550.2

	Method	1DX	1DX	1DX	1DX	1DX	1DX	1DX	1DX	1DX	1DX	1DX	1DX	1DX	1DX	1DX	1DX	1DX	1DX	1DX
	Analyte	Ca	P	La	Cr	Mg	Ba	Ti	B	Al	Na	K	W	Hg	Sc	Tl	S	Ga	Se	Te
	Unit	%	%	ppm	ppm	%	ppm	%	ppm	%	%	%	ppm	ppm	ppm	ppm	%	ppm	ppm	ppm
	MDL	0.01	0.001	1	1	0.01	1	0.001	20	0.01	0.001	0.01	0.1	0.01	0.1	0.1	0.05	1	0.5	0.2
K962383	Drill Core	0.11	0.022	3	13	0.06	96	0.002	<20	0.17	0.003	0.09	<0.1	1.05	0.5	<0.1	0.86	<1	6.1	<0.2
K962384	Drill Core	0.08	0.024	4	14	0.03	168	0.002	<20	0.15	0.004	0.08	0.2	2.08	0.4	<0.1	0.70	<1	4.6	<0.2
K962385	Drill Core	0.10	0.026	4	12	0.04	123	0.002	<20	0.19	0.003	0.10	0.3	1.22	0.4	<0.1	0.77	<1	4.9	<0.2
K962386	Drill Core	0.21	0.030	3	16	0.10	119	0.001	<20	0.21	0.003	0.10	0.4	1.14	1.3	<0.1	1.51	<1	11.3	<0.2
K962387	Drill Core	0.46	0.059	4	20	0.18	65	0.002	<20	0.22	0.004	0.09	0.1	1.03	1.5	0.2	2.48	<1	12.4	0.2
K962388	Drill Core	0.63	0.121	3	22	0.13	151	0.002	<20	0.24	0.003	0.12	<0.1	0.68	0.8	<0.1	0.75	<1	4.2	<0.2
K962389	Rock Pulp	1.95	0.081	2	21	0.85	110	<0.001	<20	0.31	0.002	0.19	1.4	4.70	2.5	2.3	1.83	1	6.2	0.7
K962390	Drill Core	0.36	0.034	3	15	0.12	107	0.001	<20	0.18	0.002	0.10	<0.1	0.81	0.8	0.1	0.89	<1	7.8	<0.2
K962391	Drill Core	0.50	0.035	3	18	0.10	116	0.001	<20	0.18	0.003	0.10	<0.1	0.79	0.8	0.2	0.84	<1	7.3	<0.2
K962398	Drill Core	0.67	0.064	3	15	0.13	157	0.001	<20	0.18	0.002	0.09	0.1	1.21	1.3	0.1	1.77	<1	13.9	<0.2
K962399	Drill Core	0.49	0.032	3	22	0.13	101	0.001	<20	0.17	0.002	0.08	0.1	1.39	1.3	<0.1	1.69	<1	13.2	<0.2
K962400	Drill Core	0.34	0.026	6	13	0.05	108	0.001	<20	0.17	0.001	0.09	0.1	0.82	0.7	<0.1	0.94	<1	7.3	<0.2
K962051	Drill Core	0.33	0.024	4	16	0.04	98	0.001	<20	0.15	0.002	0.08	0.1	0.93	0.4	<0.1	0.80	<1	5.9	<0.2
K962052	Drill Core	0.14	0.031	4	11	0.04	105	0.002	<20	0.16	0.002	0.09	<0.1	1.13	0.5	0.1	1.09	<1	8.3	<0.2
K962053	Drill Core	0.13	0.032	4	21	0.04	105	0.001	<20	0.15	0.002	0.08	<0.1	1.08	0.4	<0.1	0.82	<1	5.5	<0.2
K952001 STD	Rock Pulp	1.12	0.152	15	40	2.21	161	0.094	<20	1.07	0.198	0.07	0.1	0.01	2.0	<0.1	1.43	3	1.4	<0.2
K962054	Drill Core	0.57	0.096	4	14	0.11	148	0.002	<20	0.21	0.003	0.11	<0.1	1.47	1.1	<0.1	0.96	<1	5.8	<0.2
K962055	Drill Core	0.34	0.037	3	18	0.09	112	0.001	<20	0.16	0.003	0.08	<0.1	1.22	2.1	<0.1	0.98	<1	8.7	0.4
K962056	Drill Core	0.23	0.098	4	12	0.02	152	0.002	<20	0.27	0.004	0.12	0.2	1.36	0.6	<0.1	0.84	<1	7.5	<0.2
K962057	Drill Core	0.11	0.046	5	14	0.02	127	0.001	<20	0.25	0.003	0.09	0.4	0.77	1.2	0.1	1.11	<1	7.9	<0.2
K962058	Drill Core	0.09	0.037	5	15	0.03	109	0.001	<20	0.28	0.003	0.09	0.2	1.55	1.8	0.1	1.79	<1	13.1	<0.2
K962059	Drill Core	0.08	0.038	6	14	0.02	139	0.001	<20	0.25	0.002	0.11	0.2	1.09	0.5	<0.1	0.93	<1	7.0	0.5
K962060	Drill Core	0.06	0.029	8	15	0.02	118	0.001	<20	0.25	0.003	0.09	0.2	0.82	0.7	<0.1	1.26	<1	7.5	<0.2
K962061	Drill Core	0.05	0.025	5	12	0.01	106	0.001	<20	0.21	0.002	0.08	0.1	0.78	0.4	<0.1	1.00	<1	8.0	<0.2
K962062	Drill Core	0.06	0.037	4	13	0.03	129	0.002	<20	0.32	0.003	0.09	0.2	0.79	0.6	<0.1	1.37	<1	8.5	<0.2
K962063	Rock Pulp	0.76	0.047	5	25	0.49	85	0.108	<20	1.12	0.064	0.08	10.2	<0.01	3.3	<0.1	<0.05	4	0.7	<0.2
K962064	Drill Core	1.52	0.053	6	17	0.47	330	0.004	<20	0.64	0.008	0.31	0.5	0.88	3.7	0.2	1.58	2	15.5	0.3
K962065	Drill Core	0.19	0.062	8	15	0.05	215	0.001	<20	0.28	0.003	0.11	<0.1	0.77	1.5	0.1	1.44	<1	11.8	<0.2
K962066	Drill Core	0.12	0.056	8	14	0.02	168	0.002	<20	0.23	0.004	0.10	0.2	0.41	0.5	<0.1	1.13	<1	12.3	<0.2
K962067	Drill Core	0.08	0.036	6	18	0.02	176	0.002	<20	0.26	0.003	0.12	0.3	1.20	0.9	<0.1	1.81	<1	15.3	0.2

This report supersedes all previous preliminary and final reports with this file number dated prior to the date on this certificate. Signature indicates final approval; preliminary reports are unsigned and should be used for reference only.

Acme Analytical Laboratories (Vancouver) Ltd.
1020 Cordova St. East Vancouver BC V6A 4A3 Canada
Phone (604) 253-3158 Fax (604) 253-1716
www.acmelab.com

Client: **Golden Predator Canada Corp.**
11th Floor, 888 Dunsmuir Street
Vancouver BC V6C 3K4 Canada

Project: Harlan
Report Date: November 14, 2011

Page: 3 of 4 Part 1

CERTIFICATE OF ANALYSIS WHI11001550.2

Method		WGHT	G6	7TD	1DX	1DX	1DX	1DX	1DX	1DX	1DX	1DX	1DX	1DX	1DX	1DX	1DX	1DX	1DX	1DX	1DX
Analyte		Wgt	Au	Ag	Mo	Cu	Pb	Zn	Ag	Ni	Co	Mn	Fe	As	Au	Th	Sr	Cd	Sb	Bi	V
Unit		kg	ppm	gm/t	ppm	ppm	ppm	ppm	ppm	ppm	ppm	ppm	%	ppm	ppb	ppm	ppm	ppm	ppm	ppm	ppm
MDL		0.01	0.005	2	0.1	0.1	0.1	1	0.1	0.1	0.1	1	0.01	0.5	0.5	0.1	1	0.1	0.1	0.1	2
K962068	Drill Core	5.81	0.021	<2	4.3	48.6	15.9	196	0.7	53.6	6.5	275	1.71	521.0	18.1	3.1	19	1.5	7.9	0.9	27
K962069	Drill Core	3.44	0.032	<2	5.8	52.8	4.3	32	0.4	45.2	3.6	101	1.30	293.4	25.8	1.5	20	0.3	3.9	0.7	18
K962070	Drill Core	4.57	0.107	<2	1.9	248.8	8.3	28	1.0	43.9	11.8	175	7.24	1470	105.0	0.8	52	0.3	12.1	3.1	29
K962071	Drill Core	3.13	0.051	<2	2.9	44.2	5.2	36	0.5	32.6	2.8	105	1.15	1290	45.9	1.5	34	0.4	17.4	0.9	15
K962072	Drill Core	3.80	0.035	<2	1.2	213.7	9.2	56	1.3	33.8	8.0	210	6.81	718.8	24.3	1.0	30	0.7	6.8	7.3	28
K962073	Drill Core	6.80	0.022	<2	2.6	42.8	4.8	37	0.4	41.6	3.9	64	0.96	219.7	7.0	1.8	17	0.4	3.8	0.8	19
K962074	Drill Core	5.30	0.041	<2	1.7	38.7	7.5	47	0.8	31.4	4.1	75	1.12	256.9	7.8	1.2	11	0.5	7.8	1.0	12
K962075	Drill Core	2.13	0.068	<2	2.4	34.5	3.9	21	0.6	38.7	5.0	79	1.04	1388	11.8	1.4	15	0.3	18.1	0.8	13
K962076	Rock Pulp	0.15	3.460	2	24.7	73.8	20.5	141	1.6	69.3	7.8	332	2.82	709.5	11.7	2.0	34	1.9	6.7	4.3	72
K962077	Drill Core	2.75	0.033	<2	1.5	123.6	5.0	40	0.5	34.9	5.2	227	4.34	378.5	5.7	1.0	33	0.5	6.4	1.9	15
K962078	Drill Core	5.45	0.067	<2	2.6	45.0	60.0	43	2.4	34.5	4.6	59	1.87	530.3	2.7	1.5	15	0.5	48.3	14.8	13
K962079	Drill Core	4.23	0.075	<2	2.1	39.1	11.5	134	0.9	36.8	4.2	192	1.62	479.8	20.6	1.5	11	1.1	12.7	3.6	12
K962080	Drill Core	6.38	0.119	3	3.4	53.4	55.0	182	2.8	117.3	8.9	122	1.86	981.1	1.4	1.6	11	2.0	96.3	17.0	13
K962081	Drill Core	6.86	0.036	<2	2.4	41.2	54.9	78	2.0	33.5	3.5	86	1.20	366.6	<0.5	1.4	14	1.3	40.6	6.0	11
K962082	Drill Core	7.78	0.039	2	2.8	47.0	14.8	37	1.8	38.2	4.5	158	1.28	251.0	<0.5	1.7	26	0.7	14.8	1.0	13
K962083	Drill Core	4.34	0.040	<2	2.7	59.3	15.9	15	2.0	42.2	5.3	177	2.38	292.0	13.7	1.3	28	0.3	17.6	1.5	13
K962084	Drill Core	8.28	0.117	<2	3.2	63.3	18.0	27	2.3	44.4	6.8	153	1.85	634.4	7.3	1.4	35	0.4	16.7	2.7	14
K962085	Drill Core	5.75	0.056	2	2.1	49.6	138.8	34	2.1	39.7	5.3	68	1.24	499.2	<0.5	1.6	12	0.5	71.7	1.8	12
K962086	Drill Core	6.21	0.031	2	1.8	27.1	32.7	42	2.0	39.4	4.6	78	1.38	342.9	<0.5	1.4	9	0.3	23.9	0.6	12
K962087	Drill Core	7.74	0.040	5	2.3	93.8	218.0	758	5.1	37.3	4.6	119	1.36	262.8	<0.5	1.2	10	10.7	152.4	1.7	10
K962088	Drill Core	2.60	0.035	<2	2.3	30.8	19.6	62	1.6	43.9	4.5	183	1.05	218.4	7.7	1.6	18	0.8	14.8	0.6	15
K962089	Drill Core	2.66	0.036	<2	2.2	31.4	24.8	109	1.4	39.2	4.3	191	1.02	256.5	7.2	1.8	19	1.2	20.9	0.7	15
K962090	Drill Core	4.88	0.149	2	2.0	55.8	60.5	85	2.4	38.3	6.1	417	2.98	408.2	83.2	1.3	116	1.1	26.9	2.7	18
K962091	Drill Core	7.56	0.125	5	1.4	191.4	46.7	54	4.5	36.4	7.4	290	6.17	842.2	83.2	1.1	47	0.9	32.0	7.4	27
K952002 STD	Rock Pulp		2.003	<2	3.0	84.8	5.9	75	0.3	117.4	28.2	1528	6.35	858.0	2062	2.0	58	0.1	0.6	0.2	33
K962092	Drill Core	8.13	0.089	<2	1.5	58.0	28.7	111	2.8	44.5	6.5	226	1.85	1526	5.4	1.8	58	2.4	16.4	1.4	22
K962093	Drill Core	6.14	0.039	<2	3.1	41.4	25.3	136	2.3	43.9	5.0	266	1.52	487.6	11.6	1.5	36	1.5	8.5	1.2	20
K962094	Drill Core	3.99	0.028	<2	3.2	35.1	8.9	6	0.8	44.4	5.5	119	1.36	500.0	2.0	1.4	16	<0.1	3.7	2.0	14
K962095	Drill Core	4.84	0.048	2	4.2	137.4	8.7	34	1.6	64.7	10.4	205	4.97	350.3	22.2	2.4	33	0.2	9.1	6.8	73
K962096	Drill Core	5.75	0.066	<2	2.7	112.5	7.5	26	0.7	62.2	10.9	80	2.61	509.9	45.3	3.9	27	0.3	8.7	11.2	38

This report supersedes all previous preliminary and final reports with this file number dated prior to the date on this certificate. Signature indicates final approval; preliminary reports are unsigned and should be used for reference only.

AcmeLabs Acme Analytical Laboratories (Vancouver) Ltd.

1020 Cordova St. East Vancouver BC V6A 4A3 Canada
Phone (604) 253-3158 Fax (604) 253-1716

www.acmelab.com

Client: **Golden Predator Canada Corp.**
11th Floor, 888 Dunsmuir Street
Vancouver BC V6C 3K4 Canada

Project: Harlan
Report Date: November 14, 2011

Page: 3 of 4 Part 2

CERTIFICATE OF ANALYSIS WHI11001550.2

	Method	1DX	1DX	1DX	1DX	1DX	1DX	1DX	1DX	1DX	1DX	1DX	1DX	1DX	1DX	1DX	1DX	1DX	1DX	1DX
	Analyte	**Ca**	**P**	**La**	**Cr**	**Mg**	**Ba**	**Ti**	**B**	**Al**	**Na**	**K**	**W**	**Hg**	**Sc**	**Tl**	**S**	**Ga**	**Se**	**Te**
	Unit	**%**	**%**	**ppm**	**ppm**	**%**	**ppm**	**%**	**ppm**	**%**	**%**	**%**	**ppm**	**ppm**	**ppm**	**ppm**	**%**	**ppm**	**ppm**	**ppm**
	MDL	**0.01**	**0.001**	**1**	**1**	**0.01**	**1**	**0.001**	**20**	**0.01**	**0.001**	**0.01**	**0.1**	**0.01**	**0.1**	**0.1**	**0.05**	**1**	**0.5**	**0.2**
K962068	Drill Core	0.35	0.056	6	16	0.11	233	0.002	<20	0.40	0.005	0.16	0.3	1.03	1.0	0.1	1.16	1	9.5	0.7
K962069	Drill Core	0.43	0.047	3	16	0.20	166	0.001	<20	0.22	0.003	0.12	0.3	0.38	1.1	<0.1	1.15	<1	9.4	0.3
K962070	Drill Core	0.68	0.050	2	18	0.92	100	0.003	<20	0.32	0.004	0.18	0.2	0.85	2.4	0.3	6.21	2	42.8	1.1
K962071	Drill Core	0.69	0.053	5	15	0.29	129	0.002	<20	0.23	0.003	0.12	0.1	3.16	1.2	0.2	1.03	<1	9.2	0.7
K962072	Drill Core	0.57	0.057	2	20	1.31	71	0.001	<20	0.27	0.003	0.14	<0.1	0.51	2.8	0.1	5.21	2	35.8	0.8
K962073	Drill Core	0.35	0.062	5	16	0.13	172	0.002	21	0.26	0.005	0.13	0.1	0.54	0.7	<0.1	0.86	<1	7.1	<0.2
K962074	Drill Core	0.28	0.049	4	12	0.09	144	0.002	<20	0.19	0.004	0.10	<0.1	0.83	0.6	<0.1	1.06	<1	8.6	<0.2
K962075	Drill Core	0.34	0.057	5	10	0.12	164	0.001	<20	0.22	0.004	0.11	0.1	3.09	0.7	0.2	1.00	<1	7.2	<0.2
K962076	Rock Pulp	2.00	0.087	2	21	0.88	89	<0.001	<20	0.39	0.004	0.22	1.3	5.79	2.6	2.6	1.86	1	7.0	1.0
K962077	Drill Core	0.86	0.060	2	12	0.58	99	0.001	<20	0.16	0.005	0.08	0.1	0.76	2.3	0.2	4.14	<1	15.1	0.6
K962078	Drill Core	0.23	0.071	4	1	0.06	143	0.002	<20	0.21	0.003	0.10	0.2	2.57	0.5	0.1	2.00	<1	13.0	0.2
K962079	Drill Core	0.26	0.045	4	12	0.09	138	0.001	<20	0.19	0.004	0.10	0.1	1.89	0.9	0.1	1.36	<1	7.0	<0.2
K962080	Drill Core	0.13	0.046	5	11	0.04	134	0.002	<20	0.21	0.002	0.10	0.2	2.64	0.6	0.3	1.77	<1	12.9	0.4
K962081	Drill Core	0.29	0.053	4	13	0.10	138	0.002	<20	0.22	0.002	0.10	<0.1	1.64	0.8	<0.1	1.16	<1	10.3	<0.2
K962082	Drill Core	0.50	0.055	4	17	0.12	161	0.002	<20	0.23	0.002	0.12	<0.1	1.29	0.9	0.1	1.24	<1	11.1	<0.2
K962083	Drill Core	0.71	0.040	3	17	0.10	139	0.001	<20	0.23	0.002	0.11	0.1	1.78	0.9	0.2	2.50	<1	22.9	0.2
K962084	Drill Core	0.53	0.048	3	19	0.19	153	0.002	<20	0.23	0.001	0.11	0.1	1.91	0.9	0.1	1.88	<1	17.8	0.4
K962085	Drill Core	0.19	0.036	4	23	0.06	144	0.002	<20	0.20	0.002	0.11	<0.1	1.50	0.6	0.1	1.20	<1	10.2	0.4
K962086	Drill Core	0.17	0.035	4	13	0.05	148	0.002	<20	0.21	0.002	0.11	<0.1	1.17	0.7	<0.1	1.36	<1	11.6	0.3
K962087	Drill Core	0.22	0.034	3	16	0.07	121	0.002	<20	0.17	0.002	0.09	<0.1	6.54	0.5	0.1	1.39	<1	10.9	<0.2
K962088	Drill Core	0.40	0.040	6	21	0.16	189	0.001	<20	0.22	0.002	0.12	<0.1	1.21	0.9	0.1	0.90	<1	8.1	<0.2
K962089	Drill Core	0.43	0.056	6	19	0.16	162	0.002	<20	0.22	0.003	0.11	0.1	1.28	0.8	0.1	0.87	<1	7.1	0.2
K962090	Drill Core	1.32	0.056	3	15	0.62	131	0.001	<20	0.23	0.003	0.11	0.1	1.16	1.9	0.2	2.92	<1	22.5	0.4
K962091	Drill Core	1.10	0.061	2	21	0.80	90	0.003	<20	0.37	0.003	0.17	0.2	1.78	2.2	0.3	6.08	2	35.3	2.4
K952002 STD	Rock Pulp	1.08	0.140	14	35	2.14	154	0.096	<20	1.03	0.195	0.07	0.1	0.04	1.9	<0.1	1.36	3	1.3	<0.2
K962092	Drill Core	0.44	0.055	4	14	0.20	165	0.009	<20	0.38	0.011	0.13	0.1	0.63	0.9	0.2	1.56	1	14.1	2.9
K962093	Drill Core	0.56	0.054	4	17	0.22	150	0.002	<20	0.30	0.002	0.13	0.1	0.55	1.0	0.1	1.22	<1	14.2	0.8
K962094	Drill Core	0.57	0.033	3	14	0.15	148	0.002	<20	0.23	0.002	0.11	0.2	0.21	0.5	<0.1	1.32	<1	18.6	0.5
K962095	Drill Core	0.83	0.062	4	24	0.95	25	0.014	<20	0.96	0.006	0.41	0.2	0.18	4.2	0.4	4.97	4	38.6	2.2
K962096	Drill Core	0.55	0.082	7	15	0.29	152	0.007	<20	0.56	0.004	0.27	0.2	0.09	2.0	0.2	2.46	2	19.5	0.8

This report supersedes all previous preliminary and final reports with this file number dated prior to the date on this certificate. Signature indicates final approval; preliminary reports are unsigned and should be used for reference only.

AcmeLabs Acme Analytical Laboratories (Vancouver) Ltd.
1020 Cordova St. East Vancouver BC V6A 4A3 Canada
Phone (604) 253-3158 Fax (604) 253-1716

www.acmelab.com

Client: **Golden Predator Canada Corp.**
11th Floor, 888 Dunsmuir Street
Vancouver BC V6C 3K4 Canada

Project: Harlan
Report Date: November 14, 2011

CERTIFICATE OF ANALYSIS WHI11001550.2

Method		WGHT	G6	7TD	1DX	1DX	1DX	1DX	1DX	1DX	1DX	1DX	1DX	1DX	1DX	1DX	1DX	1DX	1DX	1DX	1DX
Analyte		Wgt	Au	Ag	Mo	Cu	Pb	Zn	Ag	Ni	Co	Mn	Fe	As	Au	Th	Sr	Cd	Sb	Bi	V
Unit		kg	ppm	gm/t	ppm	ppm	ppm	ppm	ppm	ppm	ppm	ppm	%	ppm	ppb	ppm	ppm	ppm	ppm	ppm	ppm
MDL		0.01	0.005	2	0.1	0.1	0.1	1	0.1	0.1	0.1	1	0.01	0.5	0.5	0.1	1	0.1	0.1	0.1	2
K962097	Drill Core	4.86	0.026	<2	5.9	110.7	7.2	106	0.7	72.8	12.4	140	2.62	413.9	4.4	4.0	20	0.4	12.1	6.2	33
K962098	Drill Core	6.48	0.034	<2	1.9	182.7	5.1	29	0.9	46.2	8.1	105	4.40	159.5	20.2	2.5	30	0.2	4.0	10.4	29
K962099	Drill Core	4.24	0.023	<2	3.7	130.2	3.5	20	0.6	47.6	7.0	131	2.52	271.2	7.8	4.1	58	0.2	2.9	1.1	30
K962100	Drill Core	4.40	0.032	<2	3.1	236.6	8.2	34	1.1	51.8	11.2	151	4.85	292.1	15.0	4.1	40	0.3	5.8	2.5	40
K961501	Drill Core	0.15	0.008	<2	3.0	22.4	2.5	34	0.5	19.8	8.5	340	1.92	2.8	<0.5	1.2	36	0.2	0.3	<0.1	48
K961502	Drill Core	6.06	0.024	<2	2.3	172.0	7.9	37	1.1	47.8	7.2	184	3.93	1106	14.4	1.7	94	0.6	6.1	1.4	22
K961503	Drill Core	8.75	0.069	<2	3.4	144.2	7.8	102	0.8	66.6	9.7	177	3.51	628.1	<0.5	1.7	28	0.3	7.9	10.3	33
K961504	Drill Core	5.97	0.037	<2	1.7	137.9	5.5	39	0.8	41.2	9.4	141	2.95	1853	4.3	1.4	33	0.1	7.8	1.7	17
K961505	Drill Core	6.86	0.036	3	3.0	80.5	28.9	24	1.9	43.9	4.7	85	1.12	1052	1.0	2.0	34	0.3	21.5	8.7	16
K961506	Drill Core	5.61	0.061	<2	3.6	70.5	23.5	47	2.4	43.4	7.5	186	1.56	2005	17.1	1.4	44	0.7	20.6	1.5	15
K961507	Drill Core	4.32	0.041	<2	2.0	58.2	18.9	61	1.4	34.4	6.4	134	1.24	3034	1.6	1.5	38	0.9	14.5	0.6	14
K961511	Drill Core	7.80	0.256	3	1.2	227.5	48.2	93	3.0	36.4	10.4	256	5.58	3617	204.0	0.9	147	1.1	41.9	9.9	17
K961512	Drill Core	5.23	0.076	<2	1.2	146.7	11.2	36	0.8	27.8	4.4	161	3.55	565.0	49.1	1.1	89	0.4	8.0	4.2	17
K961513	Rock Pulp	0.15	3.981	2	25.0	79.7	21.0	151	1.7	73.3	8.0	350	2.87	752.9	15.3	2.0	36	2.3	8.1	4.3	70
K961514	Drill Core	5.17	0.015	<2	1.2	40.9	3.8	16	0.3	26.6	3.4	116	0.87	183.7	<0.5	1.1	46	0.2	3.3	0.7	10
K961515	Drill Core	4.79	0.016	<2	2.4	79.1	7.1	18	0.6	34.1	4.4	123	2.06	268.9	<0.5	1.2	63	0.2	5.1	6.8	12
K961516	Drill Core	6.71	0.034	<2	1.4	269.2	5.2	21	1.1	31.6	7.2	143	5.72	534.5	14.2	1.1	46	0.1	5.7	2.4	25
K961517	Drill Core	7.69	0.016	<2	1.5	180.5	6.5	26	0.8	33.4	7.3	256	5.14	115.6	4.9	1.2	56	0.3	2.6	1.0	37
K961518	Drill Core	7.40	0.014	<2	1.4	174.3	6.5	33	0.8	29.4	6.5	246	4.28	107.9	3.5	1.4	51	0.4	2.1	0.9	44
K961519	Drill Core	7.47	0.026	<2	1.3	244.9	6.2	22	1.2	35.4	6.8	147	5.87	772.1	10.4	1.3	76	0.2	4.6	1.4	36
K961520	Drill Core	6.77	0.015	<2	1.9	122.5	5.6	24	0.7	34.3	5.3	187	3.81	117.7	5.0	1.4	106	0.3	2.4	1.1	28
K961521	Drill Core	7.47	0.034	<2	2.2	113.6	15.2	59	1.2	32.1	5.6	219	3.52	192.8	4.1	1.2	108	0.7	9.2	1.9	17
K961522	Drill Core	7.25	0.012	<2	1.5	41.9	4.2	58	0.5	28.5	4.2	153	1.37	82.9	0.8	1.4	62	0.7	4.1	0.7	12
K961523	Drill Core	6.87	0.043	<2	1.6	117.6	9.9	62	1.0	28.1	4.7	146	3.63	419.0	24.4	1.3	64	0.9	3.7	8.1	16
K961524	Drill Core	3.71	0.111	2	3.2	137.8	8.2	27	1.0	33.3	10.3	208	5.01	595.8	43.4	1.2	95	0.3	3.1	3.5	21
K961525	Drill Core	3.72	0.111	2	1.9	157.2	8.9	32	1.2	37.2	10.8	246	5.96	434.0	49.1	1.2	110	0.3	3.2	4.5	22

This report supersedes all previous preliminary and final reports with this file number dated prior to the date on this certificate. Signature indicates final approval; preliminary reports are unsigned and should be used for reference only.

AcmeLabs Acme Analytical Laboratories (Vancouver) Ltd.
1020 Cordova St. East Vancouver BC V6A 4A3 Canada
Phone (604) 253-3158 Fax (604) 253-1716

www.acmelab.com

Client: **Golden Predator Canada Corp.**
11th Floor, 888 Dunsmuir Street
Vancouver BC V6C 3K4 Canada

Project: Harlan
Report Date: November 14, 2011

Page: 4 of 4 Part 2

CERTIFICATE OF ANALYSIS WHI11001550.2

Method		1DX	1DX	1DX	1DX	1DX	1DX	1DX	1DX	1DX	1DX	1DX	1DX	1DX	1DX	1DX	1DX	1DX	1DX	1DX
Analyte		Ca	P	La	Cr	Mg	Ba	Ti	B	Al	Na	K	W	Hg	Sc	Tl	S	Ga	Se	Te
Unit		%	%	ppm	ppm	%	ppm	%	ppm	%	%	%	ppm	ppm	ppm	ppm	%	ppm	ppm	ppm
MDL		0.01	0.001	1	1	0.01	1	0.001	20	0.01	0.001	0.01	0.1	0.01	0.1	0.1	0.05	1	0.5	0.2
K962097	Drill Core	0.34	0.087	10	16	0.21	179	0.009	<20	0.63	0.004	0.31	0.3	0.06	1.1	0.2	2.32	2	20.4	0.5
K962098	Drill Core	0.59	0.054	3	18	0.47	106	0.006	<20	0.46	0.004	0.25	0.2	0.05	1.6	0.2	3.98	2	30.2	1.9
K962099	Drill Core	1.05	0.057	5	18	0.50	186	0.003	<20	0.49	0.004	0.27	0.2	0.05	2.6	0.2	2.34	1	20.6	0.5
K962100	Drill Core	0.85	0.075	5	18	0.50	43	0.008	<20	0.64	0.006	0.36	0.3	0.07	2.8	0.4	4.32	2	33.8	0.5
K961501	Drill Core	0.78	0.049	5	27	0.50	86	0.116	<20	1.15	0.067	0.08	11.1	0.02	3.2	<0.1	<0.05	4	<0.5	<0.2
K961502	Drill Core	1.23	0.059	2	20	0.80	130	0.001	<20	0.29	0.003	0.15	0.1	0.09	2.9	0.2	3.80	1	31.1	1.3
K961503	Drill Core	0.69	0.063	3	21	0.57	136	0.005	<20	0.44	0.005	0.20	0.3	0.11	1.9	0.2	2.91	2	19.4	0.8
K961504	Drill Core	0.49	0.048	3	20	0.57	138	0.002	<20	0.25	0.003	0.13	0.2	0.16	1.8	0.1	2.49	1	20.3	3.2
K961505	Drill Core	0.58	0.031	5	2	0.29	207	0.002	<20	0.26	0.003	0.16	0.2	0.43	1.0	0.1	1.02	<1	12.7	1.4
K961506	Drill Core	0.64	0.033	4	30	0.30	182	0.001	<20	0.23	0.003	0.12	0.3	0.57	0.9	0.1	1.43	<1	18.8	1.8
K961507	Drill Core	0.57	0.043	5	19	0.25	231	0.001	<20	0.27	0.002	0.14	0.2	0.45	1.1	0.1	1.03	<1	15.7	4.7
K961511	Drill Core	1.09	0.061	2	7	1.23	93	0.001	<20	0.24	0.002	0.13	0.1	3.81	2.1	0.2	5.62	1	49.8	5.2
K961512	Drill Core	0.88	0.066	3	19	0.93	115	0.001	<20	0.24	0.002	0.13	0.1	1.03	2.2	0.2	3.32	1	20.2	0.2
K961513	Rock Pulp	2.05	0.086	2	22	0.89	135	<0.001	<20	0.38	0.002	0.23	1.5	5.93	2.6	2.7	1.92	1	5.0	0.8
K961514	Drill Core	0.62	0.027	4	16	0.30	178	<0.001	<20	0.17	0.001	0.09	<0.1	0.30	0.8	0.1	0.75	<1	6.8	<0.2
K961515	Drill Core	0.78	0.043	3	5	0.31	134	0.001	<20	0.19	<0.001	0.10	0.1	0.36	1.0	0.1	2.11	<1	17.1	0.2
K961516	Drill Core	0.63	0.056	2	34	1.33	82	0.003	<20	0.32	0.002	0.19	0.1	0.38	2.3	0.2	5.05	2	34.7	0.6
K961517	Drill Core	1.31	0.047	3	13	1.64	57	0.001	<20	0.49	0.002	0.08	0.2	0.14	2.9	<0.1	4.28	3	25.7	0.3
K961518	Drill Core	1.37	0.056	4	31	1.38	71	0.002	<20	0.58	0.002	0.10	0.4	0.09	3.2	0.1	3.52	4	20.9	0.2
K961519	Drill Core	0.93	0.066	3	12	1.55	28	0.004	<20	0.45	0.004	0.22	1.2	0.15	3.1	0.3	5.36	3	39.3	1.0
K961520	Drill Core	1.34	0.053	3	30	1.03	52	0.002	<20	0.34	0.002	0.12	0.1	0.08	2.6	0.2	3.69	2	27.5	<0.2
K961521	Drill Core	1.26	0.070	3	6	0.69	39	0.001	<20	0.21	0.003	0.11	0.1	0.12	2.0	0.1	3.72	1	29.9	0.5
K961522	Drill Core	0.89	0.033	4	22	0.43	198	0.001	<20	0.19	0.002	0.10	<0.1	0.09	1.3	<0.1	1.12	<1	6.9	<0.2
K961523	Drill Core	0.85	0.042	3	6	0.78	47	0.001	<20	0.20	0.002	0.11	0.2	0.07	1.9	0.1	3.33	1	21.7	1.3
K961524	Drill Core	1.10	0.068	6	18	1.25	56	0.001	<20	0.22	0.003	0.12	1.3	0.07	2.7	0.1	4.98	1	34.1	1.6
K961525	Drill Core	1.38	0.070	6	8	1.38	31	0.001	<20	0.23	0.003	0.12	1.6	0.07	2.9	0.1	5.73	2	37.9	1.4

This report supersedes all previous preliminary and final reports with this file number dated prior to the date on this certificate. Signature indicates final approval; preliminary reports are unsigned and should be used for reference only.

AcmeLabs Acme Analytical Laboratories (Vancouver) Ltd.
1020 Cordova St. East Vancouver BC V6A 4A3 Canada
Phone (604) 253-3158 Fax (604) 253-1716

www.acmelab.com

Client: **Golden Predator Canada Corp.**
11th Floor, 888 Dunsmuir Street
Vancouver BC V6C 3K4 Canada

Project: Harlan
Report Date: November 14, 2011

QUALITY CONTROL REPORT WHI11001550.2

	Method	**WGHT**	**G6**	**7TD**	**1DX**	**1DX**	**1DX**	**1DX**	**1DX**	**1DX**	**1DX**	**1DX**	**1DX**	**1DX**	**1DX**	**1DX**	**1DX**	**1DX**	**1DX**	**1DX**	**1DX**
	Analyte	**Wgt**	**Au**	**Ag**	**Mo**	**Cu**	**Pb**	**Zn**	**Ag**	**Ni**	**Co**	**Mn**	**Fe**	**As**	**Au**	**Th**	**Sr**	**Cd**	**Sb**	**Bi**	**V**
	Unit	**kg**	**ppm**	**gm/t**	**ppm**	**ppm**	**ppm**	**ppm**	**ppm**	**ppm**	**ppm**	**ppm**	**%**	**ppm**	**ppb**	**ppm**	**ppm**	**ppm**	**ppm**	**ppm**	**ppm**
	MDL	**0.01**	**0.005**	**2**	**0.1**	**0.1**	**0.1**	**1**	**0.1**	**0.1**	**0.1**	**1**	**0.01**	**0.5**	**0.5**	**0.1**	**1**	**0.1**	**0.1**	**0.1**	**2**
Pulp Duplicates																					
K962060	Drill Core	6.29	0.038	<2	1.0	61.5	6.5	91	0.9	60.1	5.0	135	1.42	154.7	26.5	1.3	27	4.1	7.8	0.6	23
REP K962060	QC				1.0	58.4	6.4	87	0.9	57.0	4.7	128	1.38	148.5	24.7	1.3	26	3.7	7.4	0.6	23
K962070	Drill Core	4.57	0.107	<2	1.9	248.8	8.3	28	1.0	43.9	11.8	175	7.24	1470	105.0	0.8	52	0.3	12.1	3.1	29
REP K962070	QC		0.109																		
K962083	Drill Core	4.34	0.040	<2	2.7	59.3	15.9	15	2.0	42.2	5.3	177	2.38	292.0	13.7	1.3	28	0.3	17.6	1.5	13
REP K962083	QC		0.040																		
K962084	Drill Core	8.28	0.117	<2	3.2	63.3	18.0	27	2.3	44.4	6.8	153	1.85	634.4	7.3	1.4	35	0.4	16.7	2.7	14
REP K962084	QC			2																	
K962086	Drill Core	6.21	0.031	2	1.8	27.1	32.7	42	2.0	39.4	4.6	78	1.38	342.9	<0.5	1.4	9	0.3	23.9	0.6	12
REP K962086	QC				1.7	27.1	33.0	41	1.9	37.8	4.4	74	1.32	330.0	<0.5	1.3	9	0.4	23.7	0.7	12
REP K961515	QC			<2																	
K961516	Drill Core	6.71	0.034	<2	1.4	269.2	5.2	21	1.1	31.6	7.2	143	5.72	534.5	14.2	1.1	46	0.1	5.7	2.4	25
REP K961516	QC		0.029																		
K961519	Drill Core	7.47	0.026	<2	1.3	244.9	6.2	22	1.2	35.4	6.8	147	5.87	772.1	10.4	1.3	76	0.2	4.6	1.4	36
REP K961519	QC				1.3	238.1	6.2	21	1.2	33.6	6.7	147	5.73	715.7	10.4	1.3	76	0.2	4.3	1.3	36
Core Reject Duplicates																					
K962080	Drill Core	6.38	0.119	3	3.4	53.4	55.0	182	2.8	117.3	8.9	122	1.86	981.1	1.4	1.6	11	2.0	96.3	17.0	13
DUP K962080	QC		0.116	2	3.0	52.1	52.6	174	2.7	117.3	8.4	116	1.86	1005	<0.5	1.6	10	2.2	87.5	17.3	14
K961515	Drill Core	4.79	0.016	<2	2.4	79.1	7.1	18	0.6	34.1	4.4	123	2.06	268.9	<0.5	1.2	63	0.2	5.1	6.8	12
DUP K961515	QC		0.019	<2	2.4	80.6	5.1	23	0.6	34.6	4.8	124	2.01	302.7	<0.5	1.3	57	0.2	3.7	3.5	15
Reference Materials																					
STD DS8	Standard				13.2	109.2	124.0	309	1.7	37.4	7.5	584	2.45	25.4	124.7	6.0	70	2.0	5.0	6.9	41
STD DS8	Standard				13.7	110.9	127.4	314	1.7	39.1	7.7	603	2.47	23.0	101.1	6.8	70	2.2	3.0	5.9	41
STD DS8	Standard				13.7	114.4	122.9	322	1.8	38.4	7.1	628	2.51	24.7	91.3	6.6	72	2.5	5.5	6.7	43
STD DS8	Standard				13.1	110.0	123.4	318	1.7	37.0	7.6	607	2.50	26.2	97.8	6.9	71	2.3	3.3	6.2	43
STD OREAS131B	Standard			34																	
STD OREAS153A	Standard			<2																	
STD OREAS131B	Standard			33																	

This report supersedes all previous preliminary and final reports with this file number dated prior to the date on this certificate. Signature indicates final approval; preliminary reports are unsigned and should be used for reference only.

AcmeLabs Acme Analytical Laboratories (Vancouver) Ltd.
1020 Cordova St. East Vancouver BC V6A 4A3 Canada
Phone (604) 253-3158 Fax (604) 253-1716

www.acmelab.com

Client: **Golden Predator Canada Corp.**
11th Floor, 888 Dunsmuir Street
Vancouver BC V6C 3K4 Canada

Project: Harlan
Report Date: November 14, 2011

Page: 1 of 3 Part 2

QUALITY CONTROL REPORT WHI11001550.2

	Method	**1DX**	**1DX**	**1DX**	**1DX**	**1DX**	**1DX**	**1DX**	**1DX**	**1DX**	**1DX**	**1DX**	**1DX**	**1DX**	**1DX**	**1DX**	**1DX**	**1DX**	**1DX**	**1DX**
	Analyte	**Ca**	**P**	**La**	**Cr**	**Mg**	**Ba**	**Ti**	**B**	**Al**	**Na**	**K**	**W**	**Hg**	**Sc**	**Tl**	**S**	**Ga**	**Se**	**Te**
	Unit	**%**	**%**	**ppm**	**ppm**	**%**	**ppm**	**%**	**ppm**	**%**	**%**	**%**	**ppm**	**ppm**	**ppm**	**ppm**	**%**	**ppm**	**ppm**	**ppm**
	MDL	**0.01**	**0.001**	**1**	**1**	**0.01**	**1**	**0.001**	**20**	**0.01**	**0.001**	**0.01**	**0.1**	**0.01**	**0.1**	**0.1**	**0.05**	**1**	**0.5**	**0.2**
Pulp Duplicates																				
K962060	Drill Core	0.06	0.029	8	15	0.02	118	0.001	<20	0.25	0.003	0.09	0.2	0.82	0.7	<0.1	1.26	<1	7.5	<0.2
REP K962060	QC	0.05	0.032	7	15	0.02	115	0.001	<20	0.27	0.003	0.09	0.2	0.80	0.8	<0.1	1.22	<1	7.1	<0.2
K962070	Drill Core	0.68	0.050	2	18	0.92	100	0.003	<20	0.32	0.004	0.18	0.2	0.85	2.4	0.3	6.21	2	42.8	1.1
REP K962070	QC																			
K962083	Drill Core	0.71	0.040	3	17	0.10	139	0.001	<20	0.23	0.002	0.11	0.1	1.78	0.9	0.2	2.50	<1	22.9	0.2
REP K962083	QC																			
K962084	Drill Core	0.53	0.048	3	19	0.19	153	0.002	<20	0.23	0.001	0.11	0.1	1.91	0.9	0.1	1.88	<1	17.8	0.4
REP K962084	QC																			
K962086	Drill Core	0.17	0.035	4	13	0.05	148	0.002	<20	0.21	0.002	0.11	<0.1	1.17	0.7	<0.1	1.36	<1	11.6	0.3
REP K962086	QC	0.16	0.032	4	13	0.05	145	0.002	<20	0.20	0.002	0.10	<0.1	1.09	0.7	<0.1	1.31	<1	10.5	<0.2
REP K961515	QC																			
K961516	Drill Core	0.63	0.056	2	34	1.33	82	0.003	<20	0.32	0.002	0.19	0.1	0.38	2.3	0.2	5.05	2	34.7	0.6
REP K961516	QC																			
K961519	Drill Core	0.93	0.066	3	12	1.55	28	0.004	<20	0.45	0.004	0.22	1.2	0.15	3.1	0.3	5.36	3	39.3	1.0
REP K961519	QC	0.92	0.064	3	12	1.53	27	0.004	<20	0.44	0.003	0.21	1.0	0.14	3.1	0.3	5.29	3	37.6	1.2
Core Reject Duplicates																				
K962080	Drill Core	0.13	0.046	5	11	0.04	134	0.002	<20	0.21	0.002	0.10	0.2	2.64	0.6	0.3	1.77	<1	12.9	0.4
DUP K962080	QC	0.14	0.046	4	15	0.04	134	0.002	<20	0.21	0.003	0.10	0.2	2.65	0.8	0.2	1.81	<1	12.0	0.4
K961515	Drill Core	0.78	0.043	3	5	0.31	134	0.001	<20	0.19	<0.001	0.10	0.1	0.36	1.0	0.1	2.11	<1	17.1	0.2
DUP K961515	QC	0.77	0.045	3	6	0.33	118	0.001	<20	0.22	0.003	0.13	0.1	0.31	1.3	0.2	2.04	<1	15.1	0.3
Reference Materials																				
STD DS8	Standard	0.68	0.075	13	113	0.60	277	0.125	<20	0.87	0.081	0.41	3.2	0.18	1.9	5.1	0.17	5	5.4	5.2
STD DS8	Standard	0.71	0.074	15	112	0.61	298	0.101	<20	0.94	0.097	0.43	2.0	0.20	1.9	5.4	0.16	5	4.9	4.6
STD DS8	Standard	0.73	0.079	16	118	0.62	301	0.114	<20	0.96	0.094	0.43	2.6	0.19	2.1	5.1	0.17	5	5.0	5.3
STD DS8	Standard	0.73	0.076	15	116	0.62	283	0.121	<20	0.96	0.098	0.43	2.1	0.18	2.4	5.1	0.17	5	4.8	4.7
STD OREAS131B	Standard																			
STD OREAS153A	Standard																			
STD OREAS131B	Standard																			

This report supersedes all previous preliminary and final reports with this file number dated prior to the date on this certificate. Signature indicates final approval; preliminary reports are unsigned and should be used for reference only.

AcmeLabs Acme Analytical Laboratories (Vancouver) Ltd.
1020 Cordova St. East Vancouver BC V6A 4A3 Canada
Phone (604) 253-3158 Fax (604) 253-1716

www.acmelab.com

Client: **Golden Predator Canada Corp.**
11th Floor, 888 Dunsmuir Street
Vancouver BC V6C 3K4 Canada

Project: Harlan
Report Date: November 14, 2011

QUALITY CONTROL REPORT WHI11001550.2

		WGHT	G6	7TD	1DX	1DX	1DX	1DX	1DX	1DX	1DX	1DX	1DX	1DX	1DX	1DX	1DX	1DX	1DX	1DX	1DX
		Wgt	Au	Ag	Mo	Cu	Pb	Zn	Ag	Ni	Co	Mn	Fe	As	Au	Th	Sr	Cd	Sb	Bi	V
		kg	ppm	gm/t	ppm	ppm	ppm	ppm	ppm	ppm	ppm	ppm	%	ppm	ppb	ppm	ppm	ppm	ppm	ppm	ppm
		0.01	0.005	2	0.1	0.1	0.1	1	0.1	0.1	0.1	1	0.01	0.5	0.5	0.1	1	0.1	0.1	0.1	2
STD OREAS153A	Standard			<2																	
STD OREAS131B	Standard			32																	
STD OREAS153A	Standard			<2																	
STD OREAS45CA	Standard				0.9	475.7	18.9	60	0.3	238.5	85.8	862	15.31	4.2	42.9	6.4	16	0.1	0.2	0.2	201
STD OREAS45CA	Standard				1.0	544.2	21.1	68	0.3	274.2	99.5	981	17.41	5.4	42.0	7.6	18	0.1	0.1	0.2	220
STD OREAS45CA	Standard				0.8	555.6	22.3	65	0.3	280.0	97.9	951	16.95	4.2	45.0	7.8	18	<0.1	0.1	0.2	223
STD OREAS45CA	Standard				0.8	514.9	24.6	66	0.3	263.2	95.6	995	16.96	3.8	54.5	8.4	19	0.2	<0.1	0.2	201
STD OXH82	Standard		1.369																		
STD OXH82	Standard		1.317																		
STD OXH82	Standard		1.209																		
STD OXK79	Standard		3.677																		
STD OXK79	Standard		3.725																		
STD OXK79	Standard		3.373																		
STD SU-1B	Standard			7																	
STD SU-1B	Standard			7																	
STD SU-1B	Standard			7																	
STD OXH82 Expected			1.278																		
STD OXK79 Expected			3.532																		
STD OREAS131B Expected				33.3																	
STD SU-1B Expected				6.4																	
STD DS8 Expected					13.44	110	123	312	1.69	38.1	7.5	615	2.46	26	107	6.89	67.7	2.38	4.8	6.67	41.1
STD OREAS45CA Expected					1	494	20	60	0.275	240	92	943	15.69	3.8	43	7	15	0.1	0.13	0.19	215
BLK	Blank		0.006																		
BLK	Blank		0.007																		
BLK	Blank			<2																	
BLK	Blank		<0.005																		
BLK	Blank		<0.005																		
BLK	Blank		<0.005																		
BLK	Blank		0.005																		

This report supersedes all previous preliminary and final reports with this file number dated prior to the date on this certificate. Signature indicates final approval; preliminary reports are unsigned and should be used for reference only.

AcmeLabs Acme Analytical Laboratories (Vancouver) Ltd.
1020 Cordova St. East Vancouver BC V6A 4A3 Canada
Phone (604) 253-3158 Fax (604) 253-1716

www.acmelab.com

Client: **Golden Predator Canada Corp.**
11th Floor, 888 Dunsmuir Street
Vancouver BC V6C 3K4 Canada

Project: Harlan
Report Date: November 14, 2011

Page: 2 of 3 Part 2

QUALITY CONTROL REPORT WHI11001550.2

		1DX	1DX	1DX	1DX	1DX	1DX	1DX	1DX	1DX	1DX	1DX	1DX	1DX	1DX	1DX	1DX	1DX	1DX	1DX
		Ca	P	La	Cr	Mg	Ba	Ti	B	Al	Na	K	W	Hg	Sc	Tl	S	Ga	Se	Te
		%	%	ppm	ppm	%	ppm	%	ppm	%	%	%	ppm	ppm	ppm	ppm	%	ppm	ppm	ppm
		0.01	0.001	1	1	0.01	1	0.001	20	0.01	0.001	0.01	0.1	0.01	0.1	0.1	0.05	1	0.5	0.2
STD OREAS153A	Standard																			
STD OREAS131B	Standard																			
STD OREAS153A	Standard																			
STD OREAS45CA	Standard	0.41	0.037	16	563	0.17	144	0.149	<20	3.45	0.007	0.07	<0.1	0.04	35.7	<0.1	<0.05	16	0.7	<0.2
STD OREAS45CA	Standard	0.46	0.043	18	700	0.17	171	0.158	<20	4.08	0.008	0.08	<0.1	0.04	41.8	<0.1	<0.05	20	1.1	<0.2
STD OREAS45CA	Standard	0.44	0.043	18	665	0.16	172	0.126	<20	4.02	0.008	0.08	<0.1	0.04	40.0	<0.1	<0.05	20	0.9	<0.2
STD OREAS45CA	Standard	0.45	0.040	20	694	0.19	197	0.135	<20	3.88	0.010	0.08	<0.1	0.03	46.9	0.1	<0.05	21	0.7	<0.2
STD OXH82	Standard																			
STD OXH82	Standard																			
STD OXH82	Standard																			
STD OXK79	Standard																			
STD OXK79	Standard																			
STD OXK79	Standard																			
STD SU-1B	Standard																			
STD SU-1B	Standard																			
STD SU-1B	Standard																			
STD OXH82 Expected																				
STD OXK79 Expected																				
STD OREAS131B Expected																				
STD SU-1B Expected																				
STD DS8 Expected		0.7	0.08	14.6	115	0.6045	279	0.113	2.6	0.93	0.0883	0.41	3	0.192	2.3	5.4	0.1679	4.7	5.23	5
STD OREAS45CA Expected		0.4265	0.0385	15.9	709	0.1358	164	0.128		3.592	0.0075	0.0717		0.03	39.7	0.07	0.021	18.4	0.5	
BLK	Blank																			
BLK	Blank																			
BLK	Blank																			
BLK	Blank																			
BLK	Blank																			
BLK	Blank																			
BLK	Blank																			

This report supersedes all previous preliminary and final reports with this file number dated prior to the date on this certificate. Signature indicates final approval; preliminary reports are unsigned and should be used for reference only.

AcmeLabs Acme Analytical Laboratories (Vancouver) Ltd.
1020 Cordova St. East Vancouver BC V6A 4A3 Canada
Phone (604) 253-3158 Fax (604) 253-1716
www.acmelab.com

Client: **Golden Predator Canada Corp.**
11th Floor, 888 Dunsmuir Street
Vancouver BC V6C 3K4 Canada

Project: Harlan
Report Date: November 14, 2011

Page: 3 of 3 Part 1

QUALITY CONTROL REPORT WHI11001550.2

		WGHT	G6	7TD	1DX	1DX	1DX	1DX	1DX	1DX	1DX	1DX	1DX	1DX	1DX	1DX	1DX	1DX	1DX	1DX	1DX
		Wgt	Au	Ag	Mo	Cu	Pb	Zn	Ag	Ni	Co	Mn	Fe	As	Au	Th	Sr	Cd	Sb	Bi	V
		kg	ppm	gm/t	ppm	ppm	ppm	ppm	ppm	ppm	ppm	ppm	%	ppm	ppb	ppm	ppm	ppm	ppm	ppm	ppm
		0.01	0.005	2	0.1	0.1	0.1	1	0.1	0.1	0.1	1	0.01	0.5	0.5	0.1	1	0.1	0.1	0.1	2
BLK	Blank			<2																	
BLK	Blank			<2																	
BLK	Blank				<0.1	<0.1	<0.1	<1	<0.1	<0.1	<0.1	<1	<0.01	<0.5	2.2	<0.1	<1	<0.1	<0.1	<0.1	<2
BLK	Blank				<0.1	<0.1	<0.1	<1	<0.1	<0.1	<0.1	<1	<0.01	<0.5	<0.5	<0.1	<1	<0.1	<0.1	<0.1	<2
BLK	Blank				<0.1	<0.1	<0.1	<1	<0.1	<0.1	<0.1	<1	<0.01	<0.5	<0.5	<0.1	<1	<0.1	<0.1	<0.1	<2
BLK	Blank				<0.1	<0.1	<0.1	<1	<0.1	<0.1	<0.1	<1	<0.01	<0.5	<0.5	<0.1	<1	<0.1	<0.1	<0.1	<2
Prep Wash																					
G1	Prep Blank		<0.005	<2	N.A.	N.A.	N.A.	N.A.	N.A.	N.A.	N.A.	N.A.	N.A.	N.A.	N.A.	N.A.	N.A.	N.A.	N.A.	N.A.	N.A.
G1	Prep Blank		0.006	<2	N.A.	N.A.	N.A.	N.A.	N.A.	N.A.	N.A.	N.A.	N.A.	N.A.	N.A.	N.A.	N.A.	N.A.	N.A.	N.A.	N.A.

This report supersedes all previous preliminary and final reports with this file number dated prior to the date on this certificate. Signature indicates final approval; preliminary reports are unsigned and should be used for reference only.

Acme Analytical Laboratories (Vancouver) Ltd.
1020 Cordova St. East Vancouver BC V6A 4A3 Canada
Phone (604) 253-3158 Fax (604) 253-1716

www.acmelab.com

Client: **Golden Predator Canada Corp.**
11th Floor, 888 Dunsmuir Street
Vancouver BC V6C 3K4 Canada

Project: Harlan
Report Date: November 14, 2011

Page: 3 of 3 Part 2

QUALITY CONTROL REPORT WHI11001550.2

		1DX	1DX	1DX	1DX	1DX	1DX	1DX	1DX	1DX	1DX	1DX	1DX	1DX	1DX	1DX	1DX	1DX	1DX	1DX
		Ca	**P**	**La**	**Cr**	**Mg**	**Ba**	**Ti**	**B**	**Al**	**Na**	**K**	**W**	**Hg**	**Sc**	**Tl**	**S**	**Ga**	**Se**	**Te**
		%	**%**	**ppm**	**ppm**	**%**	**ppm**	**%**	**ppm**	**%**	**%**	**%**	**ppm**	**ppm**	**ppm**	**ppm**	**%**	**ppm**	**ppm**	**ppm**
		0.01	**0.001**	**1**	**1**	**0.01**	**1**	**0.001**	**20**	**0.01**	**0.001**	**0.01**	**0.1**	**0.01**	**0.1**	**0.1**	**0.05**	**1**	**0.5**	**0.2**
BLK	Blank																			
BLK	Blank																			
BLK	Blank	<0.01	<0.001	<1	<1	<0.01	<1	<0.001	<20	<0.01	<0.001	<0.01	<0.1	<0.01	<0.1	<0.1	<0.05	<1	<0.5	<0.2
BLK	Blank	<0.01	<0.001	<1	<1	<0.01	<1	<0.001	<20	<0.01	<0.001	<0.01	<0.1	<0.01	<0.1	<0.1	<0.05	<1	<0.5	<0.2
BLK	Blank	<0.01	<0.001	<1	<1	<0.01	<1	<0.001	<20	<0.01	<0.001	<0.01	<0.1	<0.01	<0.1	<0.1	<0.05	<1	<0.5	<0.2
BLK	Blank	<0.01	<0.001	<1	<1	<0.01	<1	<0.001	<20	<0.01	<0.001	<0.01	<0.1	<0.01	<0.1	<0.1	<0.05	<1	<0.5	<0.2
Prep Wash																				
G1	Prep Blank	N.A.	N.A.	N.A.	N.A.	N.A.	N.A.	N.A.	N.A.	N.A.	N.A.	N.A.	N.A.	N.A.	N.A.	N.A.	N.A.	N.A.	N.A.	N.A.
G1	Prep Blank	N.A.	N.A.	N.A.	N.A.	N.A.	N.A.	N.A.	N.A.	N.A.	N.A.	N.A.	N.A.	N.A.	N.A.	N.A.	N.A.	N.A.	N.A.	N.A.

This report supersedes all previous preliminary and final reports with this file number dated prior to the date on this certificate. Signature indicates final approval; preliminary reports are unsigned and should be used for reference only.

Cache Creek 2011 Drilling
Sample Interval/Sample ID Numbers

Au_CertName	HoleID	SampleCode	SampleID	mFrom	mTo	Thick
WH11153512	HAR11-001	1-ORG	K949001	0.00	7.62	7.62
WH11153512	HAR11-001	1-ORG	K949002	7.62	10.67	3.05
WH11153512	HAR11-001	1-ORG	K949003	10.67	12.53	1.86
WH11153512	HAR11-001	1-ORG	K949004	12.53	14.11	1.58
WH11153512	HAR11-001	1-ORG	K949005	14.11	15.24	1.13
WH11153512	HAR11-001	1-ORG	K949006	15.24	16.76	1.52
WH11153512	HAR11-001	1-ORG	K949007	16.76	18.00	1.24
WH11153512	HAR11-001	1-ORG	K949008	18.00	20.00	2.00
WH11153512	HAR11-001	1-ORG	K949009	20.00	22.86	2.86
WH11153512	HAR11-001	1-ORG	K949010	22.86	24.86	2.00
WH11153512	HAR11-001	1-ORG	K949011	24.86	25.91	1.05
WH11153512	HAR11-001	1-ORG	K949012	25.91	28.00	2.09
WH11153512	HAR11-001	1-ORG	K949013	28.00	30.00	2.00
WH11153512	HAR11-001	1-ORG	K949014	30.00	32.00	2.00
WH11153512	HAR11-001	1-ORG	K949015	32.00	34.00	2.00
WH11153512	HAR11-001	1-ORG	K949016	34.00	36.00	2.00
WH11153512	HAR11-001	1-ORG	K949017	36.00	38.00	2.00
WH11153512	HAR11-001	1-ORG	K949019	38.00	40.00	2.00
WH11153512	HAR11-001	1-ORG	K949020	40.00	42.00	2.00
WH11153512	HAR11-001	1-ORG	K949021	42.00	44.00	2.00
WH11153512	HAR11-001	1-ORG	K949022	44.00	46.00	2.00
WH11153512	HAR11-001	1-OFD	K949023	46.00	48.00	2.00
WH11153512	HAR11-001	1-ORG	K949024	48.00	50.00	2.00
WH11158275	HAR11-001	1-ORG	K949025	50.00	52.00	2.00
WH11158275	HAR11-001	1-ORG	K949026	52.00	54.00	2.00
WH11158275	HAR11-001	1-ORG	K949027	54.00	56.00	2.00
WH11158275	HAR11-001	1-ORG	K949028	56.00	58.00	2.00
WH11158275	HAR11-001	1-ORG	K949029	58.00	60.00	2.00
WH11158275	HAR11-001	1-ORG	K949030	60.00	62.00	2.00
WH11158275	HAR11-001	1-ORG	K949031	62.00	64.00	2.00
WH11158275	HAR11-001	1-ORG	K949032	64.00	66.00	2.00
WH11158275	HAR11-001	1-OFD	K949033	66.00	68.00	2.00
WH11158275	HAR11-001	1-ORG	K949035	68.00	70.00	2.00
WH11158275	HAR11-001	1-ORG	K949036	70.00	72.00	2.00
WH11158275	HAR11-001	1-ORG	K949037	72.00	74.00	2.00
WH11158275	HAR11-001	1-ORG	K949038	74.00	76.00	2.00
WH11158275	HAR11-001	1-ORG	K949039	76.00	78.00	2.00
WH11158275	HAR11-001	1-ORG	K949040	78.00	80.00	2.00
WH11158275	HAR11-001	1-ORG	K949041	80.00	82.00	2.00
WH11158275	HAR11-001	1-ORG	K949042	82.00	84.00	2.00
WH11158275	HAR11-001	1-ORG	K949044	84.00	86.00	2.00
WH11158275	HAR11-001	1-ORG	K949045	86.00	88.00	2.00
WH11158275	HAR11-001	1-ORG	K949046	88.00	90.00	2.00
WH11158275	HAR11-001	1-ORG	K949047	90.00	92.00	2.00
WH11158275	HAR11-001	1-ORG	K949048	92.00	94.00	2.00
WH11158275	HAR11-001	1-ORG	K949049	94.00	96.00	2.00

WH11158275	HAR11-001	1-ORG	K949050	96.00	98.00	2.00
WH11158275	HAR11-001	1-ORG	K949051	98.00	100.00	2.00
WH11158275	HAR11-001	1-ORG	K949052	100.00	102.00	2.00
WH11158275	HAR11-001	1-ORG	K949053	102.00	104.00	2.00
WH11158275	HAR11-001	1-ORG	K949054	104.00	106.00	2.00
WH11158275	HAR11-001	1-ORG	K949055	106.00	108.00	2.00
WH11158275	HAR11-001	1-ORG	K949056	108.00	110.00	2.00
WH11158275	HAR11-001	1-ORG	K949057	110.00	112.00	2.00
WH11158275	HAR11-001	1-ORG	K949058	112.00	114.00	2.00
WH11158275	HAR11-001	1-ORG	K949059	114.00	116.00	2.00
WH11158275	HAR11-001	1-ORG	K949060	116.00	118.00	2.00
WH11158275	HAR11-001	1-ORG	K949062	118.00	120.00	2.00
WH11158275	HAR11-001	1-ORG	K949063	120.00	122.00	2.00
WH11158275	HAR11-001	1-ORG	K949065	122.00	124.00	2.00
WH11158275	HAR11-001	1-ORG	K949066	124.00	126.00	2.00
WH11161845	HAR11-001	1-ORG	K949067	126.00	128.00	2.00
WH11161845	HAR11-001	1-ORG	K949068	128.00	130.00	2.00
WH11161845	HAR11-001	1-ORG	K949069	130.00	132.00	2.00
WH11161845	HAR11-001	1-ORG	K949070	132.00	134.00	2.00
WH11161845	HAR11-001	1-ORG	K949071	134.00	136.00	2.00
WH11161845	HAR11-001	1-ORG	K949072	136.00	138.00	2.00
WH11161845	HAR11-001	1-ORG	K949073	138.00	140.00	2.00
WH11161845	HAR11-001	1-ORG	K949074	140.00	142.00	2.00
WH11161845	HAR11-001	1-ORG	K949075	142.00	144.00	2.00
WH11161845	HAR11-001	1-ORG	K949076	144.00	146.00	2.00
WH11161845	HAR11-001	1-ORG	K949077	146.00	147.24	1.24
WH11161845	HAR11-001	1-ORG	K949353	147.24	149.00	1.76
WH11161845	HAR11-001	1-ORG	K949078	149.00	151.00	2.00
WH11161845	HAR11-001	1-ORG	K949079	151.00	153.00	2.00
WH11161845	HAR11-001	1-ORG	K949080	153.00	155.00	2.00
WH11161845	HAR11-001	1-ORG	K949081	155.00	156.00	1.00
WH11161845	HAR11-001	1-ORG	K949082	156.00	158.00	2.00
WH11161845	HAR11-001	1-ORG	K949083	158.00	160.00	2.00
WH11161845	HAR11-001	1-ORG	K949084	160.00	162.00	2.00
WH11161845	HAR11-001	1-ORG	K949085	162.00	164.00	2.00
WH11161845	HAR11-001	1-ORG	K949086	164.00	166.00	2.00
WH11161845	HAR11-001	1-ORG	K949087	166.00	168.00	2.00
WH11161845	HAR11-001	1-ORG	K949088	168.00	170.00	2.00
WH11161845	HAR11-001	1-ORG	K949089	170.00	172.00	2.00
WH11161845	HAR11-001	1-ORG	K949090	172.00	174.00	2.00
WH11161845	HAR11-001	1-ORG	K949091	174.00	176.00	2.00
WH11161845	HAR11-001	1-ORG	K949092	176.00	178.00	2.00
WH11161845	HAR11-001	1-OFD	K949093	178.00	180.00	2.00
WH11161845	HAR11-001	1-ORG	K949095	180.00	182.00	2.00
WH11161845	HAR11-001	1-ORG	K949096	182.00	184.00	2.00
WH11161845	HAR11-001	1-ORG	K949097	184.00	186.00	2.00
WH11161845	HAR11-001	1-ORG	K949098	186.00	188.00	2.00

WH11161845	HAR11-001	1-ORG	K949099	188.00	190.00	2.00
WH11161845	HAR11-001	1-ORG	K949100	190.00	192.00	2.00
WH11161845	HAR11-001	1-ORG	K949101	192.00	194.00	2.00
WH11161845	HAR11-001	1-ORG	K949102	194.00	196.00	2.00
WH11161845	HAR11-001	1-ORG	K949103	196.00	198.00	2.00
WH11161845	HAR11-001	1-ORG	K949106	198.00	200.00	2.00
WH11161845	HAR11-001	1-ORG	K949107	200.00	202.00	2.00
WH11161845	HAR11-001	1-ORG	K949108	202.00	204.00	2.00
WH11161845	HAR11-001	1-ORG	K949109	204.00	206.00	2.00
WH11161845	HAR11-001	1-ORG	K949110	206.00	208.00	2.00
WH11161845	HAR11-001	1-ORG	K949111	208.00	210.00	2.00
WH11161845	HAR11-001	1-ORG	K949112	210.00	212.00	2.00
WH11161845	HAR11-001	1-ORG	K949113	212.00	214.00	2.00
WH11161845	HAR11-001	1-ORG	K949114	214.00	216.00	2.00
WH11161845	HAR11-001	1-ORG	K949115	216.00	218.00	2.00
WH11161845	HAR11-001	1-ORG	K949116	218.00	220.00	2.00
WH11161845	HAR11-001	1-ORG	K949117	220.00	222.00	2.00
WH11161845	HAR11-001	1-ORG	K949118	222.00	224.00	2.00
WH11161845	HAR11-001	1-ORG	K949119	224.00	226.00	2.00
WH11161845	HAR11-001	1-ORG	K949120	226.00	228.00	2.00
WH11161845	HAR11-001	1-ORG	K949121	228.00	230.00	2.00
WH11161845	HAR11-001	1-ORG	K949122	230.00	232.00	2.00
WH11161845	HAR11-001	1-ORG	K949123	232.00	234.00	2.00
WH11164930	HAR11-001	1-OFD	K949124	234.00	236.00	2.00
WH11164930	HAR11-001	1-ORG	K949127	236.00	238.00	2.00
WH11164930	HAR11-001	1-ORG	K949128	238.00	240.00	2.00
WH11164930	HAR11-001	1-ORG	K949129	240.00	242.00	2.00
WH11164930	HAR11-001	1-ORG	K949130	242.00	244.00	2.00
WH11164930	HAR11-001	1-ORG	K949131	244.00	246.00	2.00
WH11164930	HAR11-001	1-ORG	K949132	246.00	248.50	2.50
WH11164930	HAR11-002	1-ORG	K949133	0.00	4.57	4.57
WH11164930	HAR11-002	1-ORG	K949134	4.57	6.71	2.14
WH11164930	HAR11-002	1-ORG	K949135	6.71	7.62	0.91
WH11164930	HAR11-002	1-ORG	K949136	7.62	9.14	1.52
WH11164930	HAR11-002	1-ORG	K949137	9.14	11.28	2.14
WH11164930	HAR11-002	1-ORG	K949138	11.28	15.85	4.57
WH11164930	HAR11-002	1-ORG	K949139	15.85	16.76	0.91
WH11164930	HAR11-002	1-ORG	K949140	16.76	18.29	1.53
WH11164930	HAR11-002	1-ORG	K949141	18.29	20.41	2.12
WH11164930	HAR11-002	1-ORG	K949142	20.41	21.25	0.84
WH11164930	HAR11-002	1-ORG	K949144	21.25	22.00	0.75
WH11164930	HAR11-002	1-ORG	K949145	22.00	24.00	2.00
WH11164930	HAR11-002	1-ORG	K949146	24.00	26.00	2.00
WH11164930	HAR11-002	1-ORG	K949147	26.00	28.00	2.00
WH11164930	HAR11-002	1-ORG	K949148	28.00	30.00	2.00
WH11164930	HAR11-002	1-ORG	K949149	30.00	32.00	2.00
WH11164930	HAR11-002	1-ORG	K949150	32.00	34.00	2.00

WH11164930	HAR11-002	1-ORG	K949151	34.00	36.00	2.00
WH11164930	HAR11-002	1-ORG	K949152	36.00	38.00	2.00
WH11164930	HAR11-002	1-ORG	K949153	38.00	40.00	2.00
WH11164930	HAR11-002	1-ORG	K949154	40.00	42.00	2.00
WH11164930	HAR11-002	1-ORG	K949155	42.00	43.10	1.10
WH11164930	HAR11-002	1-ORG	K949156	43.10	46.00	2.90
WH11164930	HAR11-002	1-ORG	K949157	46.00	48.00	2.00
WH11164930	HAR11-002	1-ORG	K949158	48.00	50.00	2.00
WH11164930	HAR11-002	1-ORG	K949159	50.00	52.00	2.00
WH11164930	HAR11-002	1-ORG	K949160	52.00	54.00	2.00
WH11164930	HAR11-002	1-OFD	K949161	54.00	56.00	2.00
WH11164930	HAR11-002	1-ORG	K949163	56.00	58.00	2.00
WH11164930	HAR11-002	1-ORG	K949164	58.00	60.00	2.00
WH11164930	HAR11-002	1-ORG	K949165	60.00	62.00	2.00
WH11164930	HAR11-002	1-ORG	K949166	62.00	64.00	2.00
WH11164930	HAR11-002	1-ORG	K949167	64.00	66.00	2.00
WH11164930	HAR11-002	1-ORG	K949168	66.00	67.70	1.70
WH11164930	HAR11-002	1-ORG	K949169	67.70	69.00	1.30
WH11164930	HAR11-002	1-ORG	K949170	69.00	71.00	2.00
WH11164930	HAR11-002	1-ORG	K949171	71.00	73.00	2.00
WH11164930	HAR11-002	1-ORG	K949172	73.00	75.00	2.00
WH11164930	HAR11-002	1-ORG	K949173	75.00	77.00	2.00
WH11164930	HAR11-002	1-ORG	K949175	77.00	79.00	2.00
WH11172209	HAR11-002	1-ORG	K949176	79.00	81.00	2.00
WH11172209	HAR11-002	1-ORG	K949177	81.00	83.00	2.00
WH11172209	HAR11-002	1-ORG	K949178	83.00	85.00	2.00
WH11172209	HAR11-002	1-ORG	K949179	85.00	87.00	2.00
WH11172209	HAR11-002	1-ORG	K949180	87.00	89.00	2.00
WH11172209	HAR11-002	1-ORG	K949181	89.00	91.00	2.00
WH11172209	HAR11-002	1-ORG	K949182	91.00	93.00	2.00
WH11172209	HAR11-002	1-ORG	K949183	93.00	95.00	2.00
WH11172209	HAR11-002	1-ORG	K949184	95.00	97.00	2.00
WH11172209	HAR11-002	1-ORG	K949185	97.00	99.00	2.00
WH11172209	HAR11-002	1-ORG	K949187	99.00	101.00	2.00
WH11172209	HAR11-002	1-ORG	K949188	101.00	103.00	2.00
WH11172209	HAR11-002	1-ORG	K949189	103.00	105.00	2.00
WH11172209	HAR11-002	1-ORG	K949190	105.00	107.00	2.00
WH11172209	HAR11-002	1-ORG	K949191	107.00	109.00	2.00
WH11172209	HAR11-002	1-ORG	K949192	109.00	111.00	2.00
WH11172209	HAR11-002	1-ORG	K949193	111.00	113.00	2.00
WH11172209	HAR11-002	1-ORG	K949194	113.00	115.00	2.00
WH11172209	HAR11-002	1-OFD	K949195	115.00	117.00	2.00
WH11172209	HAR11-002	1-ORG	K949197	117.00	119.00	2.00
WH11172209	HAR11-002	1-ORG	K949198	119.00	121.00	2.00
WH11172209	HAR11-002	1-ORG	K949199	121.00	123.00	2.00
WH11172209	HAR11-002	1-ORG	K949201	123.00	125.00	2.00
WH11172209	HAR11-002	1-ORG	K949202	125.00	127.00	2.00

WH11172209	HAR11-002	1-ORG	K949203	127.00	129.00	2.00
WH11172209	HAR11-002	1-ORG	K949204	129.00	131.00	2.00
WH11172209	HAR11-002	1-ORG	K949205	131.00	133.00	2.00
WH11172209	HAR11-002	1-ORG	K949206	133.00	135.00	2.00
WH11172209	HAR11-002	1-ORG	K949207	135.00	137.00	2.00
WH11172209	HAR11-002	1-ORG	K949208	137.00	139.00	2.00
WH11172209	HAR11-002	1-ORG	K949209	139.00	141.00	2.00
WH11172209	HAR11-002	1-OFD	K949210	141.00	143.00	2.00
WH11172209	HAR11-002	1-ORG	K949212	143.00	145.00	2.00
WH11172209	HAR11-002	1-ORG	K949213	145.00	147.00	2.00
WH11172209	HAR11-002	1-ORG	K949214	147.00	149.00	2.00
WH11172209	HAR11-002	1-ORG	K949215	149.00	151.00	2.00
WH11172209	HAR11-002	1-ORG	K949216	151.00	153.00	2.00
WH11172209	HAR11-002	1-ORG	K949217	153.00	155.00	2.00
WH11172209	HAR11-002	1-ORG	K949218	155.00	157.00	2.00
WH11172209	HAR11-002	1-ORG	K949219	157.00	158.46	1.46
WH11172209	HAR11-002	1-ORG	K949220	158.46	160.00	1.54
WH11172209	HAR11-002	1-ORG	K949221	160.00	162.00	2.00
WH11172209	HAR11-002	1-ORG	K949223	162.00	164.80	2.80
WH11172209	HAR11-002	1-ORG	K949224	164.80	166.00	1.20
WH11172209	HAR11-002	1-ORG	K949225	166.00	168.00	2.00
WH11172209	HAR11-002	1-ORG	K949226	168.00	170.00	2.00
WH11172209	HAR11-002	1-ORG	K949227	170.00	172.00	2.00
WH11172209	HAR11-002	1-ORG	K949228	172.00	174.00	2.00
WH11172209	HAR11-002	1-ORG	K949229	174.00	176.00	2.00
WH11172209	HAR11-002	1-ORG	K949230	176.00	178.00	2.00
WH11172209	HAR11-002	1-ORG	K949231	178.00	180.00	2.00
WH11172209	HAR11-002	1-ORG	K949233	180.00	182.00	2.00
WH11172209	HAR11-002	1-ORG	K949234	182.00	184.00	2.00
WH11172209	HAR11-002	1-ORG	K949235	184.00	186.00	2.00
WH11172209	HAR11-002	1-ORG	K949236	186.00	188.00	2.00
WH11172209	HAR11-002	1-ORG	K949237	188.00	190.00	2.00
WH11172209	HAR11-002	1-ORG	K949238	190.00	192.00	2.00
WH11172209	HAR11-002	1-ORG	K949239	192.00	194.00	2.00
WH11172209	HAR11-002	1-ORG	K949240	194.00	196.00	2.00
WH11172209	HAR11-002	1-ORG	K949242	196.00	198.00	2.00
WH11172209	HAR11-002	1-ORG	K949243	198.00	200.00	2.00
WH11172209	HAR11-002	1-ORG	K949244	200.00	202.00	2.00
WH11172209	HAR11-002	1-ORG	K949245	202.00	204.00	2.00
WH11172209	HAR11-002	1-ORG	K949246	204.00	206.00	2.00
WH11172209	HAR11-002	1-OFD	K949247	206.00	208.00	2.00
WH11172209	HAR11-002	1-ORG	K949249	208.00	210.00	2.00
WH11172209	HAR11-002	1-ORG	K949250	210.00	212.00	2.00
WH11172209	HAR11-002	1-ORG	K951501	212.00	214.00	2.00
WH11172209	HAR11-002	1-ORG	K951502	214.00	216.00	2.00
WH11172209	HAR11-002	1-ORG	K951503	216.00	218.00	2.00
WH11172209	HAR11-002	1-ORG	K951504	218.00	220.00	2.00

WH11172209	HAR11-002	1-ORG	K951505	220.00	222.00	2.00
WH11172209	HAR11-002	1-ORG	K951506	222.00	224.00	2.00
WH11172209	HAR11-002	1-ORG	K951507	224.00	226.00	2.00
WH11172209	HAR11-002	1-ORG	K951508	226.00	228.00	2.00
WH11172209	HAR11-002	1-ORG	K951509	228.00	230.00	2.00
WH11172209	HAR11-002	1-ORG	K951511	230.00	232.00	2.00
WH11172209	HAR11-002	1-ORG	K951512	232.00	234.00	2.00
WH11172209	HAR11-002	1-ORG	K951513	234.00	236.00	2.00
WH11172209	HAR11-002	1-ORG	K951514	236.00	238.00	2.00
WH11172209	HAR11-002	1-ORG	K951515	238.00	240.00	2.00
WH11172209	HAR11-002	1-ORG	K951516	240.00	242.00	2.00
WH11172209	HAR11-002	1-ORG	K951517	242.00	244.00	2.00
WH11172209	HAR11-002	1-ORG	K951518	244.00	246.00	2.00
WH11172209	HAR11-002	1-OFD	K951519	246.00	248.00	2.00
WH11172209	HAR11-002	1-ORG	K951521	248.00	250.00	2.00
WH11175617	HAR11-002	1-ORG	K951522	250.00	252.35	2.35
WH11175617	HAR11-002	1-ORG	K951523	252.35	254.00	1.65
WH11175617	HAR11-002	1-ORG	K951524	254.00	256.00	2.00
WH11175617	HAR11-002	1-ORG	K951525	256.00	258.00	2.00
WH11175617	HAR11-002	1-ORG	K951526	258.00	260.00	2.00
WH11175617	HAR11-002	1-ORG	K951527	260.00	262.00	2.00
WH11175617	HAR11-002	1-ORG	K951528	262.00	264.00	2.00
WH11175617	HAR11-002	1-ORG	K951529	264.00	266.00	2.00
WH11175617	HAR11-002	1-ORG	K951530	266.00	268.00	2.00
WH11175617	HAR11-002	1-OFD	K951531	268.00	270.00	2.00
WH11175617	HAR11-002	1-ORG	K951533	270.00	271.43	1.43
WH11175617	HAR11-002	1-ORG	K951534	271.43	273.00	1.57
WH11175617	HAR11-002	1-ORG	K951535	273.00	275.83	2.83
WH11175617	HAR11-003	1-ORG	K951536	7.62	9.14	1.52
WH11175617	HAR11-003	1-ORG	K951537	9.14	11.28	2.14
WH11175617	HAR11-003	1-ORG	K951538	11.28	13.72	2.44
WH11175617	HAR11-003	1-ORG	K951539	13.72	16.25	2.53
WH11175617	HAR11-003	1-ORG	K951541	16.25	18.59	2.34
WH11175617	HAR11-003	1-ORG	K951542	18.59	20.50	1.91
WH11175617	HAR11-003	1-ORG	K951543	20.50	22.00	1.50
WH11175617	HAR11-003	1-ORG	K951544	22.00	24.38	2.38
WH11175617	HAR11-003	1-ORG	K951545	24.38	26.32	1.94
WH11175617	HAR11-003	1-ORG	K951546	26.32	29.87	3.55
WH11175617	HAR11-003	1-ORG	K951547	29.87	31.00	1.13
WH11175617	HAR11-003	1-ORG	K951548	31.00	33.53	2.53
WH11175617	HAR11-003	1-ORG	K951549	33.53	35.50	1.97
WH11175617	HAR11-003	1-ORG	K951001	35.50	37.24	1.74
WH11175617	HAR11-003	1-ORG	K951002	37.24	38.62	1.38
WH11175617	HAR11-003	1-ORG	K951003	38.62	40.15	1.53
WH11175617	HAR11-003	1-ORG	K951004	40.15	42.00	1.85
WH11175617	HAR11-003	1-ORG	K951005	42.00	44.00	2.00
WH11175617	HAR11-003	1-ORG	K951006	44.00	46.94	2.94

WH11175617	HAR11-003	1-ORG	K951007	46.94	49.00	2.06
WH11175617	HAR11-003	1-ORG	K951008	49.00	51.00	2.00
WH11175617	HAR11-003	1-ORG	K951009	51.00	53.00	2.00
WH11175617	HAR11-003	1-ORG	K951010	53.00	55.00	2.00
WH11175617	HAR11-003	1-ORG	K951011	55.00	57.00	2.00
WH11175617	HAR11-003	1-ORG	K951012	57.00	59.00	2.00
WH11175617	HAR11-003	1-ORG	K951013	59.00	61.00	2.00
WH11175617	HAR11-003	1-ORG	K951014	61.00	63.00	2.00
WH11175617	HAR11-003	1-ORG	K951015	63.00	65.00	2.00
WH11175617	HAR11-003	1-ORG	K951016	65.00	67.00	2.00
WH11175617	HAR11-003	1-ORG	K951017	67.00	69.00	2.00
WH11175617	HAR11-003	1-ORG	K951018	69.00	71.00	2.00
WH11175617	HAR11-003	1-OFD	K951019	71.00	73.00	2.00
WH11175617	HAR11-003	1-ORG	K951021	73.00	75.00	2.00
WH11175617	HAR11-003	1-ORG	K951022	75.00	77.00	2.00
WH11175617	HAR11-003	1-ORG	K951023	77.00	79.00	2.00
WH11175617	HAR11-003	1-ORG	K951024	79.00	81.00	2.00
WH11175617	HAR11-003	1-ORG	K951025	81.00	83.00	2.00
WH11175617	HAR11-003	1-ORG	K951026	83.00	85.00	2.00
WH11175617	HAR11-003	1-ORG	K951027	85.00	87.00	2.00
WH11175617	HAR11-003	1-ORG	K951028	87.00	89.00	2.00
WH11175617	HAR11-003	1-ORG	K951029	89.00	91.00	2.00
WH11175617	HAR11-003	1-ORG	K951031	91.00	93.00	2.00
WH11175617	HAR11-003	1-ORG	K951032	93.00	95.00	2.00
WH11175617	HAR11-003	1-ORG	K951033	95.00	97.00	2.00
WH11175617	HAR11-003	1-ORG	K951034	97.00	99.00	2.00
WH11175617	HAR11-003	1-ORG	K951035	99.00	101.00	2.00
WH11175617	HAR11-003	1-ORG	K951036	101.00	103.00	2.00
WH11175617	HAR11-003	1-OFD	K951037	103.00	105.00	2.00
WH11175617	HAR11-003	1-ORG	K951039	105.00	107.00	2.00
WH11175617	HAR11-003	1-ORG	K951040	107.00	107.76	0.76
WH11175617	HAR11-003	1-ORG	K951041	107.76	109.00	1.24
WH11175617	HAR11-003	1-ORG	K951042	109.00	110.11	1.11
WH11175617	HAR11-003	1-ORG	K951043	110.11	112.00	1.89
WH11175617	HAR11-003	1-ORG	K951044	112.00	113.80	1.80
WH11175617	HAR11-003	1-ORG	K951045	113.80	115.55	1.75
WH11175617	HAR11-003	1-ORG	K951046	115.55	117.00	1.45
WH11175617	HAR11-003	1-ORG	K951047	117.00	119.00	2.00
WH11175617	HAR11-003	1-ORG	K951048	119.00	121.00	2.00
WH11175617	HAR11-003	1-ORG	K951050	121.00	122.50	1.50
WH11175617	HAR11-003	1-ORG	K951151	122.50	124.20	1.70
WH11175617	HAR11-003	1-OFD	K951152	124.20	126.00	1.80
WH11175617	HAR11-003	1-ORG	K951154	126.00	128.00	2.00
WH11175617	HAR11-003	1-ORG	K951155	128.00	130.00	2.00
WH11175617	HAR11-003	1-ORG	K951156	130.00	132.00	2.00
WH11175617	HAR11-003	1-ORG	K951157	132.00	134.00	2.00
WH11175617	HAR11-003	1-ORG	K951158	134.00	136.00	2.00

WH11175617	HAR11-003	1-ORG	K951160	136.00	138.00	2.00
WH11175617	HAR11-003	1-ORG	K951161	138.00	140.00	2.00
WH11175617	HAR11-003	1-ORG	K951162	140.00	142.00	2.00
WH11175617	HAR11-003	1-ORG	K951163	142.00	144.00	2.00
WH11175617	HAR11-003	1-ORG	K951164	144.00	146.00	2.00
WH11175617	HAR11-003	1-ORG	K951165	146.00	148.00	2.00
WH11175617	HAR11-003	1-ORG	K951166	148.00	150.00	2.00
WH11175617	HAR11-003	1-ORG	K951167	150.00	152.00	2.00
WH11175617	HAR11-003	1-ORG	K951168	152.00	154.00	2.00
WH11175617	HAR11-003	1-ORG	K951169	154.00	156.00	2.00
WH11175617	HAR11-003	1-ORG	K951170	156.00	158.00	2.00
WH11175617	HAR11-003	1-ORG	K951171	158.00	160.00	2.00
WH11175617	HAR11-003	1-ORG	K951172	160.00	162.00	2.00
WH11175617	HAR11-003	1-ORG	K951174	162.00	164.00	2.00
WH11175617	HAR11-003	1-ORG	K951175	164.00	164.58	0.58
WH11175617	HAR11-003	1-ORG	K951176	164.58	166.00	1.42
WH11175617	HAR11-003	1-ORG	K951177	166.00	167.90	1.90
WH11175617	HAR11-003	1-ORG	K951178	167.90	168.75	0.85
WH11175617	HAR11-003	1-ORG	K951179	168.75	170.75	2.00
WH11175617	HAR11-003	1-ORG	K951180	170.75	172.85	2.10
WH11175617	HAR11-003	1-ORG	K951181	172.85	175.00	2.15
WH11175617	HAR11-003	1-ORG	K951182	175.00	177.00	2.00
WH11175617	HAR11-003	1-ORG	K951183	177.00	179.00	2.00
WH11175617	HAR11-003	1-ORG	K951184	179.00	181.00	2.00
WH11175617	HAR11-003	1-ORG	K951185	181.00	182.00	1.00
WH11175617	HAR11-003	1-ORG	K951186	182.00	184.15	2.15
WH11175617	HAR11-003	1-ORG	K951187	184.15	184.85	0.70
WH11175617	HAR11-003	1-ORG	K951189	184.85	187.00	2.15
WH11175617	HAR11-003	1-OFD	K951190	187.00	189.00	2.00
WH11175617	HAR11-003	1-ORG	K951192	189.00	191.00	2.00
WH11175617	HAR11-003	1-OFD	K951193	191.00	193.00	2.00
WH11175617	HAR11-003	1-ORG	K951195	193.00	194.65	1.65
WH11175617	HAR11-003	1-ORG	K951196	194.65	196.00	1.35
WH11175617	HAR11-003	1-ORG	K951197	196.00	198.00	2.00
WH11175617	HAR11-003	1-ORG	K951198	198.00	200.00	2.00
WH11175617	HAR11-003	1-ORG	K951199	200.00	202.00	2.00
WH11175617	HAR11-003	1-ORG	K951200	202.00	204.00	2.00
WH11175617	HAR11-003	1-ORG	K951101	204.00	206.00	2.00
WH11175617	HAR11-003	1-ORG	K951103	206.00	208.00	2.00
WH11175617	HAR11-003	1-ORG	K951104	208.00	210.00	2.00
WH11175617	HAR11-003	1-ORG	K951105	210.00	212.00	2.00
WH11175617	HAR11-003	1-ORG	K951106	212.00	214.00	2.00
WH11175617	HAR11-003	1-ORG	K951107	214.00	216.00	2.00
WH11175617	HAR11-003	1-ORG	K951108	216.00	218.00	2.00
WH11175617	HAR11-003	1-ORG	K951109	218.00	220.50	2.50
WH11175617	HAR11-003	1-OFD	K951110	220.50	222.00	1.50
WH11175617	HAR11-003	1-ORG	K951112	222.00	224.00	2.00

WH11175617	HAR11-003	1-ORG	K951113	224.00	226.15	2.15
WH11175617	HAR11-003	1-ORG	K951114	226.15	228.00	1.85
WH11175617	HAR11-003	1-ORG	K951115	228.00	230.20	2.20
WH11175617	HAR11-003	1-ORG	K951116	230.20	232.00	1.80
WH11175617	HAR11-003	1-ORG	K951117	232.00	234.00	2.00
WH11175617	HAR11-003	1-ORG	K951118	234.00	235.40	1.40
WH11175617	HAR11-003	1-ORG	K951119	235.40	237.00	1.60
WH11175617	HAR11-003	1-ORG	K951120	237.00	239.00	2.00
WH11175617	HAR11-003	1-ORG	K951121	239.00	241.00	2.00
WH11175617	HAR11-003	1-ORG	K951122	241.00	243.00	2.00
WH11175617	HAR11-003	1-ORG	K951123	243.00	245.00	2.00
WH11175617	HAR11-003	1-ORG	K951124	245.00	247.00	2.00
WH11175617	HAR11-003	1-ORG	K951126	247.00	249.00	2.00
WH11175617	HAR11-003	1-ORG	K951127	249.00	251.00	2.00
WH11175617	HAR11-003	1-ORG	K951128	251.00	253.00	2.00
WH11175617	HAR11-003	1-ORG	K951129	253.00	255.00	2.00
WH11175617	HAR11-003	1-ORG	K951130	255.00	257.00	2.00
WH11175617	HAR11-003	1-ORG	K951131	257.00	259.00	2.00
WH11175617	HAR11-003	1-ORG	K951132	259.00	261.00	2.00
WH11175617	HAR11-003	1-ORG	K951133	261.00	263.00	2.00
WH11175617	HAR11-003	1-ORG	K951134	263.00	265.25	2.25
WH11175617	HAR11-003	1-ORG	K951135	265.25	267.00	1.75
WH11175617	HAR11-003	1-OFD	K951136	267.00	268.30	1.30
WH11175617	HAR11-003	1-ORG	K951138	268.30	270.60	2.30
WH11175617	HAR11-003	1-ORG	K951139	270.60	272.40	1.80
WH11175617	HAR11-003	1-ORG	K951140	272.40	274.40	2.00
WH11175617	HAR11-003	1-ORG	K951141	274.40	276.40	2.00
WH11175617	HAR11-003	1-ORG	K951143	276.40	278.45	2.05
WH11175617	HAR11-003	1-ORG	K951144	278.45	280.00	1.55
WH11180243	HAR11-003	1-ORG	K951145	280.00	282.00	2.00
WH11180243	HAR11-003	1-ORG	K951146	282.00	284.00	2.00
WH11180243	HAR11-003	1-ORG	K951147	284.00	286.00	2.00
WH11180243	HAR11-003	1-ORG	K951148	286.00	288.00	2.00
WH11180243	HAR11-003	1-OFD	K951149	288.00	289.80	1.80
WH11180243	HAR11-003	1-ORG	K951051	289.80	292.00	2.20
WH11180243	HAR11-003	1-ORG	K951052	292.00	294.00	2.00
WH11180243	HAR11-003	1-OFD	K951053	294.00	296.00	2.00
WH11180243	HAR11-003	1-ORG	K951055	296.00	298.00	2.00
WH11180243	HAR11-003	1-ORG	K951056	298.00	298.70	0.70
WH11180243	HAR11-003	1-ORG	K951057	298.70	300.00	1.30
WH11180243	HAR11-003	1-ORG	K951058	300.00	302.00	2.00
WH11180243	HAR11-003	1-ORG	K951059	302.00	304.00	2.00
WH11180243	HAR11-003	1-ORG	K951060	304.00	306.00	2.00
WH11180243	HAR11-003	1-ORG	K951062	306.00	308.00	2.00
WH11180243	HAR11-003	1-ORG	K951063	308.00	310.00	2.00
WH11180243	HAR11-003	1-ORG	K951065	310.00	312.00	2.00
WH11180243	HAR11-003	1-ORG	K951066	312.00	314.00	2.00

WH11180243	HAR11-003	1-ORG	K951067	314.00	316.00	2.00
WH11180243	HAR11-003	1-ORG	K951068	316.00	318.00	2.00
WH11180243	HAR11-003	1-ORG	K951069	318.00	320.00	2.00
WH11180243	HAR11-003	1-ORG	K951070	320.00	322.00	2.00
WH11180243	HAR11-003	1-ORG	K951071	322.00	324.00	2.00
WH11180243	HAR11-003	1-ORG	K951073	324.00	326.00	2.00
WH11180243	HAR11-003	1-ORG	K951074	326.00	327.25	1.25
WH11180243	HAR11-003	1-ORG	K951075	327.25	329.00	1.75
WH11180243	HAR11-003	1-ORG	K951076	329.00	331.25	2.25
WH11180243	HAR11-003	1-ORG	K951077	331.25	333.00	1.75
WH11180243	HAR11-003	1-ORG	K951078	333.00	335.00	2.00
WH11180243	HAR11-003	1-ORG	K951079	335.00	337.00	2.00
WH11180243	HAR11-003	1-ORG	K951080	337.00	339.00	2.00
WH11180243	HAR11-003	1-ORG	K951081	339.00	341.00	2.00
WH11180243	HAR11-003	1-ORG	K951082	341.00	343.00	2.00
WH11180243	HAR11-003	1-ORG	K951083	343.00	345.00	2.00
WH11180243	HAR11-003	1-ORG	K951085	345.00	347.00	2.00
WH11180243	HAR11-003	1-ORG	K951086	347.00	349.00	2.00
WH11180243	HAR11-003	1-ORG	K951087	349.00	350.10	1.10
WH11180243	HAR11-003	1-ORG	K951088	350.10	352.00	1.90
WH11180243	HAR11-003	1-OFD	K951089	352.00	354.00	2.00
WH11180243	HAR11-003	1-ORG	K951091	354.00	356.00	2.00
WH11180243	HAR11-003	1-ORG	K951092	356.00	358.00	2.00
WH11180243	HAR11-003	1-ORG	K951093	358.00	360.00	2.00
WH11180243	HAR11-003	1-ORG	K951094	360.00	362.00	2.00
WH11180243	HAR11-003	1-ORG	K951095	362.00	364.00	2.00
WH11180243	HAR11-003	1-ORG	K951097	364.00	366.00	2.00
WH11180243	HAR11-003	1-ORG	K951098	366.00	368.00	2.00
WH11180243	HAR11-003	1-ORG	K951099	368.00	370.00	2.00
WH11180243	HAR11-003	1-ORG	K953001	370.00	372.00	2.00
WH11180243	HAR11-003	1-ORG	K953002	372.00	374.00	2.00
WH11180243	HAR11-003	1-ORG	K953003	374.00	376.00	2.00
WH11180243	HAR11-003	1-ORG	K953004	376.00	378.00	2.00
WH11180243	HAR11-003	1-OFD	K953005	378.00	380.00	2.00
WH11180243	HAR11-003	1-ORG	K953007	380.00	382.00	2.00
WH11180243	HAR11-003	1-ORG	K953008	382.00	384.00	2.00
WH11180243	HAR11-003	1-ORG	K953009	384.00	386.00	2.00
WH11180243	HAR11-003	1-ORG	K953010	386.00	388.00	2.00
WH11180243	HAR11-003	1-ORG	K953011	388.00	390.00	2.00
WH11180243	HAR11-003	1-ORG	K953012	390.00	392.00	2.00
WH11180243	HAR11-003	1-ORG	K953013	392.00	394.00	2.00
WH11180243	HAR11-003	1-ORG	K953015	394.00	396.00	2.00
WH11180243	HAR11-003	1-ORG	K953016	396.00	398.00	2.00
WH11180243	HAR11-003	1-ORG	K953017	398.00	400.00	2.00
WH11180243	HAR11-003	1-ORG	K953018	400.00	402.00	2.00
WH11180243	HAR11-003	1-ORG	K953019	402.00	404.49	2.49
WH11183700	HAR11-004	1-ORG	K953251	12.19	13.10	0.91

WH11183700	HAR11-004	1-ORG	K953252	13.10	14.63	1.53
WH11183700	HAR11-004	1-ORG	K953253	14.63	15.54	0.91
WH11183700	HAR11-004	1-ORG	K953254	15.54	17.37	1.83
WH11183700	HAR11-004	1-ORG	K953255	17.37	19.50	2.13
WH11183700	HAR11-004	1-ORG	K953256	19.50	21.00	1.50
WH11183700	HAR11-004	1-ORG	K953257	21.00	23.00	2.00
WH11183700	HAR11-004	1-ORG	K953258	23.00	25.00	2.00
WH11183700	HAR11-004	1-ORG	K953259	25.00	27.00	2.00
WH11183700	HAR11-004	1-ORG	K953260	27.00	29.00	2.00
WH11183700	HAR11-004	1-ORG	K953262	29.00	31.00	2.00
WH11183700	HAR11-004	1-ORG	K953263	31.00	33.00	2.00
WH11183700	HAR11-004	1-ORG	K953264	33.00	35.00	2.00
WH11183700	HAR11-004	1-ORG	K953265	35.00	37.00	2.00
WH11183700	HAR11-004	1-ORG	K953266	37.00	39.00	2.00
WH11183700	HAR11-004	1-ORG	K953267	39.00	41.00	2.00
WH11183700	HAR11-004	1-ORG	K953268	41.00	43.00	2.00
WH11183700	HAR11-004	1-ORG	K953269	43.00	45.00	2.00
WH11183700	HAR11-004	1-ORG	K953270	45.00	47.00	2.00
WH11183700	HAR11-004	1-OFD	K953271	47.00	49.00	2.00
WH11183700	HAR11-004	1-ORG	K953273	49.00	51.00	2.00
WH11183700	HAR11-004	1-ORG	K953274	51.00	53.00	2.00
WH11183700	HAR11-004	1-ORG	K953275	53.00	55.00	2.00
WH11183700	HAR11-004	1-ORG	K953276	55.00	57.00	2.00
WH11183700	HAR11-004	1-ORG	K953277	57.00	59.00	2.00
WH11183700	HAR11-004	1-ORG	K953278	59.00	61.00	2.00
WH11183700	HAR11-004	1-ORG	K953279	61.00	63.00	2.00
WH11183700	HAR11-004	1-ORG	K953280	63.00	65.00	2.00
WH11183700	HAR11-004	1-ORG	K953282	65.00	67.00	2.00
WH11183700	HAR11-004	1-ORG	K953283	67.00	69.00	2.00
WH11183700	HAR11-004	1-ORG	K953284	69.00	71.00	2.00
WH11183700	HAR11-004	1-ORG	K953285	71.00	73.00	2.00
WH11183700	HAR11-004	1-ORG	K953286	73.00	75.00	2.00
WH11183700	HAR11-004	1-ORG	K953287	75.00	77.00	2.00
WH11183700	HAR11-004	1-ORG	K953288	77.00	79.00	2.00
WH11183700	HAR11-004	1-ORG	K953289	79.00	81.00	2.00
WH11183700	HAR11-004	1-ORG	K953290	81.00	83.00	2.00
WH11183700	HAR11-004	1-ORG	K953291	83.00	85.00	2.00
WH11183700	HAR11-004	1-ORG	K953293	85.00	87.00	2.00
WH11183700	HAR11-004	1-ORG	K953294	87.00	89.00	2.00
WH11183700	HAR11-004	1-ORG	K953295	89.00	91.00	2.00
WH11183700	HAR11-004	1-ORG	K953296	91.00	93.00	2.00
WH11183700	HAR11-004	1-OFD	K953297	93.00	95.00	2.00
WH11183700	HAR11-004	1-ORG	K953299	95.00	97.00	2.00
WH11183700	HAR11-004	1-ORG	K953300	97.00	99.00	2.00
WH11183700	HAR11-004	1-ORG	K953301	99.00	101.00	2.00
WH11183700	HAR11-004	1-ORG	K953302	101.00	103.00	2.00
WH11183700	HAR11-004	1-ORG	K953303	103.00	105.00	2.00

WH11183700	HAR11-004	1-ORG	K953304	105.00	107.00	2.00
WH11183700	HAR11-004	1-ORG	K953305	107.00	109.00	2.00
WH11183700	HAR11-004	1-ORG	K953306	109.00	111.00	2.00
WH11183700	HAR11-004	1-ORG	K953307	111.00	113.00	2.00
WH11183700	HAR11-004	1-ORG	K953308	113.00	115.00	2.00
WH11183700	HAR11-004	1-ORG	K953309	115.00	117.00	2.00
WH11183700	HAR11-004	1-ORG	K953310	117.00	119.00	2.00
WH11183700	HAR11-004	1-ORG	K953311	119.00	121.00	2.00
WH11183700	HAR11-004	1-ORG	K953313	121.00	123.00	2.00
WH11183700	HAR11-004	1-ORG	K953314	123.00	125.00	2.00
WH11183700	HAR11-004	1-ORG	K953315	125.00	127.00	2.00
WH11183700	HAR11-004	1-ORG	K953316	127.00	129.00	2.00
WH11183700	HAR11-004	1-ORG	K953317	129.00	131.00	2.00
WH11183700	HAR11-004	1-ORG	K953318	131.00	133.00	2.00
WH11183700	HAR11-004	1-ORG	K953319	133.00	135.00	2.00
WH11183700	HAR11-004	1-ORG	K953320	135.00	137.00	2.00
WH11183700	HAR11-004	1-OFD	K953321	137.00	139.00	2.00
WH11183700	HAR11-004	1-ORG	K953323	139.00	140.65	1.65
WH11183700	HAR11-004	1-ORG	K953324	140.65	141.53	0.88
WH11183700	HAR11-004	1-ORG	K949359	141.53	143.20	1.67
WH11183700	HAR11-004	1-ORG	K953325	143.20	145.00	1.80
WH11183700	HAR11-004	1-ORG	K953326	145.00	147.00	2.00
WH11183700	HAR11-004	1-ORG	K953327	147.00	149.00	2.00
WH11183700	HAR11-004	1-ORG	K953328	149.00	151.00	2.00
WH11183700	HAR11-004	1-ORG	K953329	151.00	153.00	2.00
WH11183700	HAR11-004	1-ORG	K953330	153.00	155.00	2.00
WH11183700	HAR11-004	1-ORG	K953331	155.00	157.00	2.00
WH11183700	HAR11-004	1-ORG	K953332	157.00	159.00	2.00
WH11183700	HAR11-004	1-ORG	K953334	159.00	161.00	2.00
WH11183700	HAR11-004	1-ORG	K953335	161.00	163.00	2.00
WH11183700	HAR11-004	1-ORG	K953336	163.00	165.00	2.00
WH11183700	HAR11-004	1-ORG	K953337	165.00	167.00	2.00
WH11183700	HAR11-004	1-ORG	K953338	167.00	169.00	2.00
WH11183700	HAR11-004	1-ORG	K953339	169.00	171.00	2.00
WH11183700	HAR11-004	1-ORG	K953340	171.00	173.00	2.00
WH11183700	HAR11-004	1-ORG	K953341	173.00	175.00	2.00
WH11183700	HAR11-004	1-ORG	K953342	175.00	177.00	2.00
WH11183700	HAR11-004	1-ORG	K953343	177.00	179.00	2.00
WH11183700	HAR11-004	1-ORG	K953344	179.00	181.00	2.00
WH11183700	HAR11-004	1-ORG	K953346	181.00	183.00	2.00
WH11183700	HAR11-004	1-ORG	K953347	183.00	185.00	2.00
WH11183700	HAR11-004	1-ORG	K953348	185.00	187.00	2.00
WH11183700	HAR11-004	1-ORG	K953349	187.00	189.00	2.00
WH11183700	HAR11-004	1-ORG	K953350	189.00	191.00	2.00
WH11183700	HAR11-004	1-ORG	K964301	191.00	193.00	2.00
WH11183700	HAR11-004	1-ORG	K964302	193.00	195.00	2.00
WH11183700	HAR11-004	1-ORG	K964303	195.00	197.00	2.00

WH11183700	HAR11-004	1-ORG	K964304	197.00	199.00	2.00
WH11183700	HAR11-004	1-ORG	K964305	199.00	201.00	2.00
WH11183700	HAR11-004	1-ORG	K964306	201.00	203.00	2.00
WH11183700	HAR11-004	1-OFD	K964307	203.00	205.00	2.00
WH11185907	HAR11-004	1-ORG	K964309	205.00	207.00	2.00
WH11185907	HAR11-004	1-ORG	K964310	207.00	209.00	2.00
WH11185907	HAR11-004	1-ORG	K964311	209.00	211.00	2.00
WH11185907	HAR11-004	1-ORG	K964312	211.00	213.00	2.00
WH11185907	HAR11-004	1-ORG	K964313	213.00	215.00	2.00
WH11185907	HAR11-004	1-ORG	K964314	215.00	217.00	2.00
WH11185907	HAR11-004	1-ORG	K964315	217.00	219.00	2.00
WH11185907	HAR11-004	1-ORG	K964316	219.00	221.00	2.00
WH11185907	HAR11-004	1-ORG	K964317	221.00	223.00	2.00
WH11185907	HAR11-004	1-ORG	K964318	223.00	225.00	2.00
WH11185907	HAR11-004	1-ORG	K964319	225.00	227.00	2.00
WH11185907	HAR11-004	1-ORG	K964320	227.00	229.00	2.00
WH11185907	HAR11-004	1-ORG	K964321	229.00	231.00	2.00
WH11185907	HAR11-004	1-ORG	K964322	231.00	233.00	2.00
WH11185907	HAR11-004	1-ORG	K964324	233.00	235.00	2.00
WH11185907	HAR11-004	1-ORG	K964325	235.00	237.00	2.00
WH11185907	HAR11-004	1-ORG	K964326	237.00	239.00	2.00
WH11185907	HAR11-004	1-ORG	K964327	239.00	241.00	2.00
WH11185907	HAR11-004	1-ORG	K964328	241.00	243.00	2.00
WH11185907	HAR11-004	1-ORG	K964329	243.00	245.00	2.00
WH11185907	HAR11-004	1-ORG	K964330	245.00	247.00	2.00
WH11185907	HAR11-004	1-ORG	K964331	247.00	249.00	2.00
WH11185907	HAR11-004	1-ORG	K964332	249.00	251.00	2.00
WH11185907	HAR11-004	1-ORG	K964333	251.00	253.00	2.00
WH11185907	HAR11-004	1-ORG	K964334	253.00	255.00	2.00
WH11185907	HAR11-004	1-ORG	K964336	255.00	257.00	2.00
WH11185907	HAR11-004	1-ORG	K964337	257.00	259.00	2.00
WH11185907	HAR11-004	1-ORG	K964338	259.00	261.00	2.00
WH11185907	HAR11-004	1-ORG	K964339	261.00	263.00	2.00
WH11185907	HAR11-004	1-ORG	K964340	263.00	265.00	2.00
WH11185907	HAR11-004	1-ORG	K964341	265.00	267.00	2.00
WH11185907	HAR11-004	1-ORG	K964342	267.00	269.00	2.00
WH11185907	HAR11-004	1-ORG	K964343	269.00	271.00	2.00
WH11185907	HAR11-004	1-ORG	K964344	271.00	273.00	2.00
WH11185907	HAR11-004	1-ORG	K964345	273.00	275.00	2.00
WH11185907	HAR11-004	1-ORG	K964346	275.00	277.00	2.00
WH11185907	HAR11-004	1-ORG	K964347	277.00	279.00	2.00
WH11185907	HAR11-004	1-OFD	K964348	279.00	281.00	2.00
WH11185907	HAR11-004	1-ORG	K964350	281.00	283.00	2.00
WH11185907	HAR11-004	1-ORG	K964151	283.00	285.00	2.00
WH11185907	HAR11-004	1-ORG	K964152	285.00	287.00	2.00
WH11185907	HAR11-004	1-ORG	K964153	287.00	289.00	2.00
WH11185907	HAR11-004	1-ORG	K964154	289.00	291.00	2.00

WH11185907	HAR11-004	1-ORG	K964155	291.00	293.00	2.00
WH11185907	HAR11-004	1-ORG	K964156	293.00	295.00	2.00
WH11185907	HAR11-004	1-ORG	K964157	295.00	297.00	2.00
WH11185907	HAR11-004	1-ORG	K964158	297.00	299.00	2.00
WH11185907	HAR11-004	1-ORG	K964159	299.00	301.00	2.00
WH11185907	HAR11-004	1-ORG	K964160	301.00	303.00	2.00
WH11185907	HAR11-004	1-ORG	K964161	303.00	305.00	2.00
WH11185907	HAR11-004	1-ORG	K964163	305.00	307.00	2.00
WH11185907	HAR11-004	1-ORG	K964164	307.00	309.00	2.00
WH11185907	HAR11-004	1-ORG	K964165	309.00	311.00	2.00
WH11185907	HAR11-004	1-ORG	K964166	311.00	313.00	2.00
WH11185907	HAR11-004	1-ORG	K964167	313.00	315.00	2.00
WH11185907	HAR11-004	1-ORG	K964168	315.00	317.00	2.00
WH11185907	HAR11-004	1-ORG	K964169	317.00	319.00	2.00
WH11185907	HAR11-004	1-ORG	K964170	319.00	321.00	2.00
WH11185907	HAR11-004	1-ORG	K964171	321.00	323.00	2.00
WH11185907	HAR11-004	1-ORG	K964172	323.00	325.30	2.30
WH11188313	HAR11-005	1-ORG	K964201	0.00	3.05	3.05
WH11188313	HAR11-005	1-ORG	K964202	3.05	6.00	2.95
WH11188313	HAR11-005	1-ORG	K964203	6.00	12.90	6.90
WH11188313	HAR11-005	1-ORG	K964204	12.90	14.32	1.42
WH11188313	HAR11-005	1-ORG	K964205	14.32	16.15	1.83
WH11188313	HAR11-005	1-ORG	K964206	16.15	17.67	1.52
WH11250641	HAR11-005	1-ORG	K964207	17.67	19.20	1.53
WH11188313	HAR11-005	1-ORG	K964208	19.20	21.33	2.13
WH11188313	HAR11-005	1-ORG	K964209	21.33	23.46	2.13
WH11188313	HAR11-005	1-ORG	K964210	23.46	24.38	0.92
WH11188313	HAR11-005	1-ORG	K964212	24.38	27.43	3.05
WH11188313	HAR11-005	1-ORG	K964213	27.43	28.95	1.52
WH11188313	HAR11-005	1-ORG	K964214	28.95	32.00	3.05
WH11188313	HAR11-005	1-ORG	K964215	32.00	33.65	1.65
WH11188313	HAR11-005	1-ORG	K964216	33.65	35.05	1.40
WH11188313	HAR11-005	1-ORG	K964217	35.05	36.42	1.37
WH11188313	HAR11-005	1-ORG	K964218	36.42	38.10	1.68
WH11188313	HAR11-005	1-ORG	K964219	38.10	40.31	2.21
WH11188313	HAR11-005	1-ORG	K964220	40.31	42.00	1.69
WH11188313	HAR11-005	1-ORG	K964221	42.00	44.19	2.19
WH11188313	HAR11-005	1-ORG	K964222	44.19	46.00	1.81
WH11250641	HAR11-005	1-ORG	K964224	46.00	47.24	1.24
WH11188313	HAR11-005	1-ORG	K964225	47.24	48.88	1.64
WH11188313	HAR11-005	1-ORG	K964226	48.88	50.79	1.91
WH11188313	HAR11-005	1-ORG	K964227	50.79	52.00	1.21
WH11188313	HAR11-005	1-ORG	K964228	52.00	53.34	1.34
WH11188313	HAR11-005	1-ORG	K964229	53.34	55.00	1.66
WH11188313	HAR11-005	1-ORG	K964230	55.00	56.57	1.57
WH11204321	HAR11-005	1-ORG	K964231	56.57	57.91	1.34
WH11204321	HAR11-005	1-ORG	K964232	57.91	60.00	2.09

WH11204321	HAR11-005	1-ORG	K964233	60.00	62.00	2.00
WH11204321	HAR11-005	1-ORG	K964234	62.00	64.00	2.00
WH11204321	HAR11-005	1-OFD	K964235	64.00	66.40	2.40
WH11204321	HAR11-005	1-ORG	K964237	66.40	68.58	2.18
WH11204321	HAR11-005	1-ORG	K964238	68.58	70.00	1.42
WH11204321	HAR11-005	1-ORG	K964239	70.00	71.62	1.62
WH11204321	HAR11-005	1-ORG	K964240	71.62	73.04	1.42
WH11204321	HAR11-005	1-ORG	K964241	73.04	74.67	1.63
WH11204321	HAR11-005	1-ORG	K964242	74.67	76.60	1.93
WH11204321	HAR11-005	1-ORG	K964243	76.60	77.50	0.90
WH11204321	HAR11-005	1-ORG	K964244	77.50	78.22	0.72
WH11204321	HAR11-005	1-ORG	K964245	78.22	79.07	0.85
WH11204321	HAR11-005	1-ORG	K964246	79.07	80.80	1.73
WH11204321	HAR11-005	1-ORG	K964247	80.80	82.29	1.49
WH11204321	HAR11-005	1-ORG	K964249	82.29	83.42	1.13
WH11204321	HAR11-005	1-ORG	K964250	83.42	84.45	1.03
WH11204321	HAR11-005	1-ORG	K964101	84.45	85.55	1.10
WH11204321	HAR11-005	1-ORG	K964102	85.55	87.46	1.91
WH11204321	HAR11-005	1-ORG	K964103	87.46	88.76	1.30
WH11204321	HAR11-005	1-ORG	K964104	88.76	89.91	1.15
WH11204321	HAR11-005	1-ORG	K964105	89.91	90.81	0.90
WH11204321	HAR11-005	1-ORG	K964106	90.81	91.92	1.11
WH11204321	HAR11-005	1-ORG	K964107	91.92	92.96	1.04
WH11204321	HAR11-005	1-ORG	K964108	92.96	95.09	2.13
WH11204321	HAR11-005	1-ORG	K964109	95.09	96.67	1.58
WH11204321	HAR11-005	1-ORG	K964110	96.67	97.53	0.86
WH11204321	HAR11-005	1-ORG	K964112	97.53	99.36	1.83
WH11204321	HAR11-005	1-ORG	K964113	99.36	100.58	1.22
WH11204321	HAR11-005	1-ORG	K964114	100.58	101.68	1.10
WH11204321	HAR11-005	1-ORG	K964115	101.68	102.50	0.82
WH11204321	HAR11-005	1-ORG	K964116	102.50	103.93	1.43
WH11204321	HAR11-005	1-ORG	K964117	103.93	104.93	1.00
WH11204321	HAR11-005	1-ORG	K964118	104.93	106.67	1.74
WH11204321	HAR11-005	1-ORG	K964119	106.67	107.90	1.23
WH11204321	HAR11-005	1-ORG	K964120	107.90	109.72	1.82
WH11204321	HAR11-005	1-ORG	K964121	109.72	111.30	1.58
WH11204321	HAR11-005	1-OFD	K964122	111.30	112.77	1.47
WH11204321	HAR11-005	1-ORG	K964124	112.77	114.50	1.73
WH11204321	HAR11-005	1-ORG	K964125	114.50	115.94	1.44
WH11204321	HAR11-005	1-ORG	K964126	115.94	117.34	1.40
WH11204321	HAR11-005	1-ORG	K964127	117.34	119.17	1.83
WH11204321	HAR11-005	1-ORG	K964128	119.17	119.83	0.66
WH11204321	HAR11-005	1-ORG	K964129	119.83	121.91	2.08
WH11204321	HAR11-005	1-ORG	K964130	121.91	123.32	1.41
WH11204321	HAR11-005	1-ORG	K964131	123.32	124.80	1.48
WH11204321	HAR11-005	1-ORG	K964132	124.80	126.14	1.34
WH11204321	HAR11-005	1-ORG	K964133	126.14	127.47	1.33

WH11204321	HAR11-005	1-ORG	K964134	127.47	129.53	2.06
WH11204321	HAR11-005	1-ORG	K964136	129.53	131.10	1.57
WH11204321	HAR11-005	1-ORG	K964137	131.10	132.13	1.03
WH11204321	HAR11-005	1-ORG	K964138	132.13	133.57	1.44
WH11204321	HAR11-005	1-ORG	K964139	133.57	134.77	1.20
WH11204321	HAR11-005	1-ORG	K964140	134.77	136.28	1.51
WH11204321	HAR11-005	1-ORG	K964141	136.28	138.68	2.40
WH11204321	HAR11-005	1-ORG	K964142	138.68	139.80	1.12
WH11204321	HAR11-005	1-ORG	K964143	139.80	141.73	1.93
WH11204321	HAR11-005	1-ORG	K964144	141.73	143.28	1.55
WH11204321	HAR11-005	1-ORG	K964145	143.28	144.75	1.47
WH11204321	HAR11-005	1-ORG	K964146	144.75	145.70	0.95
WH11204321	HAR11-005	1-ORG	K964147	145.70	147.82	2.12
WH11204321	HAR11-005	1-ORG	K964149	147.82	148.86	1.04
WH11204321	HAR11-005	1-ORG	K964150	148.86	150.86	2.00
WH11204321	HAR11-005	1-ORG	K962901	150.86	152.91	2.05
WH11204321	HAR11-005	1-ORG	K962902	152.91	155.02	2.11
WH11204321	HAR11-005	1-ORG	K962903	155.02	156.91	1.89
WH11204321	HAR11-005	1-ORG	K962904	156.91	159.00	2.09
WH11204321	HAR11-005	1-ORG	K962905	159.00	160.72	1.72
WH11204321	HAR11-005	1-ORG	K962906	160.72	161.72	1.00
WH11204321	HAR11-005	1-ORG	K962907	161.72	164.58	2.86
WH11204321	HAR11-005	1-ORG	K962908	164.58	165.73	1.15
WH11204321	HAR11-005	1-ORG	K962909	165.73	167.83	2.10
WH11204321	HAR11-005	1-OFD	K962910	167.83	168.68	0.85
WH11204321	HAR11-005	1-ORG	K962912	168.68	170.68	2.00
WH11204321	HAR11-005	1-ORG	K962913	170.68	173.13	2.45
WH11204321	HAR11-005	1-ORG	K962914	173.13	174.03	0.90
WH11204321	HAR11-005	1-ORG	K962915	174.03	174.83	0.80
WH11204321	HAR11-005	1-ORG	K962916	174.83	175.56	0.73
WH11204321	HAR11-005	1-ORG	K962917	175.56	177.10	1.54
WH11204321	HAR11-005	1-ORG	K962918	177.10	178.16	1.06
WH11204321	HAR11-005	1-ORG	K962919	178.16	178.91	0.75
WH11204321	HAR11-005	1-ORG	K962920	178.91	180.90	1.99
WH11204321	HAR11-005	1-ORG	K962921	180.90	182.00	1.10
WH11204321	HAR11-005	1-ORG	K962922	182.00	184.40	2.40
WH11204321	HAR11-005	1-ORG	K962924	184.40	186.14	1.74
WH11204321	HAR11-005	1-ORG	K962925	186.14	187.44	1.30
WH11204321	HAR11-005	1-ORG	K962926	187.44	189.13	1.69
WH11204321	HAR11-005	1-ORG	K962927	189.13	190.49	1.36
WH11204321	HAR11-005	1-ORG	K962928	190.49	192.44	1.95
WH11204321	HAR11-005	1-ORG	K962929	192.44	193.54	1.10
WH11204321	HAR11-005	1-ORG	K962930	193.54	195.50	1.96
WH11204321	HAR11-005	1-ORG	K962931	195.50	197.60	2.10
WH11204321	HAR11-005	1-ORG	K962932	197.60	198.94	1.34
WH11204321	HAR11-005	1-ORG	K962933	198.94	200.00	1.06
WH11204321	HAR11-005	1-ORG	K962934	200.00	201.10	1.10

WH11204321	HAR11-005	1-ORG	K962935	201.10	203.12	2.02
WH11204321	HAR11-005	1-ORG	K962937	203.12	205.73	2.61
WH11204321	HAR11-005	1-ORG	K962938	205.73	207.24	1.51
WH11204321	HAR11-005	1-ORG	K962939	207.24	208.78	1.54
WH11204321	HAR11-005	1-ORG	K962940	208.78	209.33	0.55
WH11204321	HAR11-005	1-ORG	K962941	209.33	211.58	2.25
WH11204321	HAR11-005	1-ORG	K962942	211.58	214.15	2.57
WH11204321	HAR11-005	1-ORG	K962943	214.15	215.94	1.79
WH11204321	HAR11-005	1-ORG	K962944	215.94	217.90	1.96
WH11204321	HAR11-005	1-ORG	K962945	217.90	219.45	1.55
WH11204321	HAR11-005	1-ORG	K962946	219.45	222.00	2.55
WH11204321	HAR11-005	1-OFD	K962947	222.00	224.10	2.10
WH11204321	HAR11-005	1-ORG	K962949	224.10	225.94	1.84
WH11204321	HAR11-005	1-ORG	K962950	225.94	227.24	1.30
WH11204322	HAR11-005	1-ORG	K963301	227.24	228.95	1.71
WH11204322	HAR11-005	1-ORG	K963302	228.95	230.05	1.10
WH11204322	HAR11-005	1-ORG	K963303	230.05	231.64	1.59
WH11204322	HAR11-005	1-ORG	K963304	231.64	233.44	1.80
WH11204322	HAR11-005	1-ORG	K963305	233.44	234.69	1.25
WH11250641	HAR11-005	1-ORG	K963306	234.69	236.78	2.09
WH11204322	HAR11-005	1-ORG	K963307	236.78	238.78	2.00
WH11250641	HAR11-005	1-ORG	K963308	238.78	240.40	1.62
WH11204322	HAR11-005	1-ORG	K963309	240.40	241.90	1.50
WH11204322	HAR11-005	1-ORG	K963311	241.90	243.83	1.93
WH11204322	HAR11-005	1-ORG	K963312	243.83	245.48	1.65
WH11204322	HAR11-005	1-ORG	K963313	245.48	247.48	2.00
WH11204322	HAR11-005	1-ORG	K963314	247.48	249.42	1.94
WH11204322	HAR11-005	1-ORG	K963315	249.42	251.25	1.83
WH11204322	HAR11-005	1-ORG	K963316	251.25	252.97	1.72
WH11204322	HAR11-005	1-ORG	K963317	252.97	254.00	1.03
WH11204322	HAR11-005	1-ORG	K963318	254.00	256.02	2.02
WH11204322	HAR11-005	1-ORG	K963319	256.02	257.59	1.57
WH11204322	HAR11-005	1-ORG	K963320	257.59	259.07	1.48
WH11204322	HAR11-005	1-ORG	K963321	259.07	260.77	1.70
WH11204322	HAR11-005	1-ORG	K963322	260.77	262.34	1.57
WH11204322	HAR11-005	1-ORG	K963324	262.34	263.29	0.95
WH11204322	HAR11-005	1-ORG	K963325	263.29	265.16	1.87
WH11204322	HAR11-005	1-ORG	K963326	265.16	267.17	2.01
WH11204322	HAR11-005	1-ORG	K963327	267.17	268.81	1.64
WH11204322	HAR11-005	1-ORG	K963328	268.81	270.91	2.10
WH11204322	HAR11-005	1-ORG	K963329	270.91	273.20	2.29
WH11204322	HAR11-005	1-ORG	K963330	273.20	275.13	1.93
WH11204322	HAR11-005	1-ORG	K963331	275.13	275.83	0.70
WH11204322	HAR11-005	1-ORG	K963332	275.83	277.47	1.64
WH11204322	HAR11-005	1-ORG	K963333	277.47	280.40	2.93
WH11204322	HAR11-005	1-ORG	K963334	280.40	282.36	1.96
WH11204322	HAR11-005	1-ORG	K963335	282.36	284.55	2.19

WH11204322	HAR11-005	1-OFD	K963336	284.55	286.75	2.20
WH11204322	HAR11-005	1-ORG	K963338	286.75	289.40	2.65
WH11204322	HAR11-005	1-ORG	K963339	289.40	291.05	1.65
WH11204322	HAR11-005	1-ORG	K963340	291.05	292.59	1.54
WH11204322	HAR11-005	1-ORG	K963341	292.59	294.41	1.82
WH11204322	HAR11-005	1-ORG	K963342	294.41	296.65	2.24
WH11204322	HAR11-005	1-ORG	K963343	296.65	298.70	2.05
WH11204322	HAR11-005	1-ORG	K963344	298.70	300.03	1.33
WH11204322	HAR11-005	1-ORG	K963345	300.03	301.74	1.71
WH11204322	HAR11-005	1-ORG	K963346	301.74	303.32	1.58
WH11204322	HAR11-005	1-ORG	K963347	303.32	304.79	1.47
WH11204322	HAR11-005	1-ORG	K963348	304.79	307.16	2.37
WH11204322	HAR11-005	1-ORG	K963349	307.16	308.78	1.62
WH11204322	HAR11-005	1-ORG	K963350	308.78	309.88	1.10
WH11204322	HAR11-005	1-ORG	K963352	309.88	311.98	2.10
WH11204322	HAR11-005	1-ORG	K963353	311.98	313.94	1.96
WH11204322	HAR11-005	1-ORG	K963354	313.94	315.22	1.28
WH11204322	HAR11-005	1-ORG	K963355	315.22	316.99	1.77
WH11204322	HAR11-005	1-ORG	K963356	316.99	318.18	1.19
WH11204322	HAR11-005	1-ORG	K963357	318.18	319.48	1.30
WH11204322	HAR11-005	1-ORG	K963358	319.48	321.10	1.62
WH11204322	HAR11-005	1-ORG	K963359	321.10	322.90	1.80
WH11204322	HAR11-005	1-ORG	K963360	322.90	324.40	1.50
WH11204322	HAR11-005	1-ORG	K963361	324.40	326.13	1.73
WH11204322	HAR11-005	1-ORG	K963362	326.13	328.05	1.92
WH11204322	HAR11-005	1-ORG	K963363	328.05	329.18	1.13
WH11204322	HAR11-005	1-ORG	K963365	329.18	330.22	1.04
WH11204322	HAR11-005	1-ORG	K963366	330.22	332.23	2.01
WH11204322	HAR11-005	1-ORG	K963367	332.23	333.75	1.52
WH11204322	HAR11-005	1-ORG	K963368	333.75	335.30	1.55
WH11204322	HAR11-005	1-ORG	K963369	335.30	336.19	0.89
WH11204322	HAR11-005	1-ORG	K963370	336.19	338.32	2.13
WH11204322	HAR11-005	1-ORG	K963371	338.32	340.53	2.21
WH11204322	HAR11-005	1-ORG	K963372	340.53	342.57	2.04
WH11204322	HAR11-005	1-ORG	K963373	342.57	344.42	1.85
WH11204322	HAR11-005	1-ORG	K963374	344.42	346.55	2.13
WH11250641	HAR11-005	1-ORG	K963375	346.55	348.15	1.60
WH11204322	HAR11-005	1-ORG	K963376	348.15	349.35	1.20
WH11250641	HAR11-005	1-OFD	K963377	349.35	351.11	1.76
WH11204322	HAR11-005	1-ORG	K963379	351.11	353.25	2.14
WH11204322	HAR11-005	1-ORG	K963380	353.25	355.09	1.84
WH11204322	HAR11-005	1-ORG	K963381	355.09	356.59	1.50
WH11204322	HAR11-005	1-ORG	K963382	356.59	358.14	1.55
WH11204322	HAR11-005	1-ORG	K963383	358.14	359.91	1.77
WH11204322	HAR11-005	1-ORG	K963384	359.91	361.78	1.87
WH11204322	HAR11-005	1-ORG	K963385	361.78	362.88	1.10
WH11204322	HAR11-005	1-ORG	K963386	362.88	364.23	1.35

WH11204322	HAR11-005	1-ORG	K963387	364.23	365.35	1.12
WH11204322	HAR11-005	1-ORG	K963388	365.35	367.28	1.93
WH11204322	HAR11-005	1-ORG	K963389	367.28	368.74	1.46
WH11204322	HAR11-005	1-ORG	K963390	368.74	370.33	1.59
WH11204322	HAR11-005	1-ORG	K963391	370.33	371.19	0.86
WH11204322	HAR11-005	1-ORG	K963393	371.19	371.91	0.72
WH11204322	HAR11-005	1-ORG	K963394	371.91	372.71	0.80
WH11204322	HAR11-005	1-ORG	K963395	372.71	373.38	0.67
WH11204322	HAR11-005	1-ORG	K963396	373.38	376.12	2.74
WH11204322	HAR11-005	1-ORG	K963397	376.12	377.50	1.38
WH11204322	HAR11-005	1-ORG	K963398	377.50	379.47	1.97
WH11204322	HAR11-005	1-ORG	K963399	379.47	381.10	1.63
WH11204322	HAR11-005	1-ORG	K963400	381.10	382.52	1.42
WH11204322	HAR11-005	1-ORG	K969361	382.52	384.35	1.83
VA11260587	HAR11-006	1-ORG	K962851	0.00	3.57	3.57
VA11260587	HAR11-006	1-ORG	K962852	3.57	5.60	2.03
WHI11001549M	HAR11-006	1-ORG	K962853	5.60	9.14	3.54
VA11260587	HAR11-006	1-ORG	K962854	9.14	10.67	1.53
VA11260587	HAR11-006	1-ORG	K962855	10.67	13.72	3.05
VA11260587	HAR11-006	1-ORG	K962856	13.72	16.40	2.68
VA11260587	HAR11-006	1-ORG	K962857	16.40	18.29	1.89
WHI11001549M	HAR11-006	1-ORG	K962858	18.29	21.33	3.04
VA11260587	HAR11-006	1-ORG	K962859	21.33	23.78	2.45
WH11204323	HAR11-006	1-ORG	K962861	23.78	25.30	1.52
WH11204323	HAR11-006	1-ORG	K962862	25.30	27.63	2.33
WH11204323	HAR11-006	1-ORG	K962863	27.63	28.63	1.00
WH11204323	HAR11-006	1-ORG	K962864	28.63	31.81	3.18
WH11204323	HAR11-006	1-ORG	K962865	31.81	33.80	1.99
WH11204323	HAR11-006	1-ORG	K962866	33.80	35.45	1.65
WH11204323	HAR11-006	1-ORG	K962867	35.45	38.10	2.65
WH11204323	HAR11-006	1-ORG	K962868	38.10	39.20	1.10
WHI11001549	HAR11-006	1-ORG	K962869	39.20	41.15	1.95
WHI11001549	HAR11-006	1-ORG	K962870	41.15	42.80	1.65
WHI11001549	HAR11-006	1-ORG	K962871	42.80	44.60	1.80
WHI11001549	HAR11-006	1-ORG	K962872	44.60	45.94	1.34
WHI11001549	HAR11-006	1-ORG	K962874	45.94	48.77	2.83
WHI11001549	HAR11-006	1-ORG	K962875	48.77	49.63	0.86
WHI11001549	HAR11-006	1-ORG	K962876	49.63	51.81	2.18
WHI11001549	HAR11-006	1-ORG	K962877	51.81	52.90	1.09
WH11204323	HAR11-006	1-ORG	K962878	52.90	54.86	1.96
WH11204323	HAR11-006	1-ORG	K962879	54.86	56.50	1.64
WH11204323	HAR11-006	1-ORG	K962880	56.50	58.60	2.10
WH11204323	HAR11-006	1-ORG	K962881	58.60	60.96	2.36
WH11204323	HAR11-006	1-ORG	K962882	60.96	63.10	2.14
WH11204323	HAR11-006	1-ORG	K962883	63.10	65.40	2.30
WH11204323	HAR11-006	1-ORG	K962884	65.40	67.40	2.00
WH11204323	HAR11-006	1-ORG	K962885	67.40	68.80	1.40

WH11204323	HAR11-006	1-OFD	K962886	68.80	70.80	2.00
VA11260587	HAR11-006	1-ORG	K962888	70.80	72.80	2.00
VA11260587	HAR11-006	1-ORG	K962889	72.80	74.72	1.92
VA11260587	HAR11-006	1-ORG	K962890	74.72	76.90	2.18
VA11260587	HAR11-006	1-ORG	K962891	76.90	79.24	2.34
VA11260587	HAR11-006	1-ORG	K962892	79.24	81.00	1.76
WH11204323	HAR11-006	1-ORG	K962893	81.00	83.12	2.12
WH11204323	HAR11-006	1-ORG	K962894	83.12	85.34	2.22
WH11204323	HAR11-006	1-ORG	K962895	85.34	87.09	1.75
WH11204323	HAR11-006	1-ORG	K962896	87.09	89.06	1.97
WH11204323	HAR11-006	1-ORG	K962897	89.06	91.44	2.38
WH11204323	HAR11-006	1-ORG	K962898	91.44	93.80	2.36
WH11204323	HAR11-006	1-ORG	K962899	93.80	95.60	1.80
WH11204323	HAR11-006	1-ORG	K962900	95.60	96.64	1.04
WH11204323	HAR11-006	1-ORG	K962302	96.64	98.45	1.81
WH11204323	HAR11-006	1-ORG	K962303	98.45	100.58	2.13
WH11204323	HAR11-006	1-ORG	K962304	100.58	101.58	1.00
WHI11001549	HAR11-006	1-ORG	K962305	101.58	103.63	2.05
WHI11001549	HAR11-006	1-ORG	K962306	103.63	104.16	0.53
WHI11001549	HAR11-006	1-ORG	K962307	104.16	106.67	2.51
WHI11001549	HAR11-006	1-ORG	K962308	106.67	109.72	3.05
WHI11001549	HAR11-006	1-ORG	K962309	109.72	111.25	1.53
WHI11001549	HAR11-006	1-ORG	K962310	111.25	113.50	2.25
WHI11001549	HAR11-006	1-ORG	K962311	113.50	115.40	1.90
WHI11001549	HAR11-006	1-ORG	K962312	115.40	117.34	1.94
WHI11001549	HAR11-006	1-ORG	K962314	117.34	120.09	2.75
WHI11001549M	HAR11-006	1-ORG	K962315	120.09	122.30	2.21
WHI11001549	HAR11-006	1-ORG	K962316	122.30	123.66	1.36
WH11250641	HAR11-006	1-ORG	K962317	123.66	124.60	0.94
WH11250641	HAR11-006	1-ORG	K962318	124.60	126.45	1.85
WH11204323	HAR11-006	1-ORG	K962319	126.45	128.20	1.75
WH11204323	HAR11-006	1-ORG	K962320	128.20	129.70	1.50
WH11204323	HAR11-006	1-ORG	K962321	129.70	130.98	1.28
WH11204323	HAR11-006	1-ORG	K962322	130.98	132.28	1.30
WHI11001549	HAR11-006	1-ORG	K962323	132.28	134.00	1.72
WHI11001549	HAR11-006	1-OFD	K962324	134.00	136.00	2.00
WH11204323	HAR11-006	1-ORG	K962326	136.00	137.60	1.60
WH11204323	HAR11-006	1-ORG	K962327	137.60	139.65	2.05
WH11204323	HAR11-006	1-ORG	K962328	139.65	141.40	1.75
WHI11001549	HAR11-006	1-ORG	K962329	141.40	143.30	1.90
WHI11001549	HAR11-006	1-ORG	K962330	143.30	145.07	1.77
WHI11001549	HAR11-006	1-ORG	K962331	145.07	146.16	1.09
WH11204323	HAR11-006	1-ORG	K962332	146.16	147.16	1.00
WH11204323	HAR11-006	1-ORG	K962333	147.16	148.74	1.58
WH11204323	HAR11-006	1-ORG	K962334	148.74	150.23	1.49
WH11204323	HAR11-006	1-ORG	K962335	150.23	150.88	0.65
WH11204323	HAR11-006	1-ORG	K962336	150.88	152.92	2.04

WH11204323	HAR11-006	1-ORG	K962337	152.92	153.85	0.93
WH11204323	HAR11-006	1-ORG	K962338	153.85	155.94	2.09
WH11204323	HAR11-006	1-ORG	K962340	155.94	157.70	1.76
WH11204323	HAR11-006	1-ORG	K962341	157.70	158.64	0.94
WH11204323	HAR11-006	1-ORG	K962342	158.64	160.94	2.30
WH11204323	HAR11-006	1-ORG	K962343	160.94	162.80	1.86
WHI11001549	HAR11-006	1-ORG	K962344	162.80	165.08	2.28
WHI11001549	HAR11-006	1-ORG	K962345	165.08	166.80	1.72
WHI11001549	HAR11-006	1-ORG	K962346	166.80	168.13	1.33
WH11204323	HAR11-006	1-ORG	K962347	168.13	169.83	1.70
WH11204323	HAR11-006	1-ORG	K962348	169.83	170.90	1.07
WH11204323	HAR11-006	1-ORG	K962349	170.90	171.36	0.46
WHI11001549	HAR11-006	1-ORG	K962350	171.36	174.21	2.85
WHI11001549	HAR11-006	1-ORG	K962352	174.21	175.50	1.29
WHI11001549	HAR11-006	1-ORG	K962353	175.50	176.80	1.30
WHI11001549	HAR11-006	1-ORG	K962354	176.80	178.50	1.70
WHI11001549	HAR11-006	1-ORG	K962355	178.50	180.09	1.59
WHI11001549	HAR11-006	1-ORG	K962356	180.09	182.09	2.00
WHI11001549	HAR11-006	1-ORG	K962357	182.09	184.17	2.08
WHI11001549	HAR11-006	1-ORG	K962358	184.17	186.22	2.05
WH11204323	HAR11-006	1-ORG	K962359	186.22	186.95	0.73
WH11204323	HAR11-006	1-ORG	K962360	186.95	188.50	1.55
WH11204323	HAR11-006	1-ORG	K962361	188.50	190.09	1.59
WH11204323	HAR11-006	1-OFD	K962362	190.09	190.70	0.61
WH11204323	HAR11-006	1-ORG	K962364	190.70	192.44	1.74
WHI11001549	HAR11-006	1-ORG	K962365	192.44	194.44	2.00
WHI11001549	HAR11-006	1-ORG	K962366	194.44	195.70	1.26
WHI11001549	HAR11-006	1-ORG	K962367	195.70	196.88	1.18
WH11204323	HAR11-006	1-ORG	K962368	196.88	198.92	2.04
WH11204323	HAR11-006	1-ORG	K962369	198.92	201.16	2.24
WH11204323	HAR11-006	1-ORG	K962370	201.16	203.91	2.75
WH11204323	HAR11-006	1-ORG	K962371	203.91	206.05	2.14
WH11204323	HAR11-006	1-ORG	K962372	206.05	207.55	1.50
WH11204323	HAR11-006	1-ORG	K962373	207.55	209.73	2.18
WHI11001549	HAR11-006	1-ORG	K962374	209.73	210.83	1.10
WHI11001549	HAR11-006	1-ORG	K962375	210.83	212.40	1.57
WHI11001549	HAR11-006	1-ORG	K962377	212.40	214.00	1.60
WHI11001549	HAR11-006	1-ORG	K962378	214.00	215.63	1.63
WHI11001549	HAR11-006	1-ORG	K962379	215.63	217.92	2.29
WH11204323	HAR11-006	1-ORG	K962380	217.92	219.50	1.58
WH11204323	HAR11-006	1-ORG	K962381	219.50	220.77	1.27
WH11204323	HAR11-006	1-ORG	K962382	220.77	221.57	0.80
WHI11001550	HAR11-006	1-ORG	K962383	221.57	224.02	2.45
WHI11001550	HAR11-006	1-ORG	K962384	224.02	225.54	1.52
WHI11001550	HAR11-006	1-ORG	K962385	225.54	226.97	1.43
WHI11001550	HAR11-006	1-ORG	K962386	226.97	229.20	2.23
WHI11001550	HAR11-006	1-ORG	K962387	229.20	231.33	2.13

WHI11001550	HAR11-006	1-ORG	K962388	231.33	233.53	2.20
WHI11001550	HAR11-006	1-ORG	K962390	233.53	235.39	1.86
WHI11001550	HAR11-006	1-ORG	K962391	235.39	237.73	2.34
WH11204323	HAR11-006	1-ORG	K962392	237.73	239.49	1.76
WH11204323	HAR11-006	1-ORG	K962393	239.49	241.90	2.41
WH11204323	HAR11-006	1-ORG	K962394	241.90	244.02	2.12
WH11204323	HAR11-006	1-ORG	K962395	244.02	246.22	2.20
WH11204323	HAR11-006	1-ORG	K962396	246.22	248.52	2.30
WH11204323	HAR11-006	1-ORG	K962397	248.52	249.93	1.41
WHI11001550	HAR11-006	1-ORG	K962398	249.93	251.90	1.97
WHI11001550	HAR11-006	1-ORG	K962399	251.90	252.97	1.07
WHI11001550	HAR11-006	1-OFD	K962400	252.97	254.70	1.73
WHI11001550	HAR11-006	1-ORG	K962052	254.70	256.90	2.20
WHI11001550	HAR11-006	1-ORG	K962053	256.90	259.07	2.17
WHI11001550	HAR11-006	1-ORG	K962054	259.07	261.40	2.33
WHI11001550	HAR11-006	1-ORG	K962055	261.40	263.68	2.28
WHI11001550	HAR11-006	1-ORG	K962056	263.68	266.66	2.98
WHI11001550	HAR11-006	1-ORG	K962057	266.66	269.73	3.07
WHI11001550	HAR11-006	1-ORG	K962058	269.73	271.86	2.13
WHI11001550	HAR11-006	1-ORG	K962059	271.86	274.31	2.45
WHI11001550	HAR11-006	1-ORG	K962060	274.31	276.26	1.95
WHI11001550	HAR11-006	1-ORG	K962061	276.26	278.28	2.02
WHI11001550	HAR11-006	1-ORG	K962062	278.28	279.38	1.10
WHI11001550	HAR11-006	1-ORG	K962064	279.38	281.14	1.76
WHI11001550	HAR11-006	1-ORG	K962065	281.14	282.75	1.61
WHI11001550	HAR11-006	1-ORG	K962066	282.75	284.00	1.25
WHI11001550	HAR11-006	1-ORG	K962067	284.00	285.50	1.50
WHI11001550	HAR11-006	1-ORG	K962068	285.50	287.60	2.10
WHI11001550	HAR11-006	1-ORG	K962069	287.60	288.62	1.02
WHI11001550	HAR11-006	1-ORG	K962070	288.62	289.95	1.33
WHI11001550	HAR11-006	1-ORG	K962071	289.95	291.00	1.05
WHI11001550	HAR11-006	1-ORG	K962072	291.00	292.12	1.12
WHI11001550	HAR11-006	1-ORG	K962073	292.12	294.12	2.00
WHI11001550	HAR11-006	1-ORG	K962074	294.12	295.72	1.60
WHI11001550	HAR11-006	1-ORG	K962075	295.72	296.38	0.66
WHI11001550	HAR11-006	1-ORG	K962077	296.38	297.31	0.93
WHI11001550	HAR11-006	1-ORG	K962078	297.31	298.81	1.50
WHI11001550	HAR11-006	1-ORG	K962079	298.81	300.21	1.40
WHI11001550	HAR11-006	1-ORG	K962080	300.21	301.75	1.54
WHI11001550	HAR11-006	1-ORG	K962081	301.75	304.26	2.51
WHI11001550	HAR11-006	1-ORG	K962082	304.26	306.13	1.87
WHI11001550	HAR11-006	1-ORG	K962083	306.13	307.85	1.72
WHI11001550	HAR11-006	1-ORG	K962084	307.85	310.33	2.48
WHI11001550	HAR11-006	1-ORG	K962085	310.33	311.10	0.77
WHI11001550	HAR11-006	1-ORG	K962086	311.10	313.94	2.84
WHI11001550	HAR11-006	1-ORG	K962087	313.94	316.20	2.26
WHI11001550	HAR11-006	1-OFD	K962088	316.20	318.09	1.89

WHI11001550	HAR11-006	1-ORG	K962090	318.09	319.64	1.55
WHI11001550	HAR11-006	1-ORG	K962091	319.64	321.84	2.20
WHI11001550	HAR11-006	1-ORG	K962092	321.84	324.00	2.16
WHI11001550	HAR11-006	1-ORG	K962093	324.00	326.14	2.14
WHI11001550	HAR11-006	1-ORG	K962094	326.14	327.18	1.04
WHI11001550	HAR11-006	1-ORG	K962095	327.18	328.53	1.35
WHI11001550	HAR11-006	1-ORG	K962096	328.53	330.28	1.75
WHI11001550	HAR11-006	1-ORG	K962097	330.28	331.81	1.53
WHI11001550	HAR11-006	1-ORG	K962098	331.81	333.85	2.04
WHI11001550	HAR11-006	1-ORG	K962099	333.85	335.28	1.43
WHI11001550	HAR11-006	1-ORG	K962100	335.28	336.55	1.27
WHI11001550	HAR11-006	1-ORG	K961502	336.55	338.35	1.80
WHI11001550	HAR11-006	1-ORG	K961503	338.35	340.50	2.15
WHI11001550	HAR11-006	1-ORG	K961504	340.50	342.25	1.75
WHI11001550	HAR11-006	1-ORG	K961505	342.25	344.42	2.17
WHI11001550	HAR11-006	1-ORG	K961506	344.42	346.10	1.68
WHI11001550	HAR11-006	1-ORG	K961507	346.10	347.47	1.37
WH11204324	HAR11-006	1-ORG	K961508	347.47	349.70	2.23
WH11204324	HAR11-006	1-ORG	K961509	349.70	350.52	0.82
WH11204324	HAR11-006	1-ORG	K961510	350.52	352.95	2.43
WHI11001550	HAR11-006	1-ORG	K961511	352.95	355.06	2.11
WHI11001550	HAR11-006	1-ORG	K961512	355.06	356.62	1.56
WHI11001550	HAR11-006	1-ORG	K961514	356.62	358.42	1.80
WHI11001550	HAR11-006	1-ORG	K961515	358.42	359.53	1.11
WHI11001550	HAR11-006	1-ORG	K961516	359.53	361.73	2.20
WHI11001550	HAR11-006	1-ORG	K961517	361.73	363.86	2.13
WHI11001550	HAR11-006	1-ORG	K961518	363.86	366.05	2.19
WHI11001550	HAR11-006	1-ORG	K961519	366.05	368.29	2.24
WHI11001550	HAR11-006	1-ORG	K961520	368.29	370.50	2.21
WHI11001550	HAR11-006	1-ORG	K961521	370.50	372.70	2.20
WHI11001550	HAR11-006	1-ORG	K961522	372.70	374.90	2.20
WHI11001550	HAR11-006	1-ORG	K961523	374.90	377.12	2.22
WHI11001550	HAR11-006	1-OFD	K961524	377.12	379.35	2.23
WH11204324	HAR11-006	1-ORG	K961526	379.35	381.45	2.10
WH11204324	HAR11-006	1-ORG	K961527	381.45	383.70	2.25
WH11204324	HAR11-006	1-ORG	K961528	383.70	385.92	2.22
WH11204324	HAR11-006	1-ORG	K961529	385.92	388.12	2.20
WH11204324	HAR11-006	1-ORG	K961530	388.12	390.14	2.02
						2008.80