NORTHERN FREEGOLD RESOURCES LTD.

March 24, 2010 *via courier*

Whitehorse Mining Recorder
102-300 Main Street
Whitehorse, Yukon
Y1A 2B5

To Whom It May Concern,

Please find enclosed on copy of the report entitled '*2009 Drilling Assessment Report on the Nucleus Property Freegold Mountain Project, Yukon*'. This document covers work completed on YA51204 Nucleus 16 as part of Grouping A and work completed on YA24020 Revenue 16 as part of Grouping B as outlined by the application for a certificate of work dated October 26, 2009.

Should you have any questions or concerns regarding this document, please contact me at 604-893-8757 or via email at kdodd@northernfreegold.com

Respectfully Submitted,

Northern Freegold Resources Ltd.

Katie Dodd, B.Sc
Geologist

900-475 Howe St.
Vancouver BC, Canada V6C 2B3
Tel 604-893-8757 Fax 604-893-8758
northernfreegold.com TSXV:NFR

2009 Drilling Assessment Report
on the
Nucleus Property
Freegold Mountain Project, Yukon

Freegold Mountain Area
NTS 115 I/6
Lat. 62°20'N Long. 137°19'W
Whitehorse Mining District

YA51192	Nucleus 004
YA51194	Nucleus 006
YA51196	Nucleus 008
YA51198-YA51213	Nucleus 010-025
YB07740-YB07805	BOO 001-066
YB07806-YB07815	BOO 077-086
YB07816-YB07819	BOO 101-104
Y 24017-Y 24020	Revenue 013-016
15505	Margarete
15519	Gold Star
15549	Peerless
15677	Protection

Prepared for:
Northern Freegold Resources Ltd.
Box 31293
Whitehorse, YT
Y1A 5P7

Report Prepared by:

Katie Dodd B.Sc
Emily Miller B.Sc

March 24, 2010

Period of Work:
May 31st, 2009 to July 23rd, 2009

Table of Contents

1 Summary 1
2 Introduction 2
2.1 Property Description and Location 5
2.1.1 Location and Access 5
2.1.2 Claims and Claim Status 5
2.1.3 Climate, Physiography and Vegetation 10
3 Regional and Property Geology 11
3.1 Regional Geology and Tectonic Setting 11
3.2 Nucleus Property Geology 14
4 Work History 15
5 2009 Diamond Drilling Program 18
5.1 Drill Hole Summaries, Grouping A 21
5.2 Drill Hole Summaries, Grouping B 29
6 Conclusions and Recommendations for Future Work 41
7 Bibliography 42
8 Certificates 44
9 Statement of Costs 46

Appendix 1: Drill logs

Appendix 2: Batch Sheets

Appendix 3: Assay Certificates

List of Figures

Figure 1: Nucleus Property location 3
Figure 2: Northern Freegold Resources claim groupings 4
Figure 3: Yukon geology 12
Figure 4: Dawson Range geology 13
Figure 5: Dilational zone formation 14
Figure 6: Quartz sulphide vein in schist 14
Figure 7 :Skarn-like massive sulphide replacement 14
Figure 8: Massive sulphide veining 15
Figure 9: Nucleus drill hole plan map 19
Figure 10: Section E379197 showing GRD09-139 22
Figure 11: Section E379125 showing GRD09-147 24
Figure 12: Section E379050 showing GRD09-150 26
Figure 13: Section E379000 showing GRD09-153 28
Figure 14: Section E379500 showing GRD09-129 30
Figure 15: Section E379319 showing GRD09-130 and GRD09-132 33
Figure 16: Section E379413 showing GRD09-131 and GRD09-135 36
Figure 17: Section E379649 showing GRD09-133 38
Figure 18: Section E379699 showing GRD09-134 40

List of Tables

Table 1: Drill holes on claim Nucleus 16 – centre claim Grouping A 5
Table 2: Drill holes on claim Revenue 16 – centre claim Grouping B 5
Table 3: Grouping A claims: 6
Table 4: Grouping B claims 7
Table 5: Summary of drilling on the Nucleus Property 15
Table 6: Drill hole locations 18
Table 7: Core recovery 18
Table 8: Average sample lengths 20
Table 9: Significant results for GRD09-139 21
Table 10: Significant results for GRD09-147 23
Table 11: Significant results for GRD09-150 25
Table 12: Significant results for GRD09-153 27
Table 13: Significant results for GRD09-129 29
Table 14: Significant results for GRD09-130 31
Table 15: Significant results for GRD09-132 32
Table 16: Significant results for GRD09-131 34
Table 17: Significant results for GRD09-135 35
Table 18: Significant results for GRD09-133 37
Table 19: Significant results for GRD09-134 39
Table 20: Total cost per hole on the Nucleus 16 claim 46
Table 21: Total cost per hole on the Revenue 16 claim 46

1 Summary

The Freegold Mountain Project is centred approximately 70 km northwest of the town of Carmacks. The Freegold Mountain Project is 100% owned by Northern Freegold Resources Ltd. and consists of 1051 contiguous claims covering approximately 200 square kilometers. Between May 31 and July 23, 2009 sixty four holes were drilled on the Nucleus Property located at the western end of the Freegold Mountain Project. This report covers the work done on four holes located on the Nucleus 16 claim as part of Grouping A and seven holes located on the Revenue 16 claim as part of Grouping B which were applied for as part of an assessment filing.

The Freegold Mountain Project is located in the Dawson Range magmatic belt which straddles the boundary between the Stikine and Yukon-Tanana allocthonous marginal pericratonic terranes (Colpron et al. 2007; Hood et al. 2009). The regional geology is defined by a polydeformed, mainly metasedimentary sequence (Yukon-Tanana terrane) in which the deformation culminated with mylonitic corridors during a metamorphic event of lower amphibolitic grade. Beginning in the early Jurassic the basement of Yukon-Tanana terrane was intruded by several generations of granitic intrusives which culminated in the Cretaceous. The structural system defining the project area is dominated by early moderately to steeply dipping north westerly shear and fault zones with a dextral sense. The majority of the Freegold Project area is between two of these major regional structures: the regionally continuous Big Creek fault to the northeast and the Southern Big Creek fault to the southwest (Breitsprecher & Mortensen, 2004).

The Nucleus Property, consisting of 110 claims, is the most heavily explored portion of the Freegold Mountain Project and is centered at 62°20'N latitude and 137°19'W longitude. Exploration and prospecting in the region began in the 1930s but exploration on the Nucleus Property did not begin until 1968. A total of 43 diamond drill holes totaling 10,430.88 m and 21 Rotary Air Blast holes (RAB) totaling 1,241.36 m were completed in 2009, all on the Nucleus Property.

The Nucleus Property and deposit is dominated by the schistose metasedimentary basement intruded by a large microgranite body crosscut by the porphyry dyke suite. These dykes are oriented in a roughly NW-SE manner and are thought to represent zones of dilation and/or tension gashes as a result of a protracted brittle tectonic event. Three main gold-bearing mineralization styles have been observed on the Nucleus Property; veining and breccia fill, skarn-like massive sulphide replacement and massive sulphide veining. The skarn-like mineralization contains high grade lenses that roughly follow foliation within the schistose basement rocks (Miller, Dodd, & Dyck, 2010).

The 2009 drill program was successful in expanding the NI 43-101 compliant Nucleus Property resource released in July 2009 and confirming its continuity. The drilling assisted in defining northwest trending structures that control the geometry of higher grade zones associated with skarn material identified in previous years and allowed the identification of a higher grade resource. Further targets have also been identified to the north and south of the Nucleus deposit and warrant follow up drilling.

2 Introduction

The Nucleus Property is part of the Freegold Mountain Project located in the Dawson Range in south-central Yukon Territory (Figure 1) and is 100% owned by Northern Freegold Resources Ltd. (NFR). Drilling on the Nucleus property took place between May 31, 2009 and July 23, 2009 and was undertaken by Kluane drilling Ltd. Forty-three diamond drill holes and 21 Rotary Air Blast (RAB) holes were drilled, resulting in a total of 1,241.36 m of drilling.

Work conducted on the Nucleus 16 and the Revenue 16 claims located on the Nucleus Property is also being applied to the two groupings illustrated in Figure 2. The claims in Grouping A include the Caribou Claims owned by Bill Harris. Work done on the Nucleus 16 claim is being applied to the Caribou Claims as outlined in the application for a certificate of work dated October 26, 2009. In December of 2009 179 new claims were added to the Freegold Mountain Project and are not considered in this report.

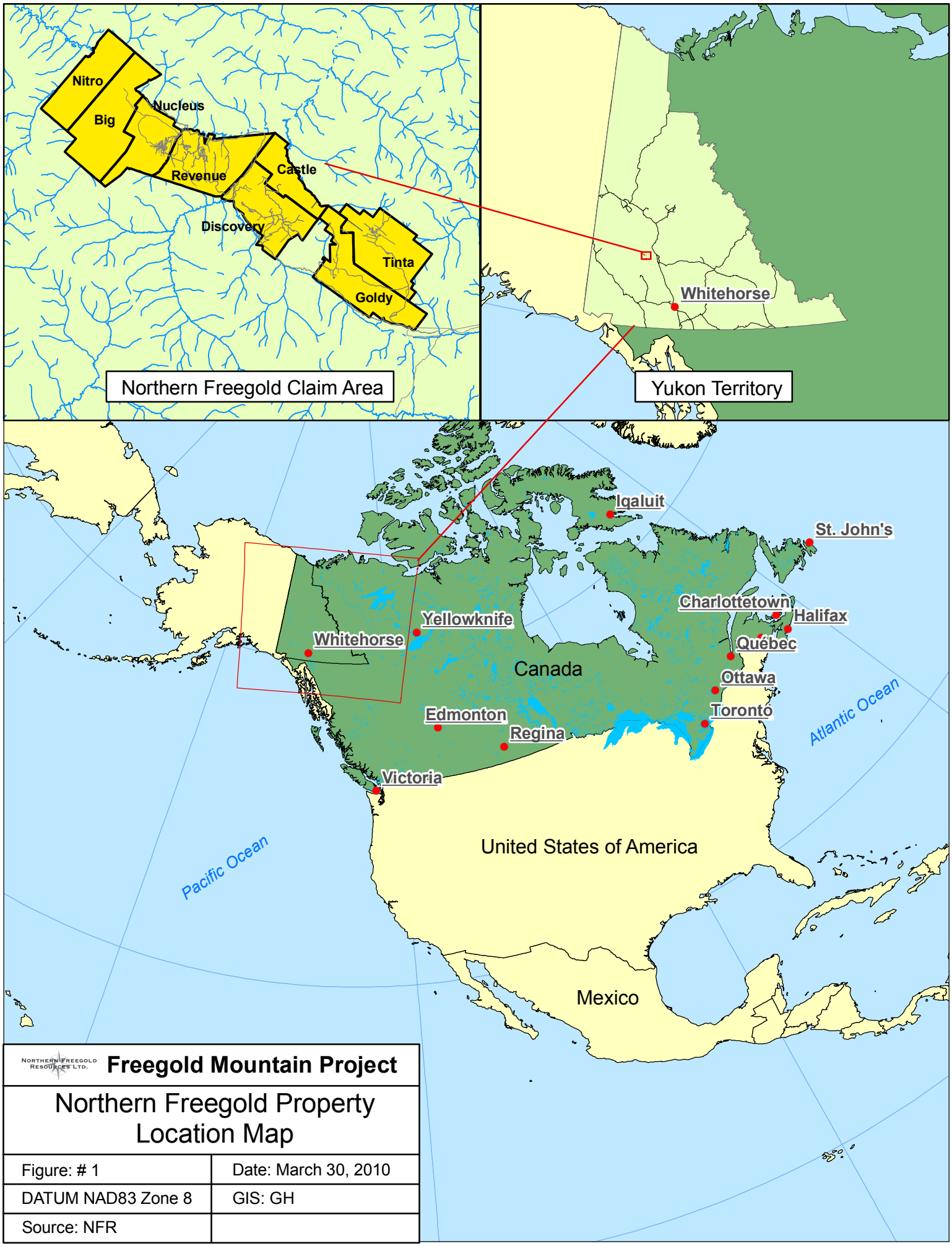

Northern Freegold Resources Ltd.

Freegold Mountain Project

Northern Freegold Property Location Map

Figure: # 1	Date: March 30, 2010
DATUM NAD83 Zone 8	GIS: GH
Source: NFR	

NFR Freegold Mountain Property Claims with Caribou Creek Claims

370000 380000 390000 400000

6920000 6910000 6900000

115I05

115I06

115I07

115I03

115I02

N

NORTHERN FREEGOLD RESOURCES LTD.

- Grouping A_NFR
- Grouping A_Caribou
- Grouping B_NFR
- Nucleus 16 - Centre claim Grouping A
- Revenue 16 - Centre claim Grouping B
- New NFR Claims
- Other Quartz Claims and Mineral Tenures
- First Nation Settlement Land
- Freegold Mountain Road

1:90,000

March 22, 2009

0 1.25 2.5 5 Kilometers

2.1 Property Description and Location

2.1.1 Location and Access

The Freegold Mountain Project is located approximately 70 km northwest of the town of Carmacks (Figure1) along the unpaved Freegold Road which, along with a network of subsidiary unpaved roads provides access to a large portion of the property. The Revenue camp is located along this road. Whitehorse and the town of Carmacks serve as supply centers for exploration in the area.

The Nucleus Property is located in NTS map sheet 115I/6 and is centered approximately at 62°20'N latitude and 137°19'W longitude.

2.1.2 Claims and Claim Status

The Nucleus Property includes 110 contiguous two-post Yukon Quartz claims (Figure 2). Four drill holes listed in Table 1 were drilled on the Nucleus 16 claim. The work done on this claim is being applied to the claims listed below in Table 3 as part of Grouping A.

Table 1: Drill holes on claim Nucleus 16 – centre claim Grouping A

Claim ID	Hole ID	Hole Type	Max Depth	Date Started	Date Completed
Nucleus 16	GRD09-139	DDH	295.66	09/07/09	14/07/09
Nucleus 16	GRD09-147	DDH	303.28	06/08/09	11/08/09
Nucleus 16	GRD09-150	DDH	298.71	11/08/09	15/08/09
Nucleus 16	GRD09-153	DDH	391.89	19/08/09	28/08/09

Seven drill holes listed in Table 2 were drilled on the Revenue 16 claim. Work done on this claim is being applied to the claims listed in Table 4 as part of Grouping B.

Table 2: Drill holes on claim Revenue 16 – centre claim Grouping B

Claim ID	Hole ID	Hole Type	Max Depth	Date Started	Date Completed
Revenue 16	GRD09-129	DDH	272.8	15/06/09	19/06/09
Revenue 16	GRD09-130	DDH	291.09	18/06/09	21/06/09
Revenue 16	GRD09-131	DDH	301.76	19/06/09	24/06/09
Revenue 16	GRD09-132	DDH	455.68	23/06/09	29/06/09
Revenue 16	GRD09-133	DDH	297.48	24/06/09	28/06/09
Revenue 16	GRD09-134	DDH	272.8	28/06/09	01/07/09
Revenue 16	GRD09-135	DDH	290.36	29/06/09	02/07/09

Table 3: Grouping A claims:

Grant Number	Claim Name	Expiry Date	Renewal Period Requested (years)	New Expiry Date	Claim Owner	% owned
90465-90468	Greenstone 001-004	28-Feb-13	4.00	28-Feb-17	Eric Weinecke/Bill Harris	51/49
91056	Greenstone 005	28-Feb-13	4.00	28-Feb-17	Eric Weinecke/Bill Harris	51/49
Y 21094	Greenstone 006	28-Feb-13	4.00	28-Feb-17	Eric Weinecke/Bill Harris	51/49
YA51190	Nucleus 002	28-Feb-17	4.00	28-Feb-21	NFR	100
YA51192	Nucleus 004	28-Feb-17	4.00	28-Feb-21	NFR	100
YA51194	Nucleus 006	28-Feb-17	4.00	28-Feb-21	NFR	100
YA51196	Nucleus 008	28-Feb-17	4.00	28-Feb-21	NFR	100
YA51198-YA51213	Nucleus 010-025	28-Feb-17	4.00	28-Feb-21	NFR	100
YA51215	Nucleus 027	28-Feb-17	4.00	28-Feb-21	NFR	100
YA51217-YA51218	Nucleus 029-030	28-Feb-17	4.00	28-Feb-21	NFR	100
YA60262-YA60265	Nucleus 041-044	28-Feb-17	4.00	28-Feb-21	NFR	100
YA60268-YA60269	Nucleus 047-048	28-Feb-17	4.00	28-Feb-21	NFR	100
YC09243-YC09248	More 003-008	28-Feb-18	4.00	28-Feb-22	NFR	100
YC09250	More 010	28-Feb-18	4.00	28-Feb-22	NFR	100
YC09336-YC09337	More 031-032	28-Feb-18	4.00	28-Feb-22	NFR	100
YC30165-YC30200	Mag 001-036	28-Feb-16	4.00	28-Feb-20	NFR	100
YC37001-YC37008	Mag 037-044	28-Feb-16	4.00	28-Feb-20	NFR	100
YC37009-YC37047	Nitro 001-039	25-Oct-09	4.50	28-Feb-14	NFR	100
YC37048	Nitro 040	28-Feb-13	4.00	28-Feb-17	NFR	100
YC37049	Nitro 041	25-Oct-09	4.50	28-Feb-14	NFR	100
YC37050	Nitro 042	28-Feb-13	4.00	28-Feb-17	NFR	100
YC37051	Nitro 043	25-Oct-09	4.50	28-Feb-14	NFR	100
YC37052	Nitro 044	28-Feb-13	4.00	28-Feb-17	NFR	100
YC37053	Nitro 045	25-Oct-09	4.50	28-Feb-14	NFR	100
YC37054	Nitro 046	28-Feb-13	4.00	28-Feb-17	NFR	100
YC37055	Nitro 047	25-Oct-09	4.50	28-Feb-14	NFR	100
YC37056	Nitro 048	28-Feb-13	4.00	28-Feb-17	NFR	100
YC40076-YC40094	Rage 001-019	28-Feb-13	4.00	28-Feb-17	Bill Harris	100
YC40095-YC40102	Froh 001-008	28-Feb-13	4.00	28-Feb-17	Bill Harris	100
YC40917-YC40924	Froh 021-028	28-Feb-15	4.00	28-Feb-19	Bill Harris	100
YC41307-YC41339	Big 001-033	28-Feb-18	4.00	28-Feb-22	NFR	100
YC47223-YC47232	Froh 047-056	28-Feb-16	4.00	28-Feb-20	Bill Harris	100
YC47242-YC47247	Au 008-013	28-Feb-16	4.00	28-Feb-20	NFR	100
YC47424-YC47426	Froh 066-068	28-Feb-16	4.00	28-Feb-20	Bill Harris	100
YC47429-YC47444	Big 035-050	28-Feb-16	4.00	28-Feb-20	NFR	100
YC47445-YC47460	Big 059-074	28-Feb-16	4.00	28-Feb-20	NFR	100

YC53685-YC53692	Big 051-058	28-Feb-16	4.00	28-Feb-20	NFR	100
YC54330	Big 034	28-Feb-16	4.00	28-Feb-20	NFR	100
			Caribou Creek Claims			
Y 21249	HOPE	29-Jan-14	4.00	29-Jan-18	Bill Harris/Mainsteele Developments Ltd.	49/51
Y 25895-Y 25900	BEST 001-006	29-Jan-15	4.00	29-Jan-19	Bill Harris/Mainsteele Developments Ltd.	49/51
Y 76048	HOPE 002	29-Jan-13	4.00	29-Jan-17	Bill Harris/Mainsteele Developments Ltd.	49/51
YA92778-YA92780	GREENSTONE 007-009	29-Jan-14	4.00	29-Jan-18	Bill Harris/Eric Wienecke	49/51
YA92869	GREENSTONE 010	29-Jan-14	4.00	29-Jan-18	Bill Harris/Eric Wienecke	49/51
YB07740-YB07805	BOO 001-066	29-Jan-15	4.00	29-Jan-19	Bill Harris	100
YB07806-YB07815	BOO 077-086	29-Jan-15	4.00	29-Jan-19	Bill Harris	100
YB07816-YB07819	BOO 101-104	29-Jan-15	4.00	29-Jan-19	Bill Harris	100
YB08026-YB08035	BOO 067-076	29-Jan-15	4.00	29-Jan-19	Bill Harris	100
YB08036-YB08042	CARA 001-007	29-Jan-15	4.00	29-Jan-19	Bill Harris/Mainsteele Developments Ltd.	49/51

Total Claims: 374

Table 4: Grouping B claims

Grant Number	Claim Name	Expiry Date	Renewal Period Requested (years)	New Expiry Date	Claim Owner	% owned
15494	Augusta	28-Feb-13	4.00	28-Feb-17	Eric Weinecke/Bill Harris	51/49
15505	Margarete	28-Feb-13	4.00	28-Feb-17	Eric Weinecke/Bill Harris	51/49
15519	Gold Star	28-Feb-13	4.00	28-Feb-17	Eric Weinecke/Bill Harris	51/49
15549	Peerless	28-Feb-13	4.00	28-Feb-17	Eric Weinecke/Bill Harris	51/49
15677	Protection	28-Feb-13	4.00	28-Feb-17	Eric Weinecke/Bill Harris	51/49
60420-60421	Shearzone 001-002	28-Feb-13	4.00	28-Feb-17	Eric Weinecke/Bill Harris	51/49
60422-60423	Vindicator 001-002	28-Feb-13	4.00	28-Feb-17	Eric Weinecke/Bill Harris	51/49
63638	Liberty	28-Feb-15	4.00	28-Feb-19	Eric Weinecke/Bill Harris	51/49
63639-63641	Excelsior 001-003	28-Feb-13	4.00	28-Feb-17	Eric Weinecke/Bill Harris	51/49
67180-67187	Revenue Copper 001-008	28-Feb-20	4.00	28-Feb-24	NFR	100
68060-68061	Addition 001-	28-Feb-20	4.00	28-Feb-24	NFR	100

	002					
73464-73465	Progress 001-002	28-Feb-13	4.00	28-Feb-17	Eric Weinecke/Bill Harris	51/49
74488-74489	Addition 003-004	28-Feb-20	4.00	28-Feb-24	NFR	100
75321-75322	Homestake 001-002	28-Feb-20	4.00	28-Feb-24	NFR	100
75323	Addition 005	28-Feb-20	4.00	28-Feb-24	NFR	100
Y 21008-Y 21011	Inca 001-004	28-Feb-20	4.00	28-Feb-24	NFR	100
Y 21014-Y 21015	Inca 007-008	28-Feb-20	4.00	28-Feb-24	NFR	100
Y21270	Revenue No. 009	28-Feb-20	4.00	28-Feb-24	NFR	100
Y21272	Revenue No. 011	28-Feb-20	4.00	28-Feb-24	NFR	100
Y 24017-Y 24020	Revenue 013-016	28-Feb-20	4.00	28-Feb-24	NFR	100
Y 24025-Y 24026	Revenue 021-022	28-Feb-20	4.00	28-Feb-24	NFR	100
Y25959	Rev 011	28-Feb-20	4.00	28-Feb-24	NFR	100
Y 25961-Y 25962	Rev 013-014	28-Feb-20	4.00	28-Feb-24	NFR	100
Y 26361-Y 26362	Revenue 003-004	28-Feb-20	4.00	28-Feb-24	NFR	100
Y 26365-Y 26366	Revenue 005-006	28-Feb-20	4.00	28-Feb-24	NFR	100
Y 26371-Y 26372	Add 005-006	28-Feb-20	4.00	28-Feb-24	NFR	100
Y 26404-Y 26405	Revenue 007-008	28-Feb-20	4.00	28-Feb-24	NFR	100
Y 79564-Y 79568	Au 001-005	28-Feb-20	4.00	28-Feb-24	NFR	100
Y 80439-Y 80440	Au 006-007	28-Feb-20	4.00	28-Feb-24	NFR	100
Y80600	Goldstar	28-Feb-13	4.00	28-Feb-17	Eric Weinecke/Bill Harris	51/49
YA51214	Nucleus 026	28-Feb-17	4.00	28-Feb-21	NFR	100
YA51216	Nucleus 028	28-Feb-17	4.00	28-Feb-21	NFR	100
YA92082-YA92083	Rick 001-002	28-Feb-15	4.00	28-Feb-19	Eric Weinecke/Bill Harris	51/49
YA92084-YA92095	Rick 003-014	28-Feb-13	4.00	28-Feb-17	Eric Weinecke/Bill Harris	51/49
YA92748-YA92754	Rick 015-021	28-Feb-13	4.00	28-Feb-17	Eric Weinecke/Bill Harris	51/49
YA92757-YA92767	Cabage 001-011	28-Feb-15	4.00	28-Feb-19	Eric Weinecke/Bill Harris	51/49
YA92768-YA92769	Cabage 013-014	28-Feb-13	4.00	28-Feb-17	Eric Weinecke/Bill Harris	51/49
YA92770-YA92777	Cabage 017-024	28-Feb-15	4.00	28-Feb-19	Eric Weinecke/Bill Harris	51/49
YA95206-YA95211	Bit 001-006	28-Feb-20	4.00	28-Feb-24	NFR	100
YA95212	Bit 014	28-Feb-20	4.00	28-Feb-24	NFR	100
YA95213	Rev-Cop 001	28-Feb-20	4.00	28-Feb-24	NFR	100
YA95214-YA95220	Bit 007-013	28-Feb-20	4.00	28-Feb-24	NFR	100
YA95221-YA95224	Bit 015-018	28-Feb-20	4.00	28-Feb-24	NFR	100
YA97441-YA97443	Subtract 001-003	28-Feb-20	4.00	28-Feb-24	NFR	100
YB05903-YB05908	Bynordac 001-006	28-Feb-15	4.00	28-Feb-19	Eric Weinecke/Bill Harris	51/49
YB37987	Pauline 001	28-Feb-15	4.00	28-Feb-19	Bill Harris	100

YB37988	Goldstar 001	28-Feb-13	4.00	28-Feb-17	Bill Harris	100
YC09221-YC09240	Sey 001-020	28-Feb-18	4.00	28-Feb-22	NFR	100
YC09279-YC09285	Nuc 001-007	28-Feb-18	4.00	28-Feb-22	NFR	100
YC18660-YC18667	Tinta 003-010	28-Feb-16	4.00	28-Feb-20	Bill Harris	100
YC18716-YC18719	Goldy 001-004	28-Feb-16	4.00	28-Feb-20	Bill Harris	100
YC18724-YC18739	Goldy 009-024	28-Feb-16	4.00	28-Feb-20	Bill Harris	100
YC18864	Hill 014	28-Feb-16	4.00	28-Feb-20	Bill Harris	100
YC18865	Hill 016	28-Feb-16	4.00	28-Feb-20	Bill Harris	100
YC18866	Hill 018	28-Feb-16	4.00	28-Feb-20	Bill Harris	100
YC18867-YC18887	Hill 020-040	28-Feb-16	4.00	28-Feb-20	Bill Harris	100
YC18888	Hill 050	28-Feb-17	4.00	28-Feb-21	Bill Harris	100
YC18889	Hill 052	28-Feb-16	4.00	28-Feb-20	Bill Harris	100
YC18890	Hill 054	28-Feb-16	4.00	28-Feb-20	Bill Harris	100
YC18891	Hill 056	28-Feb-17	4.00	28-Feb-21	Bill Harris	100
YC19282-YC19287	Happy 001-006	28-Feb-16	4.00	28-Feb-20	Bill Harris	100
YC19288-YC19289	Happy 007-008	28-Feb-17	4.00	28-Feb-21	Bill Harris	100
YC19290-YC19293	Feliz 001-004	28-Feb-16	4.00	28-Feb-20	Bill Harris	100
YC19564-YC19577	Dart 001-014	28-Feb-16	4.00	28-Feb-20	Bill Harris	100
YC19653-YC19654	Tinta 001-002	28-Feb-18	4.00	28-Feb-22	Bill Harris	100
YC19655-YC19660	Feliz 005-010	28-Feb-16	4.00	28-Feb-20	Bill Harris	100
YC19661-YC19665	Feliz 025-029	28-Feb-16	4.00	28-Feb-20	Bill Harris	100
YC29907-YC29914	Sey 021-028	28-Feb-16	4.00	28-Feb-20	NFR	100
YC30019-YC30036	Goldy 025-042	28-Feb-16	4.00	28-Feb-20	Bill Harris	100
YC30037	Goldy 044	28-Feb-17	4.00	28-Feb-21	Bill Harris	100
YC30038-YC30043	Dart 015-020	28-Feb-16	4.00	28-Feb-20	Bill Harris	100
YC30062-YC30097	Glen 001-036	28-Feb-13	4.00	28-Feb-17	Bill Harris	100
YC30123-YC30126	Goldy 005-008	28-Feb-16	4.00	28-Feb-20	Bill Harris	100
YC30127	Goldy 043Fr	28-Feb-16	4.00	28-Feb-20	Bill Harris	100
YC37127-YC37128	Tinta 011-012	28-Feb-16	4.00	28-Feb-20	Bill Harris	100
YC37129-YC37132	Tinta 101-104	28-Feb-16	4.00	28-Feb-20	Bill Harris	100
YC40103-YC40114	Froh 009-020	28-Feb-13	4.00	28-Feb-17	Bill Harris	100
YC40925-YC40934	Froh 029-038	28-Feb-13	4.00	28-Feb-17	Bill Harris	100
YC41340-YC41357	Dart 021-038	28-Feb-16	4.00	28-Feb-20	Bill Harris	100
YC41358-YC41365	Froh 039-046	28-Feb-14	4.00	28-Feb-18	Bill Harris	100
YC41366-YC41391	Glen 037-062	28-Feb-14	4.00	28-Feb-18	Bill Harris	100
YC41392-YC41397	Tinta 105-110	28-Feb-16	4.00	28-Feb-20	Bill Harris	100
YC41398-YC41400	Tinta 121-123	28-Feb-16	4.00	28-Feb-20	Bill Harris	100
YC46501-YC46509	Tinta 124-132	28-Feb-16	4.00	28-Feb-20	Bill Harris	100
YC47233-YC47241	Froh 057-065	28-Feb-16	4.00	28-Feb-20	Bill Harris	100
YC47311-YC47314	Tinta 014-017	28-Feb-16	4.00	28-Feb-20	Bill Harris	100
YC47315-YC47384	Tinta 019-092	28-Feb-16	4.00	28-Feb-20	Bill Harris	100
YC47385-YC47386	Tinta 111-112	28-Feb-16	4.00	28-Feb-20	Bill Harris	100
YC47387-YC47420	Goldy 045-078	28-Feb-16	4.00	28-Feb-20	Bill Harris	100
YC47421YC47423	Nuc 008-010	28-Feb-16	4.00	28-Feb-20	NFR	100
YC47427-YC47428	Froh 069-070	28-Feb-14	4.00	28-Feb-18	Bill Harris	100
YC54137-YC54138	Glen 063-064	28-Feb-13	4.00	28-Feb-17	Bill Harris	100
YC54139-YC54142	Dart 039-042	28-Feb-16	4.00	28-Feb-20	Bill Harris	100
YC54143-YC54147	Au 014-018	28-Feb-16	4.00	28-Feb-20	NFR	100

YC57816-YC57831	Goldy 079-094	28-Feb-15	4.00	28-Feb-19	Bill Harris	100
YC57832-YC57833	Goldy 095-096	22-Jan-12	3.25	28-Feb-15	Bill Harris	100
YC57834	Goldy 097	28-Feb-15	4.00	28-Feb-19	Bill Harris	100
YC57834-YC57841	Goldy 097-104	28-Feb-15	4.00	28-Feb-19	Bill Harris	100
YC57842-YC57843	Goldy 105-106	22-Jan-12	3.25	28-Feb-15	Bill Harris	100
YC57844-YC57845	Goldy 107-108	28-Feb-13	4.00	28-Feb-17	Bill Harris	100
YC65081-YC65082	Tinta 073-074	28-Feb-17	4.00	28-Feb-21	Bill Harris	100
YC65083-YC65086	Dart 043-046	28-Feb-13	4.00	28-Feb-17	Bill Harris	100
YC65775-YC65784	Goldy 109-118	28-Feb-12	4.00	28-Feb-16	Bill Harris	100

Total Claims: 612

2.1.3 Climate, Physiography and Vegetation

The Dawson Range has a northern interior climate. Winters are long, have typically low precipitation, with temperatures often reaching -30° to -40°C. Summers are variably humid with common afternoon thunderstorms. The exploration season is from April until October.

The Nucleus Property lies in unglaciated terrain with sparse outcrop exposure. Rolling hills and mountain valleys are characteristic landforms. Elevations range from 750 metres to 1510 metres. Permafrost occurs near surface levels on north facing slopes and beneath one metre depth on south facing slopes. Two layers of white volcanic ash occur throughout most of the area as unconsolidated beds approximately a few centimeters thick, but in places their accumulation reaches over one meter, the oldest of these is thought to be the Old Crow tephra of approximately 150,000 years old, and the most recent is the White River Tephra of approximately 1250-1400years in age (Breitsprecher & Mortensen, 2004). Vegetation consists of alpine grass and moss, willow and black spruce. Valleys are densely vegetated with spruce, birch and cottonwood. Alder and willow form dense covers over flat areas.

The property is on Crown land, entirely within the traditional territories of Little Salmon/Carmacks First Nation and Selkirk First Nation. Both have settled their land claims with the Yukon Territorial Government and the Federal Government.

3 Regional and Property Geology

3.1 Regional Geology and Tectonic Setting

Regional geological understanding is currently predominantly sourced from the various GSC and YGS mapping efforts, Colpron et al. (2007), and Hood et al. (2009). Ages are primarily sourced from the 2004 YGS compilation prepared by Breitsprecher and J.K. Mortensen (2004) and are supplemented by work completed by Thierry Bineli Betsi and Vanessa Bennet (2010).

The Freegold Mountain Project is located in the Dawson Range magmatic belt which straddles the boundary between the Stikine and Yukon-Tanana allocthonous marginal pericratonic terranes. The Dawson range is bounded by the Tintina fault to the northwest and the Denali fault to the southwest, both of which are major NW-trending fault systems. The Dawson range extends over 350km from Carmacks to the Alaskan border (Figure 3).

The regional geology is defined by a polydeformed, mainly metasedimentary sequence (Devono-Mississippian "Yukon-Tanana terrane" or YTT) in which the deformation culminated with mylonitic corridors during a metamorphic event of lower amphibolitic grade. The Yukon-Tanana terrane represents a composite of accreted terranes and is separated from the adjacent ancient North American Continent by the Tintina Fault.

Beginning in the early Jurassic this basement of Yukon-Tanana terrane was intruded by several generations of granitic intrusives. The upper Triassic and early Jurassic saw the intrusion of the Big Creek Metaplutonic Suite and the Granite Mountain Batholith consisting of foliated hornblende-rich granitoids to hornblendites. This was followed in the mid Cretaceous by the Dawson Range Batholith, consisting of biotite and hornblende bearing granitoids. After which the Casino Plutonic Suite, consisting of mafic-poor to leucocratic granitoids, and the Coffee Creek granites intruded. In the late Cretaceous the last of the major intrusive suites, including the Bow Creek granite and Prospector Mountain Plutonic Suite, took their places in the sequence (Figure 4).

During the middle to late Cretaceous a period of volcanism resulted in the extrusion of the Mount Nansen and Carmacks Groups volcanic sequences and associated hypabyssal dykes (Mortensen et al. 2003). The middle Cretaceous events are thought to have been generated through partial melting of the Yukon-Tanana terrane basement. These may have been a precursor to the late Cretaceous intrusives which are thought to have been derived through subduction related mantle melting.

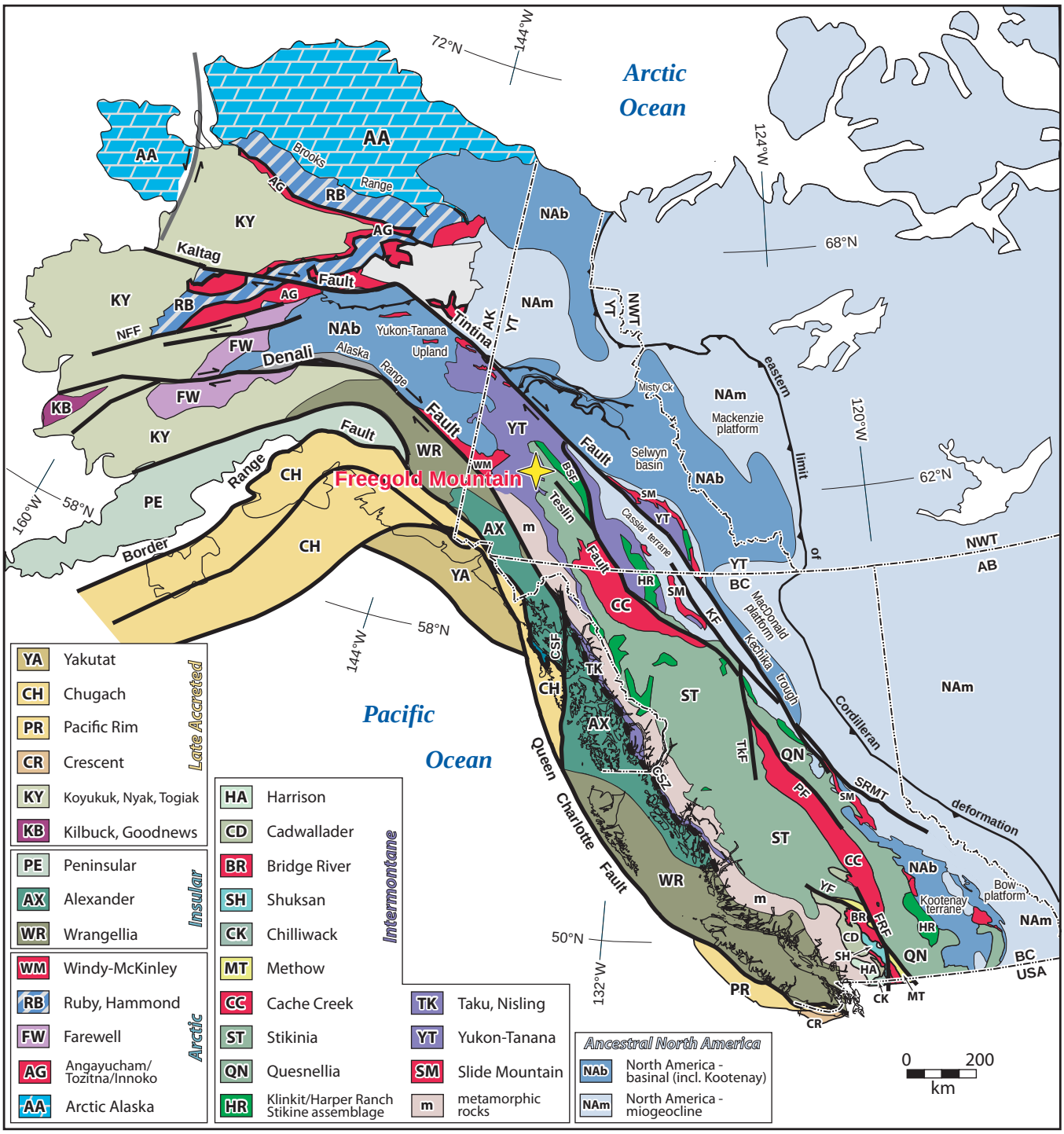

Figure 3. The collage of northern cordilleran terranes (Nelson and Colpron, 2007. The Freegold Mountain property lies at the contact of Stikinia and Yukon-Tanana terranes of the peri-Laurentian realm.

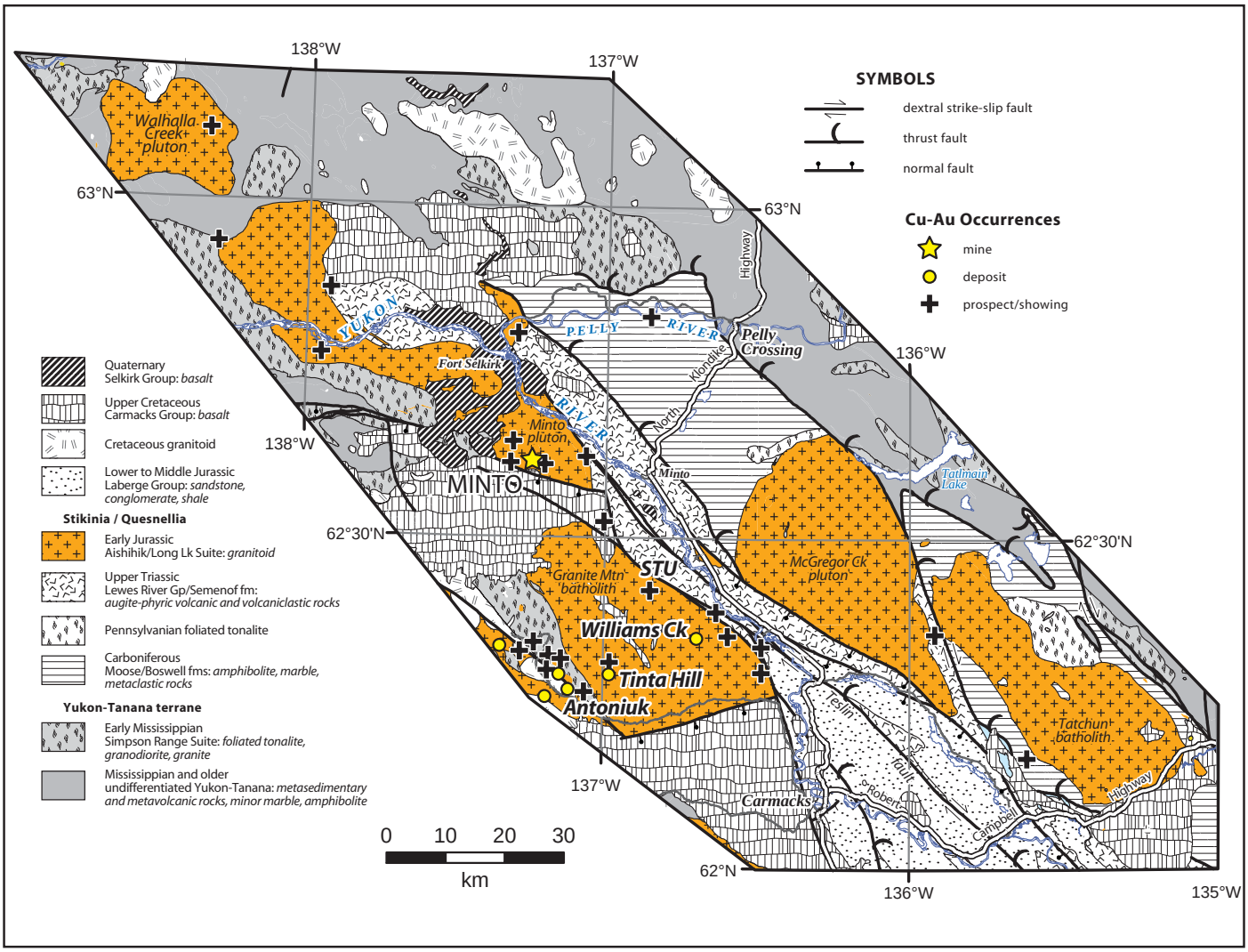

Figure 4. Regional geology of the Carmacks Copper-Gold porphyry and epithermal belts, showing the location of the Tinta Hill epithermal deposit, and Stu, Minto, Carmacks Copper (Willimas Creek), and Antoniuk porphyry deposits. Modified by Hood et al. (2009, in press).

3.2 Nucleus Property Geology

The Nucleus Property contains the most advanced stage exploration target of the Freegold Mountain Project. While the dominant historical geological model of Nucleus was of a zone with predominantly north-south features and associated mineralization trends and controls, the drilling of oriented core has shown instead a dominantly east west to north-west south-east trend particularly as associated with the earlier mineralizing events.

Geologically the Nucleus deposit and property is dominated by the schistose metasedimentary basement intruded by a large microgranite body crosscut by the porphyry dyke suite (Miller, 2010). These dykes are oriented in a roughly NW-SE manner and are thought to represent zones of dilation and/or tension gashes (Figure 5) as a result of a protracted brittle tectonic event. Their margins are often brecciated and contain increased gold grade.

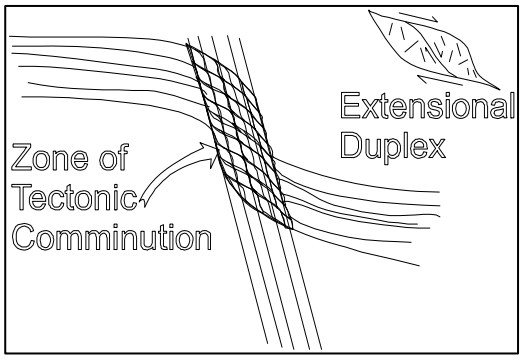

Figure 5: Dilational zone formation

The main Nucleus deposit lies directly to the north of the easternmost extent of a jog in a large, regional scale brittle-ductile shear zone. This shear zone shows evidence of having been active over protracted periods of time and of having been reactivated several times throughout its existence. It is thought that almost all of the intrusions, including the porphyry dykes, are associated with weakness introduced by the large-scale tectonic events, particularly in zones of dilation and that Nucleus lies at the tip of one of these zones (Miller, Dodd, & Dyck, 2010). In the Nucleus Property three main gold-bearing mineralization styles have been observed (Figure 6 to Figure 8):

A. Veining and breccia fill
   - Quartz + pyrite + chalcopyrite
   - Thought to be the latest event
   - Lower grade but makes up majority of Nucleus deposit
   - Likely coeval with porphyry dyke emplacement



Figure 6: Quartz sulphide vein in schist

B. Skarn-like massive sulphide replacement
   - Pyrrhotite + pyrite + chalcopyrite + magnetite
   - Earlier than the breccia and veining
   - High grade lenses that roughly follow foliation within the schists

Figure 7 :Skarn-like massive sulphide replacement

C. Massive sulphide veining
   - Arsenopyrite + pyrite +/- chalcopyrite
   - Makes up the lowest volume of observed mineralizing events within the Nucleus area
   - Thought to be the earliest Au-mineralizing event within the Nucleus Property



Figure 8: Massive sulphide veining

These are thought to be the result of several overprinting mineralization events, at least one of which was likely coeval with porphyry dyke emplacement. From petrographic work it is thought that arsenopyrite massive sulphide-veining was the earliest of the mineralizing events, followed by the pyrrhotite-rich, skarn-like massive sulphide replacement, with the latest mineralization being associated with the quartz veining and breccias (Colombo, 2009). This sequence makes sense both from observed cross-cutting relationships and from the expected mineralogical progression of a cooling Fe-S-As system (Kretschmar & Scott, 1976; Sharp et al. 1976).

4 Work History

Table 5: Summary of drilling on the Nucleus Property

Year	Company	Hole Type	Total Holes	Metres Drilled
1970	Kaiser Resources Ltd.	DDH	4	639.21
1970	Kaiser Resources Ltd.	Percussion	5	416.05
1984	NAT Joint Venture	DDH	3	294.44
1988	Big Creek Resources	Percussion	35	1328.16
1989	Big Creek Resources	DDH	6	592.09
1991	Big Creek Resources	DDH	5	738.53
2001	ATAC	DDH	6	2312.10
2004	ATAC	DDH	14	1832.01
2006	Northern Freegold Resources	DDH	26	4791.85
2007	Northern Freegold Resources	DDH	28	6336.90
2007	Northern Freegold Resources	RAB	32	1659.32
2008	Northern Freegold Resources	DDH	53	13287.45
2008	Northern Freegold Resources	RAB	28	1757.89
2009	Northern Freegold Resources	DDH	43	10430.88
2009	Northern Freegold Resources	RAB	21	1246.41
Total			**309**	**47663.29**

1968	Yukon Revenue Mines Ltd. staked a portion of the Nucleus zone as part of the larger property of Revenue. Until re-staking in 1980, Nucleus was explored as a zone of the Revenue Property, and as part of the now defunct Car and Com claims (Baird, 1968; Granger, 1970).
1970	In 1970 these claims were optioned along with the Revenue portion by Kaiser Resources Ltd. Kaiser Resources Ltd. drilled four diamond drill holes (639 m total) and five percussion holes (416 m total) on the Nucleus zone (Johnson, 1970).
1980-1984	Nat J.V. carried out grid and reconnaissance soil geochemistry, magnetic, and electromagnetic surveys, bulldozer trenching, and drilled three diamond drill holes (315 m total) on Nucleus Zone(Onasick & Archer, 1981; Eaton & Nelson, 1982; Eaton, 1983; Eaton, 1984).
1985-1991	Big Creek Resources Ltd. and Rexford carried out multi-element soil geochemical, magnetic and EM surveys, extensive mechanized trenching and drilled thirty-five RC holes (1283 m total) and eleven diamond drill holes (1330 m total) on Nucleus zone.
1986	NORDAC Mining Corp. carried out trenching and grid soil geochemical survey, and re-examined all pre-1985 drill holes (Eaton, 1986; Main, 1988; Becker & Eaton, 1991).
1996	YKR (originally Yukon Revenue) carried out ground magnetometry and VLF-EM surveys (Davis, 1996).
1999-2000	ATAC carried out structural mapping, excavator trenching, road construction, and line-cutting. They considered both Revenue and Nucleus as the same property under the name Golden Revenue (Becker, 2001).
2001	ATAC drilled six diamond drill holes (1202 m total), carried out 1092 m of excavator trenching, 16.9 line km of IP and 0.9 km of horizontal loop electromagnetic (HLEM) surveys on Nucleus zone (Becker, 2001).
2004	ATAC drilled fourteen diamond drill holes on Nucleus zone totaling 1858 m (Dumala, 2004).
2006	Northern Freegold Ltd. drilled twenty-six diamond drill holes (4798 m total) on Nucleus Zone, performed a petrographic alteration survey of the drilled holes, conducted a helicopter-borne domain electromagnetic geophysical survey over the project (Geotech Ltd, 2007) and performed a preliminary BLEG stream sediment sampling program (Robertson, 2007).
2007	Northern Freegold Resources Ltd. conducted exploratory work in the Nucleus zone including: twenty-eight diamond drill holes (6312 m total), infrared spectroscopic data of selected portions of the diamond and RAB drill holes, a petrographic alteration survey (Fonseca, 2008), limited prospecting and mapping, reprocessing of selected data from the 2001 IP survey and 2006 airborne surveys, 36 km line IP and geophysical rock characterization testwork. At the end of the field season an orthophoto (air photo) was taken over the entire project.
2008	Northern Freegold Resources Ltd. conducted exploratory work in the Nucleus zone including: fifty-three diamond drill holes (13287 m total) and twenty-eight RAB drill holes (1755 m total), infrared spectroscopic analyses of selected drill holes, limited prospecting and mapping (Tikhomirova, 2008), reprocessing of the 2006 magnetic and EM airborne surveys (Condor Consulting Ltd., 2009), production of a 3D chargeability survey, ground magnetic survey, and two radiometrics test lines (Aurora Geoscience, 2008). After the conclusion of the field season a preliminary resource calculation was carried out for the Nucleus deposit (Fonseca, 2009).
2009	Northern Freegold Resources Ltd. drilled forty-three diamond drill holes (10431 m total) and twenty one RAB holes (1246 m total), executed a property wide stream sediment

sampling program (Lewis, 2009) and conducted outcrop mapping in both the Nucleus and Revenue Properties (Miller, 2010). Preliminary metallurgical testing for gold recovery was completed on coarse rejects from the 2009 Nucleus Drilling program (G&T Metallurgical Services Ltd., 2009). IP geophysics was done in the Nucleus zone and a ground magnetic and gamma-ray spectrometry survey was conducted across the Nucleus and Revenue Properties. A reinterpretation of property-wide 2006 helicopter borne VTEM and magnetics survey (Geotech, 2006) was also undertaken (Costantini, 2009). After the conclusion of the field season the resource calculation was updated for the Nucleus deposit by Geovector.

5 2009 Diamond Drilling Program

Beginning on May 31, 2009 and ending on July 23, 2009, forty-three oriented diamond drill holes were completed in the Nucleus zone by two diamond drill rigs. These drill holes totaled 10,430.88 meters in length. In addition to the diamond drill holes, twenty one RAB drill holes totaling 1,241.36 meters were drilled on the Nucleus Property. The diamond drilling contractor was Kluane Drilling Ltd. and the RAB Drilling was contracted to Stan Wolarek, both of Whitehorse. A D-7 bulldozer was sub-contracted from H. Coyne and Sons Ltd. of Whitehorse to build drill sites and access roads as well as to move the drills.

Holes were drilled using NTW (thin wall) core size and minimal use of drill muds and other additives. GRD09-132 was drilled using an NTW from 0-276.89 m and BTW from 276.89-455.68 m. Core was oriented using the EZ-Mark system. The co-ordinates for the reported drill holes are listed in Table 6 and the locations shown in Figure 9.

Average core recoveries are listed in Table 7. Lower recovery values generally associated with intensely oxidized zones occurring predominantly at the top of the hole with lower values also occurring within heavily fractured or faulted zones.

Table 6: Drill hole locations

Hole ID	Easting*	Northing	Elevation	Total Depth (m)	UTM Azimuth	Dip°
GRD09-129	379500	6913723	869.20	272.90	1	-50
GRD09-130	379316	6913720	918.37	291.09	1	-55
GRD09-131	379402	6913720	897.86	301.76	1	-50
GRD09-132	379324	6913850	929.65	455.68	1	-65
GRD09-133	379648	6913865	848.16	297.48	181	-50
GRD09-134	379699	6913867	835.13	272.80	181	-50
GRD09-135	379424	6913884	910.90	290.36	1	-50
GRD09-139	379200	6913763	955.02	295.66	1	-50
GRD09-147	379125	6913749	970.05	303.28	0	-59
GRD09-150	379050	6913886	997.42	298.71	0	-63
GRD09-153	379000	6913725	989.33	391.89	0	-50

*UTM Zone 8, NAD 83

Table 7: Core recovery

Claim ID	Hole ID	Total Length (m)	Total Recovery (m)	Recovery %
Nucleus 16	GRD09-139	295.66	266.00	89.97
Nucleus 16	GRD09-147	303.28	286.36	94.42
Nucleus 16	GRD09-150	298.71	278.52	93.24
Nucleus 16	GRD09-153	391.89	359.78	91.81
Revenue 16	GRD09-129	272.8	245.04	89.82
Revenue 16	GRD09-130	291.09	272.64	93.66
Revenue 16	GRD09-131	301.76	263.20	87.22
Revenue 16	GRD09-132	455.68	416.31	91.36
Revenue 16	GRD09-133	297.48	263.67	88.63
Revenue 16	GRD09-134	272.8	253.68	92.99
Revenue 16	GRD09-135	290.36	265.31	91.37

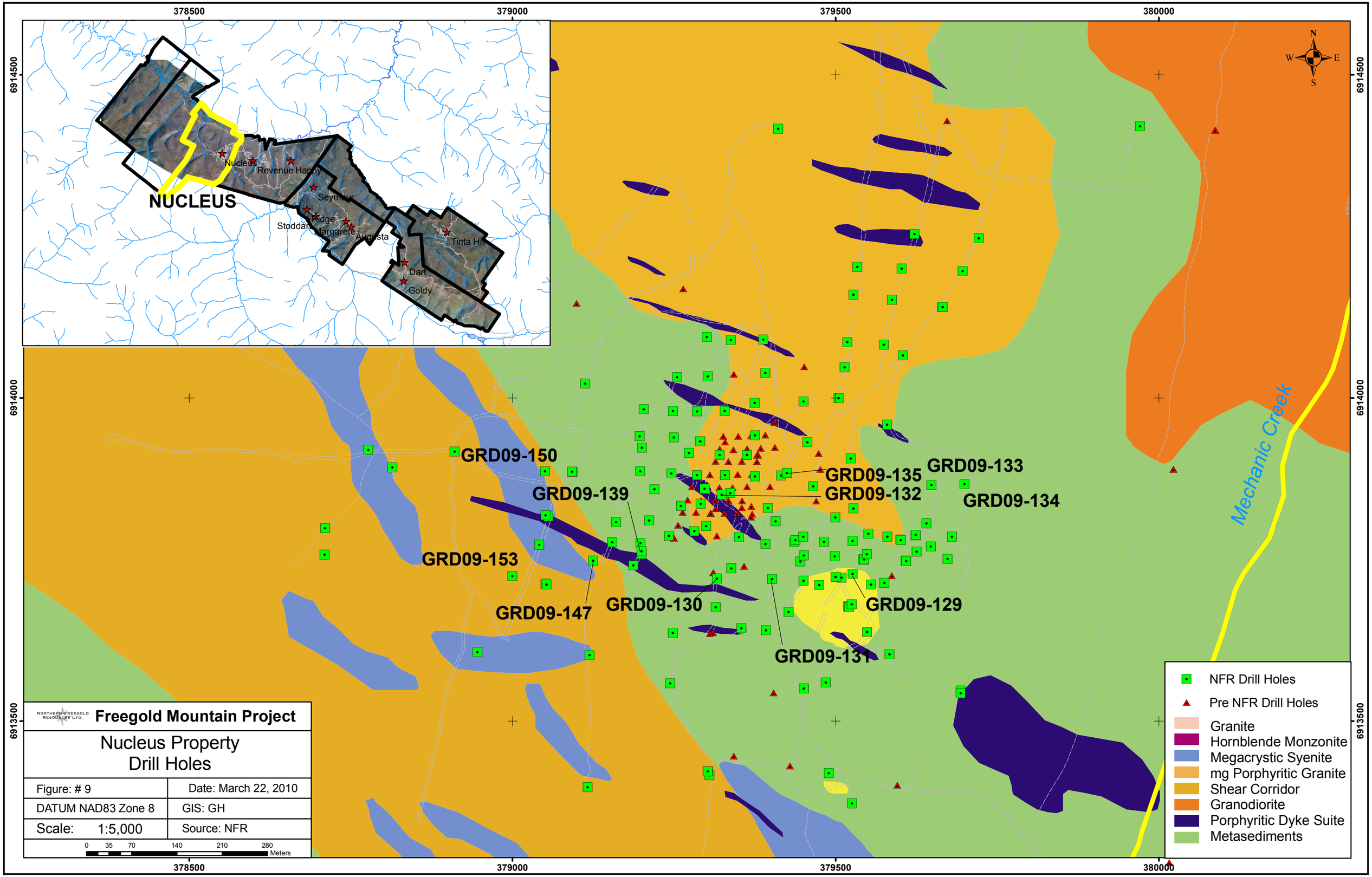
Freegold Mountain Project
Nucleus Property
Drill Holes
Figure: # 9
Date: March 22, 2010
DATUM NAD83 Zone 8
GIS: GH
Scale: 1:5,000
Source: NFR
0 35 70 140 210 280 Meters
NUCLEUS
Nucleus
Revenue Happy
Seymour
Ridge
Stoddart
Margarete
Augusta
Tinta Hill
Dart
Goldy
GRD09-150
GRD09-139
GRD09-153
GRD09-147
GRD09-130
GRD09-135
GRD09-132
GRD09-133
GRD09-134
GRD09-129
GRD09-131
Mechanic Creek
NFR Drill Holes
Pre NFR Drill Holes
Granite
Hornblende Monzonite
Megacrystic Syenite
mg Porphyritic Granite
Shear Corridor
Granodiorite
Porphyritic Dyke Suite
Metasediments
378500
379000
379500
380000
6914500
6914000
6913500

The drill core from all holes were cleaned, photographed and measured. Recoveries and RQD were determined. The core was logged and marked by the logging geologist for sampling by sawing or splitting. Sample intervals were chosen based on changes in mineralization, alteration and lithology. The entire length of each hole was split with one half of the core being sent for analysis and the other half returned to the core box for future reference and/or resampling. Field duplicates are made by quartering the core sent for analysis. The core boxes are stored at the Revenue Camp and are currently stacked on pallets. Average sample lengths are listed in Table 8.

Table 8: Average sample lengths

Hole ID	Average Sample Length (m)
GRD09-129	1.40
GRD09-130	1.60
GRD09-131	1.35
GRD09-132	1.42
GRD09-133	1.44
GRD09-134	1.52
GRD09-135	1.50
GRD09-139	1.53
GRD09-147	1.35
GRD09-150	1.41
GRD09-153	1.51

From May 31 to July 9 2009 samples were sent to EcoTech Laboratory in Kamloops. After July 9th all further samples were sent to ALS Chemex in Vancouver. As a result portions of holes GRD09-132 to GRD09-134 were assayed at different labs. At both labs the core was assayed for gold by 30 g fire assay with an AA finish, followed by aqua regia digestion and ICP finish; other elements were analyzed by four acid digestion with an ICP-AES finish. All sample batches included duplicate core samples, commercial standards, blank samples as well as pulp duplicates which were analyzed at ALS Chemex at the start of the field season and then at Eco Tech after July 9th. Material collected from outcrops of Bow Creek granite near the point where the Freegold Road crosses Seymour Creek was used as the blank. This rock gives consistently low values in the elements of economic interest, is similar in hardness to the drill core and has proven to be adequate for testing in matters of possible contamination.

5.1 Drill Hole Summaries, Grouping A

GRD09-139

GRD09-139 is located along section E379197 with an azimuth of one degree and a dip of -50°. It reaches a total depth of 295.66 m and was drilled to test for skarn material to the west of GRD07-051.

The top of the hole is dominantly schist with minor interfingered microgranite, a fine-grained intrusive of granitic composition. A small porphyry dyke is present at the very top of the hole but it is un-mineralized (Figure 10). Mineralization is largely hosted in the schists although the interval from 29.1 to 35.5 m (Table 9) is associated with a fault breccia. After about 100 m the amount of microgranite and granite increases until about 227 m where the lithology reverts to predominantly schists with smaller intervals of microgranite. Included in the more granitic section are a 14 m fine grained intrusive dyke which is patchily and weakly mineralized and an eight metre sulphide breccia following a fault zone. In general it is observed that the areas showing elevated gold and copper values are associated with pyrite veins containing chalcopyrite and arsenopyrite.

The oxidized zone in this hole is very deep, extending to about 225 m depth. The foliation to core axis is generally steeper than in those observed in Grouping B, especially between 50 m and 160 m where the angle to core axis ranges from about 70 to 80 degrees.

Table 9: Significant results for GRD09-139

Hole ID		From (m)	To (m)	Interval (m)	Au g/t	Cu %
GRD09-139		29.1	35.5	6.40	1.26	**
	Including	**33.2**	**34.4**	**1.20**	**4.22**	**
		47.7	69.4	21.7	0.41	**
	Including	**62.0**	**64.0**	**2.00**	**1.20**	**
		110.9	133.1	22.2	0.50	**
	Including	**124.95**	**126.2**	**1.25**	**2.51**	**
		153.1	166.5	13.4	0.41	**
		173.8	188	14.2	0.51	**
	Including	**185.9**	**186.3**	**0.42**	**4.22**	**0.19**
		236.8	255.2	18.4	1.00	**
	Including	**246.0**	**250.2**	**4.20**	**3.08**	**

** Cu values <0.10%; NSR – No significant results

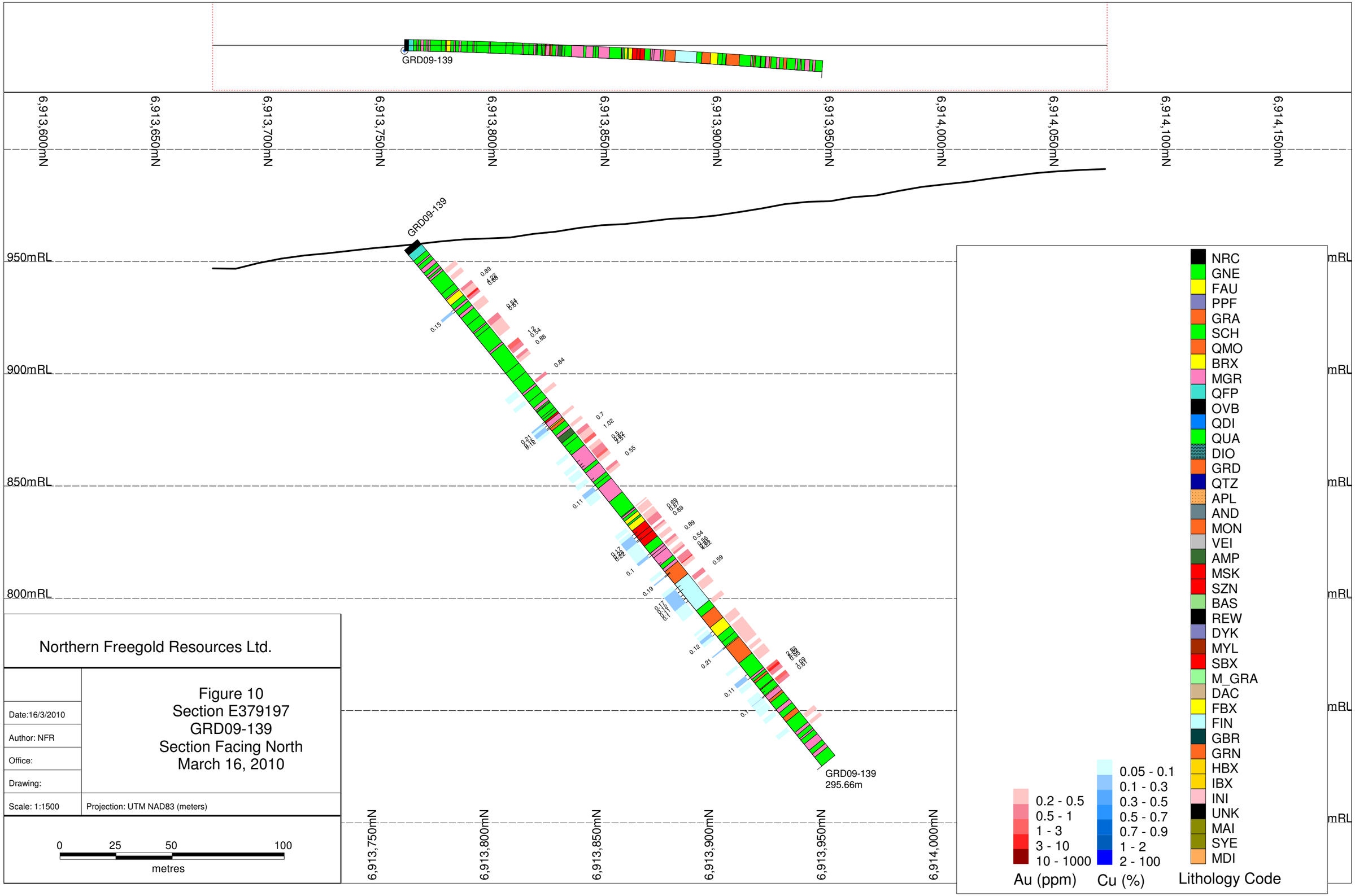
GRD09-139
6,913,600mN
6,913,650mN
6,913,700mN
6,913,750mN
6,913,800mN
6,913,850mN
6,913,900mN
6,913,950mN
6,914,000mN
6,914,050mN
6,914,100mN
6,914,150mN
950mRL
900mRL
850mRL
800mRL
GRD09-139
GRD09-139
295.66m
6,913,750mN
6,913,800mN
6,913,850mN
6,913,900mN
6,913,950mN
6,914,000mN
NRC
GNE
FAU
PPF
GRA
SCH
QMO
BRX
MGR
QFP
OVB
QDI
QUA
DIO
GRD
QTZ
APL
AND
MON
VEI
AMP
MSK
SZN
BAS
REW
DYK
MYL
SBX
M_GRA
DAC
FBX
FIN
GBR
GRN
HBX
IBX
INI
UNK
MAI
SYE
MDI
Lithology Code
0.2 - 0.5
0.5 - 1
1 - 3
3 - 10
10 - 1000
Au (ppm)
0.05 - 0.1
0.1 - 0.3
0.3 - 0.5
0.5 - 0.7
0.7 - 0.9
1 - 2
2 - 100
Cu (%)
Northern Freegold Resources Ltd.
Date:16/3/2010
Author: NFR
Office:
Drawing:
Scale: 1:1500
Projection: UTM NAD83 (meters)
Figure 10
Section E379197
GRD09-139
Section Facing North
March 16, 2010
0
25
50
100
metres

GRD09-147

GRD09-147 is located 75 metres to the west and slightly south of GRD09-139 (Figure 11) with an azimuth of zero degrees and a dip of -59°. The drill hole is 303.28 m and was drilled to test for skarn material east of GRD07-051 and to test for mineralization in the porphyritic dykes.

Near the top of the drill hole GRD09-147 is dominantly schist with an interval of amphibolite preceding a large porphyry dyke, likely part of the late Cretaceous volcanism that produced the Mr. Nansen and Carmacks Groups. (Figure 11). The intense shearing represented by the mylonite observed further east is not present here although there are a few minor mylonitic zones usually preceding a fault. Microgranitic units are small, generally no more than two metres wide. Mineralization is patchy above 150 m were it becomes more continuous until about 275 m and includes a 24.87 m zone of 0.76 g/t Au from 150.32 to 175.19 m (Table 10).

Mineralized skarn was encountered between 225.45 m and 234.50 m associated with a minor microgranite intrusion. The skarn is vuggy with massive boxwork pyrite, chalcopyrite and pyrrhotite. There are also zones of massive pyrrhotite with blebs of chalcopyrite and chalcopyrite rimming quartz and pyrrhotite. The skarn material also contains crystalline quartz with blebs of pyrite, chalcopyrite and pyrrhotite and includes a 6.66 m interval of 1.06 g/t Au and 0.23 % Cu (Table 10).

Foliation angle to core axis generally steepens down hole. From the top of the hole until about 185 m the foliation ranges from about 40° to 60° to core axis. From 185 m to the end of the hole the angle steepens to between 70° and 80° to core axis. Oxidation is variable to about 140 m after which no oxidation is noted to the end of the hole.

Table 10: Significant results for GRD09-147

Hole ID		From (m)	To (m)	Interval (m)	Au g/t	Cu %
GRD09-147		7.22	9.49	2.27	10.05	**
		49.96	50.38	0.42	51.4	**
		150.32	175.19	24.87	0.76	**
	Including	**173.59**	**175.19**	**1.60**	**5.20**	****
		192.50	194.50	2.00	9.68	**
		198.79	200.29	1.50	2.87	**
		213.00	215.00	2.00	1.05	**
		224.84	231.50	6.66	1.06	0.23

** Cu values <0.10%; NSR – No significant results

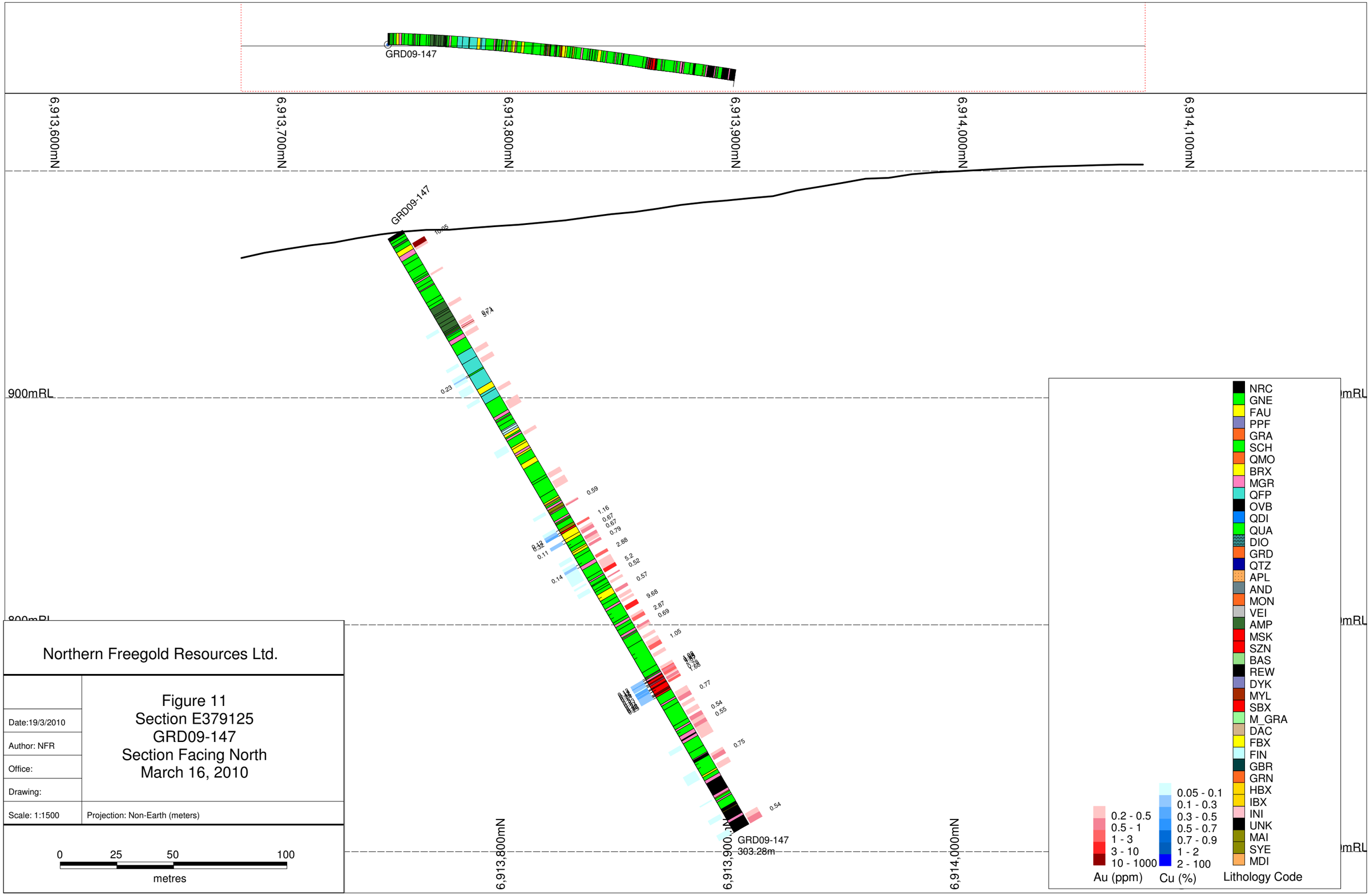

Northern Freegold Resources Ltd.

Date:19/3/2010	Figure 11 Section E379125 GRD09-147 Section Facing North March 16, 2010
Author: NFR	
Office:	
Drawing:	
Scale: 1:1500	Projection: Non-Earth (meters)

GRD09-150

GRD09-150 is located 80 m west of and 140 m north of GRD09-147, along the same northing as GRD09-135 (Figure 12). It is 298.71 m long with an azimuth of zero degrees and a dip of -63°. The hole was drilled to test for the extent of skarn material and test the area west of E379125.

The drill hole is dominantly schists with minor faulting and breccia zones. Microgranites are rare, the most significant interval occurring between 239 m and 248 m. Two porphyry dykes and three fine grained intrusives are also noted. These units are generally unmineralized, however some mineralization does occur along the contacts between the schist and the intrusions. Weakly mineralized sulphide zones are present at about 106 m and 209 m. These units have an apparent width of one metre, are weakly mineralized and are also present in nearby drill holes.

The most significant zone of skarn material is between 209 m and 220 m. Although this unit contains massive boxwork pyrite with chalcopyrite and patchy arsenopyrite there is only patchy gold mineralization. Copper values are much more consistent with 0.22 % copper found from 208.86 m to 219.44 m (see Appendix 2 and 3 for batch sheets and assay certificates).

Foliation is relatively consistent in this hole, commonly between 70° and 80° to core axis. Oxidation is continuous in varying intensities until 105 m after which no oxidation is noted to the end of the hole. The lack of oxidation corresponds to a general increase in the observed amount of sulphides.

Table 11: Significant results for GRD09-150

Hole ID		From (m)	To (m)	Interval (m)	Au g/t	Cu %
GRD09-150		124.20	130.69	6.49	1.47	**
	Including	**127.01**	**130.69**	**3.68**	**2.19**	****
		142.89	143.82	0.93	1.47	**
		208.86	209.51	0.65	2.19	0.16
		211.84	213.66	1.82	1.03	0.23
		256.85	265.45	8.60	0.91	**
	Including	**262.28**	**265.45**	**3.17**	**1.97**	**0 .11**

** Cu values <0.10%; NSR – No significant results


GRD09-150
6,913,700mN
6,913,750mN
6,913,800mN
6,913,850mN
6,913,900mN
6,913,950mN
6,914,000mN
6,914,050mN
6,914,100mN
6,914,150mN
6,914,200mN
6,914,250mN
1,000mRL
950mRL
900mRL
850mRL
800mRL
GRD09-150
0.51
0.15
0.58
0.58
1.47
2.15
1.03
0.53
0.74
GRD09-150
298.71m
6,913,800mN
6,913,850mN
6,913,900mN
6,913,950mN
6,914,000mN
6,914,050mN
6,914,100mN
NRC
GNE
FAU
PPF
GRA
SCH
QMO
BRX
MGR
QFP
OVB
QDI
QUA
DIO
GRD
QTZ
APL
AND
MON
VEI
AMP
MSK
SZN
BAS
REW
DYK
MYL
SBX
M_GRA
DAC
FBX
FIN
GBR
GRN
HBX
IBX
INI
UNK
MAI
SYE
MDI
Lithology Code
0.2 - 0.5
0.5 - 1
1 - 3
3 - 10
10 - 1000
Au (ppm)
0.05 - 0.1
0.1 - 0.3
0.3 - 0.5
0.5 - 0.7
0.7 - 0.9
1 - 2
2 - 100
Cu (%)
Northern Freegold Resources Ltd.
Figure 12
Section E379050
GRD09-150
Section Facing North
March 16, 2010
Date:16/3/2010
Author: NFR
Office:
Drawing:
Scale: 1:1500
Projection: UTM NAD83 (meters)
0
12.5
25
50
metres

GRD09-153

GRD09-153 is the western most hole considered in this report and was drilled as a step out hole from GRD08-111 and GRD08-113 to test the extent of mineralization encountered in those holes and explore for skarn material at depth. It is 391.89 m long at an azimuth of zero degrees and a dip of -50° (Figure 13).

Schists dominate the hole with minor microgranite intrusions. The middle of the drill hole from about 117 m to 240 m represents an area of increased strain demonstrated by mylonitic zones and a zone of faulting. This area is bounded by two porphyritic dykes and is generally poorly mineralized, the exception being 118.52 to 123.37 m at 0.62 g/t (Table 12). The most continuous areas of mineralization are at the top of the hole in an area of significant faulting over about 35 m which contains 14.44 m at 0.55 g/t Au (Table 12).

Mineralization after about 306 m is associated with two minor skarn/sulphide zones and an amphibolite schist resulting in increased gold values and locally increased copper values. The skarn material is pyrite rich however it does not contain any pyrrhotite or chalcopyrite as noted in other holes. A sulphide breccia zone was encountered between 368.30 m and 370.10 m with 11.30 g/t Au and 0.10 % Cu. Although these areas contain increased sulphide deposition, the highest gold grade is associated with a bleached muscovite schist that is brecciated and contains pyrite and chalcopyrite in the breccia cement as well as minor chalcopyrite in sulphide stringers from 327.96 to 328.33 m with 37.70 g/t Au and 0.38 % Cu.

Foliation is generally steep and very consistent along the entire drill hole most commonly between 60° and 80° to core axis. Oxidation is consistent but irregular in intensity until about 125 m after which no oxidation is observed. Weak disseminated pyrite and/or sulphides are noted throughout the hole below the oxidation zone.

Table 12: Significant results for GRD09-153

Hole ID		From (m)	To (m)	Interval (m)	Au g/t	Cu %
GRD09-153		24.38	38.82	14.44	0.55	**
		118.52	123.37	4.85	0.62	**
	Including	**118.52**	**118.97**	**0.45**	**3.79**	**0.29**
		306.26	316.42	10.16	0.83	**
	Including	**308.13**	**311.44**	**3.31**	**1.79**	**0.12**
		327.96	331.70	3.74	4.43	**
	Including	327.96	328.33	0.37	38.70	0.38
		352.57	353.84	1.27	1.01	**
		368.30	370.10	1.80	11.30	0 .10

** Cu values <0.10%; NSR – No significant results

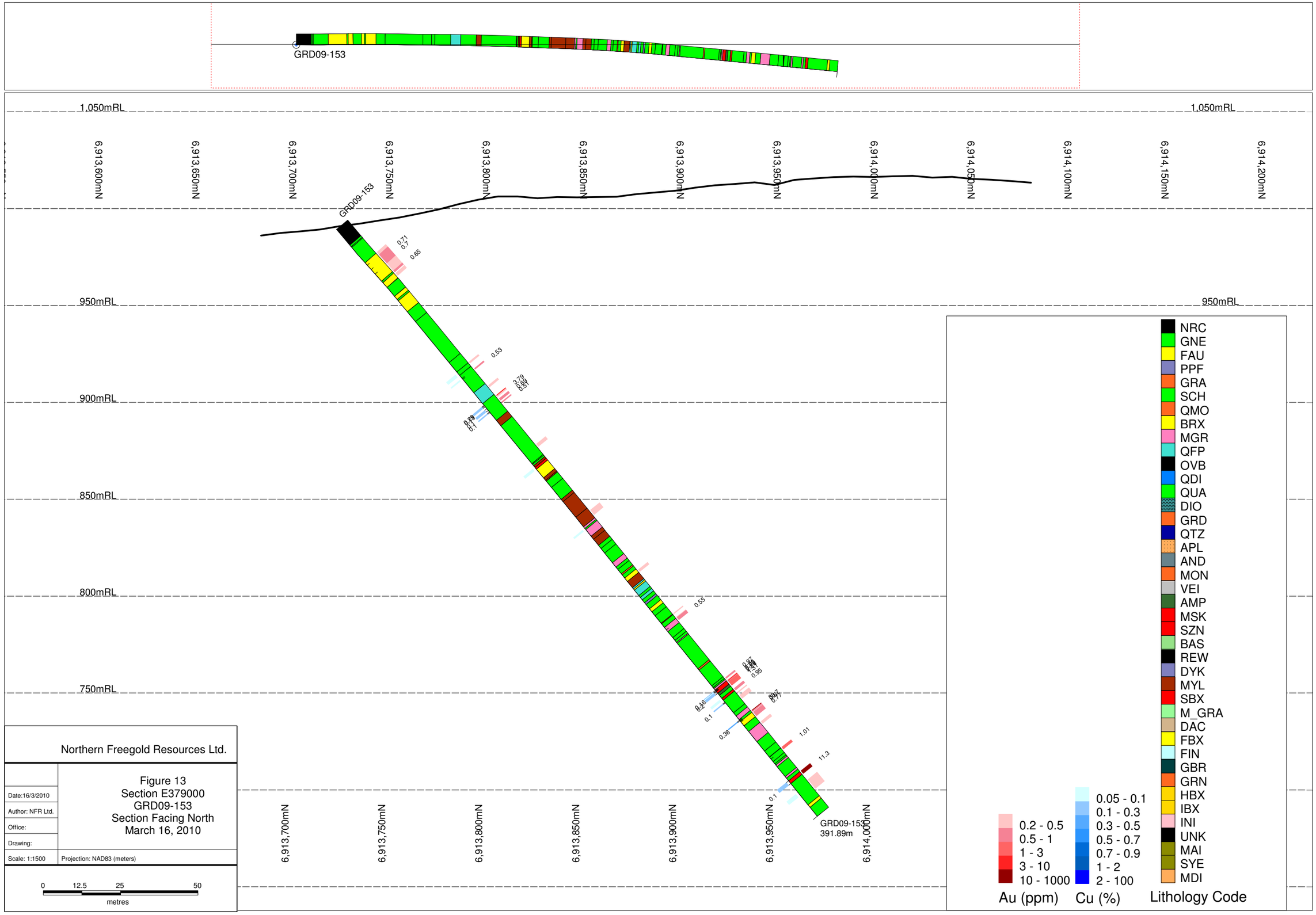
GRD09-153
1,050mRL
950mRL
900mRL
850mRL
800mRL
750mRL
6,913,600mN
6,913,650mN
6,913,700mN
6,913,750mN
6,913,800mN
6,913,850mN
6,913,900mN
6,913,950mN
6,914,000mN
6,914,050mN
6,914,100mN
6,914,150mN
6,914,200mN
GRD09-153
391.89m
NRC
GNE
FAU
PPF
GRA
SCH
QMO
BRX
MGR
QFP
OVB
QDI
QUA
DIO
GRD
QTZ
APL
AND
MON
VEI
AMP
MSK
SZN
BAS
REW
DYK
MYL
SBX
M_GRA
DAC
FBX
FIN
GBR
GRN
HBX
IBX
INI
UNK
MAI
SYE
MDI
Lithology Code
0.2 - 0.5
0.5 - 1
1 - 3
3 - 10
10 - 1000
Au (ppm)
0.05 - 0.1
0.1 - 0.3
0.3 - 0.5
0.5 - 0.7
0.7 - 0.9
1 - 2
2 - 100
Cu (%)
Northern Freegold Resources Ltd.
Figure 13
Section E379000
GRD09-153
Section Facing North
March 16, 2010
Date:16/3/2010
Author: NFR Ltd.
Office:
Drawing:
Scale: 1:1500
Projection: NAD83 (meters)
0
12.5
25
50
metres

5.2 Drill Hole Summaries, Grouping B

GRD09-129

Hole GRD09-129 is 272.8 m long with an azimuth of one degree and a dip of -50°. The purpose of the hole was to test an area where no data was available and test for skarn material. Although there are drill holes nearby, the orientation of the drilling in 2008 was predominantly east-west while the majority of the holes drilled in 2009 were north-south.

Hole GRD09-129 intersects predominantly strongly foliated biotite quartz schist intruded by minor granitoids until 231 m where the dominant lithology changes to microgranite(Figure 14). Foliation in this hole ranges from 15° to 80° to core axis with the majority of the foliation falling between 40° and 60° to core axis. The angles of the lithological contacts are slightly steeper, ranging from 50 ^{o} to 70 ^{o} to core axis.

Three porphyry dykes are encountered in this hole ranging in apparent width from two to five meters wide. The dyke from 55.47 m to 60.71 m contains elevated gold values on its lower contact as noted in Table 13 from 60.71 m to 62 m.

Minor skarn like zones containing pyrrhotite and blebs of chalcopyrite were encountered between 81 m and 92 m in the metasedimentary host rock. Gold and copper values were slightly elevated between 75 m and 92 m, most of the grade being associated with the schist, not the skarn. A more continuous skarn zone is noted from 157 m to 167 m that also contains vuggy quartz with massive boxwork pyrite, chalcopyrite and massive pyrrhotite sections. This zone is also associated with increased gold and copper values.

Oxidation is continuous until 65 m after which it is patchy and, when present, only appears on fracture surfaces. Minor fault zones appear between 98 m and 237 m. This zone also contains multiple units logged as unknown. They are generally highly strained, contain secondary biotite and often occur on the margins of schist-granite contacts. These rocks are likely mylonites and indicate that the central part of the drill hole was under more strain than the schists at the top of the hole and the granitoids near the bottom.

Weak disseminated pyrite is present throughout the entire hole. Blebs of pyrrhotite and chalcopyrite are noted but are not always associated with increased gold or copper grades.

Table 13: Significant results for GRD09-129

Hole ID	From (m)	To (m)	Interval (m)	Au g/t	Cu %
GRD09-129	51.82	52.63	0.81	1.44	0.16
	60.71	62.00	1.29	1.28	**
	103.04	105.00	1.96	22.80	0.12

** Cu values <0.10%; NSR – No significant results

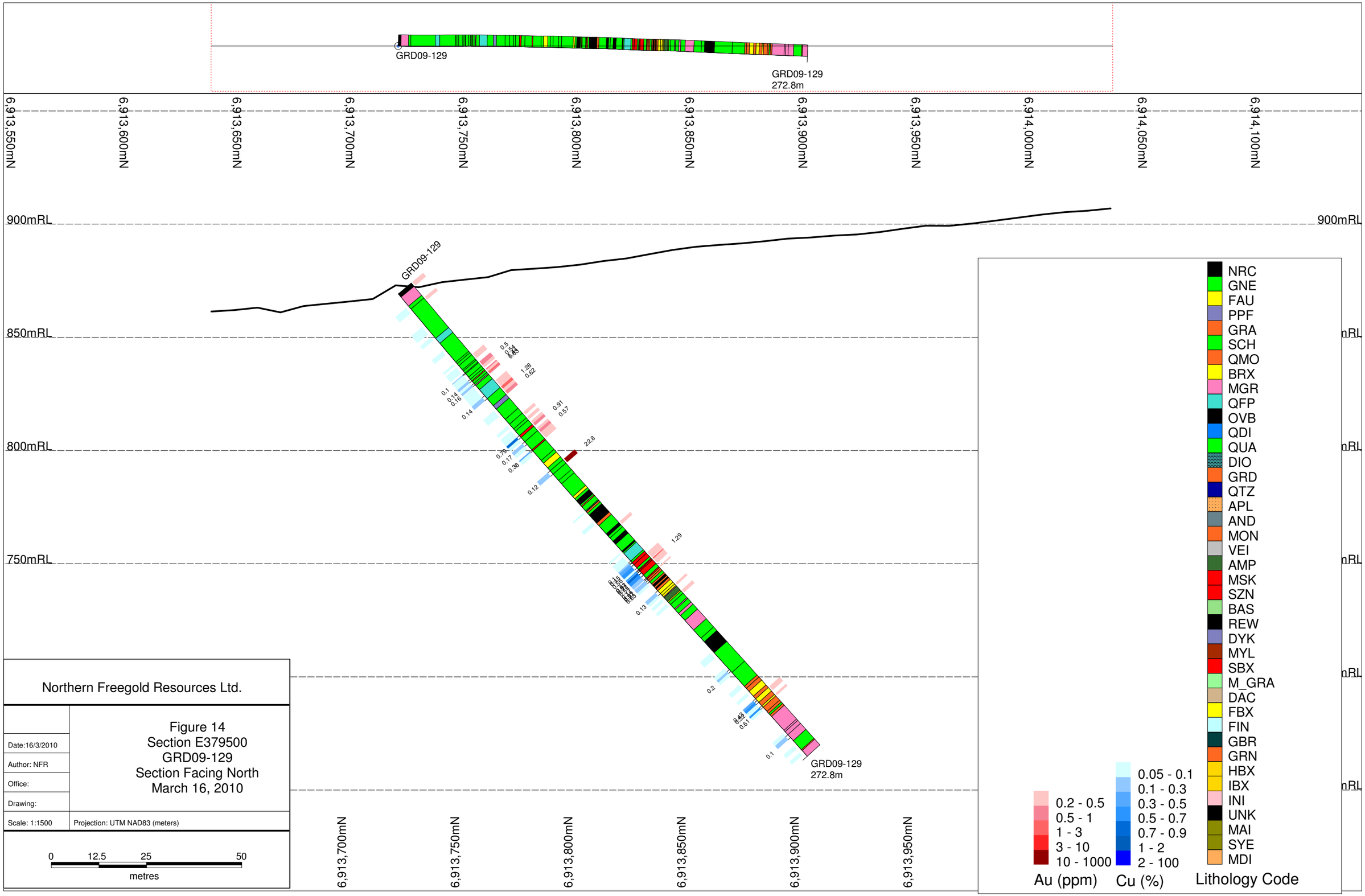
GRD09-129
GRD09-129
272.8m
6,913,550mN
6,913,600mN
6,913,650mN
6,913,700mN
6,913,750mN
6,913,800mN
6,913,850mN
6,913,900mN
6,913,950mN
6,914,000mN
6,914,050mN
6,914,100mN
900mRL
850mRL
800mRL
750mRL
GRD09-129
GRD09-129
272.8m
NRC
GNE
FAU
PPF
GRA
SCH
QMO
BRX
MGR
QFP
OVB
QDI
QUA
DIO
GRD
QTZ
APL
AND
MON
VEI
AMP
MSK
SZN
BAS
REW
DYK
MYL
SBX
M_GRA
DAC
FBX
FIN
GBR
GRN
HBX
IBX
INI
UNK
MAI
SYE
MDI
Lithology Code
0.2 - 0.5
0.5 - 1
1 - 3
3 - 10
10 - 1000
Au (ppm)
0.05 - 0.1
0.1 - 0.3
0.3 - 0.5
0.5 - 0.7
0.7 - 0.9
1 - 2
2 - 100
Cu (%)
6,913,700mN
6,913,750mN
6,913,800mN
6,913,850mN
6,913,900mN
6,913,950mN
Northern Freegold Resources Ltd.
Figure 14
Section E379500
GRD09-129
Section Facing North
March 16, 2010
Date:16/3/2010
Author: NFR
Office:
Drawing:
Scale: 1:1500
Projection: UTM NAD83 (meters)
0
12.5
25
50
metres

GRD09-130

GRD09-130 is located 85 m to the west of GRD09-131 (Figure 15), is 291.09 m long with an azimuth of one degree and a dip of -50°. The hole was drilled to test a historic soil anomaly in the centre of the Nucleus zone, test the extent of the porphyry dykes and test for skarn material.

Although GRD09-130 is along the same northing as GRD09-129 and GRD09-131 it does not intersect skarn material and contains significantly more granite than the other two holes. Mylonites are present interspersed among the granites between 64 m and 222 m indicating an increased zone of deformation in the central part of the drill hole as noted in GRD09-129. Unlike GRD09-129, a major zone of faulting is found from about 61 m to 80 m and is associated with the most continuous mineralization in the hole, 39.30 m of 0.94 g/t Au. The mineralization below the fault zone is associated with granites intruding into the metasediments and a minor porphyry dyke to 101 m. In this zone mineralization is highest at the contacts. The highest gold values in GRD09-130 are also found at a contact between schist and microgranite from 37.7 to 40.60 m at 5.12 g/t Au.

The majority of the foliation angles in this hole range from 35° to 55° to core axis. Contact angles are more constrained from 40° to 55° to core axis. Based on contacts between the dykes and either the schist or the granite, the dykes are shown to be dipping roughly to the south.

Oxidation is continuous to about 65 m and patchy until 104 m after which unoxidized core is found to the end of the hole. Disseminated pyrite is less continuous than in GRD09-131 and there is less chalcopyrite present in veins. Mineralization becomes increasingly patchy from 101 m to about 150 m and then very infrequent to the end of the hole. The intervals noted in Table 14 between 124.30 m and 256.30 m correspond with chalcopyrite veining.

Table 14: Significant results for GRD09-130

Hole ID		From (m)	To (m)	Interval (m)	Au g/t	Cu %
GRD09-130		25.50	26.10	0.60	1.53	0.38
		37.70	46.50	8.80	1.97	**
	Including	**37.70**	**40.60**	**2.90**	**5.12**	**
		61.70	101.00	39.30	0.94	**
	Including	**61.70**	**73.40**	**11.70**	**1.25**	**
	Including	**83.50**	**101.00**	**17.50**	**1.05**	**0.13**
	Including	**83.50**	**89.00**	**5.50**	**1.89**	**0.13**
		124.30	126.40	2.10	1.10	0.21
		246.50	247.70	1.20	1.40	**
		255.00	256.30	1.30	1.74	0.46

** Cu values <0.10%; NSR – No significant results

GRD09-132

GRD09-132 is located 130 m north of GRD09-130 with an azimuth of one degree and a dip of -65°. It is the deepest hole drilled as part of the 2009 season at 455.68 m and was designed to test a historic soil anomaly, further define the location of the porphyry dikes and provide infill drilling in the centre of the Nucleus zone.

The upper half of the drill hole contains the most continuous mineralization from 0 m to about 82 m which is associated with heavily faulted schists, two 10 m wide microgranite intrusions and a seven metre porphyry dyke (Figure 15). The rest of the drill hole is dominantly schists with very minor microgranite intrusions and a zone of faulting and mylonitization between about 147 m and 219 m. The strongest mineralization occurs at the top of the hole (Table 15) in the microgranite immediately below the overburden, 1.72 m at 4.73 g/t Au (See Appendix 2 and 3 for batch sheets and assay certificates).

Beginning at approximately 62 m, disseminated pyrite or oxidized sulphides are noted, often replacing mafics in the schists. Both contact angles and foliation range from 5° to 80° to core axis across the drill hole but there is no correlation between the schistosity and the contacts in this hole.

Oxidation is variable in intensity until 77 m after which the rock is unoxidized to the end of the hole. The majority of the sulphide veins in this hole contain only pyrite or oxidized sulphides. There are trace amounts of pyrrhotite and chalcopyrite in veins after 350 m however they do not necessarily correspond to significantly elevated gold or copper values.

Table 15: Significant results for GRD09-132

Hole ID		From (m)	To (m)	Interval (m)	Au g/t	Cu %
GRD09-132		0.00	80.77	80.77	0.79	**
	Including	**0.00**	**22.86**	**22.86**	**1.08**	**
	Including	**67.06**	**70.95**	**3.89**	**2.43**	**

** Cu values <0.10%; NSR – No significant results


GRD09-130
GRD09-132
GRD09-130
291.09m
GRD09-132
455.68m
6,913,500mN
6,913,550mN
6,913,600mN
6,913,650mN
6,913,700mN
6,913,750mN
6,913,800mN
6,913,850mN
6,913,900mN
6,913,950mN
6,914,000mN
6,914,050mN
6,914,100mN
6,914,150mN
6,914,200mN
6,914,250mN
900mRL
850mRL
800mRL
750mRL
700mRL
NRC
GNE
FAU
PPF
GRA
SCH
QMO
BRX
MGR
QFP
OVB
QDI
QUA
DIO
GRD
QTZ
APL
AND
MON
VEI
AMP
MSK
SZN
BAS
REW
DYK
MYL
SBX
M_GRA
DAC
FBX
FIN
GBR
GRN
HBX
IBX
INI
UNK
MAI
SYE
MDI
Lithology Code
0.2 - 0.5
0.5 - 1
1 - 3
3 - 10
10 - 1000
Au (ppm)
0.05 - 0.1
0.1 - 0.3
0.3 - 0.5
0.5 - 0.7
0.7 - 0.9
1 - 2
2 - 100
Cu (%)
Northern Freegold Resources Ltd.
Date:16/3/2010
Author: NFR
Office:
Drawing:
Scale: 1:2000
Projection: Non-Earth (meters)
Figure 15
Section E379319
GRD09-130 & GRD09-132
Section Facing North
March 16, 2010
0
25
50
100
metres

GRD09-131

GRD09-131 is 301.76 m long with an azimuth of one degree and a dip of -50°. Like holes GRD09-129 and GRD09-130 this hole was drilled to test for skarn material and test areas of little or no data that resulted from past years east-west drill orientation. This hole is located 100 meters to the west of GRD09-129 and exhibits the same overall pattern; schists at the top of the hole cut by a porphyry dyke, a zone of increased strain containing both skarn and mylonites, faulting towards the latter part of the hole and a mix of schists and granitoids with an increase in granite material downhole (Figure 16).

From zero metres to about 55 m the hole is dominantly schist with interfingered granite. Unlike GRD09-129, this portion of the hole is mineralized showing elevation of both gold and copper values as noted in Table 16. A 20 m porphyry dyke follows, while it is not highly mineralized itself, it is immediately followed by an intrusion in which there is a 34.09 m mineralized zone of 1.95 g/t Au and 0.15 % Cu. This zone also contains the skarn material which is associated with values of 5.11 m at 6.82 g./t Au and 0.41 % Cu. The skarn material mixed with the mylonites continues to be associated with elevated gold values from about 102 m to about 130 m. Elevated gold values are again noted between 146 m and 187 m located between two fault zones at the margins of a mostly microgranite package with minor mylonitic bands. Mineralization continues downhole but is very patchy occurring in a mixture of dyke, schist and fault material. Finally, granites begin to dominate the lithology from 273 m to the end of the hole.

Oxidation is strong until about 100 m where it tapers off and is not present in the remainder of the hole Pyrite mineralization is disseminated throughout the hole and is visible even in the oxidized zones. It also occurs as veins but only rarely. Unlike GRD09-129, pyrrhotite is absent from the skarn material and pyrite dominates instead.

Table 16: Significant results for GRD09-131

Hole ID		From (m)	To (m)	Interval (m)	Au g/t	Cu %
GRD09-131		8.87	10.67	1.80	1.62	**
		34.49	35.44	0.95	1.68	0.11
		44.46	50.33	5.87	1.31	0.18
		73.53	107.62	34.09	1.95	0.15
	Including	**73.53**	**98.61**	**25.08**	**2.45**	**0.15**
	Including	**93.50**	**98.61**	**5.11**	**6.82**	**0.41**
		185.92	188.26	2.34	1.42	0.19
		220.82	222.00	1.18	3.32	**
		255.52	258.70	3.18	1.10	**

GRD09-135

GRD09-135 is 290.36 m long and was drilled along an azimuth of one degree with a dip of -50°. The hole was drilled to test a gap in the 2008 NI43-101 compliant resource calculation 0.8 g/t Au grid shell and test the ground below GRDN01-03.

GRD09-135 is 65 metres north of GRD09-131 (Figure 16) and consists of dominantly mineralized microgranite in the upper part of the hole to approximately 115 m after which schist becomes the main lithological unit with minor microgranite intrusions. Mylonitic zones are larger than those seen in holes GRD09-129 to GRD09-131, forming three distinct zones along the drill hole hosted in both the microgranite and schist. These distinctive zones are in contrast to the holes GRD09-129 to GRD09-131 which show a more continuous distribution of strain. Foliation measurements vary from 5° to core axis to 85° to core axis with the majority between 30° and 50°. Oxidation is continuous until about 127 m. Patchy hematite alteration is also noted between 108 m to 121 m.

Mineralization is very continuous in areas associated with the microgranite and the mylonitic zones. The exception is from 208 m to 219 m where the mylonite is generally not mineralized except a lower contact with microgranite. The highest gold grades in this hole are located at a contact, this one between a fault breccia and a microgranite with 4.29m of 3.68 g/t Au (Table 17). Pyrite and/or oxidized sulphides are present throughout the length of the drill hole. In the latter part of the hole from about 150 m to the end of the hole increased gold and copper grades correspond with chalcopyrite and arsenopyrite observed in veins.

Table 17: Significant results for GRD09-135

Hole ID		From (m)	To (m)	Interval (m)	Au g/t	Cu %
GRD09-135		19.81	37.70	17.89	0.71	**
	Including	**32.27**	**36.27**	**4.00**	**1.24**	**
		43.61	47.15	3.54	0.96	0.10
		53.27	112.59	59.32	0.81	**
	Including	**60.98**	**71.00**	**10.02**	**1.14**	**
	And	**108.30**	**112.59**	**4.29**	**3.68**	**
		133.60	134.93	1.33	1.62	0.14
		163.43	173.68	10.25	0.44	**
		179.22	201.00	21.78	0.74	0.10
	Including	**183.60**	**184.47**	**0.89**	**2.13**	**
	And	**191.76**	**193.70**	**1.94**	**1.91**	**0.10**
		219.36	236.95	17.59	1.89	**
	Including	**221.33**	**228.30**	**6.97**	**3.96**	**

** Cu values <0.10%; NSR – No significant results

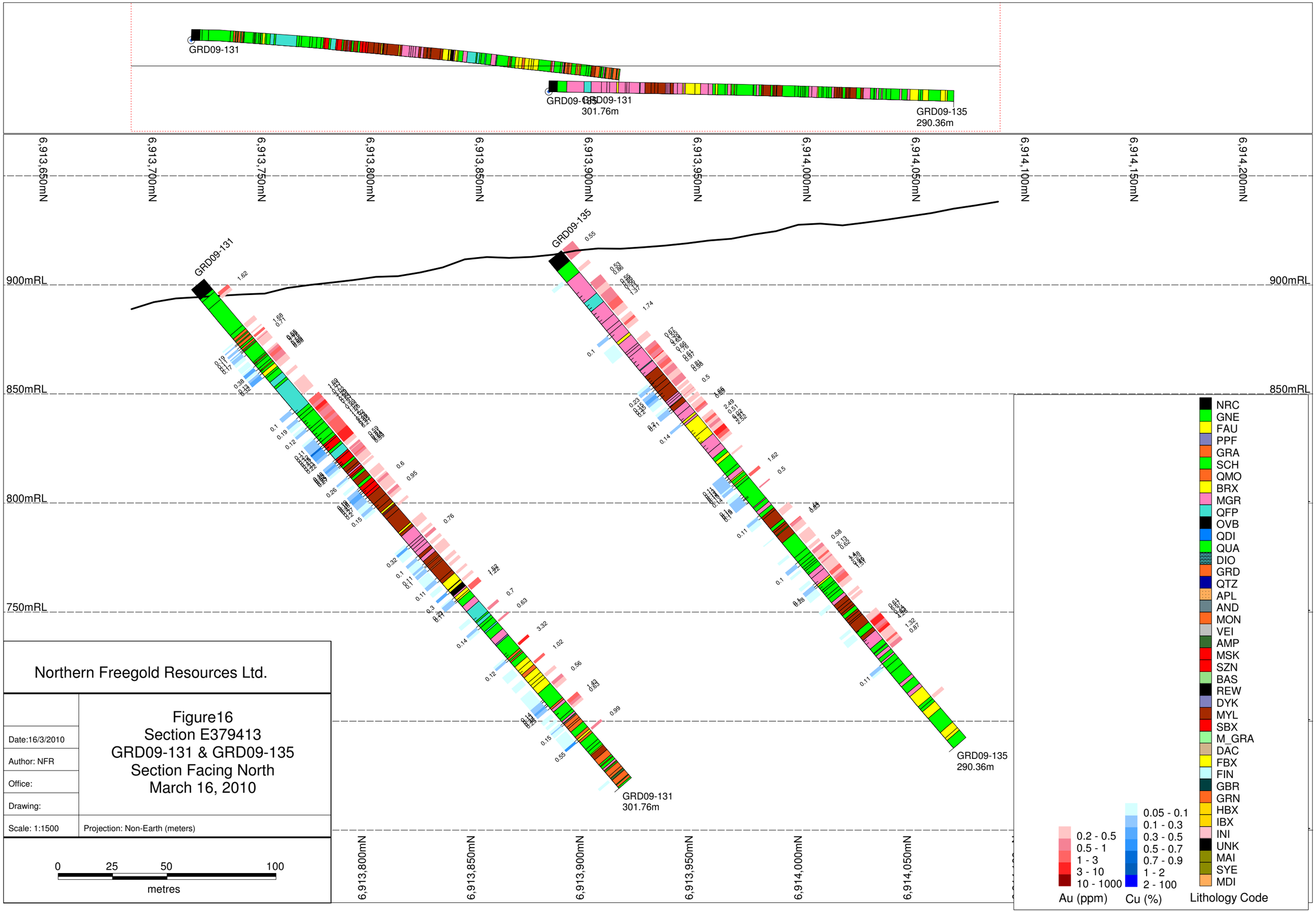

Northern Freegold Resources Ltd.

Date:16/3/2010	Figure16 Section E379413 GRD09-131 & GRD09-135 Section Facing North March 16, 2010
Author: NFR	
Office:	
Drawing:	
Scale: 1:1500	Projection: Non-Earth (meters)

GRD09-133

GRD09-133 is located north east of GRD09-129 (Figure 17) with an azimuth of 181° and a dip of -50°. It is 297.48 m long and was designed to follow up on a ground geophysical anomaly as well as constrain the limits of the skarn material.

The lithology in this drill hole is more mixed than previous holes. Schists dominate but are cut by regular granitic and microgranitic intrusions (Figure 17). Units logged as unknown are likely mylonites which are fairly regularly distributed down the hole after about 112 m. Minor faults and fault breccias also occur regularly in this hole so there is no central zone of increased strain as observed in previous holes. A large porphyry dyke is located near the top of the drill hole with minor patchy mineralization (Table 18). Disseminated sulphides such as pyrite and oxidized sulphides are noted throughout the hole but their concentrations are much less than observed in previous holes. Over all mineralization is poor and sporadic in this hole, both for gold and copper values.

Foliation follows a progressively steepening pattern from top to bottom. From zero metres to about 120 m foliation to core axis ranges from 30° to 45°, from 120 m to about 170 m the foliation steepens to between 55° and 65° and from 170 m to the end of the hole the foliation is between 70° and 80°. Contacts are generally shallower and more consistent than in previous holes ranging between 20 and 30 degrees to core axis to 150 m. From 150 m to the end of the hole, the contacts are generally steeper, in the 50° to 65° degree range. The lithological contact angles do not follow the foliation exactly but do conform to the overall steepening trend toward the bottom of the drill hole.

Table 18: Significant results for GRD09-133

Hole ID	From (m)	To (m)	Interval (m)	Au g/t	Cu %
GRD09-133	34.83	36.00	1.17	1.24	**
	149.87	151.00	1.13	2.93	0.17

** Cu values <0.10%; NSR – No significant results

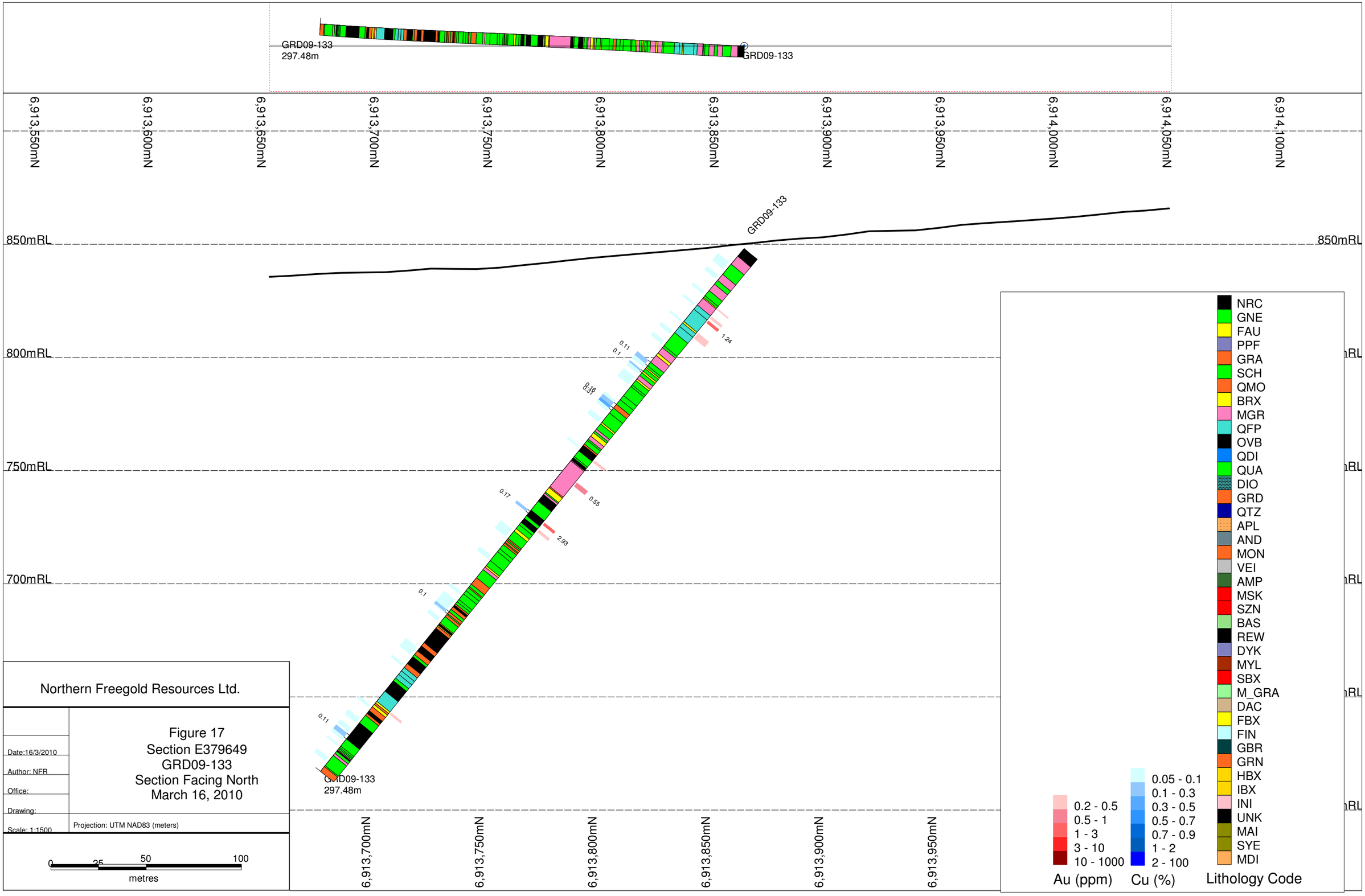
GRD09-133
297.48m
GRD09-133
6,913,550mN
6,913,600mN
6,913,650mN
6,913,700mN
6,913,750mN
6,913,800mN
6,913,850mN
6,913,900mN
6,913,950mN
6,914,000mN
6,914,050mN
6,914,100mN
850mRL
800mRL
750mRL
700mRL
GRD09-133
0.11
0.1
1.24
0.38
0.17
0.55
2.93
0.1
0.11
GRD09-133
297.48m
6,913,700mN
6,913,750mN
6,913,800mN
6,913,850mN
6,913,900mN
6,913,950mN
NRC
GNE
FAU
PPF
GRA
SCH
QMO
BRX
MGR
QFP
OVB
QDI
QUA
DIO
GRD
QTZ
APL
AND
MON
VEI
AMP
MSK
SZN
BAS
REW
DYK
MYL
SBX
M_GRA
DAC
FBX
FIN
GBR
GRN
HBX
IBX
INI
UNK
MAI
SYE
MDI
Lithology Code
0.2 - 0.5
0.5 - 1
1 - 3
3 - 10
10 - 1000
Au (ppm)
0.05 - 0.1
0.1 - 0.3
0.3 - 0.5
0.5 - 0.7
0.7 - 0.9
1 - 2
2 - 100
Cu (%)
Northern Freegold Resources Ltd.
Figure 17
Section E379649
GRD09-133
Section Facing North
March 16, 2010
Date:16/3/2010
Author: NFR
Office:
Drawing:
Scale: 1:1500
Projection: UTM NAD83 (meters)
0
25
50
100
metres

GRD09-134

GRD09-134 is located 50 metres east of GRD09-133 with an azimuth of 181° and a dip of -50°. It was designed to test the eastern extent of mineralization of the main Nucleus zone (Figure 18).

This hole contains more mineralization than GRD09-133. The mineralization is located at the top of the drill hole bounded by a major brecciated zone from about 7 m to 23 m and a fault breccia zone from about 88 m to 96 m followed by a minor two metre porphyry dyke. The best values are noted in Table 19. Between these areas are schists with microgranite intrusions. Finally, the drill hole ends in schists and a large zone of mylonitization.

The mineralization is found both in the microgranites and in the schists, however unlike in previous holes, the highest copper values are not associated with the higher gold values. The elevated copper values are located after the gold values as seen in Figure 18. Below the porphyry dyke the drill hole contains few elevated gold values, however copper values show consistent slight elevations.

Disseminated pyrite is noted in small concentrations along the entire length of the drill hole with minor hematite staining in the first 90 m of the drill hole. Quartz pyrite veins dominated with minor chalcopyrite veins showing a slight increase after the 200 m mark.

Foliation is very consistent, between 30° and 40° to core axis until about 150 m. From 150 m to 210 m the core axis angles are very shallow ranging from ten to twenty degrees. As in GRD06-133, they steepen to between 70° and 80° to core axis at the end of the hole.

Table 19: Significant results for GRD09-134

Hole ID	From (m)	To (m)	Interval (m)	Au g/t	Cu %
GRD09-134	38.10	44.08	5.98	1.56	**
	55.70	57.30	1.60	1.94	**

** Cu values <0.10%; NSR – No significant results


GRD09-134
272.8m
GRD09-134
6,913,550mN
6,913,600mN
6,913,650mN
6,913,700mN
6,913,750mN
6,913,800mN
6,913,850mN
6,913,900mN
6,913,950mN
6,914,000mN
6,914,050mN
6,914,100mN
850mRL
800mRL
750mRL
700mRL
GRD09-134
GRD09-134
272.8m
6,913,700mN
6,913,750mN
6,913,800mN
6,913,850mN
6,913,900mN
6,913,950mN
NRC
GNE
FAU
PPF
GRA
SCH
QMO
BRX
MGR
QFP
OVB
QDI
QUA
DIO
GRD
QTZ
APL
AND
MON
VEI
AMP
MSK
SZN
BAS
REW
DYK
MYL
SBX
M_GRA
DAC
FBX
FIN
GBR
GRN
HBX
IBX
INI
UNK
MAI
SYE
MDI
Lithology Code
0.05 - 0.1
0.1 - 0.3
0.3 - 0.5
0.5 - 0.7
0.7 - 0.9
1 - 2
2 - 100
Cu (%)
0.2 - 0.5
0.5 - 1
1 - 3
3 - 10
10 - 1000
Au (ppm)
Northern Freegold Resources Ltd.
Figure 18
Section E379699
GRD09-134
Section Facing North
March 16, 2010
Date:16/3/2010
Author: NFR
Office:
Drawing:
Scale: 1:1500
Projection: UTM NAD83 (meters)
0
12.5
25
50
metres

6 Conclusions and Recommendations for Future Work

The 2009 drill program was successful in expanding the NI 43-101 compliant Nucleus Property resource released in July 2009 and confirming its continuity. The drilling assisted in defining the geometry and controls of higher grade zones associated with skarn material identified in previous years and allowed the identification of a higher grade resource. The updated 3D geologic and resource modeling completed in 2010 shows a number of northwest trending gold mineralized corridors which remain open to further expansion. This zone is roughly paralleling the major shear zone near the southeast but becoming more northerly to the northwest. The modeling also shows mineralization to the north and south of the Nucleus resource which warrant follow up.

The higher grade zones which contributed to the increased resource remain open for further testing. These include a steeply dipping ore zone on the east side of the Nucleus deposit which remains open to the east, to the west and at depth and includes GRD09-131 with 5.11 m of 6.82 g/t Au. A shallow south dipping zone on the west side of Nucleus remains open to north, south, west and at depth is also part of the higher grade zone.

The northwest trending corridors were defined by the 2009 drill program intersected zones of gold mineralization within these structures located both inside and outside of the initial resource model. For example GRD09-135 returned 59.81 m of 0.81 g/t gold and 17.59 m of 1.89 g/t gold at the eastern end of the structure.

Further targets have also been identified to the north and south of the Nucleus deposit from the resource modeling and drilling. The southern edge of the Nucleus zone contains higher grade material and needs to be tested for the potential to host gold mineralization similar to the northwest trending structures mentioned above. The northern portion of the Nucleus zone also requires follow up work based on 2007 RAB results.

7 Bibliography

Aurora Geoscience. (2008). Northern Freegold radiometrics Survey - Field Report. *Internal report prepared for Northern Freegold Resources Ltd.*

Aurora Geosience. (2008). Northern Feegold Magnetic Survey - Field Report. *Internal report prepared for Northern Freegold Resources Ltd.*

Baird, J. G. (1968). Report on induced polarizaiton survey, Carmacks Area, Yukon. *Private report prepared for Yukon Revenue Mines Ltd.*

Becker, T. C. (2001). Assessment Report describing Diamond Drilling, Excavator Trenching and Geophysical Surveys on the Golden Revenue Property. *Yukon Assessment Report Minfile #094256*

Becker, T. C., & Eaton, W. D. (1991). Final Report, Revenue-Nucleus property, Big Creek Area. *Internal report prepared for Big Creek Resources Ltd.*

Bennett, V., & Betsi, T. B. (2010). New U-Pb age constraings at Freegold Mountain: Evidence for multiple phases of polymetallic mid- to late Cretaceous mineralization. *Yukon Exploration and Geology 2009* , p 57-84.

Breitsprecher, K., & Mortensen, J. K. (2004). Yukon Age 2004: A database of isotopic age determinations from rock units from Yukon Territory. Yukon Geological Survey, CD-ROM.

Colombo, F. (2009). Report on the Petrography of the 2009 Nucleus-Revenue Geological Map. *internal report prpated by Totem Pole Geological Consulting Ltd. for Northern Freegold Resources Ltd.*

Colpron, M., Nelson, J. L., & Israel, S. (2007). A transect through the accreted terranes of the northern Canadian Cordillera - from Cassiar, British Columbia to Kluane Lake, Yukon. *Yukon Geological Survey, open file 2007-3* , 84p.

Condor Consulting Ltd. (2009). Report on Processing and Analysis of a VTEM, EM and Magnetic Survey, Mount Freegold Property Yukon Territory. *Internal report prepared for Northern Freegold Resources Ltd.*

Costantini, P. (2009). Helicopter-borne VTEM/Mag and Ground Magnetics/Gamma-ray spectrometry surveys integrated interpretation and targeting final report. *Internal report prepared for Northern Freegold Resources Ltd.*

Davis, A. (1996). Magnetic Field and VLF-EM surveys on teh Revenue Creek Property, Dawson Range, Yukon Territory. *private report prepared for YKR International Resources Ltd.*

Dumala, M. R. (2004). Assessment Report Describing Diamond Drilling at the Golden Revenue Property - Big Creek, Nucleus and Revenue claim blocks. *Yukon assessment report Minfile #094539* .

Eaton, W. D. (1983). Final Report NAT Joint Venture 1983. *Internal report prepared for the NAT Joint Venture* .

Eaton, W. D. (1984). Final Report NAT Joint Venture. *Yukon Assessment Reports Minfile #091600* .

Eaton, W. D. (1986). Final Report NAT Joint Venture. *Internal report prepared for the NAT Joint Venture* .

Eaton, W. D., & Nelson, J. (1982). Final report NAT Joint Venture. *Internal report prepared for the NAT Joint Venture* .

Fonseca, A. (2008). Report on the Petrographic Survey of 2007 Drilling and surface Samples from the Mt. Freegold Area. *Internal report prepared for Northern Freegold Resources Ltd.* , p. 14.

Fonseca, A. (2009). Technical Report on the Freegold Mountain Property, Dawson Range, Yukon. *Technical report prepared for Northern Freegold Resources Ltd.* , 118 pp.

G&T Metallurgical Services Ltd. (2009). Preliminary Metallurgical Testing on Samples from the Nucleus zone at the Freegold Mountain Project. *Internal report prepared for Northern Freegold Resources Ltd.*

Geotech Ltd. (2007). Report on a Helicopter-Borne Time Domain Electromagnetic Geophysical Survey. Mount Freegold Property Yukon Territory. *Internal report prepared for Northern Freegold Resources Ltd.*

Granger, R. (1970). Internal report on electromagnetic conductors on Revenue Creek property. *Internal report* .

Hood, S., Colpron, M., & Mercer, B. (2009). High-grade hydrothermal copper-gold mineralization in foliated granitoids at the Minto mine, central Yukon 2008. *Yukon Exploration and Geology* .

Johnson, A. A. (1970). Kaiser Resources Ltd. Report on the Revenue Creek Property. *Internal report prepared for Kaiser Resources Ltd.*

Kretschmar, U., & Scott, S. D. (1976). Phase relations involving arsenopyrite in teh system Fe-As-S and their applicaiton. *The Canadian Mienralogist, August 1976, v. 14* , p. 364-386.

Lewis, L. (2009). Geochemistry of Stream Sediment Samples from the Norhtenr Freegold Mountain Property, Dawson Range Yukon. *Internal report prepared for Northern Freegold resources Ltd* .

Main, C. A. (1988). Report on Drilling and Trenching Program Nucleus Property, Big Creek Area, Yukon Territory. *Yukon Assessment reports Minfile #092831* .

Miller, E. (2010). 2009 End of Season Regional Report: Freegold Mountain Project. *Internal Report Prepared for Northern Freegold Resources* .

Miller, E., Dodd, K., & Dyck, S. (2010). 2009 Summary Report on the Freegold Mountain Project, Dawson Range, Yukon. *Internal report prepared for Northern Freegold Resources Ltd.*

Mortensen, J. K., Appel, V. L., & Hart, C. J. (2003). Geological and U-Pn age constraints on base and precious metal vein systems in teh Mount Nansen area, eastern Dawson Range, Yukon. *Yukon Exploration and Geology 2002* , p. 165-173.

Onasick, E. P., & Archer, A. R. (1981). Final Report NAT Joint Venture. *Internal project report prepared for NAT Joint Venture* .

Robertson, R. (2007). 2006 Annual Exploraiton Report on the Golden Revenue, Sey and Nitro Groups of Mineral Claims. *Internal report prepared by Norhtern Freegold Resources for ATAC Resources* .

Sharp, Z. D., Essene, E. J., & Kelly, W. C. (1976). A re-examination of the arsenopyrite geothermometer: pressure considerations and applications to natural assemblages. *Canadian Mineralogist, vol. 23* , p. 517-534.

Tikhomirova, S. (2008). Summarized information after the initial stage of the Freegold mapping project. *Internal report prepared for Northern Freegold Resources Ltd.*

8 Certificates

I, EMILY MILLER, of the City of North Vancouver, in the Province of British Columbia, HEREBY CERTIFY:

1. That I am a geologist and that I worked at the property from June to August in 2006, May to August in 2007, May to October in 2008 and May to August in 2009.

2. That I am a graduate of the University of Alberta (B.Sc. Geology, 2008).

3. That I have been engaged in mineral exploration and development on a seasonal basis for three years and on a full time basis for one year.

4. That I am an employee of Bushmaster Exploration Services Ltd. which conducts the fieldwork at the Freegold Mountain Project for Northern Freegold Resources Ltd.

SIGNED at Vancouver, B.C. this 23rd day of March, 2009.

Emily Miller

I, KATIE DODD, of the City of Vancouver, in the Province of British Columbia, HEREBY CERTIFY:

1. That I am a geologist and that I worked at the property from May to September in 2009.

2. That I am a graduate of Simon Fraser University (B.Sc. Earth Sciences, 2001).

3. That I have been engaged in mineral exploration and development on a full time basis for seven years.

4. That I am an employee of Bushmaster Exploration Services Ltd. which conducts the fieldwork at the Freegold Mountain Project for Northern Freegold Resources Ltd.

SIGNED at Vancouver, B.C. this 23rd day of March, 2009.

Katie Dodd

9 Statement of Costs

Table 20: Total cost per hole on the Nucleus 16 claim

Drill hole	Metres Drilled	Cost of Hole
GRD09-139	307.85	$35,616.58
GRD09-147	315.47	$34,677.06
GRD09-150	304.8	$31,062.58
GRD09-153	405.38	$54,217.11
Total:	**1333.50 m**	**$155,573.33**

Table 21: Total cost per hole on the Revenue 16 claim

Drill hole	Metres Drilled	Cost of Hole
GRD09-129	280.42	$28,382.04
GRD09-130	300.23	$29,204.06
GRD09-131	329.18	$38,928.42
GRD09-132	460.25	$55,943.31
GRD09-133	304.80	$32,557.20
GRD09-134	286.51	$28,504.02
GRD09-135	296.57	$16,436.04
Total:	**2257.96 m**	**$299,955.09**

Kluane Drilling Ltd.
14 MacDonald Rd., Whitehorse, Yukon Y1A 4L2
Tel: (867) 633-4800 Fax: (867) 633-3641
kluanedrilling@nothwestel.net

CLIENT:	BUSHMASTER EXPLORATION
CONT #	NFR 003
RIG #	N-2
HOLE #	139
FROM:	9-Jul-2009
TO:	14-Jul-2009
METERS DRILLED	307.85
COST OF HOLE	**$35,616.58**

CASING AND DRILLING CHARGEABLES

SIZE	METERS	DEPTH FROM	TO	METERS DRILLED	RATE P/M	TOTAL
NW	**12.19**	0	10	10.00	85.00	**850.00**
NTW	**295.66**	0	300	295.66	85.00	**25,130.76**
TOTAL CASING AND DRILLING CHARGEABLES						**26,167.08**

HOURLY CHARGEABLES

DESCRIPTION	HOURS	RATE P/H	TOTAL
MOVING	13.50	100.00	**1,350.00**
REAMING	12.00	136.00	**1,632.00**
STABILIZATION	14.00	136.00	**1,904.00**
TESTING	5.00	136.00	**680.00**
PULLING RODS (DUE TO GROUND CONDITIONS)	9.00	136.00	**1,224.00**
TOTAL HOURLY CHARGEABLES			**6,790.00**

CONSUMABLES, EQUIPMENT AND OTHER SUPLIES

DESCRIPTION	QTY.	UNIT PRICE	TOTAL
CLAY SEAM	3	140.00	**420.00**
EXTREME NUMBER ONE	3	178.00	**534.00**
LINSEED SOAP	1	84.60	**84.60**
TORQ-EEZ	1	155.00	**155.00**
ROD GREASE	1	114.90	**114.90**
LUBTUB 20KG	1	103.70	**103.70**
NTW ROD 5'	1	110.01	**110.01**
ENVIROMAT ROLL	1	128.00	**128.00**
REAMING SHELL	1	386.40	**386.40**
CASING SHOE	1	276.00	**276.00**
PLUS 15%			**346.89**
TOTAL CONSUMABLES, EQUIPMENT AND OTHER SUPLIES			**2,659.50**

OTHER CHARGEABLES

DESCRIPTION	UNITS	RATE PER	TOTAL
TOTAL OTHER CHARGEABLES			**0.00**

SUMMARY OF CHARGEABLES

CASING AND DRILLING CHARGEABLES	**26,167.08**
HOURLY CHARGEABLES	**6,790.00**
CONSUMABLES, EQUIPMENT AND OTHER SUPLIES	**2,659.50**
OTHER CHARGEABLES	**0.00**
TOTAL BEFORE TAXES	**35,616.58**

Kluane Drilling Ltd.
14 MacDonald Rd., Whitehorse, Yukon Y1A 4L2
Tel: (867) 633-4800 Fax: (867) 633-3641
kluanedrilling@nothwestel.net

CLIENT:	**BUSHMASTER EXPLORATION**
CONT #	**NFR 003**
RIG #	**N-2**
HOLE #	**147**
FROM:	**6-Aug-2009**
TO:	**11-Aug-2009**
METERS DRILLED	**315.47**
COST OF HOLE	**$34,677.06**

CASING AND DRILLING CHARGEABLES

SIZE	METERS	DEPTH FROM	TO	METERS DRILLED	RATE P/M	TOTAL
NW	**6.10**	0	10	6.10	85.00	**518.16**
NTW	**303.28**	0	300	303.05	85.00	**25,759.08**
TOTAL CASING AND DRILLING CHARGEABLES						**27,055.78**

HOURLY CHARGEABLES

DESCRIPTION	HOURS	RATE P/H	TOTAL
MOVING	4.50	100.00	**450.00**
REAMING	10.00	136.00	**1,360.00**
STABILIZATION	16.00	136.00	**2,176.00**
WATER SUPLY	1.50	100.00	**150.00**
TESTING	2.00	136.00	**272.00**
PULLING/TRIP RODS (DUE TO GROUND CONDITIONS)	5.50	136.00	**748.00**
TOTAL HOURLY CHARGEABLES			**5,156.00**

CONSUMABLES, EQUIPMENT AND OTHER SUPLIES

DESCRIPTION	QTY.	UNIT PRICE	TOTAL
ROD GREASE (17KG)	2	114.90	**229.80**
LINSEED SOAP (23KG)	1	84.60	**84.60**
EXTREME NUMBER ONE 15KG	2	178.00	**356.00**
CLAY SEAM	3	140.00	**420.00**
TORQ-EEZ- 20L PAIL	1	155.00	**155.00**
ENVIROMAT ROLL	1	73.50	**73.50**
BTW SUB	1	242.00	**242.00**
NTW SUB	1	235.00	**235.00**
PLUS 15%			**269.39**
TOTAL CONSUMABLES, EQUIPMENT AND OTHER SUPLIES			**2,065.29**

OTHER CHARGEABLES

DESCRIPTION		UNITS	RATE PER	TOTAL
FOREMAN FROM CAMP (B.M.)	07-Aug	4 HOURS	55.00	**220.00**
HELPER TO TOWN (B.M)	07-Aug	4 HOURS	45.00	**180.00**
TOTAL OTHER CHARGEABLES				**400.00**

SUMMARY OF CHARGEABLES

CASING AND DRILLING CHARGEABLES	**27,055.78**
HOURLY CHARGEABLES	**5,156.00**
CONSUMABLES, EQUIPMENT AND OTHER SUPLIES	**2,065.29**
OTHER CHARGEABLES	**400.00**
TOTAL BEFORE TAXES	**34,677.06**

Kluane Drilling Ltd.
14 MacDonald Rd., Whitehorse, Yukon Y1A 4L2
Tel: (867) 633-4800 Fax: (867) 633-3641
kluanedrilling@nothwestel.net

CLIENT:	BUSHMASTER EXPLORATION
CONT #	NFR 003
RIG #	N-2
HOLE #	150
FROM:	11-Aug-2009
TO:	15-Aug-2009
METERS DRILLED	304.80
COST OF HOLE	**$31,062.58**

CASING AND DRILLING CHARGEABLES

SIZE	METERS	DEPTH FROM	DEPTH TO	METERS DRILLED	RATE P/M	TOTAL
NW	**6.10**	0	10	6.10	85.00	**518.16**
NTW	**298.70**	0	300	298.70	85.00	**25,389.84**
TOTAL CASING AND DRILLING CHARGEABLES						**25,908.00**

HOURLY CHARGEABLES

DESCRIPTION	HOURS	RATE P/H	TOTAL
MOVING	2.50	100.00	**250.00**
REAMING	1.50	136.00	**204.00**
STABILIZATION	9.50	136.00	**1,292.00**
WATER SUPLY	1.00	100.00	**100.00**
TESTING	2.00	136.00	**272.00**
#REF!	10.50	136.00	**1,428.00**
TOTAL HOURLY CHARGEABLES			**3,546.00**

CONSUMABLES, EQUIPMENT AND OTHER SUPLIES

DESCRIPTION	QTY.	UNIT PRICE	TOTAL
NTW REAMING SHELLS	1	386.40	**386.40**
EXTREME NUMBER ONE 15KG	1	178.00	**178.00**
ENVIROMAT ROLL	1	73.50	**73.50**
NTW 10' OUTER TUBES CP	1	223.26	**223.26**
TORQ-EEZ- 20L PAIL	1	155.00	**155.00**
PLUS 15%			**152.42**
TOTAL CONSUMABLES, EQUIPMENT AND OTHER SUPLIES			**1,168.58**

OTHER CHARGEABLES

DESCRIPTION		UNITS	RATE PER	TOTAL
DRILLER TO CAMP (J. QUAAL)	14-Aug	4 HOURS	55.00	**220.00**
DRILLER FROM CAMP (D. ANDERSON)	13-Aug	4 HOURS	55.00	**220.00**
TOTAL OTHER CHARGEABLES				**440.00**

SUMMARY OF CHARGEABLES

CASING AND DRILLING CHARGEABLES	**25,908.00**
HOURLY CHARGEABLES	**3,546.00**
CONSUMABLES, EQUIPMENT AND OTHER SUPLIES	**1,168.58**
OTHER CHARGEABLES	**440.00**
TOTAL BEFORE TAXES	**31,062.58**

Kluane Drilling Ltd.
14 MacDonald Rd., Whitehorse, Yukon Y1A 4L2
Tel: (867) 633-4800 Fax: (867) 633-3641
kluanedrilling@nothwestel.net

CLIENT:	**BUSHMASTER EXPLORATION**
CONT #	**NFR 003**
RIG #	**N-2**
HOLE #	**153**
FROM:	**19-Aug-2009**
TO:	**28-Aug-2009**
METERS DRILLED	**405.38**
COST OF HOLE	**$54,217.11**

CASING AND DRILLING CHARGEABLES

SIZE	METERS	DEPTH FROM	TO	METERS DRILLED	RATE P/M	TOTAL
NW	**22.86**	0	10	19.14	85.00	**1,627.24**
		10	30	3.72	85.00	**315.86**
NTW	**271.58**	0	300	271.58	85.00	**23,084.03**
		0	300	19.28	85.00	**1,638.73**
BTW	**110.95**	300	500	91.67	123.00	**11,275.16**
TOTAL CASING AND DRILLING CHARGEABLES						**37,941.02**

HOURLY CHARGEABLES

DESCRIPTION	HOURS	RATE P/H	TOTAL
MOVING	4.00	100.00	**400.00**
REAMING	11.00	136.00	**1,496.00**
STABILIZATION	34.00	136.00	**4,624.00**
WATER SUPLY	1.00	100.00	**100.00**
TESTING	4.00	136.00	**544.00**
PULLING/TRIP RODS (DUE TO GROUND CONDITIONS)	36.00	136.00	**4,896.00**
TOTAL HOURLY CHARGEABLES			**12,060.00**

CONSUMABLES, EQUIPMENT AND OTHER SUPLIES

DESCRIPTION	QTY.	UNIT PRICE	TOTAL
LINSEED SOAP (23KG)	1	84.60	**84.60**
EXTREME NUMBER ONE 15KG	3	178.00	**534.00**
ROD GREASE (17KG)	3	114.90	**344.70**
NTW 10' OUTER TUBES CP	1	223.26	**223.26**
TORQ-EEZ- 20L PAIL	2	155.00	**310.00**
CLAY SEAM	2	140.00	**280.00**
BTW SUB	1	242.00	**242.00**
NW CASING SHOE	2	276.00	**552.00**
ENVIRO COTE	1	73.50	**73.50**
NTW ROD SHOE	1	285.00	**285.00**
NW 5' CASING	9	81.90	**737.10**
PLUS 15%			**549.92**
TOTAL CONSUMABLES, EQUIPMENT AND OTHER SUPLIES			**4,216.08**

OTHER CHARGEABLES

DESCRIPTION	UNITS	RATE PER	TOTAL
TOTAL OTHER CHARGEABLES			**0.00**

SUMMARY OF CHARGEABLES

CASING AND DRILLING CHARGEABLES	**37,941.02**
HOURLY CHARGEABLES	**12,060.00**
CONSUMABLES, EQUIPMENT AND OTHER SUPLIES	**4,216.08**
OTHER CHARGEABLES	**0.00**
TOTAL BEFORE TAXES	**54,217.11**

Kluane Drilling Ltd.
14 MacDonald Rd., Whitehorse, Yukon Y1A 4L2
Tel: (867) 633-4800 Fax: (867) 633-3641
kluanedrilling@nothwestel.net

CLIENT:	BUSHMASTER EXPLORATION
CONT #	NFR 003
RIG #	N-1
HOLE #	129
FROM:	16-Jun-2009
TO:	19-Jun-2009
METERS DRILLED	257.56
COST OF HOLE	**$25,830.94**

CASING AND DRILLING CHARGEABLES

SIZE	METERS	DEPTH FROM	DEPTH TO	METERS DRILLED	RATE P/M	TOTAL
NW	0.00	0	10	0.00	85.00	0.00
		10	30	0.00	85.00	0.00
NTW	257.56	0	300	257.56	85.00	21,892.26
TOTAL CASING AND DRILLING CHARGEABLES						**21,892.26**

HOURLY CHARGEABLES

DESCRIPTION		HOURS	RATE P/H	TOTAL
REAMING		6.50	136.00	884.00
STABILIZATION		11.50	136.00	1,564.00
WATER SUPLY		1.00	100.00	100.00
TESTING		2.00	136.00	272.00
TRAVEL	OVER 0.5 HR/SH	5.50	100.00	550.00
TOTAL HOURLY CHARGEABLES				**3,370.00**

CONSUMABLES, EQUIPMENT AND OTHER SUPLIES

DESCRIPTION	QTY.	UNIT PRICE	TOTAL
LINSEED SOAP	1	84.60	84.60
ROD GREASE	1	114.90	114.90
TORQ-EEZ	1	155.00	155.00
CLAY SEAM	1	140.00	140.00
PLUS 15%			74.18
TOTAL CONSUMABLES, EQUIPMENT AND OTHER SUPLIES			**568.68**

OTHER CHARGEABLES

DESCRIPTION	UNITS	RATE PER	TOTAL
			0.00
TOTAL OTHER CHARGEABLES			**0.00**

SUMMARY OF CHARGEABLES

CASING AND DRILLING CHARGEABLES	21,892.26
HOURLY CHARGEABLES	3,370.00
CONSUMABLES, EQUIPMENT AND OTHER SUPLIES	568.68
OTHER CHARGEABLES	0.00
TOTAL BEFORE TAXES	**25,830.94**

Kluane Drilling Ltd.
14 MacDonald Rd., Whitehorse, Yukon Y1A 4L2
Tel: (867) 633-4800 Fax: (867) 633-3641
kluanedrilling@nothwestel.net

CLIENT:	BUSHMASTER EXPLORATION
CONT #	NFR 003
RIG #	KD-1
HOLE #	GRD09-129
FROM:	15-Jun-2009
TO:	15-Jun-2009
METERS DRILLED	22.86
COST OF HOLE	**$2,551.10**

CASING AND DRILLING CHARGEABLES

SIZE	METERS	DEPTH FROM	TO	METERS DRILLED	RATE P/M	TOTAL
NW	**7.62**	0	30	7.62	85.00	**647.70**
NTW	**15.24**	0	300	15.24	85.00	**1,295.40**
TOTAL CASING AND DRILLING CHARGEABLES						**1,943.10**

HOURLY CHARGEABLES

DESCRIPTION	HOURS	RATE P/H	TOTAL
MOVING	2.00	100.00	**200.00**
STABILIZATION	1.00	136.00	**136.00**
TESTING	2.00	136.00	**272.00**
TOTAL HOURLY CHARGEABLES			**608.00**

CONSUMABLES, EQUIPMENT AND OTHER SUPLIES

DESCRIPTION	QTY.	UNIT PRICE	TOTAL
PLUS 15%			**0.00**
TOTAL CONSUMABLES, EQUIPMENT AND OTHER SUPLIES			**0.00**

OTHER CHARGEABLES

DESCRIPTION	UNITS	RATE PER	TOTAL
TOTAL OTHER CHARGEABLES			**0.00**

SUMMARY OF CHARGEABLES

CASING AND DRILLING CHARGEABLES	**1,943.10**
HOURLY CHARGEABLES	**608.00**
CONSUMABLES, EQUIPMENT AND OTHER SUPLIES	**0.00**
OTHER CHARGEABLES	**0.00**
TOTAL BEFORE TAXES	**2,551.10**

Kluane Drilling Ltd.
14 MacDonald Rd., Whitehorse, Yukon Y1A 4L2
Tel: (867) 633-4800 Fax: (867) 633-3641
kluanedrilling@nothwestel.net

CLIENT:	BUSHMASTER EXPLORATION
CONT #	NFR 003
RIG #	N-2
HOLE #	130
FROM:	18-Jun-2008
TO:	21-Jun-2009
METERS DRILLED	300.23
COST OF HOLE	**$29,204.06**

CASING AND DRILLING CHARGEABLES

SIZE	METERS	DEPTH FROM	TO	METERS DRILLED	RATE P/M	TOTAL
NW	9.14	0	10	9.14	85.00	777.24
NTW	291.08	0	300	291.08	85.00	24,742.14
TOTAL CASING AND DRILLING CHARGEABLES						**25,519.38**

HOURLY CHARGEABLES

DESCRIPTION	HOURS	RATE P/H	TOTAL
MOVING	5.50	100.00	550.00
REAMING	6.00	136.00	816.00
STABILIZATION	10.50	136.00	1,428.00
TOTAL HOURLY CHARGEABLES			**2,794.00**

CONSUMABLES, EQUIPMENT AND OTHER SUPLIES

DESCRIPTION	QTY.	UNIT PRICE	TOTAL
CLAY SEAM	3	140.00	420.00
ROD GREASE	1	114.90	114.90
LINSEED SOAP	1	84.60	84.60
TORQ-EEZ	1	155.00	155.00
PLUS 15%			116.18
TOTAL CONSUMABLES, EQUIPMENT AND OTHER SUPLIES			**890.68**

OTHER CHARGEABLES

DESCRIPTION	UNITS	RATE PER	TOTAL
TOTAL OTHER CHARGEABLES			**0.00**

SUMMARY OF CHARGEABLES

CASING AND DRILLING CHARGEABLES	25,519.38
HOURLY CHARGEABLES	2,794.00
CONSUMABLES, EQUIPMENT AND OTHER SUPLIES	890.68
OTHER CHARGEABLES	0.00
TOTAL BEFORE TAXES	**29,204.06**

Kluane Drilling Ltd.
14 MacDonald Rd., Whitehorse, Yukon Y1A 4L2
Tel: (867) 633-4800 Fax: (867) 633-3641
kluanedrilling@nothwestel.net

CLIENT:	BUSHMASTER EXPLORATION
CONT #	NFR 003
RIG #	N-1
HOLE #	131
FROM:	19-Jun-2009
TO:	24-Jun-2009
METERS DRILLED	329.18
COST OF HOLE	**$38,928.42**

CASING AND DRILLING CHARGEABLES

SIZE	METERS	DEPTH FROM	TO	METERS DRILLED	RATE P/M	TOTAL
NW	**27.43**	0	10	10.00	85.00	**850.00**
		10	30	17.43	85.00	**1,481.72**
NTW	**301.75**	0	300	300.00	85.00	**25,500.00**
		300	500	1.75	126.00	**220.75**
TOTAL CASING AND DRILLING CHARGEABLES						**28,052.47**

HOURLY CHARGEABLES

DESCRIPTION	HOURS	RATE P/H	TOTAL
MOVING	3.00	100.00	**300.00**
REAMING	20.00	136.00	**2,720.00**
STABILIZATION	19.00	136.00	**2,584.00**
TESTING	2.00	136.00	**272.00**
PULLING/TRIP RODS (DUE TO GROUND CONDITIONS)	14.50	136.00	**1,972.00**
TOTAL HOURLY CHARGEABLES			**7,848.00**

CONSUMABLES, EQUIPMENT AND OTHER SUPLIES

DESCRIPTION	QTY.	UNIT PRICE	TOTAL
EXTREME NUMBER ONE 15KG	1	178.00	**178.00**
CLAY SEAM	5	140.00	**700.00**
TORQ-EEZ	6	155.00	**930.00**
EXTREME SUPER G BLUE	3	165.00	**495.00**
EXTREME SUPER G GOLD	2	165.00	**330.00**
PLUS 15%			**394.95**
TOTAL CONSUMABLES, EQUIPMENT AND OTHER SUPLIES			**3,027.95**

OTHER CHARGEABLES

DESCRIPTION	UNITS	RATE PER	TOTAL
TOTAL OTHER CHARGEABLES			**0.00**

SUMMARY OF CHARGEABLES

CASING AND DRILLING CHARGEABLES	**28,052.47**
HOURLY CHARGEABLES	**7,848.00**
CONSUMABLES, EQUIPMENT AND OTHER SUPLIES	**3,027.95**
OTHER CHARGEABLES	**0.00**
TOTAL BEFORE TAXES	**38,928.42**

Kluane Drilling Ltd.
14 MacDonald Rd., Whitehorse, Yukon Y1A 4L2
Tel: (867) 633-4800 Fax: (867) 633-3641
kluanedrilling@nothwestel.net

CLIENT:	BUSHMASTER EXPLORATION
CONT #	NFR 003
RIG #	N-2
HOLE #	132
FROM:	21-Jun-2009
TO:	29-Jun-2009
METERS DRILLED	460.25
COST OF HOLE	**$55,943.31**

CASING AND DRILLING CHARGEABLES

SIZE	METERS	DEPTH FROM	TO	METERS DRILLED	RATE P/M	TOTAL
NW	**9.14**	0	10	9.14	85.00	**777.24**
NTW	**335.28**	0	300	274.32	85.00	**23,317.20**
		300	500	60.96	126.00	**7,680.96**
BTW	**115.82**	0	300	21.11	85.00	**1,794.18**
		300	500	94.72	123.00	**11,650.07**
TOTAL CASING AND DRILLING CHARGEABLES						**45,219.65**

HOURLY CHARGEABLES

DESCRIPTION	HOURS	RATE P/H	TOTAL
MOVING	4.00	100.00	**400.00**
REAMING	10.50	136.00	**1,428.00**
STABILIZATION	24.00	136.00	**3,264.00**
TESTING	4.00	136.00	**544.00**
PULLING RODS (9 HRS BTW REDUCE)	14.00	136.00	**1,904.00**
TOTAL HOURLY CHARGEABLES			**7,540.00**

CONSUMABLES, EQUIPMENT AND OTHER SUPLIES

DESCRIPTION	QTY.	UNIT PRICE	TOTAL
CLAY SEAM	7	140.00	**980.00**
EXTREME NUMBER ONE	3	178.00	**534.00**
LINSEED SOAP	1	84.60	**84.60**
TORQ-EEZ	5	155.00	**775.00**
ROD GREASE	2	114.90	**229.80**
POLYMER -133X	1	165.00	**165.00**
PLUS 15%			**415.26**
TOTAL CONSUMABLES, EQUIPMENT AND OTHER SUPLIES			**3,183.66**

OTHER CHARGEABLES

DESCRIPTION	UNITS	RATE PER	TOTAL
TOTAL OTHER CHARGEABLES			**0.00**

SUMMARY OF CHARGEABLES

CASING AND DRILLING CHARGEABLES	**45,219.65**
HOURLY CHARGEABLES	**7,540.00**
CONSUMABLES, EQUIPMENT AND OTHER SUPLIES	**3,183.66**
OTHER CHARGEABLES	**0.00**
TOTAL BEFORE TAXES	**55,943.31**

Kluane Drilling Ltd.
14 MacDonald Rd., Whitehorse, Yukon Y1A 4L2
Tel: (867) 633-4800 Fax: (867) 633-3641
kluanedrilling@nothwestel.net

CLIENT:	BUSHMASTER EXPLORATION
CONT #	NFR 003
RIG #	N-1
HOLE #	133
FROM:	24-Jun-2009
TO:	28-Jun-2009
METERS DRILLED	304.80
COST OF HOLE	**$32,557.20**

CASING AND DRILLING CHARGEABLES

SIZE	METERS	DEPTH FROM	TO	METERS DRILLED	RATE P/M	TOTAL
NW	**7.62**	0	10	7.62	85.00	**647.70**
NTW	**297.18**	0	300	297.18	85.00	**25,260.30**
TOTAL CASING AND DRILLING CHARGEABLES						**25,908.00**

HOURLY CHARGEABLES

DESCRIPTION	HOURS	RATE P/H	TOTAL
MOVING	3.00	100.00	**300.00**
REAMING	17.50	136.00	**2,380.00**
STABILIZATION	14.00	136.00	**1,904.00**
TESTING	2.00	136.00	**272.00**
TOTAL HOURLY CHARGEABLES			**4,856.00**

CONSUMABLES, EQUIPMENT AND OTHER SUPLIES

DESCRIPTION	QTY.	UNIT PRICE	TOTAL
CLAY SEAM	2	140.00	**280.00**
EXTREME NUMBER ONE	2	178.00	**356.00**
TORQ-EEZ	4	155.00	**620.00**
ROD GREASE	2	114.90	**229.80**
EXTREME ENVIRO COTE	1	73.50	**73.50**
LINSEED SOAP	1	84.60	**0.00**
LIQUID POLY	1	165.00	**0.00**
PLUS 15%			**233.90**
TOTAL CONSUMABLES, EQUIPMENT AND OTHER SUPLIES			**1,793.20**

OTHER CHARGEABLES

DESCRIPTION	UNITS	RATE PER	TOTAL
TOTAL OTHER CHARGEABLES			**0.00**

SUMMARY OF CHARGEABLES

CASING AND DRILLING CHARGEABLES	**25,908.00**
HOURLY CHARGEABLES	**4,856.00**
CONSUMABLES, EQUIPMENT AND OTHER SUPLIES	**1,793.20**
OTHER CHARGEABLES	**0.00**
TOTAL BEFORE TAXES	**32,557.20**

Kluane Drilling Ltd.
14 MacDonald Rd., Whitehorse, Yukon Y1A 4L2
Tel: (867) 633-4800 Fax: (867) 633-3641
kluanedrilling@nothwestel.net

CLIENT:	BUSHMASTER EXPLORATION
CONT #	NFR 003
RIG #	N-1
HOLE #	134
FROM:	28-Jun-2009
TO:	30-Jun-2009
METERS DRILLED	274.32
COST OF HOLE	**$26,379.70**

CASING AND DRILLING CHARGEABLES

SIZE	METERS	DEPTH FROM	TO	METERS DRILLED	RATE P/M	TOTAL
NW	**13.72**	0	10	10.00	85.00	**850.00**
		10	30	3.72	85.00	**315.86**
NTW	**260.60**	0	300	260.60	85.00	**22,151.34**
TOTAL CASING AND DRILLING CHARGEABLES						**23,317.20**

HOURLY CHARGEABLES

DESCRIPTION	HOURS	RATE P/H	TOTAL
MOVING	2.50	100.00	**250.00**
REAMING	4.00	136.00	**544.00**
STABILIZATION	7.00	136.00	**952.00**
PULLING/TRIP RODS (DUE TO GROUND CONDITIONS)	3.00	136.00	**408.00**
TOTAL HOURLY CHARGEABLES			**2,154.00**

CONSUMABLES, EQUIPMENT AND OTHER SUPLIES

DESCRIPTION	QTY.	UNIT PRICE	TOTAL
CLAY SEAM	1	140.00	**140.00**
TORQ-EEZ	1	155.00	**155.00**
POLYMER -133X	3	165.00	**495.00**
PLUS 15%			**118.50**
TOTAL CONSUMABLES, EQUIPMENT AND OTHER SUPLIES			**908.50**

OTHER CHARGEABLES

DESCRIPTION	UNITS	RATE PER	TOTAL
TOTAL OTHER CHARGEABLES			**0.00**

SUMMARY OF CHARGEABLES

CASING AND DRILLING CHARGEABLES	**23,317.20**
HOURLY CHARGEABLES	**2,154.00**
CONSUMABLES, EQUIPMENT AND OTHER SUPLIES	**908.50**
OTHER CHARGEABLES	**0.00**
TOTAL BEFORE TAXES	**26,379.70**

Kluane Drilling Ltd.
14 MacDonald Rd., Whitehorse, Yukon Y1A 4L2
Tel: (867) 633-4800 Fax: (867) 633-3641
kluanedrilling@nothwestel.net

CLIENT:	**BUSHMASTER EXPLORATION**
CONT #	**NFR 003**
RIG #	**N-1**
HOLE #	**134**
FROM:	**1-Jul-2001**
TO:	**1-Jul-2009**
METERS DRILLED	**12.19**
COST OF HOLE	**$2,124.32**

CASING AND DRILLING CHARGEABLES

SIZE	METERS	DEPTH FROM	DEPTH TO	METERS DRILLED	RATE P/M	TOTAL
NW	**0.00**	0	10	0.00	85.00	**0.00**
		10	30	0.00	85.00	**0.00**
NTW	**12.19**	0	300	12.19	85.00	**1,036.32**
TOTAL CASING AND DRILLING CHARGEABLES						**1,036.32**

HOURLY CHARGEABLES

DESCRIPTION	HOURS	RATE P/H	TOTAL
REAMING	6.00	136.00	**816.00**
TESTING	2.00	136.00	**272.00**
TOTAL HOURLY CHARGEABLES			**1,088.00**

CONSUMABLES, EQUIPMENT AND OTHER SUPLIES

DESCRIPTION	QTY.	UNIT PRICE	TOTAL
PLUS 15%			**0.00**
TOTAL CONSUMABLES, EQUIPMENT AND OTHER SUPLIES			**0.00**

OTHER CHARGEABLES

DESCRIPTION	UNITS	RATE PER	TOTAL
			0.00
TOTAL OTHER CHARGEABLES			**0.00**

SUMMARY OF CHARGEABLES

CASING AND DRILLING CHARGEABLES	**1,036.32**
HOURLY CHARGEABLES	**1,088.00**
CONSUMABLES, EQUIPMENT AND OTHER SUPLIES	**0.00**
OTHER CHARGEABLES	**0.00**
TOTAL BEFORE TAXES	**2,124.32**

Kluane Drilling Ltd.
14 MacDonald Rd., Whitehorse, Yukon Y1A 4L2
Tel: (867) 633-4800 Fax: (867) 633-3641
kluanedrilling@nothwestel.net

CLIENT:	BUSHMASTER EXPLORATION
CONT #	NFR 003
RIG #	N-2
HOLE #	135
FROM:	29-Jun-2009
TO:	30-Jun-2009
METERS DRILLED	163.07
COST OF HOLE	**$16,191.36**

CASING AND DRILLING CHARGEABLES

SIZE	METERS	DEPTH FROM	TO	METERS DRILLED	RATE P/M	TOTAL
NW	**6.10**	0	10	6.10	85.00	**518.16**
NTW	**156.97**	0	300	156.97	85.00	**13,342.62**
TOTAL CASING AND DRILLING CHARGEABLES						**13,860.78**

HOURLY CHARGEABLES

DESCRIPTION	HOURS	RATE P/H	TOTAL
MOVING	2.00	100.00	**200.00**
REAMING	1.00	136.00	**136.00**
STABILIZATION	3.00	136.00	**408.00**
WATER SUPLY	3.00	100.00	**300.00**
PULLING/TRIP RODS (DUE TO GROUND CONDITIONS)	1.00	136.00	**136.00**
TOTAL HOURLY CHARGEABLES			**1,180.00**

CONSUMABLES, EQUIPMENT AND OTHER SUPLIES

DESCRIPTION	QTY.	UNIT PRICE	TOTAL
ROD GREASE	1	114.90	**114.90**
POLYMER - 133X	3	165.00	**495.00**
ENVIROMAT ROLL	1	128.00	**128.00**
LINSEED SOAP	1	84.60	**84.60**
EXTREME NUMBER ONE	1	178.00	**178.00**
PLUS 15%			**150.08**
TOTAL CONSUMABLES, EQUIPMENT AND OTHER SUPLIES			**1,150.58**

OTHER CHARGEABLES

DESCRIPTION	UNITS	RATE PER	TOTAL
TOTAL OTHER CHARGEABLES			**0.00**

SUMMARY OF CHARGEABLES

CASING AND DRILLING CHARGEABLES	**13,860.78**
HOURLY CHARGEABLES	**1,180.00**
CONSUMABLES, EQUIPMENT AND OTHER SUPLIES	**1,150.58**
OTHER CHARGEABLES	**0.00**
TOTAL BEFORE TAXES	**16,191.36**

Kluane Drilling Ltd.
14 MacDonald Rd., Whitehorse, Yukon Y1A 4L2
Tel: (867) 633-4800 Fax: (867) 633-3641
kluanedrilling@nothwestel.net

CLIENT:	**BUSHMASTER EXPLORATION**
CONT #	**NFR 003**
RIG #	**N-2**
HOLE #	**135**
FROM:	**1-Jul-2009**
TO:	**3-Jul-2009**
METERS DRILLED	**133.50**
COST OF HOLE	**$16,436.04**

CASING AND DRILLING CHARGEABLES

SIZE	METERS	DEPTH FROM	TO	METERS DRILLED	RATE P/M	TOTAL
NTW	**133.50**	0	300	133.50	85.00	**11,347.70**
TOTAL CASING AND DRILLING CHARGEABLES						**11,347.70**

HOURLY CHARGEABLES

DESCRIPTION	HOURS	RATE P/H	TOTAL
MOVING	2.00	100.00	**200.00**
REAMING	5.00	136.00	**680.00**
STABILIZATION	10.50	136.00	**1,428.00**
WATER SUPLY	1.50	100.00	**150.00**
TESTING	2.00	136.00	**272.00**
PULLING/TRIP RODS (DUE TO GROUND CONDITIONS)	7.00	136.00	**952.00**
TOTAL HOURLY CHARGEABLES			**3,682.00**

CONSUMABLES, EQUIPMENT AND OTHER SUPLIES

DESCRIPTION	QTY.	UNIT PRICE	TOTAL
CLAY SEAM	2	140.00	**280.00**
EXTREME NUMBER ONE	1	178.00	**178.00**
POLYMER - 133X	1	178.00	**178.00**
REAMING SHELL	1	386.40	**386.40**
BENTONITE (50LBS)	5	14.50	**72.50**
HAZ-MAT	1	128.00	**128.00**
PLUS 15%			**183.44**
TOTAL CONSUMABLES, EQUIPMENT AND OTHER SUPLIES			**1,406.34**

OTHER CHARGEABLES

DESCRIPTION	UNITS	RATE PER	TOTAL
TOTAL OTHER CHARGEABLES			**0.00**

SUMMARY OF CHARGEABLES

CASING AND DRILLING CHARGEABLES	**11,347.70**
HOURLY CHARGEABLES	**3,682.00**
CONSUMABLES, EQUIPMENT AND OTHER SUPLIES	**1,406.34**
OTHER CHARGEABLES	**0.00**
TOTAL BEFORE TAXES	**16,436.04**

Appendix 1: Drill Logs

Legend for Drill Logs

Colour coldes

BL	black
BL	blue
BR	brown
BU	beige/buff
GN	green
GY	grey
OC	ochre
OR	orange
PG	pink-green
PI	pink
PU	purple
RE	red
WH	white
YE	yellow

Coulour Modifier

L	light
D	dark

Oxidation codes

0	Absent
1	Only at fractures
2	<5cm from fracture
3	>5cm from fracture
4	Complete oxidation

Texture codes

A	angular clasts
BA	banded
BL	bleached
BX	brecciated
C	clast supported
EG	equigranular
FA	faulted
FB	flow banded
FO	foliated
FP	fine grained porpyritic
FX	fractured
GO	gougy
HF	hornfelsic
M	mixt angular and sub-rounded clasts
M	generic monomyct
MA	massive
MO	mottled
P	generic polimyct
PO	porphyritic
R	rounded clasts
S	sub-rounded clasts
SE	seriate
VU	vuggy
X	matrix supported
Z	mixed or altered

Grain size codes

VF	very fine-grained (no xx visible)
FG	fine-grained (<1mm)
MG	medium-grained (1-2mm)
CG	coarse-grained (2-5 mm)
VC	very coarse-grained (>5mm)

Structure codes

APF	Axial plane of fold
AXF	Fold axis
BRX	Brecciation
CAP	Protocataclasite 10-50% matrix
CAT	Cataclasite 50-90% matriz
CAU	Ultracataclasite >90% matriz
CCL	Crenulation cleavage
CLV	Cleavage
CRN	Crenulation
CTC	Contact
DYK	Dyke
FAU	Fault
FOF	Folded foliation (fold limbs)
FOL	Foliation
FOM	Mylonite 50-90% matrix
FOP	Protomytlonite 10-50% matrix
FOU	Ultramylonite >90% matrix
FRC	Fracture
FRC	Fracture
GOU	gouge
JOI	Joint
LAY	Layering
LIN	Mineral Lineation
LIN	Left-reverse
LIT	lineation
LNO	Left-Normal
LSS	Left-strike slip
MFO	Foliation magmatic
RIN	Right-reverse
RNO	Right-Normal
RSS	Right-Strike slip
SHR	Shear
SLI	Slickenlines
XEN	Xenolith

Infill codes

BA	banded
Bl	edge blurring
BO	boudines/boudinages
BR	braided
CE	cement
CL	clip
DS	discontinuous
EE	en-echelon
FF	fault filling veins/veinlets
MA	massive
MV	microveinlets
NS	non systematic
PL	planar
SI	sigmoidal
SP	sub-parallel
ST	stockwork
TR	triangular
VU	vuggy

Occurance codes

BAN	banded
BLC	Bleached
BLE	blebby
DIS	disseminated
EUH	euhedral
FFL	fracture-filled
FGR	fine grained
LAM	laminated
MAS	massive
NET	network
OVP	Overprint
PAT	patchy
PER	pervasive
PHE	phenocrysts
PSM	pseudomorphic
SEL	the selvage is thicker than the tickness of the vein
SHE	subhedral
VSE	at the vein/veinlet selvages
VUG	vuggy

Intensity

i	complete
m	moderate
s	strong
w	weak
tr	trace

Mineral codes

act	actinolite
alb	albite
alu	alunite
amp	amphibole
and	andalusite
anh	anhydrite
ank	ankerite
anr	anorthite
apa	apatite
arg	argentite
asp	arsenopyrite
azu	azurite
bar	barite
bbo	bornite boxwork
bcp	chalcopyrite boxwork
bio	biotite
bor	bornite
bpy	pyrite boxwork
cal	calcite
chc	chalcocite
chl	chlorite
cla	clay
cov	covellite
cpx	clinopyroxene
cpy	chalcopyrite
crb	carbonate
crd	cordierite
cuw	copper wad
dio	diopside
dol	dolomite
epi	epidote
fds	feldspar
feo	Iron oxide
flu	fluorite
fmo	ferrimolybdite
fus	fuschite
gli	glassy limonite
goe	goethite
grp	graphite
grt	garnet
gyp	gypsum
hbl	hornblende
hem	hematite
ill	illite
ilm	ilmenite
jar	jarosite
kao	kaolinite
kfs	k-feldspar
lim	limonite
maf	mafics
mal	malachite
mar	marcarsite
mcr	microcline
mno	manganese oxide

Mineral codes

mol	molybdenite
mox	molybdenite-ox
mte	magnetite
mus	muscovite
nag	silver
nau	gold
ncu	copper
nte	tellurium
pla	plagioclase
prl	pyrophyllite
prt	pyrrhotite
prx	pyroxene
pyr	pyrite
pyx	pyrite-ox
qtz	quartz
rea	realgar
rod	rhodocrosite
rut	rutile
ser	sericite
shl	scheelite
sid	siderite
sme	smectite
sox	oxidized sulph
spe	specularite
sph	sphalerite
spl	spinel
stb	stibnite
sul	sulphides
sux	sulphides-ox
ten	tenorite
tlc	talc
top	topaz
trm	tremolite
ttn	titanite
ttr	tetrahedrite
tur	tourmaline
unk	unknown
zoi	zoisite

Lithology codes

AGR	Alkali feldspar granite
AMP	Amphibolite
AND	Andesite
APL	Aplite
AQS	Alkalifeldspar quartz syenite
ASY	Alkali Feldspar Syenite
BAS	Basalt
BRX	Generic breccia
DAC	Dacite
DIO	Diorite
DYK	dyke
FAU	Fault
FBX	Fault breccia
FIN	generic **Felsic Intrusive**
GBR	Gabbro
GNE	Gneiss
GRA	Granite
GRD	Granodiorite
GRF	Granofels
GRN	granitoid
HBX	Hydrothermal (Phreatic) breccia
IBX	Intrusive breccia
INI	generic **Intermediate Intrusive**
M_GRA	Meta-Granite
MAI	generic **Mafic Intrusive**
MDI	Monzodiorite/Monzogabbro
MGR	Microgranite
MON	Monzonite
MSK	Mineralized Skarn
NRC	No Recovery
PPF	Feldspar Porphyry
QDI	Quartz diorite
QFP	Quartz Feldspar Porphyry
QGR	Quartz rich granitoids (generic term)
QMO	Quartz monzonite
QSY	Quartz syenite
QUA	Quartzite
REW	Reworked Overburden
RHY	Rhyolite
SBX	Sulphide Breccia
SZN	Sulphide Zone
SCH	Schist
SLT	Slate
SYE	Syenite
TON	Tonalite
UNK	Unknown
VEI	vein

Drill Hole Summary

Property:	Nucleus		
Zone:	Nucleus		
Drill Hole ID:	GRD09-129		
UTM Easting:	379500	**Elevation (m):**	869
UTM Northing:	6913723	**Azimuth:**	1
(NAD 83, Zone 8)		**Dip:**	-50
Depth (m):	272.8		
Drill Contractor:	Kluane Drilling Ltd.	**Logged by:**	W. Barnes
Date Started:	15-Jun-09	**Date Started:**	16-Jun-09
Date Completed:	19-Jun-09	**Date Completed:**	21-Jun-09
Core Size:	NTW		

Dataset	Hole_ID	Logged_by	Date_Logged	Ox_From	Ox_To	OXIDATION	Lith_From	Lith_To	Litho	Litho-1	Litho-2	% qtz Phenocryst	% fds Phenocryst	COLOUR	COLOUR Mod	Grain Size	Texture-1	Texture-2	BxClast_1	BxClast_2	Lithology Description	Dominant Alteration	Dominant Alteration Style(occurance)	Dominant Alteration Intensity	Alteration of Mafic minerals	Style_1	Intensity_1	Alteration of Mafic minerals_2	Style_2	Intensity_2	Alteration of Felsic minerals	Style_3	Intensity_3	Alteration of Felsic minerals_2	Style_4	Intensity_4	Overprint	Style_5	Intensity_5	Alteration Description
Nucleus	GRD09-129	W. Barnes	6/21/2009	0	7.62	3	0	1.92	REW	cla	qtz										Composed of broken, rounded microgranite material and clay mud.																			
Nucleus	GRD09-129	W. Barnes	6/21/2009	7.62	18.9	2	1.92	7.06	MGR	fds	qtz		5	WH		MG	PO	BL			Typical bleached microgranite in the oxide zone. Unit contains 4-6% feldspar phenocrysts 2-3mm in size and subhedral in shape. Some phenocrysts are altered to sericite. Matrix is mostly composed of feldspar and quartz which is lineated. Some feldspars are altered to clay while some have been silicified. Unit is moderately oxidized with limonite on fractures, within veins and stringers and some selvages of the veins and stringers. Minor clay selvage around some veins. Unit is highly fractured.	qtz	DIS	w							qtz	DIS	w	cla	DIS	w				Minor clay selvages and sericite alteration of phenocrysts.
Nucleus	GRD09-129	W. Barnes	6/21/2009	18.9	19.94	3	7.06	8.66	SCH	chl	cla			GN	D	FG	FO	FX			Unit is highly altered with most of the original characteristics of the rock obliterated. Unit is mostly composed of chlorite and clay with minor quartz and secondary biotite. The chlorite present is probably from the alteration of biotite. The clay present is from the alteration of feldspars and possibly some chlorite/biotite. Minor felsic bands present. Unit is moderately oxidized with limonite on fractures, within veins and stringers, and some selvages.	chl	BAN	s	chl	BAN	s	cla	DIS	w	cla	DIS	m						
Nucleus	GRD09-129	W. Barnes	6/21/2009	19.94	22.31	2	8.66	25.68	SCH	bio	qtz			GY	D	FG	FO				Unit has changed in alteration. Unit was once a biotite quartz schist. Most of the biotite has been altered to sericite or could be original muscovite. Minor fine dark biotite remains. In spots mainly on selvages of veins, stringers, fractures, sericite and biotite are clay altered. Some feldspars have been altered to sericite and clay as well. Minor augens present could be stretched amphiboles altered to chlorite and sericite. Spotty 2-3mm sericite altered garnets present. Unit is moderately oxidized with limonite on fractures, within veins and stringers, and some selvages. Many small granitic and microgranitic dikes present following foliation.	ser	BAN	m	ser	BAN	s	cla	SEL	w	ser	BAN	m	cla	SEL	w				
Nucleus	GRD09-129	W. Barnes	6/21/2009	22.31	23.41	3	25.68	28.56	QFP	fds	qtz	5	35	OR		VF	PO	BL			Minor disseminated dark oxidized sulphides. Patchy pervasive limonite throughout.	cla	PER	s							cla	PER	s	cla	PHE	i				
Nucleus	GRD09-129	W. Barnes	6/21/2009	23.41	24.1	2	28.56	39.47	SCH	bio	qtz			GY	D	FG	FO				Back into a biotite schist with minor quartz and feldspars. Most of the biotite looks fresh with some secondary biotite and sericite altered biotite. Some selvages of some veins and stringers is clay altered. Some feldspars are altered to clay and sericite. Spotty siliceous replacement of clays and mafics. Rare rolled altered garnets present. Minor disseminated pyrite and pyrite on fractures. Moderate to weak oxidation with oxidation decreasing down the hole. Limonite on fractures, within stringers and veins and on selvages. PPF dikes from 29.46m to 29.65m and from 31.29m to 31.49m. Microgranite dike from 33.79m to 33.95m. Some very small microgranite dikes present following foliation. Most of the dikes are very siliceous.	ser	BAN	w	ser	BAN	w	cla	SEL	w	ser	BAN	w	cla	SEL	w				
Nucleus	GRD09-129	W. Barnes	6/21/2009	24.1	24.6	3	39.47	40.34	SCH	amp	qtz			GN	D	CG	FO				Unit was an amphibolite schist interval but alteration has obliterated some of the characteristics of the rock. Relect amphiboles present but altered to chlorite, minor biotite present and could be primary or secondary from the alteration of amphiboles. Quartz is present surrounding the relict amphiboles and as bands. Minor disseminated pyrite present. Unit is weakly to moderately oxidized with limonite on fractures, within veins and stringers and minorly in selvages.	chl	BAN	s	chl	BAN	s	bio	BAN	w									
Nucleus	GRD09-129	W. Barnes	6/21/2009	24.6	25.13	2	40.34	41.5	SCH	bio	qtz			GY		FG	FO	BL			Alteration has obliterated most of the original characteristics of the rock. Most biotite and feldspars have been silicified or altered to clay then silicified. Minor clay remains. Down the hole biotite bands start increases and silicification decreases. Minor disseminated pyrite. Unit is moderately oxidized with limonite on fractures, within veins and stringers and selvages.	qtz	PER	s	qtz	PER	s	cla	BAN	w	qtz	PER	m	cla	BAN	w				
Nucleus	GRD09-129	W. Barnes	6/21/2009	25.13	28.85	3	41.5	43.97	SCH	bio	qtz			GN	D	FG	FO				Biotite quartz schist that is altered. Some of the biotite has been altered to chlorite and sericite. Some biotite could be secondary. Minor feldspars have been altered to clay and sericite. Selvages of some veins are clay altered. Minor disseminated pyrite. Minor felsic bands. Weakly oxidized with limonite on fractures and within veins and stringers and minor selvage widths. Microgranite dikes from 43.19m to 43.34m.	chl	BAN	s	chl	BAN	s	ser	BAN	tr	cla	DIS	w	ser	DIS	w				
Nucleus	GRD09-129	W. Barnes	6/21/2009	28.85	34.01	2	43.97	44.6	SCH	qtz				WH		FG	BL	FO			Unit is completely silcified and original rock type is unknown. Unit could be a silicified version of the above unit. Some spotty sericite seen in remnant foliation. Minor pyrite and limonite also seen along the foliation. Limonite also present on fractures and within veins and stringers. Unit is highly fractured.	qtz	PER	i	qtz	PER	i	ser	DIS	tr	qtz	PER	s	ser	DIS	tr				

Dataset	Hole_ID	Logged_by	Date_Logged	Ox_From	Ox_To	OXIDATION	Lith_From	Lith_To	Litho	Litho-1	Litho-2	% qtz Phenocryst	% fds Phenocryst	COLOUR	COLOUR Mod		Grain Size	Texture-1	Texture-2	BxClast_1	BxClast_2	Lithology Description	Dominant Alteration	Dominant Alteration Style(occurance)	Dominant Alteration Intensity	Alteration of Mafic minerals		Style_1	Intensity_1	Alteration of Mafic minerals_	Style_2	Intensity_2	Alteration of Felsic minerals		Style_3	Intensity_3	Alteration of Felsic minerals_2	Style_4	Intensity_4	Overprint	Style_5	Intensity_5	Alteration Description
Nucleus	GRD09-129	W. Barnes	6/21/2009	34.01	34.42	3	44.6	45.75	SCH	bio	qtz			GN	D		FG	FO				Back into a biotite quartz schist. There is lesser quartz and feldspar than biotite. Some of the biotite has been altered to chlorite. Patchy bands have been silicified. Minor relict amphiboles at the start of the unit have been altered to chlorite. Rare garnets present altered to chlorite or clay. Feldspars present altered to clay. Minor disseminated pyrite. Weak oxidation with limonite on fractures and with some veins and stringers and minor selvage widths.	chl	BAN	s	chl	BAN	s	qtz	BAN	w	cla	BAN	w							
Nucleus	GRD09-129	W. Barnes	6/21/2009	34.42	45.76	2	45.75	46.15	SCH	cla				OR	D		FG	FO				Alteration and oxidation have obliterated the original characteristics of the rock. All mafics and any feldspars have been altered to clay and minor sericite. Only minor quartz remains. Foliation is still evident. Pervasive limonite throughout.	cla	PER	i	cla	PER	i	ser	BAN	tr	cla	PER	s	ser	BAN	tr				
Nucleus	GRD09-129	W. Barnes	6/21/2009	45.76	46.15	4	46.15	48.15	SCH	bio	qtz			GN	D		FG	FO				Back into a biotite quartz schist. Some of the biotite has been altered to chlorite and minor clay. Some feldspars have been altered to clay. Minor felsic bands present. Minor rolled porphyroblasts and chlorite altered garnets. Spotty amphiboles present altered to chlorite. Minor disseminated pyrite and pyrite on fractures. Weakly oxidized with limonite mainly on fractures and within veins and stringers. Small microgranite dike from 46.15m to 46.25m.	chl	BAN	m	chl	BAN	m	cla	BAN	w	cla	BAN	w							
Nucleus	GRD09-129	W. Barnes	6/21/2009	46.15	59.82	2	48.15	49.36	SCH	bio	qtz			GY			FG	FO	BL			Unit has transitioned into a different alteration. Unit was a biotite quartz schist before. Now some of the biotite has been replaced by quartz and sericite. Most feldspars that were present have also been silicified. Alteration decreases down the hole. Minor pyrite is disseminated and on fractures. Oxidation has increased with limonite on fractures, within veins and stringers and patchy through the host rock.	qtz	BAN	m	qtz	BAN	m	ser	BAN	w	qtz	BAN	m	ser	BAN	tr				
Nucleus	GRD09-129	W. Barnes	6/21/2009	59.82	64.56	3	49.36	50.35	SCH	bio	qtz			BL			FG	FO				Biotite quartz schist. Unit is mostly composed of biotite with lesser quartz and feldspar. Some biotite has been altered to sericite and other clays. Some bands of biotite have been silicified. Some minor disseminated pyrite and blebs of pyrite. Oxididation is weak with limonite on fractures, within stringers and veins and minor selvages.	qtz	BAN	w	qtz	BAN	w	ser	BAN	w	ser	BAN	w	qtz	BAN	tr				
Nucleus	GRD09-129	W. Barnes	6/21/2009	64.56	79	1	50.35	50.75	GRA	qtz	fds			WH			CG	EG				Typical granite mostly composed of feldspars with lesser quartz and mafics. Minor feldspars have been altered to sericite. Mafics have been completely altered to biotite. The last third of the unit is stained pink, possibly from hematite. Minor disseminated pyrite and chalcopyrite, sometimes associated with the biotite.	ser	DIS	w	bio	DIS	i				ser	DIS	w							
Nucleus	GRD09-129	W. Barnes	6/21/2009	79	97.08	0	50.75	51.82	SCH	bio	qtz			PU	D		FG	FO				Back into a biotite quartz schist. Biotite present is secondary and is being replaced by quartz and increases in silicification down hole. Minor clay alteration of some biotite and feldspars. Minor disseminated pyrite and banded pyrite along the foliation. Unit is weak to moderately oxidized with limonite on fractures within stringers and veins and some selvages.	bio	BAN	m	bio	BAN	m	qtz	BAN	m	qtz	BAN	w	cla	BAN	w				
Nucleus	GRD09-129	W. Barnes	6/21/2009	97.08	112.46	1	51.82	52.63	SCH	bio	qtz			GY	L		FG	FO	BL			Unit is similar to above except for the increase in silicification of the unit. Almost all the biotite and feldspars have been silicfied. Minor clay still present and spotty secondary biotite. Sections with abundant sulphides leached into the schist possibly associated with a quartz vein from 51.92m to 52.00m. Moderately oxidized with limonite on fractures, within stringers and veins and selvages.	qtz	PER	s	qtz	PER	s	bio	BAN	w	qtz	PER	s	cla	BAN	w				
Nucleus	GRD09-129	W. Barnes	6/21/2009	112.46	118.32	0	52.63	53.07	MGR	fds	qtz			BU			MG	BL				Typical microgranite. Unit is mostly composed of feldspar and quartz. Some feldspars are altered to clay and sericite. Unit is moderately oxidized with limonite staining the host rock especially along the contacts with the schist. Minor disseminated and blebby dark sulphides and pyrite.	cla	DIS	w							cla	DIS	w	ser	DIS	tr				
Nucleus	GRD09-129	W. Barnes	6/21/2009	118.32	118.87	1	53.07	55.47	SCH	bio	qtz			GY			FG	BL	FO			Alteration has obliterated most of the original characteristics of the rock. Most biotite and feldspars have been replaced by quartz. Minor purple secondary biotite remains. Silicification increases down hole. Minor sections of clay still present from the alteration of feldspars and biotite. Unit may have been clay altered then silicfied. Minor disseminated pyrite present. Pyrite and possibly arsenopyrite present on some fractures. Unit is moderately oxidized with limonite mainly on fractures, within veins and stringers and selvages.Minor patchy staining of the host rock also especially towards the contact with the lower dike. Minor small granitic intrusions present following foliation.	qtz	PER	s	qtz	PER	s	bio	BAN	w	qtz	PER	s	cla	DIS	w				

Dataset	Hole_ID	Logged_by	Date_Logged	Ox_From	Ox_To	OXIDATION	Lith_From	Lith_To	Litho	Litho-1	Litho-2	% qtz Phenocryst	% fds Phenocryst	COLOUR	COLOUR Mod	Grain Size	Texture-1	Texture-2	BxClast_1	BxClast_2	Lithology Description	Dominant Alteration	Dominant Alteration Style(occurance)	Dominant Alteration Intensity	Alteration of Mafic minerals	Style_1	Intensity_1	Alteration of Mafic minerals_2	Style_2	Intensity_2	Alteration of Felsic minerals	Style_3	Intensity_3	Alteration of Felsic minerals_2	Style_4	Intensity_4	Overprint	Style_5	Intensity_5	Alteration Description
Nucleus	GRD09-129	W. Barnes	6/21/2009	118.87	120.56	0	55.47	60.71	QFP	fds	qtz	5	30	GY		VF	PO				Oxidized QFP. Unit contains 30% feldspar phenocrysts 1-5mm in size and subhedral to euhedral in shape. Most of the feldspar phenocrysts have been clay altered. Down the hole the feldspar phenocrysts decrease or are masked by the alteration and oxidation. May have crossed into a PPF. Unit also contains 4-6% quartz eyes 2-4mm subhedral in shape. Some quartz eyes have been replaced or partially replaced by pyrite, chalcopyrite and limonite. Matrix is aphanitic and clay altered with silicified sections. Unit contains minor disseminated pyrite and chalcopyrite. Unit is moderately to strongly oxidized with limonite on fractures, within veins and stringers and patchy pervasive through the host rock. Some limonite selvages of some veins present.	cla	PER	m							cla	PER	m	cla	PHE	m	qtz	BLE	tr	
Nucleus	GRD09-129	W. Barnes	6/21/2009	120.56	125.43	1	60.71	64.82	SCH	qtz	bio			OR	L	FG	BL	FO			Alteration and oxidation have obilterated most of the characteristics of the original rock. Unit was a biotite quartz schist to begin with. Most of the biotite has been silcified with some altered to sericite. Down hole the silicification of biotite decreases and secondary biotite increases. Any feldspars present have been altered to quartz and sericite. Foliation still evident. Unit is moderately to strongly oxidized with limonite on fractures, within stringers and veins and selvages. Unit is stained orange and red from some limonite and hematite. Staining decreases down hole.	qtz	PER	s	qtz	PER	s	ser	DIS	w	qtz	PER	m	ser	DIS	w	hem	BLE	w	
Nucleus	GRD09-129	W. Barnes	6/21/2009	125.43	272.8	0	64.82	66.85	PPF	fds	qtz	0.1	35	GY		VF	PO				Crowded feldspar porphyry dike. Unit is composed of 35% feldspar phenocrysts 1-4mm in size and subhedral to euhedral in shape. Most feldspar phenocrysts are altered to sericite and other clays. Minor feldspar phenocrysts are altered then replaced by sulphides. Rare 1-2mm quartz eyes present subhedral in place. Many small black sulphide specks present could be replaced quartz eyes. Matrix is aphanitic and mostly composed of sericite/clays and weak quartz. Sericite is from the alteration of feldspars giving a slight green stinge to the rock. Quartz present could be primary or some weak alteration. Unit is weakly oxidized with limonite mainly on fractures and within stringers and veins. Pyrite and dark sulphides are disseminated and in blebs.	ser	PER	m							ser	PER	m	ser	PHE	i				
Nucleus	GRD09-129	W. Barnes	6/21/2009				66.85	72.82	SCH	bio	qtz			PU	D	FG	FO				Biotite quartz schist with minor feldspars and rare amphiboles. Most biotite appears primary metamorphic. Some biotite has been silicified with minor bands of chlorite present. Some feldspars have been silicified with some altered to sericite. Minor amphiboles present have been altered to chlorite. Minor disseminated pyrite, chalcopyrite and rare pyrrhotite. Unit is weakly oxidized with limonite mainly on fractures and in spotty stringers. Small microgranite dike from 67.87m to 67.96m parallel to foliation.	qtz	BAN	m	qtz	BAN	m	chl	BAN	w	qtz	BAN	m	ser	BAN	w				
Nucleus	GRD09-129	W. Barnes	6/21/2009				72.82	75.72	SCH	bio	qtz			PU	D	FG	FO				Altered section of the biotite quartz schist. Patchy sections are near pervasive silicification of any biotite or feldspars. Some section contain relict amphiboles altered to biotite. From 74.47m to 74.75m look like a sheared mafic layer or blasted schist as it is mostly composed of secondary biotite and lesser rolled feldspars and quartz. Unit is about a 50/50 mixture of silicified schist and biotite altered quartz flooded amphibole schist. Minor disseminated pyrite, chalcopyrite and pyrrhotite. Unit is weakly oxidized with limonite mainly on fractures and within few stringers. Microgranite unit at the start from 72.82m to 73.05m.	qtz	BAN	s	qtz	BAN	s	bio	BAN	w	qtz	BAN	s							
Nucleus	GRD09-129	W. Barnes	6/21/2009				75.72	78.43	SCH	amp	qtz			GN	D	MG	FO				Unit contains more relict amphiboles now. Some secondary biotite still present. Unit is mostly composed of amphiboles, biotite, quartz and minor feldspars. Most of the amphiboles have been altered to chlorite with some altered to biotite. Minor secondary biotite has been altered to chlorite. Patchy epidote present from the alteration of feldspars and mafics. Minor disseminated pyrite and chalcopyrite. Spotty limonite seen on some fractures.	chl	BAN	m	chl	BAN	m	bio	BAN	m	epi	BLE	w							
Nucleus	GRD09-129	W. Barnes	6/21/2009				78.43	79.73	SCH	bio	qtz			PU	D	FG	FO				Unit has transitioned into a biotite quartz schist with minor feldspars and rare amphiboles. Some biotite has been altered to secondary biotite and chlorite. Spotty amphiboles present have been altered to chlorite. Minor felsic bands present composed of quartz and feldspars. Some disseminated pyrite, chalcopyrite and pyrrhotite. Some fractures have pyrite and chalcopyrite. Minor limonite on some fractures.	bio	BAN	w	bio	BAN	m	chl	BAN	w										

Dataset	Hole_ID	Logged_by	Date_Logged	Ox_From	Ox_To	OXIDATION	Lith_From	Lith_To	Litho	Litho-1	Litho-2	% qtz Phenocryst	% fds Phenocryst	COLOUR	COLOUR Mod	Grain Size	Texture-1	Texture-2	BxClast_1	BxClast_2	Lithology Description	Dominant Alteration	Dominant Alteration Style(occurance)	Dominant Alteration Intensity	Alteration of Mafic minerals	Style_1	Intensity_1	Alteration of Mafic minerals_	Style_2	Intensity_2	Alteration of Felsic minerals	Style_3	Intensity_3	Alteration of Felsic minerals_2	Style_4	Intensity_4	Overprint	Style_5	Intensity_5	Alteration Description
Nucleus	GRD09-129	W. Barnes	6/21/2009				79.73	82.33	SCH	bio	qtz			BR	D	FG	FO				Unit has changed slightly. Most of the biotite is now secondary purple/brown colour. Minor silcification of some biotite especially on vein selvages. Minor biotite is altered to epidote. Minor feldspars are altered to sericite and epidote. Minor yellowish clays present. Some pyrite, chalcopyrite and pyrrhotite is disseminated, blebs and on fractures. Microgranite dike present from 80.63m to 80.90m.	bio	BAN	m	bio	BAN	m	qtz	SEL	w	ser	BAN	w	epi	BLE	w				
Nucleus	GRD09-129	W. Barnes	6/21/2009				82.33	83.49	MSK	qtz	ser					CG	MA				Typical mineralized skarn interval loaded with massive pyrrhotite and blebs of chalcopyrite. Unit also contains large quartz crystals with some minor clays/sericite and possible tremolit. Original protolith is unknown. Minor stringers of chalcopyrite x-cut the pyrrhotite. Unit starts off with massive boxwork vuggy pyrite and then enters the pyrrhotite zone. At the end of the interval is another massive boxwork pyrite zone and then massive quartz. Visible gold was seen in a chalcopyrite bleb.																				
Nucleus	GRD09-129	W. Barnes	6/21/2009				83.49	86.01	SCH	qtz	bio			GY		FG	FO	BL			Back into a biotite quartz schist. Alteration has masked most of the original characteristics of the rock. Some of the biotite has been replaced by quartz in bands. Minor biotite has been altered to clay. Some purple secondary biotite remains. Most feldspars have been silicified as well with some altered to clay. Alteration decreases down hole. Minor disseminated pyrrhotite, pyrite and chalcopyrite. A few microgranite dikes present from 84.98m to 85.10m, 85.38m to 85.55m, 85.83m to 85.91m.	qtz	BAN	s	qtz	BAN	m	bio	BAN	m	qtz	BAN	s	cla	BAN	w				
Nucleus	GRD09-129	W. Barnes	6/21/2009				86.01	90.74	SCH	bio	qtz			PU	D	FG	FO				Slightly mottled biotite quartz feldspar schist. Most biotite is secondary purple with some primary. Spotty silicification of some biotite and feldspars especially along vein selvages. Spotty epidote alteration. Minor disseminated pyrite, chalcopyrite and pyrhhotite. Also mineralization on some fractures. Microgranite dike from 86.98m to 87.02m.	bio	BAN	s	bio	BAN	s	qtz	SEL	w	qtz	SEL	w	epi	BLE	w				
Nucleus	GRD09-129	W. Barnes	6/21/2009				90.74	91.35	MSK	qtz	chl			GY		CG	BL				Possible mineralized skarn interval. Unit is mostly composed of crystalline quartz with minor chlorite, feldspars and secondary biotite. Unit could also be a vein or highly altered intrusive. Chlorite looks to be altering biotite. Minor sericite seen as well. Unit contains blebs of pyrite and chalcopyrite. Minor disseminated pyrrhotite present. Possible bornite and magnetite present. Similar to some more quartz rich massive sections labelled skarn in holes from 2008.	chl	BLE	m	chl	BLE	m	ser	BLE	w									
Nucleus	GRD09-129	W. Barnes	6/21/2009				91.35	96.95	SCH	bio	qtz			GN	D	MG	FO				Unit is a more fresh looking biotite quartz schist with minor feldspars. Minor sections contain amphiboles. Some biotite appears secondary and some altered to chlorite. Most amphiboles are altered to chlorite and maybe biotite. Spotty epidote halo around some veins. Minor disseminated pyrite and chalcopyrite and trace of disseminated pyrrhotite. Small granitic dike from 92.04m to 92.23m.	chl	BAN	m	chl	BAN	m	bio	BAN	w	epi	SEL	tr							
Nucleus	GRD09-129	W. Barnes	6/21/2009				96.95	98.57	SCH	amp	qtz			GN	D	MG	FO				Unit dominated by foliated amphiboles ranging in size from fine grained to very coarse grained. Some biotite was present as well as quartz and minor feldspar. Amphiboles and biotite have been altered to chlorite and secondary biotite. Minor felsic bands present with some feldspars altered to epidote. Some epidote selvage around some veins. Some small felsic looking bands are crystalline and look like fine grained granites. Some minor disseminated pyrite, pyrrhotite and trace of chalcopyrite.	chl	BAN	s	chl	BAN	s	bio	BAN	w	epi	BAN	tr	epi	SEL	tr				
Nucleus	GRD09-129	W. Barnes	6/21/2009				98.57	101.31	FAU	cla				GY		FG	FA				Extremely clay gouge altered sheared schist. All feldspars and most biotite has been altered to clay. Still able to call the unit a schist, but it is a definite fault.	cla	BAN	s	cla	BAN	s				cla	BAN	s							
Nucleus	GRD09-129	W. Barnes	6/21/2009				101.31	103.04	SCH	bio	qtz			PU		FG	FO				Back into more competant schist. Unit was primarily a biotite quartz feldspar schist. Proximity to fault has altered the unit. Biotite has been altered to secondary biotite then clay. Most feldspars have been altered to clay. Patchy epidote alteration of biotite and feldspars also present. Epidote selvage on some veins as well. Minor disseminated pyrite.	cla	BAN	m	cla	BAN	m	bio	BAN	m	cla	BAN	m	epi	BLE	w				
Nucleus	GRD09-129	W. Barnes	6/21/2009				103.04	105	SCH	qtz	chl			GN		FG	FO	MO			Alteration has obliterated most of the characteristics of the rock. Unit has a vague look of the tiger stripe unit with clay and silica alteration seen around some skarn zones. Most biotite has been altered to chlorite and clays and epidote. Unit contained minor amphiboles which are now chlorite altered. Feldspars have been altered to clay and epidote. Some clays have been silicified and some have a quartz overprint. Foliation is evident. Some foliation bands are rich in pyrite with lesser chalcopyrite and possible arsenopyrite.	cla	BAN	m	cla	BAN	m	epi	BAN	w	cla	BAN	m	epi	BAN	w	qtz	BLE	w	

Dataset	Hole_ID	Logged_by	Date_Logged	Ox_From	Ox_To	OXIDATION	Lith_From	Lith_To	Litho	Litho-1	Litho-2	% qtz Phenocryst	% fds Phenocryst	COLOUR	COLOUR Mod		Grain Size	Texture-1	Texture-2	BxClast_1	BxClast_2	Lithology Description	Dominant Alteration	Dominant Alteration Style(occurance)	Dominant Alteration Intensity	Alteration of Mafic minerals		Style_1	Intensity_1	Alteration of Mafic minerals_	Style_2	Intensity_2	Alteration of Felsic minerals	Style_3	Intensity_3	Alteration of Felsic minerals_2	Style_4	Intensity_4	Overprint	Style_5	Intensity_5	Alteration Description
Nucleus	GRD09-129	W. Barnes	6/21/2009				105	108.71	SCH	amp	qtz			GN	D		MG	FO				Unit is composed of amphiboles, quartz, biotite and feldspars. Unit is not quite an amphibolite schist. Unit runs in and out of biotite schist and amphibolite schist sections. Most of the amphiboles and biotite have been altered to chlorite and secondary biotite. Spotty quartz replacment and epidote alteration as well. Some feldspars have been altered to epidote. Some disseminated pyrite, pyrrhotite and chalcopyrite. Some minor sections or bands look intrusive.	chl	BAN	m	chl	BAN	m	bio	BAN	m	epi	BLE	w							
Nucleus	GRD09-129	W. Barnes	6/21/2009				108.71	110.62	SCH	amp	qtz			GN	D		CG	FO				Similar to the above unit, but the amount of relict amphiboles have increased. Biotite banded sections have decreased. Unit appears quartz flooded with amphiboles flooting in quartz and minor feldspars. Some secondary biotite present. Amphiboles are chlorite altered and some altered to biotite. Amphibole grains range from fine grained to very coarse grained. Minor primary biotite have been altered to chlorite and biotite. Unit is a possibly sheared intrusion. Pyrite, pyrrhotite and chalcopyrite occur as blebs and disseminated and also on fractures. Minor epidote present.	chl	DIS	s	chl	DIS	s	bio	DIS	w	epi	BLE	w							
Nucleus	GRD09-129	W. Barnes	6/21/2009				110.62	118.23	SCH	bio	qtz			GN	D		FG	FO				Back into a more normal looking schist or mylonite. Unit is mostly composed of biotite and quartz with lesser feldspar. Some biotite has been altered to secondary biotite in bands and minor chlorite. Some feldspars and biotite have been altered to epidote. Some epidote selvage around some stringers altering biotite and feldspars. Rare amphiboles present altered to chlorite. Minor felsic bands present. Minor disseminated pyrite, pyrrhotite and chalcopyrite. A few microgranite dikes present of various sizes from 112.24m to 112.48m, 114.94m to 115.14m, 115.71m to 116.02m 116.62m to 116.65m and some very small ones. Most are porphyritic.	chl	BAN	w	bio	BAN	w	epi	BAN	w	epi	SEL	tr							
Nucleus	GRD09-129	W. Barnes	6/21/2009				118.23	119.5	FAU	cla	qtz			GY				FA	FO			Faulted schist unit where most biotite and feldspars have been sheared to clay. Minor quartz and quartz banding remains. Shearing followed foliation. Minor secondary biotite remains.	cla	PER	s	cla	PER	s	bio	BAN	w	cla	PER	s							
Nucleus	GRD09-129	W. Barnes	6/21/2009				119.5	120.66	SCH	bio	qtz			PU	D		MG	FO				Unit has been put under more strain. Unit was a quartz biotite schist with minor feldspars. Biotite has been altered to coarser secondary biotite and spotty epdiote. Some feldspars have also been altered to epidote. Quartz banding has started stretched and pulled apart. Slight mylonitic texture seen. Some minor disseminated pyrite, chalcopyrite and pyrrhotite.	bio	BAN	i	bio	BAN	i	epi	DIS	tr	epi	DIS	tr							
Nucleus	GRD09-129	W. Barnes	6/21/2009				120.66	123.11	UNK	bio	qtz			PU	D		CG	FO				Unit Similar to the above unit but put under more strain as the unit portrays a mylonitic texture. Quartz bands have been pulled apart. Quartz grains and some feldspar grains are rolled around bands of secondary biotite. Unit probably was a schist then more strain on the rock occured. Seconday biotite is probably from the alteration of biotite. Some feldspars are clay altered. Pyrrhotite is disseminated and blebby. Minor disseminated pyrite. Microgranite dikes present from 121.43m to 121.65m, 121.89m to 121.92m, 122.22m to 122.47m, 122.52m to 122.55m.	bio	BAN	i	bio	BAN	i				cla	DIS	w							
Nucleus	GRD09-129	W. Barnes	6/21/2009				123.11	123.82	SCH	bio	qtz			PU	D		MG	FO				Unit is more schist like now with quartz banding. Some mylonitic textures seen. Quartz bands are being pulled apart and some forming boudins and sweats. Biotite present is secondary probably from the alteration of primary biotite. Minor sericite alteration of some biotite and feldspars. Pyrrhotite is disseminated and blebs sometimes with chalcopyrite. Minor disseminated chalcopyrite and pyrite. A couple of granitic units from 123.11m to 123.21m and 123.43m to 122.48m. Granitic sections look to blend in with the schist meaning the granite sections could be the protolith.	bio	BAN	i	bio	BAN	i	ser	DIS	tr	ser	DIS	w							
Nucleus	GRD09-129	W. Barnes	6/21/2009				123.82	124.31	GRA	fds	qtz			GY	L		CG	EG				More typical looking granite mostly composed of feldspar and quartz with minor mafics. Minor feldspars are altered to sericite. Mafics look altered to biotite. Minor disseminated pyrrhotite and chalcopyrite.	bio	DIS	i	bio	DIS	i				ser	DIS	w							
Nucleus	GRD09-129	W. Barnes	6/21/2009				124.31	126.6	SCH	bio	qtz			PU	D		MG	FO				Unit is mostly composed of secondary biotite after primary biotite with quartz and minor feldspars. Some feldspars are altered to feldspars. Some quartz bands are pulled apart and occur as grains and sweats showing a mylonitic texture. Unit was under more strain than the regular schist. Minor sections look more like a foliated schist. Some quartz bands remain intact with some minor pinching. Some boudins present. Pyrrhotite is disseminated and blebby. Minor disseminated pyrite and chalcopyrite. Some possible amphiboles present now altered to biotite and chlorite.	bio	BAN	i	bio	BAN	i	chl	DIS	tr	cla	DIS	w							

Dataset	Hole_ID	Logged_by	Date_Logged	Ox_From	Ox_To	OXIDATION	Lith_From	Lith_To	Litho	Litho-1	Litho-2	% qtz Phenocryst	% fds Phenocryst	COLOUR	COLOUR Mod	Grain Size	Texture-1	Texture-2	BxClast_1	BxClast_2	Lithology Description	Dominant Alteration	Dominant Alteration Style(occurance)	Dominant Alteration Intensity	Alteration of Mafic minerals	Style_1	Intensity_1	Alteration of Mafic minerals_	Style_2	Intensity_2	Alteration of Felsic minerals	Style_3	Intensity_3	Alteration of Felsic minerals_2	Style_4	Intensity_4	Overprint	Style_5	Intensity_5	Alteration Description
Nucleus	GRD09-129	W. Barnes	6/21/2009				126.6	126.91	M_GRA	fds	qtz			GY		MG	FO				Navy blue gray unit that is foliated. Unit is very feldsic dominantly composed of sheared feldspar and quartz. Some feldspars have been altered to clay (kaolinite). No mafics seen but a blue soft mineral possibly chlorite or some sort of clay. Possibly a mylonite. Some blebby pyrite and pyrrhotite following foliation. Some minor chalcopyrite also present usually associated with chalcopyrite.	cla	BAN	m	cla	BAN	m	chl	BAN	m	cla	BAN	w							
Nucleus	GRD09-129	W. Barnes	6/21/2009				126.91	127.21	SCH	bio	fds			PU		FG	FO				Unit was a biotite feldspar quartz schist. Unit has been sheared and the biotite has been altered to secondary biotite. Some feldspars have been altered to clay. Minor quartz sweats present. Some minnor dissemiated and blebby pyrite following foliation. Minor chalcopyrite disseminated mainly associated with pyrite. Unit is possibly a mylonite or sheared xenolith within a granite.	bio	BAN	s	bio	BAN	s	cla	BAN	w	cla	BAN	s							
Nucleus	GRD09-129	W. Barnes	6/21/2009				127.21	127.96	GRA	fds	qtz			GY	L	CG	EG				More typical and fresher granite composed of feldspars and quartz with minor mafics. Some feldspars have been altered to sericite and clay. All primary mafics have been altered to biotite. Minor disseminated pyrite and pyrrhotite.	ser	DIS	w	bio	DIS	i				ser	DIS	w	cla	DIS	w				
Nucleus	GRD09-129	W. Barnes	6/21/2009				127.96	129.1	SCH	bio	qtz			PU	D	CG	FO				Sheared biotite quartz schist or granitoid. Unit may have been a intrusive then a schist and then almost a mylonite. Foliation still evident. Banding still present. Most quartz bands have some sort of deformation. Some are stretched and pulled apart, some quartz sweats, some boudins. Biotite present is secondary. Minor feldspars altered to clay. Pyrrhotite is disseminated and blebby. Chalcopyrite tends to be associated with it.	bio	BAN	i	bio	BAN	i				cla	DIS	w							
Nucleus	GRD09-129	W. Barnes	6/21/2009				129.1	130.08	UNK	bio	qtz			PU	D	CG	FO				Unit is a possible mylonite with quartz and feldspar grains wrapped by secondary biotite. The biotite weaves its way through the unit. Minor quartz bands remain but are highly deformed, discotinuous and now some are quartz sweats. Pyrrhotite occurs as blebs and disseminated. Minor chalcopyrite is associated with the pyrrhotite. Mylonite orientation evident. Small granitic section present from 129.81m to 129.91m. Granite is fresh, but could be the protolith before the shear.	bio	BAN	i	bio	BAN	i	ser	DIS	tr	ser	DIS	tr							
Nucleus	GRD09-129	W. Barnes	6/21/2009				130.08	131.18	UNK	bio	fds			BR	D	MG	MO				Alteratio has obliterated most of the original characteristics of the rock. Unit looks like it was similar to the above unit but contained more feldspars tha quartz. Most of the feldspars have been altered to clay. The biotite present is secondary and some has been altered to clay. Another small granitic unit is present from 130.55m to 130.69m. Unit is fairly fresh and contains a xenolith of the host rock. Spotty sections within the mylonite look like a metagranite. Pyrite is disseminated and blebby.	cla	DIS	s	bio	BAN	m	cla	BAN	m	cla	DIS	s							
Nucleus	GRD09-129	W. Barnes	6/21/2009				131.18	134.01	UNK	bio	fds			PU	D	CG	FO				Back into and intensely sheared granite/schist mylonite. Unit starts off looking like a schist but most of the unit contains feldspar and quartz grains wrapped around by the weaving secondary biotite. Secondary biotite is probably from primary biotite. Patchy sections the feldspars are altered to clay as withe some of the biotite. Pyrrhotite and minor pyrite and chalcopyrite are disseminated. A couple of small felsic bands look like metagranites.	bio	BAN	s	bio	BAN	s	cla	DIS	w	cla	DIS	w							
Nucleus	GRD09-129	W. Barnes	6/21/2009				134.01	135.39	GRA	fds	qtz			GY	L	CG	EG				Typical fresher granite composed of feldspars and quartz with minor mafics. Some feldspars have been altered to sericite and spotty kaolinite. Original mafics have been altered to biotite. Minor disseminated pyrrhotite and pyrite.	bio	DIS	i	bio	DIS	i				ser	DIS	w	kao	DIS	tr				
Nucleus	GRD09-129	W. Barnes	6/21/2009				135.39	140.29	SCH	bio	qtz			PU	D	MG	FO				Unit seems to be a mixture of schist and myolinite or intensely sheared granite or schist (mylonite) sections. There are sections of banding and sections of discontinuous banding and sections of feldspar and quartz grains wrapped by biotite. Felsic bands are stretched, pulled apart, forming boudins and sweats. Patchy sections have the feldspars altered to kaolinite. Minor small metagranite sections present. Unit contains disseminated and blebby pyrrhotite. Minor disseminated pyrite and chalcopyrite present.	bio	BAN	i	bio	BAN	i				kao	DIS	w							
Nucleus	GRD09-129	W. Barnes	6/21/2009				140.29	141.61	UNK	bio	qtz			PU	D	CG	FO				Back into one of those intense shear zones of granite/schist forming a mylonite. Biotite is secondary again probably from primary and is wrapping around quartz and feldspar grains like crenulation. Faint lineation seen, but no quartz or feldspar grains seem rolled. Rare quartz sweats present. Some feldspars are altered to clay. Possble amphiboles were present as spotty chlorite present and crystal shape roughly similar.Minor disseminated pyrite, pyrrhotite and chalcopyrite.	bio	PER	i	bio	PER	i	chl	DIS	tr	cla	DIS	w							

Dataset	Hole_ID	Logged_by	Date_Logged	Ox_From	Ox_To	OXIDATION	Lith_From	Lith_To	Litho	Litho-1	Litho-2	% qtz Phenocryst	% fds Phenocryst	COLOUR	COLOUR Mod		Grain Size	Texture-1	Texture-2	BxClast_1	BxClast_2	Lithology Description	Dominant Alteration	Dominant Alteration Style(occurance)	Dominant Alteration Intensity	Alteration of Mafic minerals		Style_1	Intensity_1	Alteration of Mafic minerals_	Style_2	Intensity_2	Alteration of Felsic minerals		Style_3	Intensity_3	Alteration of Felsic minerals_2	Style_4	Intensity_4	Overprint	Style_5	Intensity_5	Alteration Description
Nucleus	GRD09-129	W. Barnes	6/21/2009				141.61	142.77	SCH	bio	qtz			PU	D	MG	FO					Unit has become less mylonitized and is more schist like with banding. Unit was dominantly biotite and quartz with lesser feldspars. All the biotite has been altered to secondary biotite and spotty clay. Some feldspars have been altered to clay. Some quartz bands are discontinuous sweats. Spotty sections have the same texture as the above unit. Minor disseminated pyrite and pyrrhotite.	bio	BAN	i	bio	BAN	i	cla	DIS	tr	cla	DIS	w							
Nucleus	GRD09-129	W. Barnes	6/21/2009				142.77	144.76	SCH	bio	qtz			PU	D	FG	FO					Back into a normal foliated schist with minor felsic bands. Unit was composed of biotite quartz and minor feldspars. Most of the biotite has been altered to secondary biotite with spotty biotite altered to chlorite and epidote. Spotty feldspars altered to clay and epidote. Pyrite is disseminated along the foliation. Trace of disseminated chalcopyrite present.	bio	BAN	i	bio	BAN	i	chl	DIS	tr	cla	DIS	tr	epi	DIS	tr				
Nucleus	GRD09-129	W. Barnes	6/21/2009				144.76	146.54	UNK	bio	fds			PU	D	MG	FO	MO				Another highly sheared possible mylonitic unit. Unit is mostly composed of secondary biotite, feldspars and quartz in rough banded sections and sections where biotite is weaving through quartz and feldspar crystals. Felsic bands are mostly discontinuous sweats or boudins and are abundant in sections. Some biotite has been altered to sericite and spotty chlorite. Some feldspars have been altered to sericite and other clays. Unit starts with rough banding then into the feldspar quartz wrapped by biotite sections then rough bands at the end, possible differing shear intensities. The center of the section is felsic rich or highly altered as it is mostly quartz, feldspars and clay with spotty secondary biotite. Pyrite is disseminated with some having a limonite halo.	bio	BAN	s	bio	BAN	s	ser	BAN	w	cla	BAN	w	ser	BAN	w				
Nucleus	GRD09-129	W. Barnes	6/21/2009				146.54	150.64	SCH	qtz				GY	L	FG	FO	BL				Alteration has obliterated most of the characteristics of the rock. Intense silicfication has masked most textures. Unit looks like a schist with foliation but could be a mylonite. Minor specks of secondary biotite seen. From 147.69m to 147.89m is a section with some secondary biotite and remnant feldspar grains altered to clay. This could be what the unit was originally. Minor disseminated pyrite, pyrrhotite and chalcopyrite.	qtz	PER	i	qtz	PER	i	bio	DIS	tr	qtz	PER	i	cla	DIS	tr				
Nucleus	GRD09-129	W. Barnes	6/21/2009				150.64	151.32	UNK	qtz	bio			PU	D	MG	MO					Section is highly altered and difficult to identify any major characteristics. Unit starts and ends in a granitoid unit with graphic texture. In the middle is a possible mylonite with secondary biotite with feldspar and quartz grains and discontinuous bands. Large quartz vein present in the center. Some feldspars have been altered to clay. Slight foliation or mylonite orientaction is evident. Unit contains sericite as well. Unit contains blebs and disseminated pyrite and pyrrhotite.	bio	BAN	s	bio	BAN	s	cla	BAN	w	cla	BAN	w	ser	BAN	w				
Nucleus	GRD09-129	W. Barnes	6/21/2009				151.32	151.92	SCH	qtz				GY	L	FG	BL	FO				Similar to the quartz rich schist above. Could be a silicified mylonite or silcified schist. Pervasive quartz. Upper unit grades into this one. Minor secondary biotite at the start. Unit is less mineralized and bands of clay and chlorite present.	qtz	PER	s	qtz	PER	s	bio	BAN	w	qtz	PER	s	cla	BAN	w				
Nucleus	GRD09-129	W. Barnes	6/21/2009				151.92	156.46	QFP	fds	qtz	5	27	GY		VF	PO					Unit contains 20-30% feldspar phenocrysts 1-10mm in size and most euhedral in shape. Almost all are altered to clay, spotty large ones are zoned and some are replaced by sulphides. Unit contains 5% quartz eyes 2-3mm in size with some replaced by sulphides. Matrix is aphanitic and contains mostly quartz and clay. Most of the feldspars within the matrix have been silicified. Unit contains disseminated pyrite and chalcopyrite and minor blebs of pyrite.	qtz	PER	s							qtz	PER	s	cla	PHE	s				
Nucleus	GRD09-129	W. Barnes	6/21/2009				156.46	157.36	SCH	bio	qtz			YE	D	MG	FO	MO				Alteration has obliterated most of the original characteristics of the rock. Sections of the rock look schist like and others like the previous mylonite stuff with biotite wrapping quartz and feldspar grains. Unit is composed of secondary biotite, quartz and feldspars. Definite clay alteration present presumably of some feldspars and biotite. Yellow stain to the clay giving a tiger stripe look with the dark biotite. Yellow stain could be limonite or ankerite.	bio	BAN	s	bio	BAN	s	cla	BAN	w	cla	BAN	m	qtz	BAN	w				
Nucleus	GRD09-129	W. Barnes	6/21/2009				157.36	158.6	MSK	qtz				WH		VC	VU					Large vuggy with massive boxwork pyrite section quartz section or vein just before the mineralized skarn zone. Unit starts with massive boxwork pyrite the goes into the vuggy quartz the another massive boxwork pyrite zone intersection then more quartz and then grades into the lower mineralized skarn. Pyrrhotite blebs encountered within. Within some of the quartz vugs and boxwork pyrite is a blue mineral, soft, platy and could covellite or flourite. Chalcopyrite also seen.	cla	BAN	w	cla	BAN	w				cla	BAN	w							Alteration at the start of the interval where minor sections of the schist were encountered.
Nucleus	GRD09-129	W. Barnes	6/21/2009				158.6	160.59	MSK	qtz	chl					CG	MA					Typical mineralized skarn interval with massive pyrrhotite with blebs and stringers of chalcopyrite. Minor bornite seen. At the end of the interval was a massive boxwork pyrite section. Unable to determine what the original unit was. Large quartz crystals present. A couple of bands of chlorite present from the alteration of biotite.	bio	BAN	w	bio	BAN	w												

Dataset	Hole_ID	Logged_by	Date_Logged	Ox_From	Ox_To	OXIDATION	Lith_From	Lith_To	Litho	Litho-1	Litho-2	% qtz Phenocryst	% fds Phenocryst	COLOUR	COLOUR Mod	Grain Size	Texture-1	Texture-2	BxClast_1	BxClast_2	Lithology Description	Dominant Alteration	Dominant Alteration Style(occurance)	Dominant Alteration Intensity	Alteration of Mafic minerals	Style_1	Intensity_1	Alteration of Mafic minerals_	Style_2	Intensity_2	Alteration of Felsic minerals	Style_3	Intensity_3	Alteration of Felsic minerals_2	Style_4	Intensity_4	Overprint	Style_5	Intensity_5	Alteration Description
Nucleus	GRD09-129	W. Barnes	6/21/2009				160.59	161.59	SCH	cla	qtz			BU	D	FG	FO	BL			Alteration has obliterated most of the original characteristics of the rock. No mafics present as they were all altered to clay. Any feldspars present probably have been altered to clay. The clay has a pale yellow colour and with some dark sulphides gives the rock a tiger stripe look. Weak siliceous overprint. Unit contains blebs of pyrrhotite, disseminated dark sulphides and pyrite along foliation and minor chalcopyrite.	cla	BAN	s	cla	BAN	i				cla	BAN	m				qtz	BLE	w	
Nucleus	GRD09-129	W. Barnes	6/21/2009				161.59	161.98	MSK	qtz	cla					MG	MA				Another mineralized skarn zone. Unit starts with massive boxwork pyrite and the other half is massive pyrrhotite. Blebs of chalcopyrite are seen in both sections but more in the pyrrhotite section. Minor chalcopyrite stringers x-cutting the zone. Unit also contains quartz, clays and possible feldspars and limonite.	cla	BLE	w	cla	BLE	w				cla	BLE	w							
Nucleus	GRD09-129	W. Barnes	6/21/2009				161.98	162.51	MSK	qtz	chl			GY		MG	VU				Another quartz rich zone before some massive skarn mineralization. Massive boxwork pyrite sections and massive pyrrhotite sections. Not as vuggy as the previous zone. Some chlorite present looking like it altered biotite. Blebs of chalcopyrite are seen more in the pyrrhotite zones. Minor bornite seen and limonite within some vugs of the boxwork pyrite.	chl	BLE	s	chl	BLE	s													
Nucleus	GRD09-129	W. Barnes	6/21/2009				162.51	164.87	MSK	qtz	chl			GY	D	VC	MA				Back into the massive pyrrhotite mineralized skarn. Large quartz crystals present some rimmed by chalcopyrite. Some chlorite present altering some sort of amphiboles. Unit is mostly massive pyrrhotite with blebs of chalcopyrite and chalcopyrite stringers. From 164.34m to 164.87m the amount of massive pyrrhotite decreases and boxwork and massive pyrite shows up plus more quartz.	chl	BLE	s	chl	BLE	s													
Nucleus	GRD09-129	W. Barnes	6/21/2009				164.87	166.68	SCH	qtz	cla			BU	D	FG	FO	BL			Back into another tiger stripe colour unit. Minor secondary purple remains in bands. Most feldspars and biotite have been altered to clay and then silicified in sections. Clay has a yellow colour to it. Some fine dark sulphides occur along the foliation giving the tiger stripe colour. Few massive sections of pyrite.	cla	BAN	m	cla	BAN	s	bio	BAN	w	cla	BAN	m	qtz	BAN	m				
Nucleus	GRD09-129	W. Barnes	6/21/2009				166.68	167.17	MSK	qtz	fds			BU	D	MG	VU				Another quartz rich zone with sulphides related to the skarn. Unit is vuggy with some limonite in fill. Unit contains mostly quartz with some possible feldspars and clay. Massive boxwork pyrite present with grains being fine grained to very coarse. Blebby chalcopyrite is present mostly on its own within the quartz.	cla	BLE	w							cla	BLE	w							
Nucleus	GRD09-129	W. Barnes	6/21/2009				167.17	167.93	GRA	fds	qtz			BU		CG	FO				Unit looks like a foliated granite, but has some schist textures. Unit was mostly composed of feldspars and quartz with minor mafics. Unit looks to have a relict crystalline texture. Some feldspars have been altered to clay and stained yellow. Some feldspars have been silicified possibly from the veining. Any mafics have been altered to clay. Unit has a rough tiger stripe look to it with the yellow clays. Pyrite, sulphides and chalcopyrite are disseminated along the foliation. Small microgranite unit from 167.83m to 167.93m.	qtz	BAN	m	qtz	BAN	m	cla	BAN	m	qtz	BAN	m	cla	BAN	w				
Nucleus	GRD09-129	W. Barnes	6/21/2009				167.93	168.87	GRA	fds	qtz			BU		CG	EG				Equigranular granite composed mainly of feldspar and quartz with minor mafics. Some feldspar are altered to clay ad some clays are a yellow colour. Most mafics were altered to clay. Minor secondary purple biotite present, but could be from a few schist xenoliths present. Minor disseminated chalcopyrite and pyrite.	cla	DIS	m	cla	DIS	s	bio	DIS	w	cla	DIS	m							
Nucleus	GRD09-129	W. Barnes	6/21/2009				168.87	170.15	SCH	qtz	cla			GY	L	FG	FO	BL			Alteration has masked most of the original texture of the rock. Unit may have been a felsic schist or a biotite feldspar quartz schist. Minor purple secondary biotite present probably from primary biotite. Any feldspars or mafics were mostly altered to clay giving the bleached look. Minor disseminated pyrite and chalcopyrite. A few granitic sections present from 169.36m to 169.49m and from 169.66m to 169.72m.	cla	BAN	s	cla	BAN	s	bio	DIS	w	cla	BAN	s							
Nucleus	GRD09-129	W. Barnes	6/21/2009				170.15	170.84	GRA	fds	qtz			GN	L	CG	EG				Typical granite mostly composed of feldspar and quartz with minor mafics. Some feldspars have been altered to sericite giving a green hue to the rock. Mafics that were present have all been altered to biotite and some biotite has been altered to clay. Minor disseminated pyrite.	ser	DIS	m	bio	DIS	m	cla	DIS	m	cla	DIS	m							
Nucleus	GRD09-129	W. Barnes	6/21/2009				170.84	171.87	UNK	bio	qtz			PU	D	CG	MO				Some spotty sericite alteration of feldspars preset. Some minor disseminated pyrite and pyrrhotite. Small microgranite dike from 171.00m to 171.11m	bio	BAN	s	bio	BAN	s	ser	DIS	w	ser	DIS	w							
Nucleus	GRD09-129	W. Barnes	6/21/2009				171.87	172.61	GRA	fds	qtz			WH		CG	EG	BL			Typical granite composed of feldspar and quartz with minor mafics. Some feldspars are being altered to sericite. Original mafics have been altered to biotite and then some biotite was altered to clay. Minor disseminated pyrite and pyrrhotite. Towards the end of the unit the granite becomes bleached. Upper contact is brecciated.	ser	DIS	w	bio	DIS	m	cla	DIS	m	ser	DIS	w							

Dataset	Hole_ID	Logged_by	Date_Logged	Ox_From	Ox_To	OXIDATION	Lith_From	Lith_To	Litho	Litho-1	Litho-2	% qtz Phenocryst	% fds Phenocryst	COLOUR	COLOUR Mod	Grain Size	Texture-1	Texture-2	BxClast_1	BxClast_2	Lithology Description	Dominant Alteration	Dominant Alteration Style(occurance)	Dominant Alteration Intensity	Alteration of Mafic minerals	Style_1	Intensity_1	Alteration of Mafic minerals_	Style_2	Intensity_2	Alteration of Felsic minerals	Style_3	Intensity_3	Alteration of Felsic minerals_2	Style_4	Intensity_4	Overprint	Style_5	Intensity_5	Alteration Description
Nucleus	GRD09-129	W. Barnes	6/21/2009				172.61	173.19	UNK	bio	fds			PU	D	FG	MO				Similar to the other unknown units encountered in this hole. Loaded with secondary biotite and this one with fine grained porphyroblasts of feldspar and quartz. Unit also contains some large quartz sweats. Possible mylonite. Again the unit is mottled from the surrounding intrusions and fault breccia below.	bio	BAN	s	bio	BAN	s				cla	DIS	w							
Nucleus	GRD09-129	W. Barnes	6/21/2009				173.19	174.25	GRA	fds	qtz			GY	L	CG	EG				Typical granite composed of feldspars and quartz and minor mafics. Unit contains a fault and is in contact with a breccia causing the unit to be highly altered. Some feldspars have been altered to clay. The original mafics were altered to biotite but now most biotites have been altered to clay. Minor disseminated pyrite present.	cla	DIS	s	cla	DIS	s	bio	DIS	w	cla	DIS	s						
Nucleus	GRD09-129	W. Barnes	6/21/2009				174.25	175.95	FBX	qtz	cla			GY			S	M	SCH	GRA	Fault breccia. Highly altered clasts (mostly quartz and clay), sub-rounded. Minor recognizable granite clasts grading into more schist clasts downhole. Matrix is composed of grey clay, silica and dark fine grained sulphides. 40% matrix and 60% clasts. Local patchy pyr with minor cpy. Upper contact is sharp, lower contact with clay altered BRX is gradational.	cla	PAT	s												qtz	PAT	s	
Nucleus	GRD09-129	W. Barnes	6/21/2009				175.95	177.03	FBX	cla	qtz			BU	L	FG	C		SCH	GRA	Weaker fault breccia, more of a crackle breccia. Strongly to intensely clay altered. Less quartz than above fault breccia. More schist clasts. Clast supported. Patchy sul and sul stringers. Strongly fractured. Difficult to tell boundaries between rock types, possibly intermixed SCH and GRA.	cla	PER	i															
Nucleus	GRD09-129	W. Barnes	6/21/2009				177.03	177.94	FAU	cla	bio			GY	D	MG	FA				Faulted amphibolite (or amphibolite SCH). Some secondary biotite. Highly fractured core. Moderate calcite veinlets.	cla	PER	m	bio	PAT	m														
Nucleus	GRD09-129	W. Barnes	6/21/2009				177.94	178.31	MGR	qtz	fds			WH		FG	EG				Silicified MGR. Mostly equigranular with occasional phenocrysts.	qtz	PER	s																
Nucleus	GRD09-129	W. Barnes	6/21/2009				178.31	180.7	AMP	amp	chl			GN	D	MG	MA				Chlorite altered AMP, (partial alteration of amp grains). Moderate calcite veins. 3% spotty and disseminated pyr. Lower contact with FAU is broken. Still see remanent, faint foliation.	chl	PER	m	bio	BAN	w														Patches of biotite alteration, often banded.
Nucleus	GRD09-129	W. Barnes	6/21/2009				180.7	181.23	FAU	amp	chl			GN	D	FG	FA				Faulted chl altered AMP. Very crumbly, pieces of cal veins are visible.	cla	PER	m	chl	PER	m														
Nucleus	GRD09-129	W. Barnes	6/21/2009				181.23	182.56	SCH	cla	qtz			BU	L	FG					Deformed SCH still faulted to 181.36 m. Strongly clay altered with very weak foliation. Local qtz-rich breccia, 10 cm wide. Minor granitic units throughout with clay alteration.	cla	PER	s							kao	FFL	s							
Nucleus	GRD09-129	W. Barnes	6/21/2009				182.56	185.14	SCH	bio	qtz			PU	D	MG	FO				Weakly foliated SCH with weak mylonitic texture. The SCH is sheared close to upper and lower contacts. Minor MGR unit within SCH.	qtz	BAN	m	bio	BAN	m														
Nucleus	GRD09-129	W. Barnes	6/21/2009				185.14	185.63	MGR	qtz	fds			WH		MG	EG				Mostly equigranular with occasioal fds phenos. No mafics and silicesus. Larger qtz sulphide vein near lower contact with SCH.	qtz	PER	s																
Nucleus	GRD09-129	W. Barnes	6/21/2009				185.63	187.82	SCH	qtz	bio			PU	D	MG	FO	BL			Bleached SCH with minor (< 10 cm) MGR unit. Minor biotite present.	qtz	PER	S	bio	BAN	w														
Nucleus	GRD09-129	W. Barnes	6/21/2009				187.82	189.07	MGR	qtz	fds			WH		FG	EG				Locally crumbly MGR (possible minor fault?). Crumbly/fractured MGR appears brecciated. MGR is more competent near lower contact with SCH. Local clay alteration and silicification.	qtz	PAT	S							cla	FFL	s							
Nucleus	GRD09-129	W. Barnes	6/21/2009				189.07	192	SCH	qtz	bio			PU	L	FG	FO	BL			Clay altered SCH with local patchy silicification. Moderate to intense bleaching. Locally crumbly core (near clay alteration). May be foliated MGR with patchy bio alteration.	qtz	PAT	s	cla	PAT	m				cla	PAT	m							
Nucleus	GRD09-129	W. Barnes	6/21/2009				192	197.73	MGR	qtz	fds			BU	L	FG	FP				Moderately clay altered porphyritic MGR. Local weak sul stringers, increasing downhole. Upper contact is fractured and clay altered with possible minor core loss.	cla	PER	m							cla	PHE	s							
Nucleus	GRD09-129	W. Barnes	6/21/2009				197.73	202.63	SCH	bio	qtz			GY	D	FG	FO				SCH with defined mafic and felsic banding. Local intensely clay altered areas. Mostly silicified SCH.	qtz	PER	m	bio	BAN	w	cla	PAT	i	cla	PAT	l							
Nucleus	GRD09-129	W. Barnes	6/21/2009				202.63	204.77	SCH	qtz	bio			PU	L	MG	FO	BL			Bleached SCH with increased stockwork qtz sul vnlts.	qtz	PER	s																
Nucleus	GRD09-129	W. Barnes	6/21/2009				204.77	211.26	UNK	bio	qtz			GY	D	MG	FO				Mylonite with minor MGR (<10 cm) unit. Fracturing increases downhole. Larger stretched quartz veins (2 mm). Local minor secondary bio. Weaker mylonitic texture, locally stronger.	qtz	PER	m	bio	PAT	m														
Nucleus	GRD09-129	W. Barnes	6/21/2009				211.26	223.02	SCH	bio	qtz			GY	D	FG	FO				Fresher looking bio SCH with local chl alteration. Local weak mylonitic texture and minor folding. Local minor fault with gouge. Local minor breccias.	chl	PAT	m	chl	PAT	m												qtz	PER	w	
Nucleus	GRD09-129	W. Barnes	6/21/2009				223.02	231.29	SCH	bio	qtz			GY	D	FG	FO				Still fresh looking bio SCH with secondary bio alteration. Minor local folding and minor MGR units <30 cm wide with irregular fingering contacts or sharp contacts. Locally fractured and clay altered.	bio	BAN	m	bio	BAN	m												qtz	PER	w	
Nucleus	GRD09-129	W. Barnes	6/21/2009				231.29	232.44	GRA	cla	qtz			BU		FG	FO				Weakly foliated clay altered contact zone between SCH and GRA. Very little bio near upper alteration contact then no bio. Brecciated near contact with SCH.	cla	PER	i																		Local patchy light green alteration near fracture (chl and clay mix? fuchsite?)
Nucleus	GRD09-129	W. Barnes	6/21/2009				232.44	234.29	GRA	qtz	fds			BU	L	MG	EG				Moderately clay altered GRA. Few mafics. Possilbe minor fault in unit.	cla	PER	m																	
Nucleus	GRD09-129	W. Barnes	6/21/2009				234.29	237.14	FAU	cla	qtz			BU	L	MG	FA				Clay altered FAU in GRA and with minor SCH. The unit is intensely clay altered and fractured so it is difficult to see contacts.	cla	PER	i																	
Nucleus	GRD09-129	W. Barnes	6/21/2009				237.14	238.69	GRA	cla	qtz			BU	L	MG	EG				Moderately clay altered GRA. Few mafics. Minor fault and fault breccia within unit. Upper contact broken, lower contact gradational into BRX.	cla	PER	m																	

Dataset	Hole_ID	Logged_by	Date_Logged	Ox_From	Ox_To	OXIDATION	Lith_From	Lith_To	Litho	Litho-1	Litho-2	% qtz Phenocryst	% fds Phenocryst	COLOUR	COLOUR Mod	Grain Size	Texture-1	Texture-2	BxClast_1	BxClast_2	Lithology Description	Dominant Alteration	Dominant Alteration Style(occurance)	Dominant Alteration Intensity	Alteration of Mafic minerals	Style_1	Intensity_1	Alteration of Mafic minerals_	Style_2	Intensity_2	Alteration of Felsic minerals	Style_3	Intensity_3	Alteration of Felsic minerals_2	Style_4	Intensity_4	Overprint	Style_5	Intensity_5	Alteration Description
Nucleus	GRD09-129	W. Barnes	6/21/2009				238.69	240.77	BRX	cla	qtz			BU	D	FG	BX				Mainly consits of clay and quartz with sulphides in matrix. Mostly a crackle breccia. Degree of alteration makes it difficult to determine the rock type. The unit has mainly granitic clasts and possible minor SCH clasts. Local quartz flooding. Minor clay altered GRA with BRX. Stronger brecciation starts at 239.66 m.	cla	PAT	s													qtz	PER	s	
Nucleus	GRD09-129	W. Barnes	6/21/2009				240.77	242.8	GRA	cla	qtz			BU	L	MG	EG				Fresh looking granite with minor silicificaiton. Locally increased qtz sul veining.	cla	PER	w															
Nucleus	GRD09-129	W. Barnes	6/21/2009				242.8	243.66	FBX	qtz	cla			GY	L	FG	A	X	GRA		Silicified GRA clasts, angular, in a silicified clay matrix with disseminated dark sulphides and cpy. Looks like a fault breccia.	qtz	PER	m							cla	PAT	m						
Nucleus	GRD09-129	W. Barnes	6/21/2009				243.66	246.18	GRA	cla	qtz			BU		MG	FO				Possible foliated GRA. Minor patches of unstrained equigranular GRA. Weak, patchy foliation. Clay altered and with local siliceous overprint. May have minor SCH inclusions within unit and possible MGR.	cla	PER	s													qtz	PAT	s	
Nucleus	GRD09-129	W. Barnes	6/21/2009				246.18	247.32	GRA	cla	qtz			BU		MG	EG				Equigranular granite with mainly fds and qtz. Local moderate clay alteration.	cla	PAT	m												qtz	PAT	m	
Nucleus	GRD09-129	W. Barnes	6/21/2009				247.32	248.16	SCH	cla	qtz			BU		MG	FO				Strongly clay altered SCH with minor bands of bio still present. Minor patches of clay altered GRA.	cla	PER	s															
Nucleus	GRD09-129	W. Barnes	6/21/2009				248.16	249.25	GRA	cla	qtz			BU		MG	EG				Equigranular granite. Clay alteration grades into strongly siliceous GRA towards lower contact. Lower contact fingering into foliated MGR.	cla	PAT	m						ser	PAT	m				qtz	PAT	s	
Nucleus	GRD09-129	W. Barnes	6/21/2009				249.25	257.39	MGR	qtz	fds			BU	L	FG	FO	EG			Possible foliated MGR. Local patches of lighter, fresher looking MGR with irregular contacts (<30 cm wide). Local strong qtz bands, more sheared texture (early stages of mylonite?). Very siliceous, locally fractured.	qtz	PER	s						cla	PER	m						
Nucleus	GRD09-129	W. Barnes	6/21/2009				257.39	258.18	MGR	qtz	cla			BU		FG	FO				Local weak foliation. Similar to foliated MGR but with clay alteration. Almost locally massive in appearance.	cla	PER	m															
Nucleus	GRD09-129	W. Barnes	6/21/2009				258.18	260	MGR	qtz	cla			BU		FG	EG				Strongly altered and locally sheared MGR with local strong foliation. Very siliceous (overprinting clay alteration. Local minor fresher equigranular MGR (whiter appearance). Increased veining with cpy.	qtz	PER	s						cla	PER	m						
Nucleus	GRD09-129	W. Barnes	6/21/2009				260	263.52	MGR	qtz	cla			BU		FG	FO				Strongly foliated MGR with larger qtz bands. Strong shearing. Almost mylonitic texture. Minor fresher MGR. Difficult to determine bottom contact with SCH due to strong silicification.	qtz	PER	i															
Nucleus	GRD09-129	W. Barnes	6/21/2009				263.52	268.93	SCH	qtz	bio			GY	D	FG	FO	BL			Strongly silicified SCH. Looks very similar to sheared MGR directly above. Local strong bleaching. Patchy biotite. Bleached selvages around stringers. Minor granitic unit within SCH. Near lower contact may be minor finer grained intrusive or just strong bleaching of SCH.	qtz	PER	i	bio	PAT	m												
Nucleus	GRD09-129	W. Barnes	6/21/2009				268.93	269.42	GRA	qtz	fds			BU		MG	EG				Equigranular GRA with strong silica. Difficult to determine upper contact since so bleached. It appears almost gradational.	qtz	PER	s															
Nucleus	GRD09-129	W. Barnes	6/21/2009				269.42	272.8	MGR	qtz	cla			BU	D	MG	FO				Weakly foliated and sheared MGR. Local bleached GRA intrusions (< 20 cm). Minor patches of chl and bio alteration (sections of SCH?). Siliceous alteration near the beginning of the interval, grading into more clay altered MGR. Dendritic looking sulphide stringers towards the bottom of the hole.	qtz	PAT	s						cla	PAT	m						

Hole_ID	Min_From	Min_To	pyrite	Pyrite %	Pyrite Occ	Min 2	Min 2 %	Min 2 Occ	Min 3	Min 3 %	Min 3 Occ	Mineralization Description
GRD09-129	1.92	7.06				lim	4	FFL	lim	1	SEL	Minor hematite on some fractures.
GRD09-129	7.06	8.66				lim	3	FFL	lim	1	SEL	Minor hematite on some fractures.
GRD09-129	8.66	25.68	pyr	0.1	DIS	lim	3	FFL	lim	1	SEL	Minor hematite on some fractures.
GRD09-129	25.68	28.56	pyx	0.01	DIS	sul	2	DIS	lim	5	PER	Minor hematite on some fractures.
GRD09-129	28.56	39.47	pyr	0.1	DIS	pyr	0.1	FFL	hem	0.1	FFL	
GRD09-129	39.47	40.34	pyr	0.2	DIS	lim	1	FFL				
GRD09-129	40.34	41.5	pyr	0.2	DIS	lim	1	SEL				
GRD09-129	41.5	43.97	pyr	0.1	DIS	lim	1	FFL	lim	0.5	SEL	
GRD09-129	43.97	44.6	pyr	0.1	DIS	pyr	0.01	BAN	lim	0.5	FFL	
GRD09-129	44.6	45.75	pyr	0.1	DIS	hem	0.1	FFL	lim	0.5	FFL	
GRD09-129	45.75	46.15				hem	0.2	BAN				
GRD09-129	46.15	48.15	pyr	0.1	DIS	pyr	0.01	FFL	hem	0.01	FFL	
GRD09-129	48.15	49.36	pyr	0.4	DIS	pyr	0.1	FFL	hem	0.01	FFL	
GRD09-129	49.36	50.35	pyr	0.3	DIS	pyr	0.2	BLE				
GRD09-129	50.35	50.75	pyr	0.3	DIS	cpy	0.1	DIS	hem	0.1	OVP	
GRD09-129	50.75	51.82	pyr	0.3	DIS	pyr	0.1	BAN				
GRD09-129	51.82	51.92	pyr	0.2	DIS							
GRD09-129	51.92	52	pyr	15	DIS	pyr	5	BLE	cpy	1	DIS	
GRD09-129	52	52.63	pyr	0.3	DIS							
GRD09-129	52.63	53.07	pyr	0.1	DIS	pyr	0.1	BLE	sul	0.1	BLE	
GRD09-129	53.07	55.47	pyr	0.2	DIS	pyr	0.1	FFL	asp	0.05	FFL	
GRD09-129	55.47	60.71	pyr	1.5	DIS	cpy	0.3	DIS	sul	0.3	DIS	
GRD09-129	60.71	64.82				hem	2	OVP	hem	0.2	FFL	
GRD09-129	64.82	66.85	pyr	0.5	DIS	sul	2	DIS	sul	2	BLE	
GRD09-129	66.85	72.82	pyr	1	DIS	cpy	0.2	DIS	prt	0.01	DIS	
GRD09-129	72.82	75.72	pyr	1	DIS	cpy	0.1	DIS	prt	0.01		
GRD09-129	75.72	78.43	pyr	2	DIS	cpy	0.1	DIS				
GRD09-129	78.43	79.73	pyr	2	DIS	cpy	0.3	DIS	prt	0.1	DIS	
GRD09-129	79.73	82.33	pyr	3	DIS	prt	3	DIS	cpy	0.4	DIS	
GRD09-129	82.33	83.49	bpy	15	MAS	prt	70	MAS	cpy	3	BLE	Trace visible gold.
GRD09-129	83.49	86.01	pyr	1	DIS	prt	3	DIS	cpy	0.1	DIS	
GRD09-129	86.01	90.74	pyr	0.7	DIS	prt	2	DIS	cpy	0.1	DIS	
GRD09-129	90.74	91.35	pyr	7	BLE	cpy	2	BLE	prt	1	DIS	
GRD09-129	91.35	96.95	pyr	1	DIS	cpy	0.1	DIS	prt	0.01	DIS	
GRD09-129	96.95	98.57	pyr	0.5	DIS	prt	1	DIS	cpy	0.01	DIS	
GRD09-129	101.31	103.04	pyr	0.3	DIS							
GRD09-129	103.04	105	pyr	5	BAN	cpy	0.3	DIS	asp	0.3	DIS	
GRD09-129	105	108.71	pyr	1	DIS	prt	1.5	DIS	cpy	0.2	DIS	
GRD09-129	108.71	110.62	pyr	1.5	DIS	prt	3	BLE	cpy	0.4	DIS	
GRD09-129	110.62	118.23	pyr	0.7	DIS	prt	0.5	DIS	cpy	0.1	DIS	
GRD09-129	118.23	119.5				sul	0.5	DIS				
GRD09-129	119.5	120.66	pyr	1	DIS	cpy	0.3	DIS	prt	0.1	DIS	
GRD09-129	120.66	123.11	pyr	0.5	DIS	prt	2	DIS	prt	1	BLE	Trave of disseminated chalcopyrite.
GRD09-129	123.11	123.82	pyr	0.01	DIS	prt	4	DIS	cpy	0.3	DIS	
GRD09-129	123.82	124.31				prt	2	DIS	cpy	0.01	DIS	
GRD09-129	124.31	126.6	pyr	0.01	DIS	prt	3.5	DIS	cpy	0.1	DIS	
GRD09-129	126.6	126.91	pyr	3	BLE	prt	3	BLE	cpy	0.1	DIS	
GRD09-129	126.91	127.21	pyr	3	BLE	pyr	2	DIS	cpy	0.3	DIS	
GRD09-129	127.21	127.96	pyr	0.1	DIS	prt	0.1	DIS				
GRD09-129	127.96	129.1				prt	4	BLE	cpy	0.3	DIS	
GRD09-129	129.1	130.08				prt	4	DIS	cpy	0.1	DIS	
GRD09-129	130.08	131.18	pyr	3	BLE	pyr	1	DIS	cpy	0.1	DIS	
GRD09-129	131.18	134.09	pyr	0.5	DIS	prt	1.5	DIS	cpy	0.1	DIS	
GRD09-129	134.09	135.39	pyr	0.1	DIS	prt	0.2	DIS				
GRD09-129	135.39	140.29	pyr	0.2	DIS	prt	3	BLE	cpy	0.1	DIS	
GRD09-129	140.29	141.61	pyr	2	DIS	prt	0.1	DIS	cpy	0.01	DIS	
GRD09-129	141.61	142.77	pyr	0.2	DIS	prt	0.2	DIS				
GRD09-129	142.77	144.76	pyr	1.5	DIS	cpy	0.01	DIS				
GRD09-129	144.76	146.54	pyr	2	DIS	cpy	0.2	DIS				
GRD09-129	146.54	150.64	pyr	1	DIS	prt	1	DIS	cpy	0.1	DIS	
GRD09-129	150.64	151.32	pyr	3	BLE	prt	2	BLE				
GRD09-129	151.32	151.92	pyr	0.1	DIS	prt	0.1	DIS				
GRD09-129	151.92	156.46	pyr	3	DIS	cpy	0.5	DIS	pyr	0.5	BLE	
GRD09-129	156.46	157.36	pyr	5	BLE	prt	3	BLE	cpy	1	DIS	Minor bornite seen.
GRD09-129	157.36	158.6	bpy	15	MAS	prt	2	BLE	cpy	2	BLE	Possible covellite seen.
GRD09-129	158.6	160.59	bpy	5	MAS	prt	65	MAS	cpy	4	BLE	
GRD09-129	160.59	161.59	pyr	5	DIS	sul	7	DIS	prt	3	BLE	
GRD09-129	161.59	161.98	bpy	35	MAS	prt	35	MAS	cpy	3	BLE	
GRD09-129	161.98	162.51	bpy	20	MAS	prt	12	MAS	cpy	1	BLE	Bornite present.
GRD09-129	162.51	164.87	bpy	10	MAS	prt	70	MAS	cpy	5	BLE	
GRD09-129	164.87	165.8	pyr	2	DIS	sul	7	BAN	cpy	0.3	DIS	
GRD09-129	165.8	166.08	pyr	10	MAS	pyr	10	DIS	sul	5	DIS	
GRD09-129	166.08	166.68	pyr	3	DIS	sul	4	BAN	cpy	0.1	DIS	
GRD09-129	166.68	167.17	bpy	35	MAS	cpy	4	BLE				
GRD09-129	167.17	167.93	pyr	4	DIS	cpy	1	DIS	sul	1	DIS	
GRD09-129	167.93	168.87	pyr	1	DIS	cpy	0.5	DIS				
GRD09-129	168.87	170.15	pyr	1	DIS	cpy	0.01	DIS				
GRD09-129	170.15	170.84	pyr	0.5	DIS							
GRD09-129	170.84	171.87	pyr	0.1	DIS	prt	0.01	DIS				

Hole_ID	Min_From	Min_To	pyrite	Pyrite %	Pyrite Occ	Min 2	Min 2 %	Min 2 Occ	Min 3	Min 3 %	Min 3 Occ	Mineralization Description
GRD09-129	171.87	172.61	pyr	0.2	DIS	prt	0.01	DIS				
GRD09-129	172.61	173.19	pyr	0.01	DIS							
GRD09-129	173.19	174.25	pyr	0.01	DIS							
GRD09-129	174.25	175.95	pyr	1	DIS	cpy	0.1	DIS				pyr and cpy diss in matrix of breccia
GRD09-129	175.95	177.03	pyr	0.5	PAT							
GRD09-129	177.03	177.94	pyr	0.5	DIS							
GRD09-129	177.94	178.31				sul	0.01	DIS				sul is fine dark sul in MGR
GRD09-129	178.31	180.7	pyr	3	DIS							
GRD09-129	181.23	182.56	pyx	0.5	DIS							
GRD09-129	182.56	185.14	pyr	0.1	DIS							
GRD09-129	185.14	185.63	pyr	0.1	DIS	cpy	0.01	DIS				
GRD09-129	185.63	187.82	pyr	0.01	DIS	cpy	0.01	DIS				
GRD09-129	187.82	189.07	pyr	0.5	DIS	cpy	0.01	DIS				
GRD09-129	189.07	192	pyr	0.5	DIS	cpy	0.01	DIS				
GRD09-129	192	197.73	pyr	1	PAT	sul	0.5	DIS				sul is fine dark sul in MGR
GRD09-129	197.73	202.63	pyr	0.5	DIS							
GRD09-129	202.63	204.77	pyr	0.5	DIS							
GRD09-129	204.77	211.26	pyr	1	DIS	cpy	0.01	DIS				
GRD09-129	211.26	215.36	pyr	1	DIS							
GRD09-129	215.36	215.51	pyr	3	PAT	cpy	0.01	DIS				
GRD09-129	215.51	221.04	pyr	1	DIS	cpy	0.01	DIS				
GRD09-129	221.04	222.89	pyr	0.5	DIS							
GRD09-129	222.89	223.62	pyr	1	DIS	cpy	0.1	DIS				
GRD09-129	223.62	231.29	pyr	0.1	DIS	cpy	0.01	DIS				
GRD09-129	231.29	232.44	pyr	1	DIS							
GRD09-129	232.44	234.29	pyr	2	DIS							
GRD09-129	234.29	237.14	pyr	1	DIS	pyx	0.5	DIS				
GRD09-129	237.14	238.69	pyx	1	DIS	pyr	0.5	DIS				
GRD09-129	238.69	239.66	pyx	1	DIS	pyx	1	DIS	cpy	0.01	DIS	
GRD09-129	239.66	240.77	pyr	2	PAT	cpy	0.5	PAT	asp	0.1	PAT	sulphides patchy within matrix of breccia
GRD09-129	240.77	242.8	pyx	1	DIS	pyr	0.5	DIS				
GRD09-129	242.8	243.66	pyr	0.5	DIS	cpy	0.5	DIS				
GRD09-129	243.66	246.18	pyr	2	DIS	cpy	0.5	DIS				sulphides locally dendritic in appearance
GRD09-129	246.18	247.32	pyx	0.5	DIS							
GRD09-129	247.32	248.16				sul	0.5	DIS				fine dark sul
GRD09-129	248.16	249.25	pyr	0.5	DIS	cpy	0.01	DIS				
GRD09-129	249.25	251.96	pyr	2	DIS	cpy	0.01	DIS				sulphides locally dendritic in appearance
GRD09-129	251.96	254.35	pyr	0.5	DIS	sul	0.5	DIS				
GRD09-129	254.35	257.39	pyr	0.5	DIS	sul	1	DIS				sulphides locally dendritic in appearance
GRD09-129	257.39	258.18	pyr	0.5	DIS	sul	0.5	DIS				
GRD09-129	258.18	263.52	pyr	1	DIS	sul	0.5	DIS	cpy	0.01	DIS	sulphides locally dendritic in appearance, sul is fine dark sulphide
GRD09-129	263.52	268.93	pyr	0.5	DIS	cpy	0.01	DIS				
GRD09-129	268.93	269.42	pyr	1	DIS							
GRD09-129	269.42	272.8	pyr	1	DIS	sul	2	DIS				sul is fine dark sulphide, local dendritic appearance.

Hole_ID	Structure From	Structure To	foliation CA	Beta	foliation strike	foliation dip	Struct_type1	Struct_subtype1	Struct_CA1	Struct_Beta1	Struct_strike1	Struct_dip1	Structure Description
GRD09-129	1.92	7.059	40										
GRD09-129	7.059	7.06					CTC	MGR-SCH	65				
GRD09-129	7.06	8.66	42										
GRD09-129	8.66	10.25	44										
GRD09-129	10.25	10.31					DYK	MGR	44				
GRD09-129	10.31	18.2	50										
GRD09-129	18.2	18.22					FAU		30				
GRD09-129	18.22	22.25	68										
GRD09-129	22.25	25	45										
GRD09-129	25	25.68	48	58									116/74 Brunton.
GRD09-129	25.68	25.681					CTC	SCH-QFP	70	325			
GRD09-129	28.559	28.56					CTC	QFP-SCH	50				
GRD09-129	28.56	29.46	45										
GRD09-129	29.46	29.461					CTC	SCH-PPF	35				
GRD09-129	29.649	29.65					CTC	PPF-SCH	45				
GRD09-129	29.65	31.29	40										
GRD09-129	31.29	31.291					CTC	SCH-PPF	50				
GRD09-129	31.489	31.49					CTC	PPF-SCH	30				
GRD09-129	31.49	33.53	50										
GRD09-129	33.53	33.79	50	342									84/84 Brunton.
GRD09-129	33.79	33.95					DYK	MGR	25	20			
GRD09-129	33.95	35.06	45										
GRD09-129	35.06	37.65	50	5									95/88 Brunton.
GRD09-129	37.65	38.73	55										
GRD09-129	38.73	39.47	43	249									20/50 Brunton, Ori line error maybe.
GRD09-129	39.47	40.34	60	235									17/58 Brunton.
GRD09-129	40.34	41.5	60	228									21/32 Brunton.
GRD09-129	41.5	43.19	50										
GRD09-129	43.19	43.191	50										
GRD09-129	43.339	43.34	50										
GRD09-129	43.34	43.97	50										
GRD09-129	43.97	44.6	30										
GRD09-129	44.6	45.75	53	330									59/84 Brunton.
GRD09-129	45.75	46.15	60										
GRD09-129	46.15	46.25					DYK	MGR	60				X-cuts foliation.
GRD09-129	46.25	48.15	65										
GRD09-129	48.15	49.36	55	85									127/55 Brunton.
GRD09-129	49.36	50.35	50	85									140/60
GRD09-129	50.35	50.351					CTC	SCH-GRA	50	73			
GRD09-129	50.749	50.75					CTC	GRA-SCH	48	70			
GRD09-129	50.75	51.82	45	72									128/55 Brunton.
GRD09-129	51.82	52.63	50	20									104/90
GRD09-129	52.63	52.631					CTC	SCH-MGR	50	340			
GRD09-129	52.74	52.77					XEN	SCH					
GRD09-129	53.069	53.07					CTC	MGR-SCH	50	310			
GRD09-129	53.07	54.33	55										
GRD09-129	54.33	55.47	55	50									110/72 Brunton.
GRD09-129	55.47	55.471					CTC	SCH-QFP	60	217			111/67 Brunton.
GRD09-129	60.709	60.71					CTC	QFP-SCH	55				
GRD09-129	60.71	64.82	55										
GRD09-129	64.82	64.821					CTC	SCH-PPF	63				
GRD09-129	66.849	66.85					CTC	PPF-SCH	60				
GRD09-129	66.85	67.87	50										
GRD09-129	67.87	67.96					DYK	MGR	50				
GRD09-129	67.96	72.82	57	20									93/88 Brunton.
GRD09-129	72.82	72.821					CTC	SCH-MGR	50	336			
GRD09-129	73.049	73.05					CTC	MGR-SCH	30	315			
GRD09-129	73.05	74.9	53	200									180/41 Brunton.
GRD09-129	74.9	75.72	50										
GRD09-129	75.72	76.77	50	18									93/89
GRD09-129	76.77	78.43	55										
GRD09-129	78.43	79.73	48										
GRD09-129	79.73	80.63	60										
GRD09-129	80.63	80.631					CTC	SCH-MGR	55				
GRD09-129	80.899	80.9					CTC	MGR-SCH	50				
GRD09-129	80.9	82.33	50										
GRD09-129	82.33	82.331					CTC	SCH-MSK	62				
GRD09-129	83.489	83.49					CTC	MSK-SCH	55				
GRD09-129	83.49	84.98	67										
GRD09-129	84.98	85.1					DYK	MGR	65				
GRD09-129	85.1	85.38	67										
GRD09-129	85.38	85.55					DYK	MGR	63				
GRD09-129	85.55	85.83	60										
GRD09-129	85.83	85.91					DYK	MGR	60				
GRD09-129	85.91	86.01					BRX		60				
GRD09-129	86.01	86.98	65										

Hole_ID	Structure From	Structure To	foliation CA	Beta	foliation strike	foliation dip	Struct_type1	Struct_subtype1	Struct_CA1	Struct_Beta1	Struct_strike1	Struct_dip1	Structure Description
GRD09-129	86.98	87.02					DYK	MGR	50				
GRD09-129	87.02	89.19	55	0									88/80 Brunton.
GRD09-129	89.19	90.74	50										
GRD09-129	90.74	90.741					CTC	SCH-MSK	70				
GRD09-129	91.349	91.35					CTC	MSK-SCH	65				
GRD09-129	91.35	92.04	58										
GRD09-129	92.04	92.041					CTC	SCH-GRA	45				
GRD09-129	92.129	92.13					CTC	GRA-SCH	70				
GRD09-129	92.13	94	65										
GRD09-129	94	95.68	61	25									99/66 Brunton.
GRD09-129	95.68	96.95	60										
GRD09-129	96.95	98.57	68	350									90/60 Brunton.
GRD09-129	98.57	101.31					FAU		70				
GRD09-129	101.31	103.04	53										
GRD09-129	103.04	105	61										
GRD09-129	105	106.28	60										
GRD09-129	106.28	107.74	60	10									99/78 Brunton.
GRD09-129	107.74	108.71	60										
GRD09-129	108.71	110.62	63										
GRD09-129	110.62	112.24	55										
GRD09-129	112.24	112.241					CTC	SCH-MGR	40				
GRD09-129	112.479	112.48					CTC	MGR-SCH	65				
GRD09-129	112.48	114.57	65										
GRD09-129	114.57	114.94	50	302									62/64 Brunton.
GRD09-129	115.139	115.14	60	20									
GRD09-129	115.14	115.71	60	290									60/70 Brunton.
GRD09-129	115.71	115.711					CTC	SCH-MGR	60	246			
GRD09-129	116.019	116.02					CTC	MGR-SCH	45	206			
GRD09-129	116.02	118.23	67	298									
GRD09-129	118.23	119.5	60										
GRD09-129	119.5	120.66	60										
GRD09-129	120.66	121.43					FOM		55				
GRD09-129	121.43	121.431					CTC	UNK-MGR	60	45			
GRD09-129	121.649	121.65					CTC	MGR-UNK	35	30			
GRD09-129	121.65	122.22					FOM		60	40			100/75 Brunton.
GRD09-129	122.22	122.221					CTC	UNK-MGR	60	290			
GRD09-129	122.469	122.47					CTC	MGR-UNK	65	40			
GRD09-129	122.47	122.76					FOM		60	40			
GRD09-129	122.76	122.96					FAU		60				
GRD09-129	123.11	123.111					CTC	UNK-GRA	50				
GRD09-129	123.209	123.21					CTC	GRA-SCH	70				
GRD09-129	123.21	123.43	80										
GRD09-129	123.43	123.431					CTC	SCH-GRA	75				
GRD09-129	123.479	123.48					CTC	GRA-SCH	70				
GRD09-129	123.48	123.82	55										
GRD09-129	123.82	123.821					CTC	SCH-GRA	55				
GRD09-129	124.309	124.31					CTC	GRA-SCH	55				
GRD09-129	124.31	126.6	70										
GRD09-129	126.6	126.91	65										
GRD09-129	126.91	127.21	65										
GRD09-129	127.21	127.211					CTC	SCH-GRA	70				
GRD09-129	127.959	127.96					CTC	GRA-SCH	60				
GRD09-129	127.96	129.1	50										
GRD09-129	129.1	129.81					FOM		45				
GRD09-129	129.81	129.811					CTC	UNK-GRA	65				
GRD09-129	129.909	129.91					CTC	GRA-UNK	65				
GRD09-129	129.91	130.08					FOM		45				
GRD09-129	130.08	130.2					FAU		60				
GRD09-129	130.2	130.55					FOM		60				
GRD09-129	130.55	130.551					CTC	UNK-GRA	35				
GRD09-129	130.689	130.69					CTC	GRA-UNK	50				
GRD09-129	130.69	131.18					FOM		45				
GRD09-129	131.18	134.01					FOM		55				
GRD09-129	134.01	134.011					CTC	UNK-GRA	63				
GRD09-129	135.389	135.39					CTC	GRA-UNK	70				
GRD09-129	135.39	140.29	45										
GRD09-129	140.29	141.61					FOM		65				
GRD09-129	141.61	142.77	70										
GRD09-129	142.77	144.76	65										
GRD09-129	144.76	146.54					FOM		70				
GRD09-129	146.54	148.64	60										
GRD09-129	148.64	150.64	60	337									80/74 Brunton.
GRD09-129	150.64	150.69					DYK	GRA	65	335			
GRD09-129	150.69	151.2					FOM		57	335			
GRD09-129	151.2	151.32					DYK	GRA	55	320			
GRD09-129	151.32	151.92	62	317									60/70 Brunton.

Hole_ID	Structure From	Structure To	foliation CA	Beta	foliation strike	foliation dip	Struct_type1	Struct_subtype1	Struct_CA1	Struct_Beta1	Struct_strike1	Struct_dip1	Structure Description
GRD09-129	151.92	151.921					CTC	SCH-QFP	63	325			
GRD09-129	156.459	156.46					CTC	QFP-SCH	65	40			
GRD09-129	156.46	157.36	70	0									
GRD09-129	157.51	157.511					CTC	SCH-MSK	80				
GRD09-129	160.589	160.59					CTC	MSK-SCH	75				
GRD09-129	160.59	161.59	80										
GRD09-129	161.59	161.591					CTC	SCH-MSK	55	38			
GRD09-129	164.869	164.87					CTC	MSK-SCH	70	10			
GRD09-129	164.87	166.68	80										
GRD09-129	167.169	167.17					CTC	MSK-SCH	70				
GRD09-129	167.17	167.83	65										
GRD09-129	167.83	167.93					DYK	MGR	70				
GRD09-129	168.869	168.87					CTC	GRA-SCH	70				
GRD09-129	168.87	169.36	57										
GRD09-129	169.36	169.361					CTC	SCH-GRA	56				
GRD09-129	169.49	169.66	55										
GRD09-129	169.66	169.72					DYK	GRA	47				X-cuts foliation.
GRD09-129	169.72	170.15	53	300									
GRD09-129	170.15	170.151					CTC	SCH-GRA	64	290			
GRD09-129	170.839	170.84					CTC	GRA-SCH	40	320			
GRD09-129	171	171.001					CTC	UNK-MGR	70	180			
GRD09-129	171.109	171.11					CTC	MGR-UNK	80	190			
GRD09-129	172.609	172.61					CTC	GRA-UNK	15				
GRD09-129	173.19	173.191					CTC	UNK-GRA	55				
GRD09-129	173.37	173.58					FAU		40				
GRD09-129	174.249	174.25					CTC	GRA-BRX	15				
GRD09-129	174.25	177.03					BRX						See lithology description
GRD09-129	177.03	177.031					CTC	BRX-FAU	70				Contact is approximate due to fracturing of rock.
GRD09-129	177.031	177.4					FAU						See lithology description
GRD09-129	177.94	177.941					CTC	SCH-MGR	45				Approximate contact since contact is fractured but sharp.
GRD09-129	178.31	178.311					CTC	SCH-MGR	20				Sharp contact.
GRD09-129	180.7	181.36					FAU						See lithology description
GRD09-129	181.36	182.56	15										Weakly foliated.
GRD09-129	182.56	182.87					SHR		20				Shear near alteration contact.
GRD09-129	182.87	185.14	50	300	53	68							Foliation locally deformed. Brunton 041/76
GRD09-129	185.14	185.141					CTC	SCH-MGR	55	275	45	53	Sharp irregular contact, subparallel to foliation.
GRD09-129	185.63	185.631					CTC	SCH-MGR	50	330	71	77	Sharp irregular contact partially cut off by quartz sulphide vein.
GRD09-129	185.631	187.74	50	305	56	70							
GRD09-129	187.74	187.82					FAU						
GRD09-129	187.82	187.821					CTC	SCH-MGR	20				Sharp contact
GRD09-129	187.821	188.68					BRX						Brecciated MGR with qtz matrix and clay alteration. Crackle breccia.
GRD09-129	189.07	189.071					CTC	SCH-MGR	45				Sharp irregular contact. MGR cross-cuts foliation.
GRD09-129	189.071	189.65	60										
GRD09-129	189.65	192	70										
GRD09-129	197.73	197.731					CTC	SCH-MGR	30	310	48	89	MGR has blurred edges.
GRD09-129	197.731	199.36	50	140	164	25							
GRD09-129	199.36	199.59					BRX						
GRD09-129	199.59	200.58	80	150	100	32							
GRD09-129	200.58	202.63	70										Foliation varies from 70 to almost 90 deg TCA
GRD09-129	202.63	204.77	70	170	100	21							
GRD09-129	204.77	211.26	60				FOP						
GRD09-129	211.26	211.79					FOP						
GRD09-129	211.79	212.58	40				FOF						Multiple fold limbs, general fold axix of 40 deg TCA.
GRD09-129	212.58	213.4	40										
GRD09-129	213.4	214.42	50										Minor folding and shearing throughout
GRD09-129	214.42	214.65					BRX						Weak crackle brecciated SCH. Large angular clasts, very little matrix. Deformed SCH.
GRD09-129	214.65	214.91	30										
GRD09-129	214.91	215.35	50										
GRD09-129	215.35	215.5					SHR						Sheared zone with increased epi and pyr
GRD09-129	215.5	215.87	50	210	358	21							
GRD09-129	215.87	217.16					FOF						Minor folding and shearing throughout
GRD09-129	217.16	218.98	40										Weakly finely foliated. Local minor mylonitic texture.
GRD09-129	218.98	219.18	60										Foliation disrupted with minor irregular granitic intrusions on either side of interval.

Hole_ID	Structure From	Structure To	foliation CA	Beta	foliation strike	foliation dip	Struct_type1	Struct_subtype1	Struct_CA1	Struct_Beta1	Struct_strike1	Struct_dip1	Structure Description
GRD09-129	219.18	221.38					BRX						Weak crackle brecciated SCH. Large angular clasts, very little matrix. Deformed SCH with minor irregular granitic intrusions.
GRD09-129	221.38	222.36					FAU						Shallow fault cross-cutting foliation. Minor gouge along plane at 10-20 deg TCA.
GRD09-129	222.36	223.63					BRX						Brecciated and sheard SCH with weak fractures cross-cutting foliation. Sub angular SCH clasts in breccias. Increase in sulphides in last 10 cm of BRX.
GRD09-129	223.63	223.74	50										
GRD09-129	223.74	223.741					CTC	SCH-MGR	25				Sharp irregular contact, MGR cross-cuts foliation.
GRD09-129	224.02	224.021					CTC	SCH-MGR	25				Sharp irregular contact, MGR cross-cuts foliation. Contact is parallel to one at 223.74 m.
GRD09-129	224.021	225.63	50										Foliation ranges from 50 to 60 deg TCA. Local minor fracturing and minor offset of foliation. Movement is dextral.
GRD09-129	225.63	225.631					CTC	SCH-MGR	25				Sharp contact of MGR and SCH, MGR cross-cuts SCH.
GRD09-129	225.631	231.29					BRX						Weakly brecciated (crackle brecciated) SCH with MGR intrusions (intrusions have inclusions of SCH). No significant mineralization. Angular clasts, clay qtz matrix. Very little matrix.
GRD09-129	231.29	231.291					CTC	SCH-GRA	55	40	113	70	Sharp contact of contact zone and SCH. Quartz vein along contact.
GRD09-129	231.291	232.44	40				SHR						Sheared contact zone with abundant clay. Foliation varies from 10 to 40 deg TCA.
GRD09-129	232.44	232.441					CTC	GRA-GRA	30				Sharp irregular contact of contact zone granite with fresher granite.
GRD09-129	232.86	233.04					BRX	BRX-GRA	25				Minor brecciated granite within granite. Increased sulphides. Angular clasts. Clay and quartz matrix.
GRD09-129	234.29	237.14					FAU						Crumbly core, local minor shearing at 20 to 50 deg TCA, local minor gouge. Mostly GRA.
GRD09-129	238.69	239.44					BRX						See lithology description
GRD09-129	239.44	239.441					CTC	BRX-GRA	25				Sharp contact with breccia.
GRD09-129	239.66	239.661					CTC	BRX-GRA	25	80	156	77	Sharp contact with breccia.
GRD09-129	239.661	240.77					BRX						See lithology description
GRD09-129	240.77	240.771					CTC	BRX-GRA	20	90	167	75	Sharp contact of breccia with GRA.
GRD09-129	242.8	242.801					CTC	BRX-GRA	60	10	95	70	Irregular contact of BRX and GRA. Approximate only.
GRD09-129	242.801	243.66					BRX						See lithology description
GRD09-129	243.66	243.661					CTC	BRX-GRA	20	75	156	84	Measured along actual fracture surface. Sharp contact.
GRD09-129	243.661	243.89					BRX						Minor brecciated granite near contact with mineralized BRX. Large clasts of GRA with fine matrix of MGR?
GRD09-129	243.89	245.22	20	210	319	38							Weakly to strongly foliated/sheared
GRD09-129	245.22	246.18	70				BRX						Brecciated GRA in MGR matrix. Large angular clasts of GRA in clay altered, fine grained, lineated to foliated MGR. Lineations at approximately 70 deg TCA.
GRD09-129	246.18	246.22					BRX						Brecciated contact of foliated MGR and GRA., Increased veining, patchy fine grained pyr.
GRD09-129	247.32	247.321					CTC	GRA-MGR	50	220	16	25	Sharp irregular contact of SCH and GRA.
GRD09-129	247.321	248.16	50	10	97	80							
GRD09-129	248.16	248.161					CTC	SCH-GRA	55	10			
GRD09-129	249.25	249.41					LIT		80				
GRD09-129	249.41	249.72	25	80	156	77							Foliation or SHR
GRD09-129	249.72	250.84					SHR						Pieces of fresher granite within finer grained GRA, shear zone or minor brecciation.
GRD09-129	250.84	253.09	70	180	108	22	FOP						Foliation or SCH, varies slightly through interval, local microfractures with offset.
GRD09-129	253.09	254.78	5				LIN		70				Lineated and fractured. Weak foliation almost parallel to CA.
GRD09-129	254.78	255.63	10	170	255	41	FOP						Strongly foliated, almost parallel to CA.

Hole_ID	Structure From	Structure To	foliation CA	Beta	foliation strike	foliation dip	Struct_type1	Struct_subtype1	Struct_CA1	Struct_Beta1	Struct_strike1	Struct_dip1	Structure Description
GRD09-129	255.63	261	10				FOP						Mainly strongly foliated, almost parallel to CA. Where it is strongly foliated, very weak protomylonitic texture. Locally see fresher MGR (equigranular, no foliation). These have irregular, fingering contacts with foliated MGR. Foliation consists of bands of qtz.
GRD09-129	261	263.52	15	160	238	39	FOP						Strongly foliated, almost parallel to CA, weak protomylonitic texture.
GRD09-129	263.52	268.71	15	160	238	39							
GRD09-129	269.42	269.421					CTC	GRA-MGR	60	220	39	25	Approximate contact since contact is irregular. Brunton 043/18
GRD09-129	269.421	272.8	10										Strongly foliated with minor fresher MGR intrusions. Foliation close to CA

Hole_ID	Vein From	Vein To	Number of Veins	Cummulative Vein Thickness mm	Common Thickness mm	Vein Inf-Type_1	Dominent Inf-Mineralogy_1	Sulfide Mineralogy_1_1	Sulfide Mineralogy_1_2	Sulfide Mineralogy_1_3	Total Sulfde %_1	Vein CA_1	Inf-Beta_1	Inf-Strike_1	Inf-dip_1	Vein Inf-Type_2	Dominent Inf-Mineralogy_2	Sulfide Mineralogy_2_1	Sulfide Mineralogy_2_2	Sulfide Mineralogy_2_3	Total Sulfde %_2	Vein CA_2	Inf-Beta_2	Inf-Strike_2	Inf-dip_2	Vein Inf-Type_3	Dominent Inf-Mineralogy_3	Sulfide Mineralogy_3_1	Sulfide Mineralogy_3_2	Sulfide Mineralogy_3_3	Total Sulfde %_3	Vein CA_3	Inf-Beta_3	Inf-Strike_3	Inf-dip_3	Vein Zone Description
GRD09-129	1.92	7.06	75	33	0.5	NS	lim									PL	lim	pyx			2	45				VU	qtz	lim								
GRD09-129	7.06	8.66	46	23	0.5	NS	lim									PL	lim					40				VU	qtz	lim	pyx		2	40				
GRD09-129	8.66	25.68	239	127	0.5	NS	lim	pyx			2					VU	qtz	pyx	pyr	cpy	5	50				VU	qtz	lim								Some vuggy quartz veins x-cut foliation and parallel tca.
GRD09-129	25.68	28.56	34	23	0.5	PL	lim	pyx			10	15	68			PL	lim	pyx	pyr	cpy	5	70	90			NS	lim	pyx			5					
GRD09-129	28.56	39.47	206	125	0.5	NS	lim	pyx	pyx		10					VU	qtz	pyr	pyx	lim	10	50	5			PL	lim	pyx			50	5				
GRD09-129	39.47	40.34	29	36	1	NS	lim	pyx			10					NS	qtz	pyr	lim		30															
GRD09-129	40.34	41.5	90	50	0.5	NS	lim	pyr	pyx		35					PL	qtz	pyr	pyx		5	60	228			NS	pyr	pyr	pyx	lim	80					
GRD09-129	41.5	43.97	89	39	0.5	PL	lim	pyr	pyx		10	50				PL	pyr	pyr	pyx	lim	65	50				PL	pyr	pyr	lim		70	60				Vein type 3 x-cuts foliation and other veins.
GRD09-129	43.97	44.6	65	24	0.3	NS	lim	pyx			5																									
GRD09-129	44.6	45.75	36	20	0.5	NS	lim									PL	lim					50	330			PL	qtz	pyr			3	52	328			
GRD09-129	45.75	46.15	9	5	0.5	PL	lim	pyx	hem		15	60				PL	qtz	lim				60														
GRD09-129	46.15	48.15	48	28	0.5	PL	lim					60				PL	qtz	lim				60				NS	lim									
GRD09-129	48.15	49.36	29	41	0.5	NS	lim	pyx	pyr		20					PL	pyr	pyx			80	55				PL	qtz	pyx	lim		3	56				
GRD09-129	49.36	50.35	34	36	1	PL	lim	pyx			10	50	85			NS	pyr	pyr			80					PL	qtz	pyr			5	50	83			Pyrite veins all x-cutting foliation.,
GRD09-129	50.35	50.75	6	6	1	NS	pyr	pyr			80																									With a limonite selvage.
GRD09-129	50.75	51.82	29	22	0.5	NS	pyr	pyr	pyx		80					PL	pyr	pyr			80	5				NS	qtz	pyr			5					Pyrite veins with limonite selvage.
GRD09-129	51.82	52.63	66	35	0.5	NS	pyr	pyr			90					PL	pyr	pyr			80	50	20			PL	qtz	pyr			10	60	280			
GRD09-129	52.63	53.07	9	9	1	PL	qtz	pyr			30	45	320			PL	pyr				90	20	250			NS	pyr	pyr			75					
GRD09-129	53.07	55.47	74	41	0.5	NS	lim	pyr			35					BR	lim	pyr			35					PL	pyx	pyx	pyr	cpy	90	45	285			Some of the vein type 3 veins are vuggy.
GRD09-129	55.47	60.71	177	87	0.5	NS	pyr	pyr	pyx		80					NS	pyr	pyr	cpy		70					VU	qtz	lim	pyr		5	60				Most veins with a limonite selvage.
GRD09-129	60.71	64.82	136	72	0.5	NS	lim									VU	qtz	pyx	pyr	cpy	30	60				VU	qtz	pyx	pyr	cpy	5	55				Vein Type 2 x-cuts foliation.
GRD09-129	64.82	66.85	27	17	0.5	DS	pyr	pyr	cpy		90					PL	pyr	pyr	cpy		80	20				PL	pyr	pyr	cpy		90	50				Small limonite selvage on veins.
GRD09-129	66.85	72.82	107	88	1	PL	qtz	pyr	cpy		15	57	21			NS	pyr	pyr	cpy		90					NS	qtz	pyr	cpy		15					
GRD09-129	72.82	75.72	40	36	0.5	NS	pyr	pyr	cpy		85					PL	pyr	pyr	cpy	prt	60	50	345			PL	qtz	pyr			5	50	200			
GRD09-129	75.72	78.43	31	34	1	PL	qtz	cpy	pyr		20	52	22			PL	pyr	cpy			30	63				PL	qtz					50	18			1 calcite veins. Sulphide rich veins 13 alpha 280 beta.
GRD09-129	78.43	79.73	32	46	1	PL	qtz	pyr	cpy	prt	15	60				PL	qtz	pyr	cpy		50					NS	pyr	pyr	cpy		90					Vein Type 1 x-cuts foliation, Type 2 is parallel.
GRD09-129	79.73	80.63	28	32	1	PL	qtz	pyr	cpy		40	70				PL	qtz	pyr			5	55				NS	pyr	pyr			80					
GRD09-129	80.63	80.9	33	32	1	PL	qtz	pyr	cpy		40	58				NS	pyr	pyr			75															Vein Type 2 has sericite altered selvage.
GRD09-129	80.9	82.33	33	43	1	PL	qtz	prt	pyr	cpy	10	60				NS	pyr	pyr	cpy		80					PL	qtz	pyr	cpy	prt	30	20				
GRD09-129	82.33	82.49	14	56	0.5	NS	cla	pyr	sul		40					DS	cpy	cpy			100	35				VU	pyr	pyr			90	20				Massive quartz vein possibly at the end.
GRD09-129	82.49	85.91	50	129	3	PL	qtz	prt	cpy	pyr	10	63				NS	pyr	pyr	cpy		85					PL	pyr	pyr	cpy		80	60				
GRD09-129	85.91	86.01	1	100	100	CE	qtz	sul	pyr		10	60																								
GRD09-129	86.01	90.74	76	63	1	PL	qtz	pyr	cpy		10	53	2			NS	pyr	pyr	cpy		90					MV	qtz	pyr	cpy		50	40	270			
GRD09-129	90.74	91.35	4	21	1	BR	cla									VU	pyr	pyr	cpy		95	70														
GRD09-129	91.35	96.95	109	126	1	PL	qtz	pyr	cpy	prt	5	60	26			NS	pyr	pyr			90					PL	qtz	pyr			20	25	340			
GRD09-129	96.95	98.57	43	25	0.5	NS	pyr	pyr	cpy		90					PL	qtz	pyr	prt	cpy	10	70	345													
GRD09-129	98.57	101.31	7	14	2	PL	qtz	pyr			5	70				NS	cal																			Veins are broken up by the fault.
GRD09-129	101.31	103.04	21	32	1	PL	qtz	pyr	cpy		5	54				NS	qtz	pyr			10					NS	cal									
GRD09-129	103.04	104.41	26	31	1	PL	qtz	pyr	sul		5	60				BR	dol	pyr			5	10														
GRD09-129	104.41	104.57	1	25	25	VU	qtz	lim			10																									
GRD09-129	104.57	105	12	8	0.5	NS	pyr	pyr			90					PL	qtz	pyr			5	63														
GRD09-129	105	108.71	52	63	0.5	PL	pyr	pyr	cpy		80	60				PL	qtz	pyr			3	60	10			NS	qtz	pyr	cpy		20					
GRD09-129	108.71	110.62	27	23	0.5	PL	pyr	pyr	cpy		80	70				PL	qtz	pyr	prt	cpy	7	65				NS	pyr	pyr	cpy		80					Vein type 3 x-cuts foliation
GRD09-129	110.62	118.23	112	156	1	PL	qtz	pyr	cpy		3	63	300			NS	pyr	pyr	cpy		80					NS	cal									
GRD09-129	118.23	119.5	10	21	1	NS	cal									PL	qtz	pyr			3	60				CE	qtz	pyr	cpy	sul	10	58				Calcite stringers x-cut folitaion.
GRD09-129	119.5	120.66	24	68	2	PL	qtz	pyr			2	60				PL	cal					25				NS	pyr	pyr			90					
GRD09-129	120.66	123.11	29	66	2	DS	qtz	pyr	prt		3	60	40			NS	cal									NS	pyr	cpy			90					
GRD09-129	123.11	123.82	7	4	0.5	NS	pyr	pyr	cpy		90					NS	cal																			
GRD09-129	123.82	124.31	5	3	0.5	NS	qtz	prt			30																									
GRD09-129	124.31	126.6	14	32	1	NS	cal									PL	qtz	prt	cpy		15	65				PL	qtz				65					
GRD09-129	126.6	126.91	5	8	0.5	PL	cal	pyr			25	30				PL	cal	sph			5	15														Vein Type 2 x-cuts Vein Type 1.
GRD09-129	126.91	127.21	4	2	0.5	NS	pyr	pyr			90																									
GRD09-129	127.21	127.96	6	10	1	NS	qtz	prt	pyr		10					PL	cal					15														
GRD09-129	127.96	129.1	26	221	3	DS	qtz	prt			1	50				NS	cal																			
GRD09-129	129.1	130.08	14	48	4	DS	qtz	prt			3	45				NS	qtz	prt	cpy		7					NS	cal									
GRD09-129	130.08	131.18	14	65	6	PL	qtz	pyr	prt	cpy	15	60				NS	cal																			
GRD09-129	131.18	134.01	31	68	2	DS	qtz	pyr	cpy		15	55				NS	bio	prt			10					NS	cal									
GRD09-129	134.01	135.39	5	3	0.5	PL	prt	prt	pyr		70	5				NS	qtz	pyr			3					PL	cal					20				
GRD09-129	135.39	140.29	37	78	2	PL	cal					45				NS	qtz	pyr	cpy		15															
GRD09-129	140.29	141.61	16	36	2	DS	qtz									NS	pyr	pyr			80					NS	qtz	pyr			10					
GRD09-129	141.61	142.77	14	27	0.5	PL	dol					45				DS	qtz					70				PL	qtz	pyr			5	60				Vein Type 3 with calcite.
GRD09-129	142.77	144.76	33	48	1	PL	qtz					65				NS	pyr	prt	cpy		90					NS	cal	pyr			5					
GRD09-129	144.76	146.54	31	67	1	NS	pyr	pyr			70					NS	qtz	pyr	prt		5					DS	qtz					70				
GRD09-129	146.54	150.64	34	20	0.5	PL	qtz	pyr	prt	cpy	50	65	320			PL	cla	pyr	cpy		30	21	55			NS	cal	pyr	cpy		20					Vein Type 2 with calcite.
GRD09-129	150.64	151.32	17	76	0.5	PL	pyr	pyr			90	60	335			NS	cla									NS	qtz	pyr			2					
GRD09-129	151.32	151.92	11	9	0.5	NS	cla	pyr			5					NS	pyr	pyr	cpy		90															
GRD09-129	151.92	156.46	37	41	1	NS	pyr	cpy			80					PL	pyr	cpy			80	65	350			NS	cla	pyr	cpy		20					Vein Type 3 with quartz and possible ankerite.
GRD09-129	156.46	157.36	16	55	2	PL	qtz	pyr			25	70	10			NS	qtz	pyr			5					VU	pyr	pyr	cpy		95	50	10			
GRD09-129	157.36	158.6	1	3	3	VU	pyr	pyr			80	70																								
GRD09-129	158.6	160.59	4	4	1	PL	cpy	cpy			100	60																								
GRD09-129	160.59	161.59	20	15	0.5	NS	sul	sul	pyr		90					PL	qtz	pyr	ttr	grp	30	80														
GRD09-129	161.59	161.98	6	6	0.5	PL	cpy	cpy			100	65	340			BR	qtz	pyr			3															
GRD09-129	161.98	162.51	3	2	0.5	NS	cla																													
GRD09-129	162.51	164.87	10	6	0.5	DS	cpy	cpy			100					NS	qtz																			

HOle_ID	Vein From	Vein To	Number of Veins	Cummulative Vein Thickness mm	Common Thickness mm	Vein Inf-Type_1	Dominent Inf-Mineralogy_1	Sulfide Mineralogy_1_1	Sulfide Mineralogy_1_2	Sulfide Mineralogy_1_3	Total Sulfde %_1	Vein CA_1	Inf-Beta_1	Inf-Strike_1	Inf-dip_1	Vein Inf-Type_2	Dominent Inf-Mineralogy_2	Sulfide Mineralogy_2_1	Sulfide Mineralogy_2_2	Sulfide Mineralogy_2_3	Total Sulfde %_2	Vein CA_2	Inf-Beta_2	Inf-Strike_2	Inf-dip_2	Vein Inf-Type_3	Dominent Inf-Mineralogy_3	Sulfide Mineralogy_3_1	Sulfide Mineralogy_3_2	Sulfide Mineralogy_3_3	Total Sulfde %_3	Vein CA_3	Inf-Beta_3	Inf-Strike_3	Inf-dip_3	Vein Zone Description
GRD09-129	164.87	166.68	38	45	1	NS	sul	sul	pyr			90					PL	pyr	pyr			80	80				NS	cla									
GRD09-129	166.68	167.17	4	6	2	PL	qtz						60				DS	cpy	cpy			100															
GRD09-129	167.17	167.93	20	39	1	PL	qtz	pyr				50	70				NS	qtz	pyr			5					PL	qtz	cpy	pyr	ttr	30	10				
GRD09-129	167.93	168.87	29	61	2	PL	qtz	pyr				50	60				NS	qtz	pyr	cpy		35					PL	qtz	pyr	cpy		50	20				
GRD09-129	168.87	170.15	29	20	0.5	NS	pyr	pyr				90					NS	dol	pyr	cpy		20					NS	qtz	pyr			5					
GRD09-129	170.15	170.84	21	22	0.5	PL	qtz	pyr	cpy			40	65	280			PL	qtz					60	104			NS	pyr	pyr			80					
GRD09-129	170.84	171.87	34	17	0.5	NS	bio										NS	qtz	pyr			5					NS	cla									
GRD09-129	171.87	172.61	38	43	0.5	NS	qtz	pyr				2					PL	qtz	pyr	prt	cpy	35	60	230													
GRD09-129	172.61	173.19	26	13	0.5	NS	bio										NS	cla									PL	pyr	cpy			90	60				
GRD09-129	173.19	174.25	15	17	1	PL	qtz	pyr				10	80				NS	qtz	pyr			10															
GRD09-129	174.25	175.95	1	680	680	CE	cla	pyr				10																									
GRD09-129	175.95	177.03	40	30	1	DS	qtz	pyr				50					DS	cla																			
GRD09-129	177.03	177.94	6	10	2	NS	crb										NS	qtz																			Veins are fractured
GRD09-129	177.94	180.7	35	25	2	NS	crb										NS	pyr	pyr			95					NS	qtz	pyr			25					
GRD09-129	180.7	182	12	25	2	NS	qtz	pyr				5					NS	cla																			
GRD09-129	182	182.19	1	60	60	CE	cla	pyr	cpy			10																									
GRD09-129	182.19	182.56	6	10	2	NS	qtz	pyr				10					NS	cla																			
GRD09-129	182.56	185.14	6	25	1	NS	pyr	pyr									PL	pyr	cpy			70	40														Vein 2 has euhedral qtz and is 2 cm wide
GRD09-129	185.14	185.63	12	6	0.5	SP	qtz						70	20	98	59	NS	pyr	pyr	cpy																	
GRD09-129	185.63	187.82	22	20	1	NS	qtz	pyr				5					PL	pyr	pyr			80	50	330	71	77											
GRD09-129	187.82	188.68	3	40	10	CE	qtz																														
GRD09-129	188.68	189.07	10	10	1	NS	qtz										NS	pyr	pyr			75															
GRD09-129	189.07	192	45	30	0.5	NS	qtz	pyr				10					NS	cla																			
GRD09-129	192	197.73	100	60	0.5	SP	qtz	sul	pyr	cpy		3	50				NS	cla									DS	sul	sul			70					
GRD09-129	197.73	201	30	30	1	NS	qtz	pyr	cpy			30					NS	cla																			
GRD09-129	201	202.63	18	18	1	NS	pyr	pyr				60					NS	crb									SP	epi					30				
GRD09-129	202.63	204.77	50	30	0.5	ST	qtz	pyr				20					NS	qtz	pyr			50															
GRD09-129	204.77	211.26	50	80	2	NS	qtz	pyr	cpy			45					NS	epi																			
GRD09-129	211.26	213.36	20	15	1	NS	pyr	pyr				70					NS	qtz									NS	qtz	cpy	prt		5					
GRD09-129	213.36	216.5	20	20	1	NS	pyr	pyr	cpy			80					NS	qtz	pyr			10					NS	crb									
GRD09-129	216.5	219	20	10	0.5	NS	qtz	pyr				50					NS	qtz	pyr			2															
GRD09-129	219	221.16	50	35	0.5	NS	pyr	pyr				80					NS	qtz	pyr			15															
GRD09-129	221.16	222.4	15	8	0.5	NS	qtz	pyr				15					PL	qtz	cpy	pyr	sph	35	10				NS	pyr	pyr			80					
GRD09-129	222.4	223.74	20	15	1	NS	pyr	pyr	cpy			80					PL	qtz																			
GRD09-129	223.74	231.29	80	60	1	NS	qtz	pyr	cpy			15					NS	qtz									PL	crb					50				
GRD09-129	231.29	232.44	40	20	0.5	DS	pyr	pyr				70					NS	qtz	sul			5					NS	qtz	pyr			30					
GRD09-129	232.44	232.86	10	10	1	NS	pyr	pyr				60																									
GRD09-129	232.86	233.04	1	50	50	CE	qtz	pyr				10																									
GRD09-129	233.04	234.29	30	20	1	NS	qtz	pyx	pyr			30					NS	qtz																			
GRD09-129	234.29	237.14	100	70	0.5	NS	pyr	pyr	pyx																												
GRD09-129	237.14	238.69	30	30	1	NS	qtz										NS	pyr	pyr	pyx		60															
GRD09-129	238.69	239.44	1	100	100	CE	cla	pyx	pyr	cpy		30																									
GRD09-129	239.44	239.66	5	5	1	NS	qtz	pyr				5																									
GRD09-129	239.66	240.77	1	150	150	CE	qtz	pyx	cpy	asp		45																									
GRD09-129	240.77	242.8	50	40	1	NS	qtz	pyx				45					NS	pyx	pyx	pyr		55					NS	qtz									
GRD09-129	242.8	243.66	1	150	150	CE	qtz	pyr	cpy			30																									
GRD09-129	243.66	246.18	35	20	0.5	NS	pyr	pyr	cpy			75					NS	qtz	pyr			5															
GRD09-129	246.18	247.32	20	20	1	NS	pyr	pyr	cpy			90					NS	ser									NS	qtz	pyx			10					
GRD09-129	247.32	248.16	15	8	0.5	NS	pyr	pyr	cpy			70					ST	qtz	pyx																		
GRD09-129	248.16	249.25	15	15	1	NS	qtz	pyr	cpy			40					NS	qtz																			
GRD09-129	249.25	258.93	200	100	0.5	NS	pyr	pyr	cpy			90					NS	cla									DS	pyr	pyr	cpy		90					
GRD09-129	258.93	263.52	70	60	1	SP	pyr	pyr	cpy			75	30				NS	qtz	cpy	sox	prt	35					NS	cla									SP veins (vein 1) also at 60 deg TCA. Vein 2 represents 2 veins (1 cm wide). One has some oxidized sul while the other has prt.
GRD09-129	263.52	268.93	140	90	0.5	SP	pyr	pyr	cpy			70	70				NS	bio									NS	cla									Some pyr veins have more qtz than sul, some also have bleached selvages (< 5 mm from vnlt). Bio (dark soft vnlts are also locally stockworked).
GRD09-129	268.93	269.42	15	8	0.5	NS	pyr	pyr	cpy			90					NS	ser																			
GRD09-129	269.42	272.8	60	50	1	NS	pyr	pyr	pyx	cpy							NS	qtz	pyr			5					PL	crb					30				Vein 3 has rhodocrosite. Some qtz veins also have clay mixed with qtz (especially near end of hole)

Drill Hole Summary

Property:	Nucleus		
Zone:	Nucleus		
Drill Hole ID:	GRD09-130		
UTM Easting:	379316	**Elevation (m):**	918
UTM Northing:	6913720	**Azimuth:**	1
(NAD 83, Zone 8)		**Dip:**	-55
Depth (m):	291.09		
Drill Contractor:	Kluane Drilling Ltd.	**Logged by:**	J. van Randen
Date Started:	18-Jun-09	**Date Started:**	19-Jun-09
Date Completed:	21-Jun-09	**Date Completed:**	25-Jun-09
Core Size:	NTW		

Dataset	Hole_ID	Logged_by	Date_Logged	Edited_By	Ox_From	Ox_To	OXIDATION	Lith_From	Lith_To	Litho	Litho_Orig	Litho-1	Litho-2	% qtz Phenocryst	% fds Phenocryst	Grain Size	Texture-1	Texture-2	BxClast_1	BxClast_2	Lithology Description	Dominant Alt	Dominant Alt	Dominant Alt	Secondary Alt	Secondary Alt	Secondary Alt	Alteration Description
Nucleus	GRD09-130	J. van Randen	25-Jun-09		0	24.3	3	0	4.6	OVB	OVB										rounded locally reground pieces of oxidized clay rich possible schist protolith??;	cla	PAT	m	lim	per	s	
Nucleus	GRD09-130	J. van Randen	25-Jun-09		24.3	25.5	4	4.6	5.7	FAU	FAU	cla	lim			MG	FA	GO			intensely oxidized clay rich fault with 20% gouge in rusty crumbly fragments of possible SCH??; no contacts preserved.	cla	PER	i	lim	per	m	
Nucleus	GRD09-130	J. van Randen	25-Jun-09		25.5	36.5	3	5.7	6.6	SCH	SCH	cla	lim			MG	MO				mottled intensely clay altered oxidized ??SCH unit - difficult to tell prolith as unit does not appear to be foliated as almost all gone to clay and limonite	cla	PER	s	lim	per	m	
Nucleus	GRD09-130	J. van Randen	25-Jun-09		36.5	43	4	6.6	15.6	SCH	SCH	cla	qtz			MG	FX				intensely oxidized clay rich interval with patches of fractured qtz lenses up to 8 cm wide and very rarely does the unit appear foliated, probable protolith is schist as MGR below oxidizes differently to this interval and the presence of fractured white qtz bands are common in schist unit elsewhere on property.	lim	PER	s	cla	per	m	
Nucleus	GRD09-130	J. van Randen	25-Jun-09		43	58.3	2	15.6	22.8	MGR	MGR	qtz	lim			FG	PO	FX			fractured silica rich weakly porphyritic 3mm feldspars floating in a equigranular leucocratic matrix; common open space along rusty fractures with limonitic selvages up to 3mm wide	lim	SEL	s	cla	PSM	m	
Nucleus	GRD09-130	J. van Randen	25-Jun-09	K. Dodd	58.3	104.6	1	22.8	24.4	MGR	SCH	lim	qtz			MG	FX				intensely oxidized light bufforange coloured unit that is difficult to tell protolith and lacks foliation yet not crystalline like MGR above so possibly SCH but texure obliterated by oxidation. 07/10/09 Edited by K. Dodd. Changed lith from SCH to MGR	lim	PAT	s	cla	per	m	
Nucleus	GRD09-130	J. van Randen	25-Jun-09	K. Dodd	104.6	291.08	0	24.4	25.5	MGR	FAU	cla	lim			MG	FA	MA			dark orange-brown completely oxidized possible MGR fault zone with abundant clay and granular texure with darker "?SCH zenoliths fragments" in mostly MGR?? 07/10/09 Edited by K. Dodd. Changed lith from FAU to MGR. Possible PPF mixed in over last 20 cm of unit, hard to tell from photo.	lim	PER	i	cla	PSM	i	clay psm after feldspar and also in matrix of possible MGR with intense oxidation of host lithology.
Nucleus	GRD09-130	J. van Randen	25-Jun-09	K. Dodd				25.5	26.1	BRX	FBX	cla	lim				FA	BX	PPF		brecciated oxidized pitted crumbly unit yet 30% siliciified fragments of possible PPF- MGR contact; visible breccia fragments are PPF with fine grained sulphides. 07/10/09 Edited by K. Dodd. Changed lith from FBX to BRX. Possible minor faulting but brecciation is more likely a result of PPF intrusion. Removed grain size, added PPF to clast column	cla	PER	m	qtz	pat	i	patchy intense silicification and pervasive clay alteration throughout.
Nucleus	GRD09-130	J. van Randen	25-Jun-09	W. Barnes				26.1	36.5	QFP	PPF	qtz	fds	1	30	FG	PO	VU			oxidized PPF unit with 1% 2mm qtz eyes and 30% clay altered fds phenos up to 4mm in a grey aphanitic matrix; unit has a 50cm chill margin on upper contact (95% grey super fine grained matrix with rare fds phenocrysts); zones of 10% open space pits - weathered out fds?). Jan/10 unit is a QFP based on lithology, model and photos.	cla	PSM	m	lim	SEL	s	
Nucleus	GRD09-130	J. van Randen	25-Jun-09					36.5	38.9	SCH	SCH	lim	qtz			MG	FO				dark tan-buff coloured very weakly foliated ??SCH but unit is so oxidized that textures and rock unit are difficult to see; possible foliation 30 degrees to core axis?	cla	PER	m	lim	per	i	
Nucleus	GRD09-130	J. van Randen	25-Jun-09					38.9	43	MGR	MGR	lim	qtz			MG	PO				pitted (up to 20% porosity as <2cm rusty pits throughout) ??MGR as unit is so oxidized, textures obliterated; porphyrytic texture observed in an equigranular matrix - called it a ??MGR	lim	PER	i	cla	pat	w	
Nucleus	GRD09-130	J. van Randen	25-Jun-09					43	48.1	SCH	SCH	lim	cla			MG	FO				strongly oxidized and foliated ?SCH with local 2cm wide qtz ??sweats: foliation 55 degrees to core axis.	lim	PER	s	cla	pat	w	
Nucleus	GRD09-130	J. van Randen	25-Jun-09					48.1	48.6	MGR	MGR	lim	qtz			MG	FX				oxidized possible MGR interval with limonite discontiuous stringers in a qtz rich granular massive rock; crackle breccia texture of discontiuous lim stringers indicates brittle fracturing versus the schist unit around it.	lim	FFL	m	cla	pat	w	

Dataset	Hole_ID	Logged_by	Date_Logged	Edited_By	Ox_From	Ox_To	OXIDATION	Lith_From	Lith_To	Litho	Litho_Orig	Litho-1	Litho-2	% qtz Phenocryst	% fds Phenocryst	Grain Size	Texture-1	Texture-2	BxClast_1	BxClast_2	Lithology Description	Dominant Alt	Dominant Alt	Dominant Alt	Secondary Alt	Secondary Alt	Secondary Alt	Alteration Description
Nucleus	GRD09-130	J. van Randen	25-Jun-09					48.6	56.6	SCH	SCH	lim	qtz			MG	FO	BL			bleached well foliated interval with very qtz rich layers (could be a foliated MGR) but due to oxidation, difficult to determine if SCH or MGR.	lim	FFL	m				
Nucleus	GRD09-130	J. van Randen	25-Jun-09					56.6	57.5	MGR	MGR	lim	qtz			MG	PO				oxidized possible MGR interval with pervasive limonite and shot through with clay; pitted and relict qtz phenocrysts stand out as resistant knobs; lower contact broken with start of fault unit below.	cla	PER	m	lim	per	s	
Nucleus	GRD09-130	J. van Randen	25-Jun-09					57.5	58.3	FAU	FAU	cla				MG	FX	FA			crumbly broken oxidized interval with abundant kaolinite on fractures and pervasive clay throughout yet relict granular texture ??MGR host; contacts broken.	cla	PER	s	lim	SEL	m	
Nucleus	GRD09-130	J. van Randen	25-Jun-09	K. Dodd				58.3	59.05	FAU	FAU	qtz	cla								Edited by K. Dodd. Broke out fault from SCH unit below. Fault in SCH. Previously lumped together as FAU. 07/10/09							
Nucleus	GRD09-130	J. van Randen	25-Jun-09	K. Dodd				59.05	61.3	SCH		qtz				FG	FO	FX			faulted broken mixed interval of dominantly foliated ??SCH with <15cm fragments of MG granite and lesser f.g. foliated ??MGR; all oxidized however the oxidation level drastically reduces in this interval.	cla	PAT	m				
Nucleus	GRD09-130	J. van Randen	25-Jun-09					61.3	61.7	GRA	GRA	qtz	fds			CG	PO	FX			competent interval of fractured granite with abundant limonite as fracture fill; contact with faulted SCH is subparallel to core axis	cla	BLC	m	qtz			
Nucleus	GRD09-130	J. van Randen	25-Jun-09	K. Dodd				61.7	62.2	SCH	UNK	qtz	fds			MG	FO				dark grey deformed ??mylonite??SCH start of a mylonite??; interval is foliated and medium to fine grained with 5cm patches of speckled equigranular ??porphyroclasts in an amorphous dark grey ground mass. Edited 07/10/09 by K. Dodd. Changed lith from UNK to SCH.	cla	PAT	w	lim	FFL	w	
Nucleus	GRD09-130	J. van Randen	25-Jun-09					62.2	64	FAU	FAU	cla	lim			MG	FA	GO			crumbly completely clay rich interval of limonite stained ??SCH or mylonite??; no contacts preserved.	cla	PER	s	lim	FFL	m	
Nucleus	GRD09-130	J. van Randen	25-Jun-09	K. Dodd				64	65.5	MYL	UNK	qtz				MG	MA	BA			speckled dark grey sheared mylonite (weakly banded) unit with eguigranular qtz porphyroclast in a black plasticly deformed matrix; small scale augen shapes visible with flow texures and s,c foliations developed and outlined by thin <1mm limonite fractures. Edited 07/10/09 by K. Dodd. Changed lith from UNK to MYL.	chl	PAT	w				local f.g. chlorite in qtz sweat fragments within mylonite unit
Nucleus	GRD09-130	J. van Randen	25-Jun-09					65.5	67.8	GRA	GRA	qtz	chl			CG	MA				coarse grained chlorite altered granite interval with common pyr, cpy + qtz stringers; unit is undeformed.	chl	PSM	m				
Nucleus	GRD09-130	J. van Randen	25-Jun-09	K. Dodd				67.8	69.5	SCH	UNK	qtz	bio			MG	FO				foliated dark brown-grey speckled unit - looks like the start of the mylonite but not as intense of shearing as the 63-65.5m interval; consistent foliation 22 degrees to core axis and interval contains two discontinuous qtz sweats parallel the foliation - could be the schist unit starting to become mylonitized??? Edited 07/10/09 by K. Dodd. Changed lith from UNK to SCH.							
Nucleus	GRD09-130	J. van Randen	25-Jun-09					69.5	80.7	FAU	FAU	cla	qtz			MG	GO	FA			major faulted interval with abundant clay gouge sections yet 20-30 cm rafts of competent core (MGR, UNK, and dominantly SCH between 73.4-80.7m).							
Nucleus	GRD09-130	J. van Randen	25-Jun-09					80.7	81.4	MGR	MGR	qtz	fds			FG	MA	FX			fractured qtz rich microgranite interval with minor chlorite after biotite and limonite on fractures	chl	PSM	w				
Nucleus	GRD09-130	J. van Randen	25-Jun-09					81.4	83.5	SCH	SCH	qtz	cla			MG	BA	FA			medium grey coloured banded ??SCH unit with common clay and dark grey bands of ??biotite; foliation is 10 degrees to core axis. Edited 07/10/09 by K. Dodd. Qtz vein from 83.1-83.5m. Logged as separate unit but also noted in vein log. fractured white qtz vein with trace lim after pyrite along fractures, broken upper and lower contacts.	cla	PER	m				
Nucleus	GRD09-130	J. van Randen	25-Jun-09					83.5	84.1	SCH	SCH	qtz	cla			MG	FO				medium grey coloured foliated SCH unit with foliation 15 degrees to core axis.	cla	PER	w				
Nucleus	GRD09-130	J. van Randen	25-Jun-09					84.1	85	GRA	GRA	qtz	cla			MG	PO				medium grey medium grained granite with pervasive clay alteration and cut by thin sx stringers.	cla	PSM	m				

Dataset	Hole_ID	Logged_by	Date_Logged	Edited_By	Ox_From	Ox_To	OXIDATION	Lith_From	Lith_To	Litho	Litho_Orig	Litho-1	Litho-2	% qtz Phenocryst	% fds Phenocryst	Grain Size	Texture-1	Texture-2	BxClast_1	BxClast_2	Lithology Description	Dominant Alt	Dominant Alt	Dominant Alt	Secondary Alt	Secondary Alt	Secondary Alt	Alteration Description
Nucleus	GRD09-130	J. van Randen	25-Jun-09					85	87	SCH	SCH	qtz	cla			MG	FO				medium grey coloured foliated SCH unit with foliation 5-15 degrees to core axis.	cla	PER	w				
Nucleus	GRD09-130	J. van Randen	25-Jun-09					87	92.5	GRA	GRA	qtz	cla			CG	MA				light orange-buff coloured clay altered coarse grained granite with local larger clay altered phenos in an equigranular qtz-cly after fds groundmass.	cla	PSM	s	qtz	pat	w	
Nucleus	GRD09-130	J. van Randen	25-Jun-09					92.5	96.4	QFP	QFP	qtz	fds	10	40	FG	PO	BL			light grey bleached porphyritic qtz rich dyke (QFP) with local zoned fds phenos up to 1.5cm across in an aphanitic matrix. Interval cut by thin non systematic sx stringers plus local 3 cm wide breccia zones and discontinuous pyrite veins.	cla	PSM	w				
Nucleus	GRD09-130	J. van Randen	25-Jun-09	K. Dodd				96.4	97.7	BRX	FBX	cla	qtz				BX	BL	QFP		brecciated lower contact zone between QFP dyke and deformed grey schist unit below with abundant slickensides and small scale shearing; breccia composed of large <5cm subrounded fragments of bleached QFP in a dull grey ?sx matrix. 07/10/09 Edited by K. Dodd. Changed lith from FBX to BRX, removed grain size and added QFP to clast column.	cla	PAT	m				
Nucleus	GRD09-130	J. van Randen	25-Jun-09					97.7	102.5	SCH	SCH	chl	grt			MG	FO				foliated dark grey schist with bands of garnet augens along the foliation planes; foliation 35 degrees to core axis; common chlorite along slickensided fault planes parallel to CA.	cla	PAT	w	chl	PSM	s	
Nucleus	GRD09-130	J. van Randen	25-Jun-09					102.5	104.6	QFP	QFP	fds	qtz	10	30	FG	PO	BL			light grey bleached porphyritic qtz rich dyke (QFP) with local zoned fds phenos up to 1.5cm across in an aphanitic matrix. Interval cut by thin non systematic sx stringers plus local 3 cm wide breccia zones and discontinuous pyrite veins; sharp yet non planar upper and lower contacts.	cla	PSM	m				
Nucleus	GRD09-130	J. van Randen	25-Jun-09					104.6	110.5	SCH	SCH	chl	grt			MG	FO				porphyroblastic foliated garnet schist with 10% locally altered augens of garnet up to 3mm along chloritic (?after biotite?) foliation planes; interval contains 3 10-25cm wide buff coloured clay altered granite units which are parallel to 40 degree to core axis foliation.	chl	PSM	s	cla	PSM	m	
Nucleus	GRD09-130	J. van Randen	25-Jun-09	K. Dodd				110.5	120.8	SCH	UNK	chl	grt			MG	FO	BA			grey garnet schist unit becomes banded (60 degrees) with common qtz stringers and associated alteration envelopes which are bleached and clay rich; unit appears to becoming mylonitized downhole; very coarse grained garnets at 116.2m in a silicified f.g. groundmass. 07/10/09 Edited by K. Dodd. Changed lith from UNK to SCH. Changed grain size from CG to MG.	chl	PSM	m	qtz	pat	w	
Nucleus	GRD09-130	J. van Randen	25-Jun-09					120.8	121.4	MGR	MGR	qtz	grt			MG	BA				small interval of dominantly microgranite within garnet schist which has been mylonitized; mylonite grades into intensely sheared "classic mylonite texture" by 132m.	qtz	PAT	w	chl	SEL	m	
Nucleus	GRD09-130	J. van Randen	25-Jun-09	K. Dodd				121.4	124.3	SCH	UNK	chl	grt			MG	FO	BA			grey silcified garnet schist unit becomes banded (60 degrees) with common qtz stringers (plus open space up to 20%) and associated alteration envelopes which are bleached and clay rich; interval is sx rich with f.g. py>prt through out. 07/10/09 Edited by K. Dodd. Changed lith from UNK to SCH. Changed grain size from CG to MG.	qtz	PER	s	epi	SEL	w	
Nucleus	GRD09-130	J. van Randen	25-Jun-09	K. Dodd				124.3	128.4	MYL	UNK	bio	qtz			MG	FO	BA			distinct change to light brown biotite rich mylonite unit which is well foliated yet elongate 2mm sized qtz grains are common; lack of garnets like interval above. 07/10/09 Edited by K. Dodd. Changed lith from UNK to MYL.	bio	PER	s				
Nucleus	GRD09-130	J. van Randen	25-Jun-09					128.4	129.2	MGR	MGR	qtz	chl			FG	PO				weakly porphyrytic microgranite with 20% mylonite; contacts are deformed.	chl	PSM	w				
Nucleus	GRD09-130	J. van Randen	25-Jun-09	K. Dodd				129.2	133.4	MYL	UNK	bio	grt			MG	BA	FO			banded garnet rich schist/mylonite grades into intensely mylonitized speckled unit with 1mm qtz grains in a biotite rich f.g. sheared matrix; <10% thin qtz bands within interval. 07/10/09 Edited by K. Dodd. Changed lith from UNK to MYL.	bio	PSM	s				

Dataset	Hole_ID	Logged_by	Date_Logged	Edited_By	Ox_From	Ox_To	OXIDATION	Lith_From	Lith_To	Litho	Litho_Orig	Litho-1	Litho-2	% qtz Phenocryst	% fds Phenocryst	Grain Size	Texture-1	Texture-2	BxClast_1	BxClast_2	Lithology Description	Dominant Alt	Dominant Alt	Dominant Alt	Secondary Alt	Secondary Alt	Secondary Alt	Alteration Description
Nucleus	GRD09-130	J. van Randen	25-Jun-09	K. Dodd				133.4	137.9	MYL	UNK	bio	qtz			MG	FO				dark brown coloured less deformed than 129.2-133.4 interval with common 20% porphyritic microgranite lenses and dykes with deformed contacts to mylonite unit. 07/10/09 Edited by K. Dodd. Changed lith from UNK to MYL.							
Nucleus	GRD09-130	J. van Randen	25-Jun-09	K. Dodd				137.9	139.3	MYL	UNK	bio	qtz			MG	FO				light brown ?secondary biotite rich mylonite as described above; finely laminated/foliated. 07/10/09 Edited by K. Dodd. Changed lith from UNK to MYL.	bio	PER	s				
Nucleus	GRD09-130	J. van Randen	25-Jun-09					139.3	145.3	GRA	GRA	qtz	chl			CG	SE				medium to coarse grained undeformed granite interval with chlorite after biotite, unit is cut by numerous qtz +/- f.g. sulphide stringers.	chl	PSM	w				
Nucleus	GRD09-130	J. van Randen	25-Jun-09	K. Dodd				145.3	149.3	SCH	SCH	chl	qtz			MG	FA				??mylonite unit as sheared 2mm qtz grains but unit has been brittley deformed along chlorite rich 2cm apart sub parallel structures; unit is chopped up with stepped offsets of 1-2 cm....difficult to call a mylonite. 07/10/09 Edited by K. Dodd. Changed lith from UNK to SCH.	chl	PSM	s	qtz	per	m	
Nucleus	GRD09-130	J. van Randen	25-Jun-09					149.3	153	GRA	GRA	qtz	chl			CG	SE				medium to coarse grained undeformed granite interval with chlorite after biotite, unit is cut by numerous qtz +/- f.g. sulphide stringers; upper 1m of interval contains zenoliths of highly deformed UNK unit above with very deformed curvelinear contacts.	chl	PSM	w				
Nucleus	GRD09-130	J. van Randen	25-Jun-09	K. Dodd				153	162.7	QFP	PPF	fds	cla	2	20	FG	PO				light green tan coloured porphyritic dyke with 2% qtz eyes and common fds phenos in a fine grained matrix; abundant euhedral pyrite and lesser ?prt diss throughout but most sx as braided stringers and qtz/pyr veins. 07/10/09 Edited by K. Dodd. Changed lith from PPF to QFP.	cla	PSM	m				
Nucleus	GRD09-130	J. van Randen	25-Jun-09					162.7	168.2	GRA	GRA	cla	qtz			MG	FX				clay altered m.g. granite; locally crumbly ; deformed contacts	cla	PSM	m				
Nucleus	GRD09-130	J. van Randen	25-Jun-09	K. Dodd				168.2	169.3	SCH	UNK	cla	qtz			FG	FO	FX			foliated deformed SCH?? UNK mylonite (or weakly mylonitized with common qtz sweats and patchy clay making interval crumbly). 07/10/09 Edited by K. Dodd. Changed lith from UNK to SCH.	cla	FFL	s				
Nucleus	GRD09-130	J. van Randen	25-Jun-09	K. Dodd				169.3	170.7	FAU	UNK	cla	bio			MG	FO	FX			intensely clay rich and crumbly - swelling out of box, laminated with abundant biotite - 3cm wide bands look mylonitized so called whole interval UNK (mylonite). 07/10/09 Edited by K. Dodd. Changed lith from UNK to FAU due to clay content. Fault in SCH.	cla	PER	s				
Nucleus	GRD09-130	J. van Randen	25-Jun-09					170.7	171.5	GRA	GRA	cla	qtz			MG	FX				fractured very clay rich granite with chlorite after biotite; intensely clay altered schist??mylonite units on either side of this interval.	cla	PSM	s				
Nucleus	GRD09-130	J. van Randen	25-Jun-09	K. Dodd				171.5	172.8	SCH	UNK	cla	bio			MG	FO	FX			intensely clay rich and crumbly - swelling out of box, laminated with abundant biotite - 3cm wide bands look mylonitized so called whole interval UNK (mylonite). 07/10/09 Edited by K. Dodd. Changed lith from UNK to SCH. Contains faulted zones, but less than above, therefore SCH not FAU.	cla	PER	s				
Nucleus	GRD09-130	J. van Randen	25-Jun-09					172.8	175.2	GRA	GRA	qtz	chl			MG					relatively unaltered typical m.g. granite with chlorite after biotite.	chl	PSM	w				
Nucleus	GRD09-130	J. van Randen	25-Jun-09	K. Dodd				175.2	175.7	MYL	UNK	bio	qtz			MG	FO	BA			banded mylonite with sheared speckled look to core; qtz grains all the same size and <2mm; irregular contacts with granite. 07/10/09 Edited by K. Dodd. Changed lith from UNK to MYL. Highly sheared zone between GRA, could by SCH?							
Nucleus	GRD09-130	J. van Randen	25-Jun-09					175.7	183.2	GRA	GRA	qtz	chl			MG	MA				M.g. granite with local areas of clay alteration and lower 2 meters of interval contains 20cm wide bands of ??SCH or UNK mylonite unit.	cla	PAT	m				
Nucleus	GRD09-130	J. van Randen	25-Jun-09					183.2	185.7	MGR	MGR	qtz	bio			FG	FO	FA			mixed interval of foliated MGR and brittlely fractured silicified biotite rich SCH??/Mylonite??	qtz	PAT	m				
Nucleus	GRD09-130	J. van Randen	25-Jun-09					185.7	199.3	GRA	GRA	qtz	chl			MG	MA				medium grained granite with 25cm raft of biotite rich mylonite (??SCH) at 187.5m	cla	PSM	m				

Dataset	Hole_ID	Logged_by	Date_Logged	Edited_By	Ox_From	Ox_To	OXIDATION	Lith_From	Lith_To	Litho	Litho_Orig	Litho-1	Litho-2	% qtz Phenocryst	% fds Phenocryst	Grain Size	Texture-1	Texture-2	BxClast_1	BxClast_2	Lithology Description	Dominant Alt	Dominant Alt	Dominant Alt	Secondary Alt	Secondary Alt	Secondary Alt	Alteration Description
Nucleus	GRD09-130	J. van Randen	25-Jun-09	K. Dodd				199.3	203	MYL	UNK	bio	qtz			MG	BA				UNK??mylonite unit with 40% granite intervals; thin biotite layers with augenized <1cm qtz lenses along the weakly developed foliation planes. 07/10/09 Edited by K. Dodd. Changed lith from UNK to MYL. Highly sheared zone between GRA, could by SCH?	qtz	PER	m				
Nucleus	GRD09-130	J. van Randen	25-Jun-09					203	211.19	GRA	GRA	qtz	chl			MG	MA				medium grained granite with<5cm rafts of biotite rich mylonite (??SCH) throughout interval; dominantly pyrite stringers however, bournite plus pyr at 206.7 gives 152/85 orientation.	cla	PSM	w				
Nucleus	GRD09-130	J. van Randen	25-Jun-09	K. Dodd				211.19	215.2	MYL	UNK	bio	qtz			MG	BA				UNK??mylonite unit with 45% granite intervals; thin biotite layers with augenized <1cm qtz lenses along the weakly developed foliation planes. 07/10/09 Edited by K. Dodd. Changed lith from UNK to MYL. Highly sheared zone between GRA, could by SCH?	qtz	PER	m				
Nucleus	GRD09-130	J. van Randen	25-Jun-09					215.2	220.3	GRA	GRA	qtz	chl			MG	MA				medium grained granite with common sulphide stringers and local crumbly clay alteration at fractures (20 degree to core axis).	cla	PAT	w				
Nucleus	GRD09-130	J. van Randen	25-Jun-09	K. Dodd				220.3	222.5	MYL	UNK	bio	qtz			MG	BA	FX			UNK mylonite unit mixed with 20% granite; interval is banded and locally fractured and crumbly due to presence of clay. 07/10/09 Edited by K. Dodd. Changed lith from UNK to MYL. Highly sheared zone between GRA, could by SCH?	cla	PAT	m				
Nucleus	GRD09-130	J. van Randen	25-Jun-09					222.5	226.8	GRA	GRA	qtz	chl			MG	MA				medium grained granite; unit is broken and clay altered at the last 1m of interval	cla	PSM	w				
Nucleus	GRD09-130	J. van Randen	25-Jun-09	K. Dodd				226.8	233.3	SCH	SCH	bio	qtz			MG	BA				foliated ??mylonite unit (looks like it is becoming more like the sch unit with typical biotite rich layers and less recrystalized qtz and fds grains); interval is relatively rich in sulphides (py>cpy observed) and 10cm qtz vein associated with the sulphides. 07/10/09 Edited by K. Dodd. Changed lith from UNK to SCH.							
Nucleus	GRD09-130	J. van Randen	25-Jun-09					233.3	235	MGR	MGR	qtz	chl			MG	FO	BA			light green coloured foliated ??mylonitized microgranite with minor bands of red-brown biotite rich layers parallel the foliation; unit is characterized by discontiuous 1-2mm pyrite stringers throughout.	chl	PSM	w				
Nucleus	GRD09-130	J. van Randen	25-Jun-09					235	236.1	GRA	GRA	qtz	fds			CG	FB	BL			coarse grained granite which has been intensely sheared (?mylonitized) with s and c deformation fabrics developed; unit is crosscut by grey f.g. MGR vein as well as bull white qtz stringers up to 7cm wide; remnant augenized qtz grains up to 5mm in a qtz rich rare cement; command pyrite	qtz	PSM	s				
Nucleus	GRD09-130	J. van Randen	25-Jun-09					236.1	239	MGR	MGR	qtz	bio			MG	PO				dominantly MGR which is weakly porphrytic with 20 % mylonitized sch?? Bands; interval is chlorite altered with patchy silicification.	chl	PSM	m	qtz	pat	m	
Nucleus	GRD09-130	J. van Randen	25-Jun-09	K. Dodd				239	246.5	SCH	UNK	qtz	bio			MG	FO				mylonitized ??SCH as unit contains bands fo chl/bio schist with common highly deformed boudinaged qtz sweats; local areas display 2mm equigranular recrystallized qtz/fds porphyroclasts in a fine grained matrix which is typical of what we are calling mylonite; unit contains 3 <20cm MGR>GRA dykes; cpy in qtz late stringers observed crosscutting foliation. 08/10/09 Edited by K. Dodd. Changed lith from UNK to SCH.	chl	PSM	m				
Nucleus	GRD09-130	J. van Randen	25-Jun-09					246.5	247.7	PPF	PPF	fds	qtz	1	35	VF	PO				very dark grey PPF dyke with rare qtz eyes and fds phenos in an aphanitic qtz matrix; dyke is cut by cpy/pyr/qtz stringers; sharp upper and lower contacts oriented 084/65							
Nucleus	GRD09-130	J. van Randen	25-Jun-09	K. Dodd				247.7	253.7	SCH	UNK	qtz	bio			MG	FO				mylonitized ??SCH as unit contains bands fo chl/bio schist with common highly deformed boudinaged qtz sweats; augens of qtz at 252.5m show dextral shear sense; interval contains common c.g. cpy + pyrite in white and salmon coloured carbonate<euhedral qtz crystals rich stringers. 08/10/09 Edited by K. Dodd. Changed lith from UNK to SCH.	qtz	PAT	w				

Dataset	Hole_ID	Logged_by	Date_Logged	Edited_By	Ox_From	Ox_To	OXIDATION	Lith_From	Lith_To	Litho	Litho_Orig	Litho-1	Litho-2	% qtz Phenocryst	% fds Phenocryst	Grain Size	Texture-1	Texture-2	BxClast_1	BxClast_2	Lithology Description	Dominant Alt	Dominant Alt	Dominant Alt	Secondary Alt	Secondary Alt	Secondary Alt	Alteration Description
Nucleus	GRD09-130	J. van Randen	25-Jun-09	K. Dodd				253.7	256.3	BRX	FBX	cla	qtz			MG	BX		GRA	UNK	Breccia composed of 80% granite subangular clasts with 10% angular UNK clasts in a grey ??sx rich soft matrix; unit cut by qtz cpy pyr ??bournite? Stringers and late qtz clasts. 08/10/09 Edited by K. Dodd. Changed lith from FBX to BRX.	cla	PER	s				
Nucleus	GRD09-130	J. van Randen	25-Jun-09					256.3	264.8	GRA	GRA	cla	qtz			MG	MA				clay altered m.g. granite; locally crumbly; sharp 40 to core axis lower contact	cla	PSM	s				
Nucleus	GRD09-130	J. van Randen	25-Jun-09					264.8	266.3	GRA	GRA	cla	qtz			MG	FO				faulted contact between interval of granite above and silicified microgranite below; unit is 60% GRA with 40% irregular "fragments" of foliated MGR; all contacts are gradational	cla	PER	w				
Nucleus	GRD09-130	J. van Randen	25-Jun-09					266.3	268.4	MGR	MGR	qtz	qtz			MG	FX				dark grey silicified MGR with 10% silicified SCH??/UNK fragments; at least two ages of microgranite present as undeformed felsic MGR unit crosscuts silicified MGR.	qtz	PER	s				
Nucleus	GRD09-130	J. van Randen	25-Jun-09					268.4	269	MGR	MGR	qtz	fds			FG	PO				pale light grey younger underformed MGR interval which clearly intrudes the silicified MGR above; contacts are deformed and interval if broken.	qtz	PAT	m				
Nucleus	GRD09-130	J. van Randen	25-Jun-09					269	270	MGR	MGR	qtz	qtz			MG	FA				dark grey silicified MGR with 10% silicified SCH??/UNK fragments; interval is highly broken with clay along fractrues towards the bottom of the interval.	qtz	PER	s				
Nucleus	GRD09-130	J. van Randen	25-Jun-09	K. Dodd				270	275.2	SCH	UNK	bio	cla			MG	FO				clay altered foliated ??mylonite unit but with handlens inspection, matrix has a very igneous texture ??MGR or GRA along foliation..... 08/10/09 Edited by K. Dodd. Changed lith from UNK to SCH.	qtz	PER	m	cla	PAT	m	
Nucleus	GRD09-130	J. van Randen	25-Jun-09					275.2	278	GRA	GRA	cla	qtz			MG	MA				clay altered m.g. granite; locally crumbly.	cla	PSM	s				
Nucleus	GRD09-130	J. van Randen	25-Jun-09					278	281.9	MGR	MGR	cla	qtz			FG	FO	FX			fractured clay altered foliated microgranite	cla	PER	s				
Nucleus	GRD09-130	J. van Randen	25-Jun-09					281.9	287	MGR	MGR	qtz	chl			MG	FO				banded granitic textured unit with common boudinaged qtz sweats and chlorite/biotite rich bands- original unit could have been schist but 40% of unit is f.g. microgranite. 08/10/09 Edited by K. Dodd. Changed lith from UNK to MGR. I thought MGR looked more dominant.	qtz	PER	m				
Nucleus	GRD09-130	J. van Randen	25-Jun-09					287	291.08	MGR	MGR	qtz	cla			FG	FA				pervasively clay altered ?MGR cut by dull grey ?sx rich small scale breccia zones (with salmon pink coloured carbonate and possible mariposite??) parallel the core axis; EOH 291.08m.	cla	PER	s				

Hole_ID	Min_From	Min_To	pyrite	Pyrite %	Cpy%	Prt%	Asp%	Other	Other%	Mineralization Description
GRD09-130	65.6	67.8	pyr	2						dis pyr
GRD09-130	162.7	168.2	pyr	3						
GRD09-130	175.7	183.2	pyr	2						
GRD09-130	185.7	199.3	pyr	5						
GRD09-130	203	211.9	pyr	5						
GRD09-130	215.2	220.3	pyr	7	0.01					
GRD09-130	222.5	226.8	pyr	7						
GRD09-130	226.8	233.3	pyr	10	0.1	0.1				
GRD09-130	233.3	235	pyr	1						diss pyrite
GRD09-130	235	236.1	pyr	2						
GRD09-130	256.3	266.3	pyr	2						
GRD09-130	275.2	278	pyr	1						

Hole_ID	Structure From	Structure To	foliation CA	Beta	foliation strike	foliation dip	Struct_type1	Struct_subtype1	Struct_CA1	Struct_Beta1	Struct_strike1	Struct_dip1	Structure Description
GRD09-130	6.6	6.61					CTC	SCH-SCH	30				sharp ??contact as limonitic band 30 degrees to core axis; could be foliation as difficult to determine due to intensity of oxidation
GRD09-130	37.5	37.51	30										possible foliation outlined as limonitic band 30 degrees to core axis; could be foliation as difficult to determine due to intensity of oxidation
GRD09-130	44.9	44.91	55										
GRD09-130	48.1	48.11					CTC	SCH-MGR	55	185	2	3	upper contact of mgr unit with schist gives 002/3 but on stand Brunton gave 274/15 ??ori line incorrect??
GRD09-130	54	54.01	30										
GRD09-130	61.7	61.71					CTC	SCH-GRA	5				lower contact of granite interval is 5 degrees to core axis
GRD09-130	63.9	63.91	35										foliaition/banding in mylonite is 35 degrees to core axis
GRD09-130	65.5	65.51					CTC	GRA-MYL	55				sharp upper contact of granite unit is 55 degrees to core axis
GRD09-130	69	69.01	22										foliation in mylonite unit is 22 degrees to core axis
GRD09-130	80	80.01	5										foliation of faulted schist unit is 5 degrees to core axis.
GRD09-130	92.5	92.51					CTC	GRA-QFP	45	315	58	73	contact of granite-QFP gives 058/73 orientation
GRD09-130	102.4	102.41	45	146	191	24							
GRD09-130	108.2	108.21	38	250	10	47							
GRD09-130	117.7	117.71					FOM		64	150	137	17	banding///foliation in ??mylonitized garnet schist is 137/17, considerably different than garnet sch foliation of 010/47 (abrupt change of foliaiton…therefor more credence to it being a mylonite…
GRD09-130	121	121.01					FOM		70				banding in mylonite unit
GRD09-130	124.8	124.81					FOM		68				banding in mylonite unit
GRD09-130	130.5	130.51					FOM		62	195	48	10	banding in mylonite unit
GRD09-130	133	133.01					FOM		68	195	68	10	banding in mylonite unit
GRD09-130	138.3	138.31					FOM		35				foliation in bio sch??? Or banding in mylonite unit??
GRD09-130	148	148.01					SHR		45				sub parallel shear/fault planes 45 degrees to core axis with 1-2cm displacement of qtz lenses and chloritic schist host.
GRD09-130	153	153.01					CTC	GRA-PPF	45	310	55	71	sharp gra/ppf contact gives 55/71South orientation of dyke
GRD09-130	170	170.01					FOM		53				
GRD09-130	172.5	172.51					FOM		45	255	21	47	
GRD09-130	175.5	175.51					FOM		51				
GRD09-130	185.2	185.21	40	140	193	30							foliation in MGR unit gives 193/30 orientation.
GRD09-130	199.6	199.61					FOM		40	335	73	74	foliaiton in mylonite/granite interval is 073/74
GRD09-130	199.8	199.81					CTC	MGR-MYL	65	350	85	60	
GRD09-130	212.3	212.31					FOM		27				
GRD09-130	233.2	233.21					FOM		45	40	118	74	
GRD09-130	243.8	243.81					FOM		20				
GRD09-130	247.7	247.71					CTC	SCH-PPF	30	350	84	65	sharp lower contact of PPF dyke with mylonite unit gives (Called SCH) 084/65 orientation; Brunton check 089/62.
GRD09-130	264.8	264.81					CTC	GRA-GRA	40				
GRD09-130	270.4	270.41	5										

Hole_ID	Vein From	Vein To	Number of Veins	Cummulative Vein Thickness mm	Common Thickness mm	Vein Inf-Type_1	Dominent Inf-Mineralogy_1	Sulfide Mineralogy_1_1	Sulfide Mineralogy_1_2	Sulfide Mineralogy_1_3	Total Sulfde %_1	Vein CA_1	Inf-Beta_1	Inf-Strike_1	Inf-dip_1	Vein Inf-Type_2	Dominent Inf-Mineralogy_2	Sulfide Mineralogy_2_1	Sulfide Mineralogy_2_2	Sulfide Mineralogy_2_3	Total Sulfde %_2	Vein CA_2	Inf-Beta_2	Inf-Strike_2	Inf-dip_2	Vein Zone Description
GRD09-130	4.6	5.7	2	5	2	PL	lim				5	25														
GRD09-130	5.7	6.6	3	5	3	BR	lim				20															
GRD09-130	6.6	15.6	55	20	2	NS	lim				10															
GRD09-130	15.6	22.8	350	30	2	DS	lim				80															
GRD09-130	22.8	24.4	12	5	2	NS	lim				30															
GRD09-130	24.4	25.5	8	5	4	NS	lim				40															
GRD09-130	25.5	26.1	4	5	1	MV	lim				80															
GRD09-130	26.1	36.5	54	10	2	BR	lim				50					SP	lim				75	50				
GRD09-130	36.5	38.9	10	5	2	NS	lim				70															
GRD09-130	38.9	43	8	20	1	BR	lim				50															
GRD09-130	43	48.1	60	10	2	NS	lim				70															
GRD09-130	48.1	48.6	270	10	1	DS	lim				95															
GRD09-130	48.6	56.6	65	15	2	NS	lim				70					PL	qtz	lim			40	75				
GRD09-130	56.6	57.5	14	5	2	DS	lim				90															
GRD09-130	57.5	58.3	5	5	2	NS	lim				60															
GRD09-130	58.3	61.3	6	5	2	SP	qtz	pyr			35	35														
GRD09-130	61.3	61.7	14	5	1	SP	pyr				70	80														
GRD09-130	61.7	62.2	12	5	2	NS	chl	pyr			10															
GRD09-130	65.6	67.8	15	10	2	SP	qtz	pyr	cpy		20	50														
GRD09-130	67.8	69.5	10	15	5	NS	cal	pyr			10															
GRD09-130	73.4	80.7	17	10	2	SP	cal	lim	pyr		40	60														
GRD09-130	80.7	81.4	4	5	2	DS	cal	lim	pyr		25															
GRD09-130	81.4	83.1	13	5	1	NS	cal	lim	pyr		2															
GRD09-130	83.1	83.5	1	1	1	BR	qtz	pyr			0.01															
GRD09-130	83.5	84.1	9	5	2	SP	qtz	pyr			10	70														
GRD09-130	84.1	85	10	5	2	SP	qtz	pyr			30	50														
GRD09-130	85	87	15	5	1	SP	cal	pyr			10	55														
GRD09-130	87	92.5	300	10	1	MV	lim	prt			75															
GRD09-130	92.5	96.4	75	15	1	DS	pyr	pyr	lim		80					PL	pyr	pyr			80	47	32	112	74	check geocalculator conversion of a,b angles using hypothedical example with Roger and calculator works well (Brunton check 110/75)
GRD09-130	96.4	97.7	3	10	7	SP	lim	pyr			40	30														
GRD09-130	97.7	102.5	24	5	2	DS	lim	pyr			5															
GRD09-130	102.5	104.6	22	5	3	DS	pyr	pyr	lim		80					SP	pyr	pyr			80	35	270	22	62	subparallel sulphide stringers (local bx zones) oriented 270/62.
GRD09-130	104.6	110.5	23	10	2	SP	qtz	pyr			50	30														
GRD09-130	110.5	120.8	7	5	2	NS	cla	pyr	lim		10															
GRD09-130	120.8	121.4	4	5	2	PL	qtz	pyr			10	50														
GRD09-130	121.4	124.3	16	10	4	BR	qtz	pyx	pyr		30															
GRD09-130	124.3	128.4	11	15	5	NS	chl	pyr			5					PL	pyx	pyr	cpy		80	35				
GRD09-130	128.4	129.2	2	3	1	NS	chl	pyr			1															
GRD09-130	129.2	133.4	29	5	2	BR	chl	pyr	cpy		20															
GRD09-130	133.4	137.9	3	5	2	NS	qtz	pyr	cpy		1															
GRD09-130	137.9	139.3	4	10	3	BR	qtz	pyr			2															
GRD09-130	139.3	145.3	117	10	1	DS	pyr	pyr			90					SP	qtz	pyr			20	60				
GRD09-130	145.3	149.3	12	30	10	NS	qtz	pyr	prt	cpy	50															up to 2cm wide qtz veins with pyr>prt>cpy as large masses within qtz stringers at various angles to core axis.
GRD09-130	149.3	153	200	10	1	DS	pyr	pyr			75															
GRD09-130	153	162.7	120	40	5	DS	pyr	pyr			85					SP	pyr	cpy			85	17	67	152	89	common 5-10mm wide pyr>>cpy sx veins oriented 152/89 throughout dyke.
GRD09-130	162.7	168.2	33	15	3	NS	qtz	pyr			40															
GRD09-130	168.2	169.3	14	10	2	SP	cla	pyr			10	40														
GRD09-130	169.3	170.7	1	5	2	BR	cla	pyr			5															
GRD09-130	170.7	171.5	6	5	2	DS	pyr	pyr			80															

Hole_ID	Vein From	Vein To	Number of Veins	Cummulative Vein Thickness mm	Common Thickness mm	Vein Inf-Type_1	Dominent Inf-Mineralogy_1	Sulfide Mineralogy_1_1	Sulfide Mineralogy_1_2	Sulfide Mineralogy_1_3	Total Sulfde %_1	Vein CA_1	Inf-Beta_1	Inf-Strike_1	Inf-dip_1	Vein Inf-Type_2	Dominent Inf-Mineralogy_2	Sulfide Mineralogy_2_1	Sulfide Mineralogy_2_2	Sulfide Mineralogy_2_3	Total Sulfde %_2	Vein CA_2	Inf-Beta_2	Inf-Strike_2	Inf-dip_2	Vein Zone Description
GRD09-130	171.5	172.8	2	5	2	SI	cla	pyr			30															
GRD09-130	172.8	175.2	10	10	1	DS	qtz	pyr			70															
GRD09-130	175.2	175.7	1	2	2	SI	cla	pyr			10															
GRD09-130	175.7	183.2	200	30	2	DS	qtz	pyr	prt	cpy	80															
GRD09-130	183.2	185.7	75	30	5	SP	qtz	pyr			65	45														
GRD09-130	185.7	199.3	400	40	2	DS	qtz	pyr	spe		80															common discontinuous pyr stringers as well as large 4cm bleb of possible specularite at 186.1m.
GRD09-130	199.3	203	5	10	2	NS	qtz	pyr			20															
GRD09-130	203	211.19	82	30	1	DS	qtz	pyr	cpy		80															
GRD09-130	211.19	215.2	23	20	1	SP	qtz	pyr	cpy		65	20														
GRD09-130	215.2	220.3	68	30	1	DS	qtz	pyr	cpy		70															
GRD09-130	220.3	222.5	12	20	2	SP	qtz	pyr	cpy		40	40														
GRD09-130	222.5	226.8	77	30	1	DS	qtz	pyr			80															
GRD09-130	226.8	233.3	23	35	2	NS	pyr	cpy			80					PL	pyr	bor			80	20	69	152	85	pyrite/bournite stringer at 206.7m oriented 152/85
GRD09-130	233.3	235	500	30	2	DS	pyr				90															
GRD09-130	235	236.1	20	10	1	DS	qtz	pyr			50					SP	pyr				70	20				
GRD09-130	236.1	239	23	20	2	BR	qtz	pyr			40															
GRD09-130	239	246.5	33	35	3	PL	qtz	pyr	cpy		30	10														
GRD09-130	246.5	247.7	6	10	2	PL	qtz	pyr	cpy		50	30														
GRD09-130	247.7	253.7	21	40	5	PL	qtz	pyr	cpy	bor	50	15				SP	qtz	pyr	cpy	bor	50	15	290	69	42	
GRD09-130	253.7	256.3	45	20	1	DS	pyr	pyr	cpy		70															
GRD09-130	256.3	264.8	77	30	1	DS	pyr	pyr			60															
GRD09-130	264.8	266.3	100	30	1	DS	pyr	pyr			70					SP	pyr	pyr			70	37	58	125	62	
GRD09-130	266.3	268.4	23	10	1	DS	qtz	pyr			80															
GRD09-130	268.4	269	4	5	1	DS	pyr	pyr			90															
GRD09-130	269	270	17	30	2	DS	qtz	pyr			40															
GRD09-130	270	275.2	25	20	2	PL	cal	pyr			10	30														
GRD09-130	275.2	278	32	20	1	DS	pyr	pyr			80															
GRD09-130	278	281.9	27	20	1	DS	pyr	pyr			75															
GRD09-130	281.9	287	20	10	1	DS	qtz	pyr			60															
GRD09-130	287	291.08	4	30	6	PL	cal	pyx			30	4														

Drill Hole Summary

Property:	Nucleus		
Zone:	Nucleus		
Drill Hole ID:	GRD09-131		
UTM Easting:	379402	**Elevation (m):**	898
UTM Northing:	6913720	**Azimuth:**	1
(NAD 83, Zone 8)		**Dip:**	-50
Depth (m):	301.76		
Drill Contractor:	Kluane Drilling Ltd.	**Logged by:**	S. Dyck
Date Started:	19-Jun-09	**Date Started:**	24-Jun-09
Date Completed:	24-Jun-09	**Date Completed:**	28-Jun-09
Core Size:	NTW		

Dataset	Hole_ID	Logged_by	Date_Logged	Ox_From	Ox_To	OXIDATION	Lith_From	Lith_To	Litho	Litho-1	Litho-2	% qtz Phenocryst	% fds Phenocryst	Grain Size	Texture-1	Texture-2	BxClast_1	BxClast_2	Lithology Description	Dominant Alte	Dominant Alte	Dominant Alte	Secondary Alt	Secondary Alt	Secondary Alt	Alteration Description
Nucleus	GRD09-131	S. Dyck	6/28/2009	0	4.57	3	0	6.13	REW										Granitic units and crumbly SCH.							
Nucleus	GRD09-131	S. Dyck	6/28/2009	4.57	11.9	4	6.13	7.62	SCH	bio	qtz			MG	FX				Very fractured and crumbly intensely oxidized SCH. Dark orange grey in colour. May have minor inclusions of a granitic intrusion. May have a minor fault (minor gouge).	cla	PAT	w				
Nucleus	GRD09-131	S. Dyck	6/28/2009	11.9	15.11	3	7.62	12.09	SCH	bio	qtz			MG	FX				Dark orange grey, highly fractured and oxidized SCH.	cla	PER	m				
Nucleus	GRD09-131	S. Dyck	6/28/2009	15.11	16.46	4	12.09	27.56	SCH	bio	qtz			MG	FO	FX			Dark orange and grey, locally highly fractured or moderatly fractured, moderately to strongly oxidized SCH. Local minor mylonitic texture. Local amphibole rich bands <5 cm wide. Minor equigranular GRA (oxidized) at 22.70-22.80m. Local minor hem on fractures.	cla	PER	m	qtz	PAT	w	
Nucleus	GRD09-131	S. Dyck	6/28/2009	16.46	27.84	3	27.56	29.73	SCH	bio	qtz			MG	FX	FO			Dark orange and grey SCH with minor GRA intrusions. Very fractured, locally crumbly (possible fault gouge).	cla	PER	w				
Nucleus	GRD09-131	S. Dyck	6/28/2009	27.84	29.73	4	29.73	31.02	GRA	fds	qtz			MG	EG				Orange GRA. Locally fractured. Upper and lower contacts are fractured. Upper contact is strongly oxidized and lower contact is bleached.	qtz	PER	m	cla	PAT	w	
Nucleus	GRD09-131	S. Dyck	6/28/2009	29.73	40	3	31.02	31.58	SCH	bio	qtz			MG	FO	FX			Bleached SCH with GRA bands. Fractured with lim infill. Light orange grey in colour. Difficult to differentiate 2 rock types due to oxidation and alteration.	cla	PER	m				
Nucleus	GRD09-131	S. Dyck	6/28/2009	40	43.5	2	31.58	32.66	GRA	fds	qtz			MG	EG	FX			Orange oxidized GRA with 10 cm band of bio qtz SCH. Strongly fractured. Upper contact is irregular 'fingering' into SCH.	qtz	PER	m	cla	PAT	w	
Nucleus	GRD09-131	S. Dyck	6/28/2009	43.5	44.2	4	32.66	33.13	SCH	bio	qtz			MG	FO				Dark grey SCH with weak local protomylonitic texture. Moderately oxidized.	cla	PER	w				
Nucleus	GRD09-131	S. Dyck	6/28/2009	44.2	44.46	3	33.13	34.49	GRA	fds	qtz			MG	EG	FX			Orange oxidized GRA, fractured.	qtz	PER	m	cla	PAT	w	
Nucleus	GRD09-131	S. Dyck	6/28/2009	44.46	44.93	4	34.49	35.44	SCH	qtz	bio			MG	FO				Grey SCH with increased qtz. Moderately oxidized with local minor protomylonitic texture. Weakly bleached.	qtz	PER	m				
Nucleus	GRD09-131	S. Dyck	6/28/2009	44.93	45.67	3	35.44	36.36	GRA	fds	qtz			MG	EG	FX			Orange oxidized GRA, fractured.	qtz	PER	m	cla	PAT	w	
Nucleus	GRD09-131	S. Dyck	6/28/2009	45.67	52.8	4	36.36	36.94	SCH	bio	qtz			MG	FO				Orangey grey SCH with many healed fractures filled with clay and lim. Increased clay alteration.	cla	PER	m				
Nucleus	GRD09-131	S. Dyck	6/28/2009	52.8	54.5	2	36.94	37.38	GRA	fds	qtz			MG	EG				Orange oxidized GRA, fractured. Bio infilling between qtz and fds grains. Darker than previous GRA in hole.	qtz	PER	m	cla	PAT	m	
Nucleus	GRD09-131	S. Dyck	6/28/2009	54.5	56.9	3	37.38	43.78	SCH	bio	qtz			MG	FO				Dark grey SCH with weak to moderate oxidation. 3 minor granitic units (one near upper contact is ver felsic, 2 near 39.00 m is more mafic, both are < 20 cm). Fracturing decreases downhole.	qtz	PER	w				
Nucleus	GRD09-131	S. Dyck	6/28/2009	56.9	58.62	2	43.78	44.46	SCH	bio	qtz			MG	FX	FO			Dark orange SCH. Fractured with minor gouge. Fracture filled with lim. Crackle brecciated near fault. Strongly oxidized.	cla	PER	m				
Nucleus	GRD09-131	S. Dyck	6/28/2009	58.62	60.46	4	44.46	44.93	GRA	fds	qtz			MG	EG				Orange GRA, locally fractured. Little mafics visible. Upper contact is fractured and strongly oxidized.	qtz	per	m	cla	PAT	w	
Nucleus	GRD09-131	S. Dyck	6/28/2009	60.46	61.07	3	44.93	45.67	SCH	bio	qtz			MG	FO				Altered SCH, locally protomylonitic texture. Dark grey in colour, less oxidized than surrounding rock.	cla	PER	w				
Nucleus	GRD09-131	S. Dyck	6/28/2009	61.07	62.7	4	45.67	47.62	SCH	qtz	bio			MG	FO	FA			Fractured, weakly crackle brecciated, locally gougey SCH. Intensely oxidized. Orange SCH. Strong clay alteration.	cla	PER	s				
Nucleus	GRD09-131	S. Dyck	6/28/2009	62.7	67.92	3	47.62	48.75	SCH	lim	cla			FG	FO	FX			Strongly oxidized and clay altered. Mostly lim and clay now. Weak foliation near lower contact with GRA.	cla	PER	s				
Nucleus	GRD09-131	S. Dyck	6/28/2009	67.92	69.41	4	48.75	49.2	BRX	qtz	lim				A	Z			Siliciz rich, fractured crackle breccia. Clast supported, lim matrix. Angular clasts. Possibly was a GRA before brecciation. Minor fault gouge towards end of interval.	qtz	PER	s				
Nucleus	GRD09-131	S. Dyck	6/28/2009	69.41	73.6	2	49.2	50.33	SCH	lim	cla			FG	FO	FX			Strongly oxidized and clay altered. More foliation visible. Minor hem along foliation.	cla	PER	s				
Nucleus	GRD09-131	S. Dyck	6/28/2009	73.6	74.41	4	50.33	52.24	FAU	cla					FA				Crumbly faulted SCH? Light grey in colour, less oxidized than above.	cla	PER	s				

Dataset	Hole_ID	Logged_by	Date_Logged	Ox_From	Ox_To	OXIDATION	Lith_From	Lith_To	Litho	Litho-1	Litho-2	% qtz Phenocryst	% fds Phenocryst	Grain Size	Texture-1	Texture-2	BxClast_1	BxClast_2	Lithology Description	Dominant Alte	Dominant Alte	Dominant Alte	Secondary Alt	Secondary Alt	Secondary Alt	Alteration Description
Nucleus	GRD09-131	S. Dyck	6/28/2009	74.41	74.81	3	52.24	53.18	SCH	bio	qtz			MG	FX				Weakly brecciated and deformed SCH near contact with fault. Foliation no longer visible. Weak protomylonitic texture.	cla	PER	m				
Nucleus	GRD09-131	S. Dyck	6/28/2009	74.81	76.39	4	53.18	55.81	SCH	bio	qtz			FG	FO				Finer grained, dark grey SCH. Less oxidized. Locally fractured with minor folding.	cla	PER	m	qtz	PAT	m	
Nucleus	GRD09-131	S. Dyck	6/28/2009	76.39	81.63	2	55.81	58.62	QFP	qtz		3	40	VF	PO				Light grey quartz feldspar porphyry, no visible sulphides. Minor lim vnlts. Qtz eyes 1-3 mm in size, fds phenos 1-3 mm in size (mostly 1 mm). Some phenos replaced with lim.	cla	PHE	s				
Nucleus	GRD09-131	S. Dyck	6/28/2009	81.63	83.85	3	58.62	59.86	SCH	bio	cla			FG	FO				Light orange grey SCH. Deformed and altered (between 2 QFP units). Protomylonitic texture.	cla	PER	s				
Nucleus	GRD09-131	S. Dyck	6/28/2009	83.85	85.62	4	59.86	74.63	QFP	qtz		5	25	VF	PO				Light orange QFP. 60 cm chill margin at upper contact with SCH. 1.75 m chill margin at lower contact. Phenos are 0.5-2 mm (smaller than above). Increased lim stringers and qtz vns. No visible sulphides. Locally fractured with goethite on some fractures.	cla	PHE	s				
Nucleus	GRD09-131	S. Dyck	6/28/2009	85.62	88.77	3	74.63	76.39	SCH	lim	cla			FG	FO				Weakly foliated, strongly oxidized and clay altered orange SCH. Fracturing increases downhole. Local qtz sweats (<5 cm). May have minor MGR unit towards end of interval.	cla	PER	s				
Nucleus	GRD09-131	S. Dyck	6/28/2009	88.77	97.65	2	76.39	78.06	SCH	qtz	bio			FG	FO	BL			Light grey bleached SCH with patchy bio. Moderately fractured. Clay alteration grades into silicification.	cla	PAT	m	qtz	PAT	s	
Nucleus	GRD09-131	S. Dyck	6/28/2009	97.65	102.25	1	78.06	83.85	SCH	bio	qtz			FG	FO				Dark grey to light purple SCH. Locally minor fracturing. Oxidation increases downhole. Patchy silicification. Minor granitic intrusions (<10 cm wide). Qtz-pyr vns increase downhole.	qtz	PAT	m	cla	PAT	w	
Nucleus	GRD09-131	S. Dyck	6/28/2009	102.25	301.76	0	83.85	85.62	SCH	bio	qtz			MG	FO	FX			Dark orange, intensely oxidized SCH. Weakly foliated, heavily fractured. Texture appears to be slightly mylonitic but difficult due to oxidation.	cla	PAT	m	qtz	PAT	m	
Nucleus	GRD09-131	S. Dyck	6/28/2009				85.62	88.77	SCH	qtz	bio			MG	FO				Dark orange, moderately pervasively oxidized SCH. Local crackle brecciation with lim matrix. Bio is patchy and overprinted by lim.	qtz	PAT	m				
Nucleus	GRD09-131	S. Dyck	6/28/2009				88.77	91.78	SCH	qtz	bio			MG	FO				Light purple grey SCH. Local bleaching and silicification. Minor goethite on fractures. Sulphide content is increasing and oxide is decreasing.	qtz	PAT	m				
Nucleus	GRD09-131	S. Dyck	6/28/2009				91.78	93.5	SCH	bio	qtz			MG	FO				Dark grey SCH. Pyrite along foliation, increasing towards MSK. Minor lim on fractures. Locally offset bands, minor deformation.	qtz	PAT	m				
Nucleus	GRD09-131	S. Dyck	6/28/2009				93.5	94.41	MSK	pyr	qtz			MG	VU				40% pyr in skarn. Minor vuggy texture (vugs < 3 mm in size). Difficult to tell original rock type. Some remnant qtz, chl and act. Pyr is patchy. Unit is between two SCH units. Possibly was an amphibolite SCH or AMP that has been altered. Possible GRA intrusive < 10 cm near beginning of interval. Minor lim in some vugs. Very faint banded appearance. Gradational upper contact with SCH.	chl	PAT	m	bio	PAT	w	
Nucleus	GRD09-131	S. Dyck	6/28/2009				94.41	97.29	MSK	pyr	qtz			MG	BA	MA			Locally banded or almost massive in texture (where pyr content increases). Similar to unit directly above with more pyr (50%) and more chl. Strongly chl altered with some act. Lim still on fractures and surrounding pyr patches locally. Pyr and chl alteration decreases near lower contact with SCH. Weak foliation visible near lower contact. Gradatioanl lower contact with SCH. Minor cpy in stringers.	chl	PER	s	bio	PAT	w	
Nucleus	GRD09-131	S. Dyck	6/28/2009				97.29	98.61	SCH	qtz	bio			MG	FO				Grey SCH with minor bleaching. Increased qtz content, less bio. Foliaiton weak. Possible minor patchy GRN intrusions fingering into SCH.	qtz	PER	m	cla	PAT	w	

Dataset	Hole_ID	Logged_by	Date_Logged	Ox_From	Ox_To	OXIDATION	Lith_From	Lith_To	Litho	Litho-1	Litho-2	% qtz Phenocryst	% fds Phenocryst	Grain Size	Texture-1	Texture-2	BxClast_1	BxClast_2	Lithology Description	Dominant Alte	Dominant Alte	Dominant Alte	Secondary Alt	Secondary Alt	Secondary Alt	Alteration Description
Nucleus	GRD09-131	S. Dyck	6/28/2009				98.61	102.25	QFP	qtz	fds	50	10	VF	PO				Some fds phenos are clay altered. Size of phenos ranges from <1 mm to 4 mm. Pyr sometimes rimming qtz and fds phenos. Bottom of oxidation zone. Lim in fractures.	cla	PHE	m				
Nucleus	GRD09-131	S. Dyck	6/28/2009				102.25	103.2	MSK	qtz	pyr			MG	BA				More qtz and less chl than above. Slightly banded appearance. Pyr only 15%. Locally looks like an intrusive. Minor cpy. Pyr becomes patchier towards lower contact.	qtz	PER	m				
Nucleus	GRD09-131	S. Dyck	6/28/2009				103.2	106.48	MSK	qtz	pyr			MG	BA	MA			Similar to MSK further up hole with more chl and possible act. Locally minor vuggy sections with increased pyr. Replacing AMP or AMP SCH? Minor secondary bio. May have very weak cpy. Lower contact is gradational.	qtz	PAT	s	chl	PAT	m	Weak secondary bio.
Nucleus	GRD09-131	S. Dyck	6/28/2009				106.48	107.62	SCH	qtz	bio			FG	FO				Foliated locally bleached SCH. Light purple grey. Moderate stringers throughout. Local patches of increased pyr, decreasing downhole.	qtz	BAN	s				
Nucleus	GRD09-131	S. Dyck	6/28/2009				107.62	109.75	MYL	bio	fds			MG	FO	MY			Protomylonitized SCH and GRN. GRN from 108.91-109.32m. Also fresher (not deformed) MGR (<20 cm). Local bleaching. Dark purple grey.	qtz	PAT	w	bio	PAT	w	
Nucleus	GRD09-131	S. Dyck	6/28/2009				109.75	110.9	MYL	bio	qtz			MG	FO	MY			Protomylonite, appears to have been a bio qtz SCH. Locally bleached. Slight rounding of some qtz/fds grains. Dark purple grey to light grey.	qtz	PER	m				
Nucleus	GRD09-131	S. Dyck	6/28/2009				110.9	111.7	MGR	qtz	fds			FG	FO				Weakly foliated MGR. weakly clay altered.	cla	PER	w				
Nucleus	GRD09-131	S. Dyck	6/28/2009				111.7	112.76	MSK	qtz	pyr			FG	BA				"Tiger stripe". Massive pyr section from 112.23-112.41 m. Otherwise mineralization is <10%. Local silicification and patchy clay alteration. Clay alteration near massive pyr. Slight vuggy texture in pyr. May have been part intrusive and part SCH.	qtz	PAT	m	cla	PAT	m	
Nucleus	GRD09-131	S. Dyck	6/28/2009				112.76	113.53	MYL	qtz	fds			MG	FO	MY			Protomylonite, may have been a more granitic unit or a SCH. Most grains are stretched and deformed. Local silicification and clay alteration. Local minor patchy secondary bio.	qtz	PAT	m	cla	PAT	m	Weak secondary bio.
Nucleus	GRD09-131	S. Dyck	6/28/2009				113.53	114.8	SCH	bio	qtz			FG	FO				Mostly bio qtz SCH with minor chl. Dark grey. Has minor bands with a MY texture (very weak). Minor patches of deformed GRN.	qtz	PER	w				
Nucleus	GRD09-131	S. Dyck	6/28/2009				114.8	117.85	MYL	bio	qtz			MG	FO	MY			Protomylonite, similar to unit at 112.76-113.53m. Seems to be mostly SCH with minor GRN intrusions. Dark grey in colour. Minor replaced grt near 117.00m.	bio	PAT	w				
Nucleus	GRD09-131	S. Dyck	6/28/2009				117.85	119.3	SCH	bio	qtz			FG	FO				Well foliated bio chl SCH, finer grained than above, dark grey. Patchy epidote alteration. Bands of qtz interlayered with mafics. Mineralized qtz vns increase.	qtz	PER	m	epi	PAT	w	
Nucleus	GRD09-131	S. Dyck	6/28/2009				119.3	121.25	MSK	qtz	pyr			MG	FO				Foliated weak MSK. Skarnified SCH? Mostly well foliated with increased qtz. Minor bio present. Pyr is patchy (10%). Local clay alteration.	qtz	BAN	m	cla	PAT	m	
Nucleus	GRD09-131	S. Dyck	6/28/2009				121.25	123.51	MSK	qtz	pyr			MG	BA	VU			Stronger mineralized MSK. 40% pyr, blebbly, locally massive. Locally banded or vuggy. Minor cpy (3%), cpy within massive pyr and in veins. Mostly qtz and pyr. Qtz is mostly finer grained and not euhedral.	qtz	PER	s	cla	PAT	w	
Nucleus	GRD09-131	S. Dyck	6/28/2009				123.51	124.97	MSK	qtz	pyr			MG	FO				Unit similar that that at 1193-121.25m. Weakly foliated with decreasing pyr downhole. Mylonitic texture towards end of interval. MSK grades into mylonite. Increased bio downhole. Weak mineralization (15%). 0.5% cpy. Lower contact is broken and gradational.	bio	PAT	m	qtz	PAT	m	
Nucleus	GRD09-131	S. Dyck	6/28/2009				124.97	129.2	MYL	bio	qtz			MG	FO	MY			Bio and qtz rich, dark grey protomylonite. Possibly was a SCH. Minor boudinaging of qtz bands and some stretched grains. Local dark GRN looking units, < 20 cm in width, also mylonitized (similar to above units).	bio	PAT	w	qtz	BAN	w	Local weak epi alteration near some veins.

Dataset	Hole_ID	Logged_by	Date_Logged	Ox_From	Ox_To	OXIDATION	Lith_From	Lith_To	Litho	Litho-1	Litho-2	% qtz Phenocryst	% fds Phenocryst	Grain Size	Texture-1	Texture-2	BxClast_1	BxClast_2	Lithology Description	Dominant Alte	Dominant Alte	Dominant Alte	Secondary Alt	Secondary Alt	Secondary Alt	Alteration Description
Nucleus	GRD09-131	S. Dyck	6/28/2009				129.2	132.26	MYL	qtz	bio			MG	FO	MY			Grey UNK, similar to unit directly above but with bleaching and local clay alteration. Weak protomylonitic texture.	qtz	PAT	m	cla	PAT	w	
Nucleus	GRD09-131	S. Dyck	6/28/2009				132.26	134.2	MYL	cla	qtz			MG	FO	MY			Weak buff coloured mylonite. Probably used to be a SCH. Boudined qtz bands present. Local weak bio present.	cla	PER	s				
Nucleus	GRD09-131	S. Dyck	6/28/2009				134.2	135.13	BRX	cla	qtz				Z				Breccia of GRA and UNK (SCH?), strongly clay altered. May just be GRA interfingering into UNK but difficult to see contacts. Sheared zone.	cla	PER	s				
Nucleus	GRD09-131	S. Dyck	6/28/2009				135.13	135.78	MYL	bio	qtz			MG	MY				UNK (bio rich, was possibly a SCH) with minor interfingering of GRA. UNK is deformed near contacts with GRA.	bio	PAT	m	qtz	PAT	w	
Nucleus	GRD09-131	S. Dyck	6/28/2009				135.78	136.11	MGR	qtz	fds			FG	FP				Weakly porphyritic MGR with minor UNK xenos (bleached).	qtz	PER	m	cla	PER	w	
Nucleus	GRD09-131	S. Dyck	6/28/2009				136.11	138.4	MYL	bio	qtz			MG	MY	FO			Interfingered GRA and UNK (possible SCH prior to mylonitization). 85% UNK and 15% GRA. GRA appears to be mainly composed of qtz and fds with little mafics. UNK is deformed near contacts with GRA.	qtz	PER	m	bio	PAT	m	
Nucleus	GRD09-131	S. Dyck	6/28/2009				138.4	146.45	MYL	bio	qtz			MG	MY	FO			Foliated protomylonitic SCH(?) with local fracturing and minor granitic intrusions (MGR and GRA).	chl	PAT	s	bio	PAT	w	
Nucleus	GRD09-131	S. Dyck	6/28/2009				146.45	147.41	FBX	cla	qtz				BX				Weak fault breccia with clay atleration. Local clasts of GRA and UNK (mylonite). Minor fault at 10 to 15 deg TCA. Minor gouge along fault.	cla	PAT	m				
Nucleus	GRD09-131	S. Dyck	6/28/2009				147.41	148.8	MYL	bio	qtz			FG	MY				Deformed with protomylonitic texture. Moderate secondary biotite, minor clay alteration. Local irregular fingering MGR intrusions <10 wide. Moderately fractured. Foliation weakens downhole.	bio	PER	m	cla	PAT	m	
Nucleus	GRD09-131	S. Dyck	6/28/2009				148.8	154.02	MGR	qtz	cla			FG	FP				Fine grained porphyritic MGR with minor clay altered SCH xenos. Some SCH completely clay altered (may be foliated MGR).	cla	PER	s				
Nucleus	GRD09-131	S. Dyck	6/28/2009				154.02	155.28	MGR	qtz	fds			FG	FP				Fine grained porphyritic MGR with interfingering of UNK (bio rich, deformed, clay altered, possible SCH). 75% MGR. Increased mineralized veins (qtz-cpy vns) in mylonite. Silicified.	qtz	PER	m	cla	PAT	w	
Nucleus	GRD09-131	S. Dyck	6/28/2009				155.28	156.68	MGR	cla	qtz			FG	PO				Strongly clay altered porphyritic MGR. Locally fractured. Increase in discontinuous sulphide strs.	cla	PER	s				
Nucleus	GRD09-131	S. Dyck	6/28/2009				156.68	158.35	MGR	cla	qtz			FG	EG				Very weakly foliated MGR (?) with sections of biotite rich mylonite. MGR appears deformed as well. Becomes more silicified downhole.	cla	PER	s				
Nucleus	GRD09-131	S. Dyck	6/28/2009				158.35	160.55	MGR	qtz	fds			FG	FP				Light grey porphyritic MGR with local minor bands of UNK (mylonite). MGR becomes less porphyritic towards contact with UNK.	qtz	PER	s				
Nucleus	GRD09-131	S. Dyck	6/28/2009				160.55	162.1	MYL	bio	cla			MG	MY				Dark purple mylonite with numerous small augens of granitic composition. Abundant secondary bio and cla. Minor fault/shear.	cla	PER	m	bio	PER	m	
Nucleus	GRD09-131	S. Dyck	6/28/2009				162.1	164.02	MGR	qtz	fds			FG					Light grey MGR is porphyritic to 162.40m, then it becomes more equigranular and more silicified. Local minor bands of UNK (mylonite).	qtz	PER	s				
Nucleus	GRD09-131	S. Dyck	6/28/2009				164.02	166.36	MYL	bio	qtz			MG	MY	FO			Dark purple mylonite with minor granitic intrusion <10 cm in size. Locally fractured. Fewer augens than previos UNK unit.	bio	PER	m				
Nucleus	GRD09-131	S. Dyck	6/28/2009				166.36	166.88	GRA	qtz	fds			MG	EG				Light grey granitic unit. More bio than most granites, possibly from surrounding bio rich wall rock. Local minor UNK sections (85% GRA, 15% UNK). Irregular, fractured upper and lower contacts.	qtz	PER	m	bio	PAT	w	
Nucleus	GRD09-131	S. Dyck	6/28/2009				166.88	168.78	MYL	bio	qtz			MG	MY	FO			Dark purple mylonite. Foliation almost parallel to CA, minor shearing along foliation. Moderatly fractured and clay altered.	cla	PER	m	bio	PER	m	
Nucleus	GRD09-131	S. Dyck	6/28/2009				168.78	169.29	GRA	fds	qtz			MG	EG				White leucocratic GRA with very little mafics. Locally fractured with minor UNK in fractured area.	ser	PHE	w				

Dataset	Hole_ID	Logged_by	Date_Logged	Ox_From	Ox_To	OXIDATION	Lith_From	Lith_To	Litho	Litho-1	Litho-2	% qtz Phenocryst	% fds Phenocryst	Grain Size	Texture-1	Texture-2	BxClast_1	BxClast_2	Lithology Description	Dominant Alte	Dominant Alte	Dominant Alte	Secondary Alt	Secondary Alt	Secondary Alt	Alteration Description
Nucleus	GRD09-131	S. Dyck	6/28/2009				169.29	175.62	MYL	bio	chl			MG	MY	FO			Weakly folaited, dark green and purple UNK (mylonite). Almost SCH in some places. Mostly weak protomylonitic texture. Local shear in clay altered sections. Unit is deformed. Minor augens and irregular grantic intrusions.	bio	PER	m	chl	PAT	m	
Nucleus	GRD09-131	S. Dyck	6/28/2009				175.62	177.45	MYL	cla	qtz			MG	MY				Buff coloured UNK with possible GRA intrusions. Very clay atlered and locally sheared. Biotite decreases downhole. Moderately to strongly fractured.	cla	PER	s				
Nucleus	GRD09-131	S. Dyck	6/28/2009				177.45	181.36	FBX	cla	qtz				FA				Weak fault breccia in possible altered UNK. Very clay altered. Minor patches of biotite. Local qtz sweats. Clay content increases downhole along with deformation. Possible local GRA intrusions or GRA protolith?	cla	PER	i				
Nucleus	GRD09-131	S. Dyck	6/28/2009				181.36	181.64	NRC										No core recovered due to cave. Mud in box.							
Nucleus	GRD09-131	S. Dyck	6/28/2009				181.64	182.88	FAU	cla					FA				Intensely clay altered fault, light grey. Mostly crumby with minor gouge. May be larger but NRC on either side of fault.	cla	PER	i				
Nucleus	GRD09-131	S. Dyck	6/28/2009				182.88	185.13	NRC										No core recovered due to cave, minor sand in box.							
Nucleus	GRD09-131	S. Dyck	6/28/2009				185.13	185.92	MGR	cla	qtz			FG	FP				Light beige, porphyritic MGR with moderate clay alteration. Upper and lower contacts are fractured and clay altered.	cla	PER	m				
Nucleus	GRD09-131	S. Dyck	6/28/2009				185.92	187.45	BRX	cla	qtz				C	Z	SCH		Intensely clay altered strong crackle breccia. Grey in colour with 8% sulphides in the matrix (pyr and cpy). Patches of qtz. Mostly SCH clasts with very little bio. May have minor granitic clasts but intense alteration makes it difficult to distinguish.	cla	PER	i				
Nucleus	GRD09-131	S. Dyck	6/28/2009				187.45	188.26	FAU	cla					FA				Clay rich fault zone. Intense clay, unable to determine original rock type. Mainly gougey. Possible minor fuchsite.	cla	PER	i				
Nucleus	GRD09-131	S. Dyck	6/28/2009				188.26	191.49	SCH	cla	qtz			MG	BX				Beige SCH, strongly clay altered. Locally weakly crackle brecciated with qtz matrix. May have minor inclusions of MGR but difficult to contacts. Very foliation present.	cla	PER	s				
Nucleus	GRD09-131	S. Dyck	6/28/2009				191.49	194.49	MGR	qtz	cla		10	FG	FP				Light grey, possibly recrystallized MGR or PPF (?). Coarser matrix than normal PPF but the colour more distinctive of PPF and not MGR (transition unit?). Weakly crackle brecciation to 193.60 m. Fds phenos altered to clay. Upper contact fingering, difficult to see where clay altered SCH grades into MGR. Lower contact with PPF gradational.	cla	PHE	s	ser	PHE	m	
Nucleus	GRD09-131	S. Dyck	6/28/2009				194.49	200.67	QFP	qtz	cla	3	25	VF	PO				Light grey PPF. Fds phenos range in size from 1 mm to 15 mm. Qtz eyes range from 1 mm to 2 mm. Increased sulphides. Upper contact is gradational and lower contact if altered and fractured.	cla	PHE	m				
Nucleus	GRD09-131	S. Dyck	6/28/2009				200.67	201.42	SCH	cla	qtz			FG	BX				Beige SCH with strong clay alteration. Patchy remnant bio. < 10 cm sections of silicified PPF. SCH is deformed and weakly brecciated. Foliation is inconsistent. Unit may be xenolith within PPF. Upper and lower contacts are fractured.	cla	PER	s				
Nucleus	GRD09-131	S. Dyck	6/28/2009				201.42	202.95	QFP	qtz	cla	2	15	VF	PO				Grey PPF with smaller and less phenos than above. Phenos are < 2mm in size. Strongly fractured.	qtz	PAT	s	cla	PHE	m	
Nucleus	GRD09-131	S. Dyck	6/28/2009				202.95	204.29	SCH	cla	bio			MG	BX				Brecciated purple SCH with strong pervasive clay alteration. Local broken qtz sweats present. Strongly deformed. Clast supported with clay matrix. Local qtz and pyr in matrix as well.	cla	PER	s	bio	PAT	w	
Nucleus	GRD09-131	S. Dyck	6/28/2009				204.29	206.88	SCH	qtz	cla			MG	FO	BL			Weakly folaited light grey SCH, strongly bleached. Sections look have protomylonitic texture. 35 cm intensely clay altered section before the lower contact. Upper contact is gradational. SCH is strongly deformed. Minor biotite. Has minor sections of altered granitic units within it.	qtz	PER	s	cla	PAT	i	
Nucleus	GRD09-131	S. Dyck	6/28/2009				206.88	207.64	QFP	qtz	cla	3	20	VF	PO				Grey PPF with fds phenos ranging from 1 to 3 mm in size, qtz eyes 1 to 4 mm.	qtz	PER	s	ser	PHE	m	

Dataset	Hole_ID	Logged_by	Date_Logged	Ox_From	Ox_To	OXIDATION	Lith_From	Lith_To	Litho	Litho-1	Litho-2	% qtz Phenocryst	% fds Phenocryst	Grain Size	Texture-1	Texture-2	BxClast_1	BxClast_2	Lithology Description	Dominant Alte	Dominant Alte	Dominant Alte	Secondary Alt	Secondary Alt	Secondary Alt	Alteration Description
Nucleus	GRD09-131	S. Dyck	6/28/2009				207.64	211.24	SCH	qtz	cla			MG	FO	BL			Clay altered, deformed, beige SCH. Minor biotite. Local qtz bands. Local weak crackle brecciation. Moderately to strongly fractured throughout. Minor sections of granitic rock.	qtz	PER	m	cla	PAT	m	
Nucleus	GRD09-131	S. Dyck	6/28/2009				211.24	214.6	MGR	qtz	cla			FG	EG	BX			Brecciated, light grey, strongly silicified MGR (?). May have units of silicified SCH or silicified GRA, difficult to see any contacts. Strong crackle brecciation near upper contact, grading into less brecciated and more fractured downhole. Mineralization decreases.	qtz	PER	s				
Nucleus	GRD09-131	S. Dyck	6/28/2009				214.6	215.23	PPF	qtz			5	VF	PO	BX			Silicified brecciated PPF unit with few remaining phenos. Matrix supported (clay with siliceous overprint). 30% matrix and 70% clasts. Very minor mineralization. Clasts are subrounded.	qtz	PER	s	cla	PAT	m	
Nucleus	GRD09-131	S. Dyck	6/28/2009				215.23	223.15	SCH	qtz	cla			MG	FO	FX			Clay altered bleached SCH. Minor bio remaining. Patchy silicification increasing downhole. May have minor patches of granitic intrusions but difficult to see contacts. Moderately to strongly fractured.	qtz	PAT	s	cla	PAT	m	Clay altered near upper and lower contacts, silicified in the centre of unit.
Nucleus	GRD09-131	S. Dyck	6/28/2009				223.15	224.12	GRA	qtz	fds			CG	EG	FX			Moderately fractured GRA with large grains. Moderate ser alteration. Upper contact is fractured, clay altered. Minor SCH xenos within GRA.	ser	PER	m				
Nucleus	GRD09-131	S. Dyck	6/28/2009				224.12	224.93	SCH	qtz	ser			FG	FO				Light grey SCH with very weak biotite. Brecciated near upper contact with GRA. Weakly foliated.	cla	PER	m	qtz	PAT	w	
Nucleus	GRD09-131	S. Dyck	6/28/2009				224.93	225.58	GRA	qtz	ser			CG	EG				Less fractured GRA similar to unit at 223.15-224.12 m but less fractured.	ser	PHE	m	cla	PER	w	
Nucleus	GRD09-131	S. Dyck	6/28/2009				225.58	228.28	SCH	qtz	cla			FG	FO	BL			Bleached SCH with very minor bio. Mostly clay altered with minor patchy silicification.	cla	PER	m	qtz	PAT	w	
Nucleus	GRD09-131	S. Dyck	6/28/2009				228.28	230.67	FAU	cla	qtz				FA				Bleached SCH in a fault zone. Gouge near the beginning of interval, then SCH is sheared.	cla	PER	s	qtz	PAT	m	
Nucleus	GRD09-131	S. Dyck	6/28/2009				230.67	233.06	FBX	cla	qtz				C	A	SCH	GRA	Bleached, intensely clay altered fault breccia. Brecciation weakens downhole. Mainly SCH clasts with possible minor GRA clasts. Kaolinite on fracture surfaces. Matrix is clay. 85% clasts, 15% matrix. Light grey in colour.	cla	PER	i				
Nucleus	GRD09-131	S. Dyck	6/28/2009				233.06	234.88	GRA	cla	qtz			MG	EG				Bleached, intensely clay altered GRA. Pot-marked appearance.	cla	PER	i				
Nucleus	GRD09-131	S. Dyck	6/28/2009				234.88	237.74	FBX	cla					M	X	SCH	GRA	Fault breccia, mostly clay present. Some remnant bio. Mixed clasts of GRA and SCH. Rounded to angular clasts. Matrix supported. Clay, qtz matrix with minor sulphide.	cla	PER	i				
Nucleus	GRD09-131	S. Dyck	6/28/2009				237.74	239.51	BRX	qtz	cla				C	S	GRA		Bleached breccia. Less sulphide than breccia above. Clasts appear to be mostly GRA, strongly silicified. Qtz appears to be recrystallized. May have minor SCH sections. < 10% matrix, made up of clay and some qtz.	qtz	PER	s	ser	PAT	m	
Nucleus	GRD09-131	S. Dyck	6/28/2009				239.51	241	BRX	cla					X	Z			Intensely clay altered BRX. May have granitic clasts or SCH clasts but unable to tell due to amount of alteration. Most clasts appear rounded but some are subangular. 30% matrix and 70% clasts. Increase in kaolinite. Very little sulphides.	cla	PER	i				
Nucleus	GRD09-131	S. Dyck	6/28/2009				241	244.5	FBX	cla	qtz				C	A	SCH	GRA	Less clay altered BRX, more of a crackle breccia. SCH and GRA units within breccia. Some SCH may be foliated MGR. Weak bio, possibly secondary, in patches throughout. Increase in sulphides. 30% matrix, qtz and sul with some kao. Lower contact is gradational.	cla	PER	m	bio	PAT	w	

Dataset	Hole_ID	Logged_by	Date_Logged	Ox_From	Ox_To	OXIDATION	Lith_From	Lith_To	Litho	Litho-1	Litho-2	% qtz Phenocryst	% fds Phenocryst	Grain Size	Texture-1	Texture-2	BxClast_1	BxClast_2	Lithology Description	Dominant Alte	Dominant Alte	Dominant Alte	Secondary Alt	Secondary Alt	Secondary Alt	Alteration Description
Nucleus	GRD09-131	S. Dyck	6/28/2009				244.5	253.16	SCH	qtz	bio			MG	BX				Silicified SCH with granitic intrusions (70% SCH and 30% intrusions). Increased bleaching towards the end of the interval. Minor cave near 249.02m. Increased qtz-pyr-cpy vns. SCH has a brecciated appearance. Biotite is patchy and may be secondary. May have more MGR than SCH.	qtz	PER	m	bio	PAT	w	
Nucleus	GRD09-131	S. Dyck	6/28/2009				253.16	254.1	GRA	fds	qtz			MG	EG				Felsic granite with very little mafics. Fine grained near upper contact with SCH but coarser grained down hole. Patches of disseminated sul.	ser	PHE	m				
Nucleus	GRD09-131	S. Dyck	6/28/2009				254.1	255.52	MGR	qtz	fds			FG					Mixed unit of MGR that is foliated and also locally equigranular with minor SCH xenos. About 60% MGR and 40% SCH. SCH is deformed with minor bio.	qtz	PER	s				
Nucleus	GRD09-131	S. Dyck	6/28/2009				255.52	259.99	SCH	bio	qtz			MG	FO				Foliated, dark purple SCH. Local minor bleaching. Deformed, altered garnets abundant after 257.00m. Local minor protomylonite texture.	qtz	PER	s	bio	PAT	w	
Nucleus	GRD09-131	S. Dyck	6/28/2009				259.99	261.39	SCH	qtz	bio			MG	FO				Foliated, moderately bleached, SCH, light purple in colour. Local bands of qtz up to 3 cm wide. Granite interfingering in last 30 cm of SCH unit. Local minor beginning protomylonite texture.	qtz	PER	m	bio	BAN	w	
Nucleus	GRD09-131	S. Dyck	6/28/2009				261.39	262.33	MGR	cla	qtz			FG	EG	BX			Fine grained, bleached, strongly clay altered. Looks like MGR with minor GRA and SCH within it. Difficult to determine protolith due to clay alteration. More SCH xenos towards end of interval.	cla	PER	s	bio	PAT	w	
Nucleus	GRD09-131	S. Dyck	6/28/2009				262.33	262.7	SCH	bio	qtz			MG	FO	BL			Dark purple SCH, bleaching towards end of interval where contact with MGR occurs. Loer contact is fractured and bleached.	qtz	PER	m	bio	BAN	w	
Nucleus	GRD09-131	S. Dyck	6/28/2009				262.7	263.12	MGR	qtz	fds			FG	FO				Partially foliated MGR, also equigranular. Strongly silicified. Minor bio SCH xenos in MGR.	qtz	PER	i				
Nucleus	GRD09-131	S. Dyck	6/28/2009				263.12	264.95	GRA	qtz	fds			MG	EG	BX			Mixed unit of GRA and bio SCH brecciated together. 70% GRA with 30% SCH. Bio is possibly secondary. Locally siliceous and bleached. Very minor matrix, bio may be part of matrix, stringers wind through granite and around granite.	qtz	PAT	m	bio	PAT	m	
Nucleus	GRD09-131	S. Dyck	6/28/2009				264.95	265.84	GRA	qtz	fds			MG	EG				Equigranular GRA without SCH clasts. Very minor bio present as stringers. Gradational upper and lower contacts.	ser	PHE	m				
Nucleus	GRD09-131	S. Dyck	6/28/2009				265.84	267.7	GRA	qtz	fds			MG	EG	BX			Mixed unit of GRA and bio SCH interfingering and patchy. 60% GRA with 40% SCH. Bio is possibly secondary. Siliceous and bleached.	qtz	PER	s				
Nucleus	GRD09-131	S. Dyck	6/28/2009				267.7	270.8	SCH	cla	qtz			MG	FO	BX			Weakly foliated and brecciated SCH grading into a slightly mixed unit downhole (SCH and GRA). Clay alteration also increases downhole from weak to intensely clay altered. Difficult to determine lower contact. Local biotite present, lessening downhole. Possibly similar to units at 265.84-267.70 m and 263.12-264.95 m but with more SCH. Approximately 65% SCH and 35% GRA.	cla	PER	s				
Nucleus	GRD09-131	S. Dyck	6/28/2009				270.8	272.17	GRA	fds	qtz			MG	EG				Fresher looking GRA with very minor clay altered SCH xenos near upper contact with mixed unit. Unit becomes more silicified downhole. Sulphides increase near contact with FBX. Upper contact is gradational. Lower contact is fractured and brecciated.	cla	PHE	s	qtz	PAT	w	
Nucleus	GRD09-131	S. Dyck	6/28/2009				272.17	273.2	FBX	qtz	cla				M	X	SCH	GRA	Fault breccia with mixed SCH and GRA clasts. 30% matrix is qtz and sulphide with minor clay. Clasts are subrounded to angular.	qtz	PER	s				
Nucleus	GRD09-131	S. Dyck	6/28/2009				273.2	274.3	GRA	fds	qtz			MG	EG				Light grey granite with minor mafics. Local bleached SCH xenos. Disseminated sulphides increase towards bottom of the interval. Lower contact is irregular and gradational.	qtz	PER	s	cla	PHE	s	

Dataset	Hole_ID	Logged_by	Date_Logged	Ox_From	Ox_To	OXIDATION	Lith_From	Lith_To	Litho	Litho-1	Litho-2	% qtz Phenocryst	% fds Phenocryst	Grain Size	Texture-1	Texture-2	BxClast_1	BxClast_2	Lithology Description	Dominant Alte	Dominant Alte	Dominant Alte	Secondary Alt	Secondary Alt	Secondary Alt	Alteration Description
Nucleus	GRD09-131	S. Dyck	6/28/2009				274.3	278.22	SCH	qtz	cla			MG	BX	BL			Bleached and brecciated SCH (light grey to white in colour). Local remnant bio. Crackle brecciation through 70% of unit, disrupting foliation. Foliation almost parallel to CA. May have local minor granitic inclusions.	cla	PER	m	qtz	PAT	m	
Nucleus	GRD09-131	S. Dyck	6/28/2009				278.22	279.78	SCH	qtz	bio			MG	MY				Weak protomylonite texture, SCH still has bio present, lcoally deformed. Qtz sweats are becoming broken and boudinaged. Lower contact interfingers with granitic unit.	cla	PER	m	ser	PAT	s	
Nucleus	GRD09-131	S. Dyck	6/28/2009				279.78	281.44	SCH	cla	qtz			MG	MY				Similar to unit directly above but with more bleaching and local irregular granitic intrusions.	ser	PAT	s	cla	PAT	m	
Nucleus	GRD09-131	S. Dyck	6/28/2009				281.44	281.89	BRX	cla	qtz				X				Brecciated SCH (?) with strong ser alteration. Similar to above 2 units but bleached and crackle brecciated. Light greenish tinge, Rounded bleached grains, clay matrix, 15% matrix.	ser	PER	s				
Nucleus	GRD09-131	S. Dyck	6/28/2009				281.89	284.58	MYL	qtz	bio			MG	MY				Weakly foliated, dark purple protomylonite with sections of MGR interfingering. 60% SCH and 40% MGR. MGR is silicified and bleached, very fine grained. Bio in SCH surrounds boudined qtz.	qtz	PER	s				
Nucleus	GRD09-131	S. Dyck	6/28/2009				284.58	287.54	GRA	fds	qtz			MG	EG				Fresher GRA with minor bleached SCH xenos. One large pyr rich vein (1 cm wide). Upper contact is a fingering contact with UNK.	ser	PHE	m	qtz	PER	m	
Nucleus	GRD09-131	S. Dyck	6/28/2009				287.54	288.38	SCH	bio	qtz			MG	FO				Dark purple qtz bio SCH with local minor GRA intrusions (<15 cm wide). Local minor mylonitic texture.	qtz	PER	s	bio	PAT	w	
Nucleus	GRD09-131	S. Dyck	6/28/2009				288.38	288.82	GRA	fds	qtz			MG	EG				Mixed GRA and SCH unit. 60% GRA and 40% SCH (xenos). SCH is bleached and weakly foliated.	qtz	PER	s				
Nucleus	GRD09-131	S. Dyck	6/28/2009				288.82	290.16	SCH	qtz	cla			FG	FO				Strongly silicified and bleached (light grey) SCH with minor remnant bio in bands. Bio decreases downhole. Local minor siliceous intrusions (MGR).	qtz	OVP	s	cla	PAT	w	
Nucleus	GRD09-131	S. Dyck	6/28/2009				290.16	291.11	MGR	qtz	fds			FG	EG				Bleached white MGR with minor irregular inclusions of coarser more mafic GRA. MGR is silicified and possibly recrystallized. Fingering lower contact with GRA.	qtz	PER	s				
Nucleus	GRD09-131	S. Dyck	6/28/2009				291.11	291.52	GRA	fds	qtz			MG	EG				Light grey, almost white GRA with clay/ser alteration overprinted by silicification. Lower fingering altered contact with SCH.	qtz	OVP	m	ser	PHE	m	
Nucleus	GRD09-131	S. Dyck	6/28/2009				291.52	292.11	SCH	cla	qtz			FG	FO				Weakly foliated, strongly clay altered SCH with granitic intrusions (GRA and MGR). Lower contact with GRA has a 10 cm chill margin. Could be just a minor xeno within the GRA unit.	cla	PER	m	qtz	PAT	m	
Nucleus	GRD09-131	S. Dyck	6/28/2009				292.11	294.54	GRA	fds	qtz			MG	EG				Unit similar to that at 291.11-291.52 m. Undeformed GRA, minor clay/ser alteration.	qtz	OVP	m	ser	PHE	m	
Nucleus	GRD09-131	S. Dyck	6/28/2009				294.54	295.74	GRA	qtz	fds			MG	EG				Unit similar to that directly above but with xenos of MGR and possible bio altered AMP. 70% GRA, 15% MGR and 15% AMP.	qtz	OVP	s	ser	PHE	w	
Nucleus	GRD09-131	S. Dyck	6/28/2009				295.74	296.89	AMP	amp	chl			MG	MA				Chl and bio altered, dark green amphibolite. Local minor clay alteration. Mineralization near beginning of unit but decreases downhole. Upper contact is irregular with minor SCH or mylonite and qtz veining. Weak patchy crb alteration.	chl	PER	m	bio	PER	w	
Nucleus	GRD09-131	S. Dyck	6/28/2009				296.89	299.53	GRA	fds	qtz			MG	EG				Unit similar to GRA above with minor bio altered AMP, and bleached SCH xenos. SCH xenos towards end of interval. Patchy bio in GRA near AMP unit.	qtz	PER	s	ser	PHE	w	
Nucleus	GRD09-131	S. Dyck	6/28/2009				299.53	299.85	SCH	qtz	cla			FG	FO				Minor bleached, light grey SCH with very weak bio. GRA fingers into SCH, especially near lower contact.	qtz	OVP	s	cla	PER	m	
Nucleus	GRD09-131	S. Dyck	6/28/2009				299.85	301	GRA	fds	qtz			MG	EG				Similar to units above. Increased interstitial mafics towards lower contact with SCH.	qtz	OVP	s	ser	PHE	w	
Nucleus	GRD09-131	S. Dyck	6/28/2009				301	301.76	SCH	cla	qtz			MG	FO				Very weakly foliated SCH (possilbe foliated GRA). Strong clay alteration. Minor bio bands. Minor qtz sweats.	cla	PER	s	bio	PAT	w	

Hole_ID	Min_From	Min_To	pyrite	Pyrite %	Cpy%	Prt%	Asp%	Other	Other%	Mineralization Description
GRD09-131	39	39.2	pyr	1						
GRD09-131	39.2	43.78	pyr	0.01						
GRD09-131	69.89	72.84	pyr	0.5				pyx	0.01	
GRD09-131	72.84	74.63	pyx	0.01						
GRD09-131	76.39	78.06	pyr	0.5				pyx	0.01	
GRD09-131	78.06	81.67	pyr	0.5				pyx	0.5	
GRD09-131	81.67	83.85	pyr	0.01						
GRD09-131	83.85	85.62						lim	0.5	Darker oxide on fractures, likely was sulphide.
GRD09-131	85.62	88.77	pyr	0.5				pyx	0.5	
GRD09-131	88.77	90.64	pyr	0.5						
GRD09-131	90.64	91.36	pyr	3						
GRD09-131	91.36	91.78	pyr	0.5						
GRD09-131	91.78	93.5	pyr	1						Pyr increases slightly downhole towards PYR MSK
GRD09-131	93.5	94.41	pyr	40	0.5					Pyr is locally massive, patchy, blebby.
GRD09-131	94.41	97.29	pyr	50	2					Pyr is more massive than above unit. Also patchy and blebby.
GRD09-131	97.29	98.61	pyr	2	0.1					Pyr decreases downhole away from skarn.
GRD09-131	98.61	102.25	pyr	3	0.5					Pyr replaces some PHE, locally patchy, sometimes rimming fds and qtz PHE.
GRD09-131	102.25	103.2	pyr	15	0.5					Pyr is patchy and blebby.
GRD09-131	103.2	106.48	pyr	45	2					Locally massive, mostly patchy and blebby.
GRD09-131	106.48	107.62	pyr	5						
GRD09-131	107.62	109.75	pyr	1						
GRD09-131	109.75	110.9	pyr	3						
GRD09-131	110.9	111.7	pyx	0.5						
GRD09-131	111.7	112.23	pyr	10	0.5					Patchy and blebby pyr.
GRD09-131	112.23	112.41	pyr	40	1					Semi-massive section.
GRD09-131	112.41	112.76	pyr	10	0.5					Patchy and blebby pyr.
GRD09-131	112.76	113.53	pyr	1						
GRD09-131	113.53	114.8	pyr	1						
GRD09-131	114.8	117.85	pyr	0.5						
GRD09-131	117.85	119.3	pyr	2						
GRD09-131	119.3	121.55	pyr	10						Patchy and blebby pyr.
GRD09-131	121.55	123.51	pyr	40	3					Locally massive, mostly patchy and blebby.
GRD09-131	123.51	124.97	pyr	15	0.5					Patchy and blebby pyr.
GRD09-131	124.97	129.2	pyr	1						
GRD09-131	129.2	132.26	pyr	2						
GRD09-131	132.26	134.2	pyx	1						
GRD09-131	134.2	135.13	pyr	0.5				mal	0.1	Mal in one patch.
GRD09-131	135.13	135.78	pyr	1	0.01					
GRD09-131	135.78	136.11	pyr	0.1						
GRD09-131	136.11	138.4	pyr	1	0.01					
GRD09-131	138.4	146.45	pyr	0.5				sox	0.1	
GRD09-131	146.45	147.41	pyr	0.5	0.01					
GRD09-131	147.41	148.8	pyr	0.5						
GRD09-131	148.8	154.02	pyx	1						
GRD09-131	154.02	155.28	pyr	2	0.5					
GRD09-131	155.28	156.68	pyr	3						Patches of diss pyr.
GRD09-131	156.68	158.35	pyr	2						
GRD09-131	158.35	160.55	pyr	1	0.01			pyx	0.5	
GRD09-131	160.55	162.1	pyr	1	0.01					
GRD09-131	162.1	164.02	pyr	1				pyx	0.5	
GRD09-131	164.02	166.36	pyr	2						
GRD09-131	166.36	166.88	pyr	0.5	0.5					
GRD09-131	166.88	168.78	pyr	0.5						
GRD09-131	168.78	169.29	pyr	0.01						
GRD09-131	169.29	175.62	pyr	1	0.5					
GRD09-131	175.62	177.45	pyx	0.5						
GRD09-131	177.45	181.36	pyx	1						
GRD09-131	185.13	185.92	pyx	0.5						
GRD09-131	185.92	187.45	pyr	1						
GRD09-131	187.45	188.26	pyx	0.5						
GRD09-131	188.26	191.49	pyr	1	0.01					
GRD09-131	191.49	194.49	pyx	0.5						
GRD09-131	194.49	200.67	pyr	2	0.5					

Hole_ID	Min_From	Min_To	pyrite	Pyrite %	Cpy%	Prt%	Asp%	Other	Other%	Mineralization Description
GRD09-131	200.67	201.42	pyx	1						
GRD09-131	201.42	202.95	pyr	2						
GRD09-131	202.95	204.29	pyr	0.5						
GRD09-131	204.29	206.88	pyr	2	0.1					
GRD09-131	206.88	207.64	pyx	1						
GRD09-131	207.64	211.24	pyr	1	0.01					
GRD09-131	211.24	213.83	pyx	1						
GRD09-131	213.83	214.6	pyx	0.1						
GRD09-131	214.6	215.23	pyx	0.01						
GRD09-131	215.23	223.15	pyr	1						
GRD09-131	223.15	224.12	pyx	0.5						
GRD09-131	224.12	224.93	pyx	1						
GRD09-131	224.93	225.58						sox	0.5	
GRD09-131	225.58	228.28	pyx	2	0.01					
GRD09-131	228.28	230.67	pyx	0.5	0.01					
GRD09-131	230.67	233.06	pyx	0.5						
GRD09-131	233.06	234.88	pyx	0.01						
GRD09-131	234.88	237.74	pyx	1						
GRD09-131	237.74	238.52	pyx	0.01						
GRD09-131	238.52	239.51	pyx	2						
GRD09-131	239.51	241						sox	0.01	
GRD09-131	241	244.5	pyr	3						
GRD09-131	244.5	253.16	pyr	3	0.1					
GRD09-131	253.16	254.1	pyr	1						Patches of diss pyr.
GRD09-131	254.1	255.52	pyr	1			0.01			
GRD09-131	255.52	259.99	pyr	0.5						
GRD09-131	259.99	261.39	pyr	0.01			0.01			
GRD09-131	261.39	262.33	pyr	0.5						
GRD09-131	262.33	262.7	pyr	0.5						
GRD09-131	262.7	263.12	pyr	0.5	0.1					
GRD09-131	263.12	264.95	pyr	1	0.01					
GRD09-131	264.95	265.84	pyx	0.01						
GRD09-131	265.84	267.7	pyr	0.5						
GRD09-131	267.7	269.7	pyx	0.01						
GRD09-131	269.7	270.8	pyr	1						
GRD09-131	270.8	271.9	pyr	0.01	0.01					
GRD09-131	271.9	272.17	pyr	0.5	0.01					
GRD09-131	272.17	273.2	pyr	1			0.01			
GRD09-131	273.2	273.62	pyr	0.5						
GRD09-131	273.62	274.3	pyr	3						
GRD09-131	274.3	278.22	pyr	0.5				sox	0.5	
GRD09-131	278.22	279.78	pyr	0.5	0.01					
GRD09-131	279.78	281.44	pyr	1				sox	0.5	
GRD09-131	281.44	281.89	pyr	0.01						
GRD09-131	281.89	284.58	pyr	0.01	0.01					
GRD09-131	284.58	287.54	pyr	1						
GRD09-131	287.54	288.38	pyr	0.01						
GRD09-131	288.38	288.82	pyr	1						
GRD09-131	288.82	290.16	pyr	1	0.01					
GRD09-131	290.16	291.11	pyr	0.5	0.01					
GRD09-131	291.11	291.52	pyr	0.1	0.1					
GRD09-131	291.52	292.11	pyr	1	0.01					
GRD09-131	292.11	294.54	pyr	1	0.01					
GRD09-131	294.54	295.74	pyr	0.5	0.01					
GRD09-131	295.74	296.34	pyr	1						
GRD09-131	296.34	296.89	pyr	0.01						
GRD09-131	296.89	299.53	pyr	0.5						
GRD09-131	299.53	299.85	pyr	0.5	0.01					
GRD09-131	299.85	301	pyr	0.5	0.01					
GRD09-131	301	301.76	pyr	0.5						

Hole_ID	Structure From	Structure To	foliation CA	Beta	foliation strike	foliation dip	Struct_type1	Struct_subtype1	Struct_CA1	Struct_Beta1	Struct_strike1	Struct_dip1	Structure Description
GRD09-131	12.09	13.6	30										
GRD09-131	13.6	14.54					BRX						Weakly crackle brecciated SCH with lim fracture fill.
GRD09-131	14.54	15.4	40										
GRD09-131	15.4	16.78					BRX						Weak crackle breccia, local minor possilbe fault gouge. Lim matrix.
GRD09-131	16.78	22.7	40										
GRD09-131	22.8	24.38	40										
GRD09-131	24.38	27.56	50										
GRD09-131	28.73	29.73	30				FOP						Deformed, weak protomylonite texture. Foliation varies.
GRD09-131	32.66	32.661					CTC	SCH-GRA	40				Sharp slightly irregular contact. GRA cross-cuts foliation.
GRD09-131	32.661	33.13	45				FOP						Weakly foliated, weak protomylonitic texture.
GRD09-131	33.13	33.131					CTC	SCH-GRA	40				Contact is sharp and subparallel to foliation.
GRD09-131	34.39	34.491					CTC	SCH-GRA	80				Sharp contact cross-cuts foliation.
GRD09-131	34.491	35.44	50				FOP						Weakly foliated, weak protomylonitic texture.
GRD09-131	35.44	35.441					CTC	SCH-GRA	50				Contact is slightly irregular and subparallel to foliation
GRD09-131	36.36	36.361					CTC	SCH-GRA	55				Approximate contact since contact has brecciated qtz veins near it.
GRD09-131	36.94	36.941					CTC	SCH-GRA	50	150	168	19	Sharp contact fractured almost along contact.
GRD09-131	37.38	37.381					CTC	SCH-GRA	20				Sharp contact. GRA cross-cuts foliation.
GRD09-131	37.381	40.04	50				FOP						Weakly foliated, weak protomylonitic texture.
GRD09-131	40.04	41.77	10										
GRD09-131	41.77	41.771					AXF		60				
GRD09-131	41.771	42.08	20										
GRD09-131	42.08	43.78					FOP						Deformed, weak protomylonite texture. Foliation varies and is very weak.
GRD09-131	43.78	44.2					FAU		20				Minor sheared fault with lim gouge.
GRD09-131	44.2	44.46	35				BRX						Minor fault breccia with lim matrix. Very weak breccia in SCH, deformed.
GRD09-131	44.93	44.931					CTC	SCH-GRA	50				Fractured along contact.
GRD09-131	44.931	45.67	30				FOP						Deformed, weak protomylonite texture. Foliation varies and is very weak.
GRD09-131	45.67	47.31					SHR		40				Clay altered shear zone
GRD09-131	47.31	48.75					BRX						Weakly brecciated and intensely clay altered SCH.
GRD09-131	48.75	49.2					BRX						Minor fault breccia with qtz. Possible GRA clasts. Very oxidized.
GRD09-131	49.2	50.33					BRX						Oxidized, clay altered crackle brecciated zone of SCH. Clay matrix, angular clasts.
GRD09-131	50.33	52.24					FAU						Clay rich crumbly fault.
GRD09-131	52.24	53.18					BRX						Weakly brecciated SCH with moderate clay alteration.
GRD09-131	53.18	55.81	70	120	122	34							Weakly foliated, weakly deformed.
GRD09-131	55.81	55.811					CTC	SCH-QFP	30	75	149	76	Sharp contact cross-cuts foliation.
GRD09-131	58.62	58.65					BRX						Brecciated contact of SCH and QFP. Mostly brecciated SCH in clay matrix.
GRD09-131	58.65	59.86	50										Locally deformed SCH with varying foliation. Foliation is mainly at 50 deg TCA.
GRD09-131	59.86	59.861					CTC	SCH-QFP	70				Irregular contact varies from 65 to 80 deg TCA. QFP cross-cuts foliation.
GRD09-131	74.63	74.631					CTC	SCH-QFP	50				Sharp contact subparallel to foliation in SCH.
GRD09-131	74.631	76	50										Foliation weak.
GRD09-131	76.39	78.06	60										Locally fractured, weak foliation.
GRD09-131	78.06	80.26	60	20	101	69							Brunton 092/69
GRD09-131	80.26	83.06	40										Foliation varies from 35 to 45 deg TCA.
GRD09-131	83.06	83.85	40				BRX						Foliation strike changes slightly from above, weak crackle breccia towards end of interval with lim matrix. Foliation is deformed.
GRD09-131	83.85	85.62	60										Weakly foliated, strongly fractured.
GRD09-131	85.62	86.32	50				BRX						Weak crackle breccia, weak foliation. Lim matrix.
GRD09-131	86.32	88.39	50	20	103	79							
GRD09-131	88.39	90.07	55	330	72	72							
GRD09-131	90.07	90.76	50	340	77	79	BRX						Weakly foliated and weakly brecciated (crackle breccia). Local fingering intrusives almost parallel to core axis.
GRD09-131	90.76	91.78	50	20	103	79							Weakly foliated, weakly deformed.

Hole_ID	Structure From	Structure To	foliation CA	Beta	foliation strike	foliation dip	Struct_type1	Struct_subtype1	Struct_CA1	Struct_Beta1	Struct_strike1	Struct_dip1	Structure Description
GRD09-131	91.78	93.5	60	20	101	69	FOP						Very weak protomylonitic texture, qtz bands are starting to become fractured and pulled apart.
GRD09-131	93.5	93.501					CTC	SCH-MSK	70	330	78	58	Approximate contact, almost gradational. Subparallel to foliation.
GRD09-131	97.29	98.61	60	330	74	67							
GRD09-131	98.61	98.611					CTC	SCH-QFP	43	330	68	83	Sharp slightly irregular contact.
GRD09-131	102.25	102.251					CTC	QFP-MSK	50	20	103	79	Sharp contact, subparallel to foliation.
GRD09-131	102.251	102.85	40	5	94	90							
GRD09-131	103.2	106.48	60										Weak banding of sulphides at approximately 60 deg TCA
GRD09-131	106.48	107.62	60										
GRD09-131	107.62	108.95	50				FOP						
GRD09-131	108.95	108.951	45				CTC	UNK-UNK	45	355	86	85	Sharp contact of mylonitic SCH and mylonitic GRN.
GRD09-131	108.951	109.35	55	320	67	70	FOP						Foliated GRN
GRD09-131	109.35	110.16	50	325	68	76	FOP						
GRD09-131	110.16	110.42					SHR		5				
GRD09-131	110.42	110.9	45				FOP						
GRD09-131	110.9	111.7	45										Contact between SCH and MGR is difficult to see since both have the same foliation.
GRD09-131	111.7	111.701					CTC	MGR-MSK	50				Sharp contact of MGR and MSK
GRD09-131	112.76	112.761					CTC	MSK-UNK	45				Sharp contact.
GRD09-131	112.761	113.53	40				FOP						
GRD09-131	113.53	114.8	40										Weak local protomylonitic texture.
GRD09-131	114.8	115.12	40				FOP						
GRD09-131	115.12	115.19	40										
GRD09-131	115.19	115.5					FOP						Weak protomylonite, deformed.
GRD09-131	115.5	115.7	40	340	75	88							
GRD09-131	115.7	117.85	50										Similar strike to foliation in 115.5-115.7
GRD09-131	117.85	119.3	45	335	72	83							
GRD09-131	119.3	119.301					CTC	SCH-MSK	45	335	72	83	Contact follows folation in SCH.
GRD09-131	119.301	120.2	50	340	77	79							
GRD09-131	120.2	121.25	50										Weakly foliated and banded.
GRD09-131	123.43	124.97	55										Weakly foliated and banded.
GRD09-131	124.97	125.55	45				FOP						Foliation varies from 40-50 deg TCA.
GRD09-131	125.55	125.551					AXF		15				
GRD09-131	125.551	129.2	45				FOP						Foliation varies from 40-50 deg TCA.
GRD09-131	129.2	130.25	50				FOP						
GRD09-131	130.25	132.26	40	20	105	88	FOP						Brunton 109/82, foliation varies slightly, mainly at 105/88
GRD09-131	132.93	134.2	50				FOP						
GRD09-131	134.2	135.13					SHR		20				Sheared zone with minor fault gouge.
GRD09-131	135.13	135.78	40				FOP						Foliation varies from 20 to 40 deg TCA.
GRD09-131	135.78	135.781					CTC	UNK-MGR	15				Slightly irregular contact.
GRD09-131	136.11	137.16					FOP						
GRD09-131	137.16	139.96	5				FOP						Foliation varies from 0 to 10 degrees, locally deformed.
GRD09-131	139.96	142.4	20				FOP						Foliation varies from 20 to 30 deg to CA
GRD09-131	142.4	144.48	40				FOP						Foliation varies slightly.
GRD09-131	144.48	146.45	10				SHR						Shear zone in mylonite. Clay altered. Foliation varies from 0 to 20 deg TCA.
GRD09-131	146.45	147.44					BRX						Brecciated and sheared fault breccia, see lith description.
GRD09-131	147.44	148.8	15				FOP						Weak deformed foliation, varies slightly.
GRD09-131	148.8	148.801					CTC	MGR-UNK	50				Fractured along contact.
GRD09-131	152.9	153.65					BRX						Crackle brecciated with crumbly sulphide vein (possible gouge?). Clasts are of MGR.
GRD09-131	154.22	154.29					FOP						
GRD09-131	154.43	155.28					FOP						Interfingered UNK and MGR.
GRD09-131	156.68	158.35					FOP						Deformed UNK and deformed MGR?
GRD09-131	158.35	158.351					CTC	MGR-MGR	50				Alteration contact of mixed unit (UNK and MGR) and MGR
GRD09-131	160.55	160.551					CTC	MGR-UNK	55	350	84	75	Sharp contact along vein.
GRD09-131	160.551	161.6					FOM						
GRD09-131	161.6	161.66					FAU		30				Minor fault with clay altered UNK. Weak crb alteration.
GRD09-131	161.66	162.1					FOM						
GRD09-131	162.1	162.101					CTC	MGR-UNK	65				Sharp, slightly irregular contact.
GRD09-131	164.02	164.021					CTC	MGR-UNK	10				Sharp contact, subparallel to foliation.
GRD09-131	164.021	166.36					FOP						Weakly foliated at 0 to 20 deg TCA.
GRD09-131	166.88	168.78					SHR		5				Sheared protomylonite near parallel to CA.
GRD09-131	168.78	168.781					CTC	MGR-UNK	25				Sharp contact.
GRD09-131	169.29	169.291					CTC	MGR-UNK	30				Sharp contact.
GRD09-131	169.291	169.66	25				FOP						

Hole_ID	Structure From	Structure To	foliation CA	Beta	foliation strike	foliation dip	Struct_type1	Struct_subtype1	Struct_CA1	Struct_Beta1	Struct_strike1	Struct_dip1	Structure Description
GRD09-131	169.66	170.95	35				SHR						Shear zone in protomylonite along foliation, clay altered
GRD09-131	170.95	171.62	20				FOP						
GRD09-131	171.62	173					FOP						Deformed UNK
GRD09-131	173	174.65	25				FOP						Foliation varies slightly.
GRD09-131	174.65	175.62					BRX						Weakly crackle brecciated protomylonite with cla and qtz infill.
GRD09-131	175.62	177.45					SHR						Clay rich SHR zone in protomylonite, locally crumbly. Minor slickenlines on fracture surface but core not oriented.
GRD09-131	177.45	181.36					BRX						See lith description.
GRD09-131	181.36	182.88					FAU						See lith description.
GRD09-131	185.92	187.45					BRX						See lith description.
GRD09-131	187.45	188.26					FAU						See lith description.
GRD09-131	188.26	188.71					BRX						Weak crackle breccia with qtz matrix.
GRD09-131	189.29	189.58	45	170	213	8							Weak foliation
GRD09-131	189.58	190					BRX						Weak crackle breccia with qtz matrix.
GRD09-131	190	191.49	40	160	208	17							Very weak foliation, ranges from 30 to 40 deg TCA.
GRD09-131	191.58	191.93					BRX						Brecciated MGR with clay matrix. Clast supported, angular clasts. 15% matrix and 85% clasts.
GRD09-131	193.2	193.48					BRX						Brecciated MGR with clay matrix. Clast supported, angular clasts. 10% matrix and 90% clasts.
GRD09-131	196.65	196.651					FRC	SLI	40	330	67	86	30 deg gamma angle for SLI (trend 229, plunge 78)
GRD09-131	200.67	201.42					BRX						Weakly brecciated and deformed intensely clay altered SCH with clay, pyr and qtz matrix. Clast supported.
GRD09-131	201.42	204.29					BRX						Brecciated SCH, see Lith description.
GRD09-131	204.29	206.53	70										Foliation is very weak and ranges from 60 to 80 deg TCA
GRD09-131	206.88	206.881					CTC	SCH-PPF	75				Approximate contact since rock is fractured around contact. Contact is subparallel to foliation.
GRD09-131	207.64	207.641					CTC	SCH-PPF	55				Slightly irregular contact.
GRD09-131	207.641	208.45					SHR						Minor clay rich shear zone with minor gouge.
GRD09-131	208.45	208.71	75										
GRD09-131	208.71	209.1	60										
GRD09-131	209.1	210					BRX						Weakly crackle brecciated and fractured.
GRD09-131	210	211.24	50										Foliation varies slightly, mostly at 50 deg TCA, moderate fracturing and local minor crackle brecciation throughout.
GRD09-131	211.24	212.45					BRX						Strong crackle breccia with qtz, cla matrix. Matrix has minor sulphides.
GRD09-131	212.45	213.86					BRX						Weak crackle breccia, strongly fractured, less sulphides.
GRD09-131	214.6	215.23					BRX						See lith description.
GRD09-131	215.23	218.65					BRX						Weakly brecciated SCH with deformed foliation. Foliation mainly 0 to 20 deg TCA.
GRD09-131	218.65	219.4	30										Foliation varies slightly.
GRD09-131	219.4	220.25	50										
GRD09-131	220.25	222.2	50										Foliation varies from 40 to 55 deg TCA. Moderately fractured and weakly crackle brecciated throughout.
GRD09-131	222.2	223.15	30				SHR						Foliation varies slightly, weakly sheared.
GRD09-131	223.15	224.12					SHR						Sheared GRA.
GRD09-131	224.12	224.121					CTC	SCH-GRA	50				Contact measured along fracture surface.
GRD09-131	224.121	224.58	50										Foliation varies from 10 to 50 deg TCA.
GRD09-131	224.58	224.93	20										Stronger foliation.
GRD09-131	224.93	224.931					CTC	SCH-GRA	70				GRA partially follows foliation, and cross-cuts foliation. Irregular contact.
GRD09-131	225.58	225.581					CTC	SCH-GRA	50				GRA cross-cuts foliation.
GRD09-131	225.581	226.18	35										Foliation decreases downhole, ranging from 35 to 5 deg TCA.
GRD09-131	226.18	227.62	15										Foliation varies slightly, mostly at 15 deg TCA.
GRD09-131	227.62	228.28	20										Folation is deformed hear contact with fault, weakly brecciated.
GRD09-131	228.28	228.75					GOU						
GRD09-131	228.75	230.67	45				SHR		45				Sheared along foliation.
GRD09-131	230.67	232.38					BRX						See lith description.
GRD09-131	232.38	233.06	60										Weakly brecciated in this area.

Hole_ID	Structure From	Structure To	foliation CA	Beta	foliation strike	foliation dip	Struct_type1	Struct_subtype1	Struct_CA1	Struct_Beta1	Struct_strike1	Struct_dip1	Structure Description
GRD09-131	233.06	233.061					CTC	FBX-GRA	60				Approximate contact since intensely clay altered on both sides.
GRD09-131	234.88	234.881					CTC	FBX-GRA	25				Contact with fault breccia along fractured vein.
GRD09-131	234.881	237.74					BRX						See lith description.
GRD09-131	237.74	239.51					BRX						See lith description.
GRD09-131	239.51	241					BRX						See lith description.
GRD09-131	241	244.5					BRX						See lith description.
GRD09-131	244.5	252.38					BRX						Very weak brecciation, mostly a weak crackle breccia. Bleached and deformed SCH. Weak local foliation almost parallel to CA.
GRD09-131	252.38	253.16	15										Weak foliation. Varies slightly, becomes more deformed near lower contact with GRA.
GRD09-131	253.16	253.161					CTC	SCH-GRA	40				Approximate contact since alteration near contact makes it difficult to determine.
GRD09-131	254.1	254.101					CTC	GRA-MGR	30	50	132	89	Sharp irregular contact.
GRD09-131	255.52	255.521					CTC	SCH-GRA	60				Slightly irregular contact.
GRD09-131	255.521	256.21					BRX						Weakly brecciated near contact with GRA.
GRD09-131	256.21	256.7	30										
GRD09-131	256.7	256.96					BRX						Strong crackle breccia with bio stringers.
GRD09-131	256.96	259.99	50				FOP						Foliation varies from 40 to 50 deg TCA, mostly 50 deg TCA. Weak localized protomylonitic texture, especially near garnets. Appears to have both dextral and sinistral shear.
GRD09-131	259.99	260.94	50										With local minor weak protomylonite texture.
GRD09-131	260.94	261.16	35										
GRD09-131	261.16	261.39					BRX						Interfingering of GRA and SCH, minor brecciation. Clasts are large and subrounded. Clay and bio in the matrix. < 10% matrix.
GRD09-131	261.39	262.33					BRX						Mixture of GRA, MGR and SCH, very clay altered. Clast supported with very little matrix.
GRD09-131	262.33	262.7	40										
GRD09-131	263.12	263.121					CTC	GRA-MGR	60				Sharp contact of MGR and mixed GRA/SCH .
GRD09-131	263.121	264.95					BRX						See lith description.
GRD09-131	265.84	267.7					BRX						Weak crackle breccia through mixed unit.
GRD09-131	267.7	267.701					CTC	SCH-GRA	25				Sharp contact along vein.
GRD09-131	267.701	268.28	40										
GRD09-131	268.28	268.82	40	280	34	66							Weak foliation, approximate measurement.
GRD09-131	268.82	270.8					BRX						Weak crackle breccia with sul vnlts as matrix. <5% matrix.
GRD09-131	272.17	273.2					BRX						See lith description.
GRD09-131	273.2	273.201					CTC	FBX-GRA	60				Sharp contact.
GRD09-131	274.3	275.05	25	130	194	46							Weakly foliated.
GRD09-131	275.05	275.85	5				FOP						Foliation varies from 0 to 10 deg TCA.
GRD09-131	275.85	278.22					BRX						Crackle breccia wih clay matrix. 5% matrix. Weak foliation throughout (0 to 20 deg TCA).
GRD09-131	278.22	279.78	30				FOP						Foliation varies, but mainly at 30 deg TCA. Weak protomylonite texture.
GRD09-131	279.78	281.44					FOP						Deformed protomylonitic texture, locally foliation near parallel to CA
GRD09-131	281.44	281.89					BRX						See lith description.
GRD09-131	281.89	284.58					FOP						Deformed protomylonite with weak foliation near parallel to CA.
GRD09-131	287.54	287.541					CTC	SCH-GRA	40	130	176	36	Sharp irregular contact.
GRD09-131	287.541	287.84	45	140	175	27	FOP						Weak protomylonite, deformed.
GRD09-131	288.38	288.381					CTC	SCH-GRA	45	120	163	40	Sharp contact of biotite band of SCH with GRA.
GRD09-131	288.82	288.821					CTC	SCH-GRA	60	330	74	67	Sharp irregular contact, measurement is approximate.
GRD09-131	288.821	289.3	40	135	180	33							
GRD09-131	289.3	290.16	25	125	190	49							Foliation varies slightly
GRD09-131	290.16	290.161					CTC	SCH-MGR	30	150	210	30	
GRD09-131	291.52	292.11	20	130	199	49							Foliation varies slightly.
GRD09-131	292.11	292.111					CTC	SCH-GRA	20	190	288	31	Slightly irregular contact, cross cuts foliation.
GRD09-131	294.54	294.541					CTC	GRA-MGR	35	210	337	26	Sharp contact
GRD09-131	294.541	294.64	80	230	76	34							
GRD09-131	294.64	294.641					CTC	GRA-MGR	80	230	76	34	Contact follows foliation in MGR
GRD09-131	296.89	296.891					CTC	AMP-GRA	55	120	148	36	Sharp contact, slight chill margin.

Hole_ID	Structure From	Structure To	foliation CA	Beta	foliation strike	foliation dip	Struct_type1	Struct_subtype1	Struct_CA1	Struct_Beta1	Struct_strike1	Struct_dip1	Structure Description
GRD09-131	296.891	297.27					CTC	AMP-GRA	30	10	279	80	Sharp contact, mineralized vein along contact.
GRD09-131	297.27	297.53					CTC	AMP-GRA	35	160	218	21	Irregular contact along crb vein.
GRD09-131	299.53	299.531					CTC	SCH-GRA	60	250	42	39	Approximate irregular contact.
GRD09-131	299.531	299.85	45	70	136	67							
GRD09-131	299.85	299.851					CTC	SCH-GRA	50	70	132	64	Irregular contact.
GRD09-131	301	301.001					CTC	SCH-GRA	40	280	34	66	Irregular, altered contact.
GRD09-131	301.001	301.76	20	300	215	88							Very weak foliation.

Hole_ID	Vein From	Vein To	Number of Veins	Cummulative Vein Thickness mm	Common Thickness mm	Vein Inf-Type_1	Dominent Inf-Mineralogy_1	Sulfide Mineralogy_1_1	Sulfide Mineralogy_1_2	Sulfide Mineralogy_1_3	Total Sulfde %_1	Vein CA_1	Inf-Beta_1	Inf-Strike_1	Inf-dip_1	Vein Inf-Type_2	Dominent Inf-Mineralogy_2	Sulfide Mineralogy_2_1	Sulfide Mineralogy_2_2	Sulfide Mineralogy_2_3	Total Sulfde %_2	Vein CA_2	Inf-Beta_2	Inf-Strike_2	Inf-dip_2	Vein Zone Description
GRD09-131	7.62	12.09	20	10	0.5	NS	lim																			Veins are mostly broken
GRD09-131	12.09	22.7	60	40	0.5	NS	lim									NS	qtz	lim								
GRD09-131	22.7	27.56	30	30	1	NS	lim									NS	qtz	lim	pyr	cpy	1					
GRD09-131	27.56	29.73	15	15	1	NS	lim									NS	qtz	lim								
GRD09-131	29.73	31.02	20	15	1	NS	qtz	lim								NS	lim									
GRD09-131	31.02	31.58	10	10	1	NS	lim																			
GRD09-131	31.58	32.66	10	10	1	NS	lim									PL	qtz	lim				50				
GRD09-131	32.66	33.13	8	5	0.5	NS	lim									PL	qtz	lim	pyr		5	45				
GRD09-131	33.13	34.49	30	20	1	NS	lim									SP	qtz	lim				60				
GRD09-131	34.49	35.44	6	6	1	NS	lim									NS	qtz	lim								
GRD09-131	35.44	36.36	9	30	1	SP	qtz	lim				60	335	77	68	NS	qtz	lim								
GRD09-131	36.36	36.94	10	10	1	NS	lim																			
GRD09-131	36.94	37.38	3	3	1	NS	qtz	lim																		
GRD09-131	37.38	40	25	20	1	NS	lim									NS	qtz	lim								
GRD09-131	40	43.78	25	20	1	NS	lim									NS	qtz	lim	pyr		10					
GRD09-131	43.78	44.46	1	20	20	CE	lim																			
GRD09-131	44.46	44.93	10	5	0.5	NS	lim																			
GRD09-131	44.93	45.67	5	5	2	NS	qtz	cpy	pyr		10					NS	qtz	lim								
GRD09-131	46.15	47.24	40	20	0.5	NS	lim																			
GRD09-131	48.75	49.2	1	50	50	CE	lim																			
GRD09-131	49.2	50.33	1	50	50	CE	lim																			
GRD09-131	52.24	53.18	15	15	1	NS	lim									NS	qtz	lim								
GRD09-131	53.18	55.81	15	15	1	NS	qtz	lim																		
GRD09-131	55.81	58.62	15	8	0.5	NS	lim																			
GRD09-131	58.62	59.86	5	5	1	NS	qtz	lim																		
GRD09-131	59.86	66.45	70	100	2	NS	qtz	lim								NS	lim									Many of the qtz lim vns are larger (up to 1 cm wide) and vuggy.
GRD09-131	66.45	69.9	40	40	1	NS	lim									NS	qtz	lim								
GRD09-131	69.9	74.63	50	100	1	NS	qtz	lim	sox		5					NS	lim									Veins still vuggy with mostly lim. Now see minor oxidized sulphide, appears to be oxidized pyr.
GRD09-131	74.63	76.39	15	15	1	NS	qtz	lim								NS	lim									
GRD09-131	76.39	78.06	15	10	1	NS	qtz	pyr	lim		30															Lim often rimming veinlets.
GRD09-131	78.06	80.34	20	10	0.5	NS	lim									NS	qtz	lim	pyr		5					
GRD09-131	80.34	82	20	20	1	SP	qtz	pyr	lim		25	55				NS	lim									qtz sul vns also NS, larger vns are parallel
GRD09-131	82	83.85	16	30	2	SP	qtz	pyr	lim		45	50				NS	lim									qtz sul vns also NS, larger vns are parallel
GRD09-131	85.62	86.3	1	10	10	CE	lim																			
GRD09-131	86.3	87.8	20	15	1	NS	lim									NS	qtz	lim								
GRD09-131	87.8	91.78	45	35	1	NS	qtz	pyr	sox	cpy	15					NS	lim									
GRD09-131	91.78	93.5	20	35	2	NS	qtz	pyr			40															Locally more pyr in qtz vns (up to 60%)
GRD09-131	93.5	94.41	5	2.5	0.5	NS	pyr	pyr			100															
GRD09-131	94.41	97.29	12	12	1	NS	pyr	pyr			100					NS	cpy	cpy	pyr		100					Also 1 minor qtz vn with minor sul.
GRD09-131	97.29	98.61	30	15	0.5	NS	pyr	pyr	cpy		60					PL	qtz	pyr			15	10	230	334	57	
GRD09-131	98.61	102.25	19	19	1	NS	qtz	pyr			45					PL	qtz	asp	sph	pyr	20	50	330	71	77	Dark mineral possibly sph or ttr
GRD09-131	102.25	103.2	5	5	1	NS	qtz	pyr			50															
GRD09-131	103.2	106.48	10	5	0.5	NS	pyr	pyr			90															
GRD09-131	106.48	107.62	50	30	1	NS	qtz	pyr	cpy		50															
GRD09-131	107.62	109.75	25	25	1	NS	qtz	pyr			10					NS	pyr	pyr			70					
GRD09-131	109.75	110.9	15	15	1	NS	qtz	pyr																		
GRD09-131	110.9	111.7	10	6	0.5	SP	qtz	pyr			45	45														
GRD09-131	111.7	112.76	5	2.5	0.5	NS	qtz	pyr			10															
GRD09-131	112.76	113.53	12	6	0.6	NS	qtz	pyr			20															
GRD09-131	113.53	114.8	2	1	0.5	SP	qtz	pyr			20	30														
GRD09-131	114.8	117.85	15	25	2	NS	qtz	pyr			35															
GRD09-131	117.85	119.3	10	10	1	NS	qtz	pyr			50															
GRD09-131	119.3	123.51	15	30	2	SP	qtz	pyr			15	5				NS	pyr	pyr			70					

Hole_ID	Vein From	Vein To	Number of Veins	Cummulative Vein Thickness mm	Common Thickness mm	Vein Inf-Type_1	Dominent Inf-Mineralogy_1	Sulfide Mineralogy_1_1	Sulfide Mineralogy_1_2	Sulfide Mineralogy_1_3	Total Sulfde %_1	Vein CA_1	Inf-Beta_1	Inf-Strike_1	Inf-dip_1	Vein Inf-Type_2	Dominent Inf-Mineralogy_2	Sulfide Mineralogy_2_1	Sulfide Mineralogy_2_2	Sulfide Mineralogy_2_3	Total Sulfde %_2	Vein CA_2	Inf-Beta_2	Inf-Strike_2	Inf-dip_2	Vein Zone Description
GRD09-131	123.51	124.97	10	10	2	NS	qtz	pyr	cpy		30															
GRD09-131	124.97	129.2	55	50	1	NS	qtz	pyr			35					NS	qtz	pyr	cpy		50					
GRD09-131	129.2	132.26	35	60	1	NS	qtz	pyr			45					PL	qtz	cpy			25	15	290	205	89	One larger band of qtz pyr (2.5 cm)
GRD09-131	132.26	134.2	30	30	1	NS	pyr	pyr			70															
GRD09-131	134.2	134.4	1	20	20	CE	qtz	pyr			40															
GRD09-131	134.4	135.13	5	10	1	NS	qtz	pyr			50															
GRD09-131	135.13	135.78	5	2.5	0.5	NS	qtz	pyr			20															
GRD09-131	135.78	136.11	3	3	1	NS	qtz	pyr			30															
GRD09-131	136.11	138.4	24	20	1	NS	qtz	pyr	cpy		25															
GRD09-131	138.4	139.3	15	8	0.5	NS	qtz	pyr	cpy		40															
GRD09-131	139.3	140	10	10	1	NS	qtz	pyr			30															
GRD09-131	140	144.78	35	20	1	NS	qtz	pyr								PL	qtz	pyr	cpy	asp	20	10				Vein 2 in GRA unit within mylonite.
GRD09-131	144.78	147.44	25	20	1	NS	pyr	pyr			80					NS	qtz	pyr	cpy		30					
GRD09-131	147.44	148.8	20	20	1	NS	qtz	pyr			40															
GRD09-131	148.8	152.9	90	70	0.5	NS	pyr	pyr			70					SP	qtz	pyr			40	70				
GRD09-131	152.9	153.65	2	15	2	CE	qtz	pyr			50					PL	qtz	pyr	cpy		25	40				
GRD09-131	153.65	154.02	10	5	0.5	NS	qtz	pyr			40															
GRD09-131	154.02	155.28	35	35	1	NS	qtz	pyr			50					NS	qtz	cpy	pyr	asp	50					
GRD09-131	155.28	156.68	30	15	0.5	NS	qtz	pyr			30															
GRD09-131	156.68	158.35	50	30	0.5	NS	qtz	pyr			40					NS	qtz	pyr	cpy		40					
GRD09-131	158.35	160.55	40	30	1	NS	qtz	pyr	cpy		50					NS	cla	pyr			5					
GRD09-131	160.55	162.1	25	20	1	NS	qtz	pyr	cpy		30					NS	qtz	pyr			40					
GRD09-131	162.1	164.02	55	40	1	NS	qtz	pyr			15					NS	qtz	pyr	cpy		40					Vein 2 veins are 1-2 mm wide, vein 1 veins are 1 mm wide
GRD09-131	164.02	166.36	40	30	1	NS	qtz	pyr			40					NS	qtz	pyr	cpy		20					
GRD09-131	166.36	166.88	15	15	1	NS	qtz	pyr	cpy		15															
GRD09-131	166.88	168.78	15	25	2	NS	qtz	pyr	cpy		10															
GRD09-131	168.78	169.29	5	2.5	0.5	NS	pyr	pyr	cpy		70															
GRD09-131	169.29	169.63	5	5	1	NS	qtz	pyr			15					PL	qtz	pyr	cpy		30	0				
GRD09-131	169.63	170.95	10	10	1	NS	qtz	pyr			15															
GRD09-131	170.95	175.62	70	90	1	NS	qtz	pyr	cpy		25					NS	cla	pyr			5					
GRD09-131	177.45	179.45	1	100	100	CE	qtz	pyr	sox		30															
GRD09-131	179.45	181.36	25	15	0.5	NS	pyr	pyr	sox		70															
GRD09-131	185.13	185.92	15	8	0.5	DS	qtz	pyx			50					NS	qtz	pyr	cpy	sox	40					
GRD09-131	185.92	187.45	1	80	80	CE	qtz	pyx	cpy		50															
GRD09-131	187.45	188.26	15	8	0.5	DS	pyx	pyx			80															
GRD09-131	188.26	188.71	1	30	30	CE	qtz	pyr			30															
GRD09-131	188.71	189.58	10	5	0.5	DS	qtz	pyr	cpy		35															
GRD09-131	189.58	190	1	40	40	CE	qtz	pyx			15															
GRD09-131	190	191.49	30	30	1	NS	qtz	pyr			15					DS	qtz	pyr			35					
GRD09-131	191.49	191.58	3	3	1	NS	qtz	pyr			40					NS	cla	pyr			5					
GRD09-131	191.58	191.93	1	10	10	CE	cla	pyr			5															
GRD09-131	191.93	193.2	1	0.5	0.5	PL	qtz	pyr			10	80														
GRD09-131	193.2	193.48	1	25	25	CE	qtz	pyr			30															
GRD09-131	193.48	194.49	10	10	0.5	NS	qtz	pyr			20					NS	pyr	pyr			60					
GRD09-131	194.49	196.6	20	15	1	NS	qtz	pyx	pyr		50					PL	qtz	pyx			50	40				
GRD09-131	196.6	198.85	30	20	0.5	NS	qtz	pyr	pyx	cpy	50					PL						40	330	67	86	
GRD09-131	198.85	200.67	25	15	0.5	NS	qtz	pyr	cpy		30					DS	pyr	pyr	cpy		60					
GRD09-131	200.67	201.42	1	40	40	CE	qtz	pyr	cpy																	
GRD09-131	201.42	202.95	5	2.5	0.5	NS	qtz	pyr			40															
GRD09-131	202.95	204.29	1	50	50	CE	qtz	pyr	cpy		50															Also cla in matrix.
GRD09-131	204.29	206.88	70	50	1	DS	pyr	pyr	cpy		60					NS	qtz	pyr	pyx		40					
GRD09-131	206.88	207.64	10	10	1	NS	qtz	pyr	cpy		40															
GRD09-131	207.64	211.24	30	15	0.5	DS	qtz	pyx			40					NS	qtz	pyx	pyr	cpy	30					
GRD09-131	211.24	212.45	1	50	50	CE	qtz	pyx	pyr	cpy	40															
GRD09-131	212.45	213.85	40	20	0.5	DS	qtz	pyx	pyr		20															

Hole_ID	Vein From	Vein To	Number of Veins	Cummulative Vein Thickness mm	Common Thickness mm	Vein Inf-Type_1	Dominent Inf-Mineralogy_1	Sulfide Mineralogy_1_1	Sulfide Mineralogy_1_2	Sulfide Mineralogy_1_3	Total Sulfde %_1	Vein CA_1	Inf-Beta_1	Inf-Strike_1	Inf-dip_1	Vein Inf-Type_2	Dominent Inf-Mineralogy_2	Sulfide Mineralogy_2_1	Sulfide Mineralogy_2_2	Sulfide Mineralogy_2_3	Total Sulfde %_2	Vein CA_2	Inf-Beta_2	Inf-Strike_2	Inf-dip_2	Vein Zone Description
GRD09-131	215.23	218.65	1	50	50	CE	qtz	sox	pyr	cpy	35															
GRD09-131	218.65	223.15	25	30	1	NS	sox	sox	pyr		80					NS	qtz	sox			15					
GRD09-131	223.15	224.12	15	10	1	DS	qtz	sox	cpy		40															
GRD09-131	224.12	224.93	10	5	0.5	NS	pyr	pyr	cpy		80															
GRD09-131	224.93	225.58	5	2.5	0.5	DS	qtz	pyx	cpy		30															
GRD09-131	225.58	228.28	40	25	0.5	NS	qtz	pyx			25					NS	cla	pyx			5					Minor non mineralized crb vnlts. One crb vnlt with minor pyr and cpy (<1%) along outside of vnlt.
GRD09-131	228.28	230.67	15	15	1	NS	pyx	pyx	pyr		60					PL	qtz	pyr	cpy	ttr	15	50				Two vein 2 veins, one intact, the other is fractured in shear zone. Ttr could be sph (black, lustrous, brown streak).
GRD09-131	230.67	231.65	1	50	50	CE	cla	pyx			10					BR	qtz	pyx			40	20				
GRD09-131	231.65	233.06	12	20	2	NS	qtz	pyr	cpy		5					PL	qtz	cpy	pyx		45	35				2 qtz-cpy-pyx veins
GRD09-131	233.06	234.88	30	20	0.5	NS	qtz	pyr	cpy		10					DS	pyr	pyr			80					
GRD09-131	234.88	237.74	1	150	150	CE	qtz	pyx	cpy		20															
GRD09-131	237.74	238.52	1	15	15	CE	pyx	pyx			80															Note: most of matrix has no sulphides.
GRD09-131	238.52	239.51	1	50	50	CE	qtz	pyr			40															Most of matrix has fine dis pyr within it.
GRD09-131	239.51	241	1	10	10	CE	qtz	sox			5															Very minor sulphide in qtz matrix. Most of the matrix is clay with no sulphides.
GRD09-131	241	244.5	1	200	200	CE	qtz	pyx	pyr		50															Also kao in matrix without sulphides.
GRD09-131	244.5	246.19	40	30	0.5	NS	qtz	pyr			50					PL	qtz	pyr	cpy		30	15	55	323	81	
GRD09-131	246.19	248.18	15	15	1	NS	qtz	pyr	cpy		40															
GRD09-131	248.18	249.97	30	40	1	NS	pyr	pyr	cpy		75					SP	qtz	pyr	cpy		45	15	30	301	70	2 subparallel veins.
GRD09-131	249.97	250.77	40	25	0.5	DS	pyr	pyr	cpy		75					PL	qtz	pyr	cpy		15	5				Vein 2 splits into 2 veins, larger vein almost parallel to CA, other vein is at a slightly steeper angle.
GRD09-131	250.77	251.58	25	25	1	NS	qtz	cpy	asp	pyr	30					NS	qtz	cpy	pyr		40					Vein 1 also has minor sph or ttr in vein.
GRD09-131	251.58	253.16	60	30	0.5	DS	pyr	pyr	cpy		60					NS	pyr	cpy			60					Local trace asp.
GRD09-131	253.16	254.1	10	8	0.5	NS	pyr	pyr			80					PL	qtz	asp	pyr		15	5	60	333	75	
GRD09-131	254.1	255.52	40	30	0.5	DS	qtz	pyr	asp		30					PL	qtz	qtz	pyr	cpy	5	10				Vein 2 sulphides mostly rimming qtz vein.
GRD09-131	255.52	259.99	20	20	1	NS	qtz	pyr			50					NS	qtz	cpy	pyr		15					
GRD09-131	259.99	261.39	15	10	1	NS	qtz	pyr	cpy		15					NS	pyr	pyr			75					
GRD09-131	261.39	261.83	15	10	1	NS	qtz	pyr			25					NS	qtz	pyr	cpy		20					
GRD09-131	261.83	262.33	15	10	1	NS	pyr	pyr			75					PL	qtz	pyr			50	25	55	318	89	
GRD09-131	262.33	262.7	10	8	1	DS	qtz	pyr	cpy		50					PL	qtz	cpy	pyr		35	50				
GRD09-131	262.7	263.12	10	10	0.5	DS	pyr	pyr			85					SP	qtz	cpy	pyr	prt	3	50				
GRD09-131	263.12	263.8	10	10	1	NS	pyr	pyr			80					SP	qtz	cpy	pyr		35	40				
GRD09-131	263.8	264.95	20	15	0.5	SP	pyr	pyr			70	70				NS	pyr	pyr			80					
GRD09-131	264.95	265.84	10	5	0.5	NS	qtz	pyr			30															
GRD09-131	265.84	267.7	70	40	0.5	NS	pyr	pyr			70					PL	pyr	pyr	prt	cpy	85	20				
GRD09-131	267.7	269.5	20	10	0.5	NS	qtz	pyx			30					SP	qtz	cpy			25	10				
GRD09-131	269.5	270.8	40	20	0.5	DS	pyr	pyr			85					SP	qtz	cpy	pyr		30	80				
GRD09-131	270.8	272.17	35	35	1	NS	qtz	pyr			50					PL	cla	pyr			10	20				
GRD09-131	272.17	273.2	1	150	150	CE	qtz	pyr	cpy	prt	35															Also minor local sph or ttr (dark grey, brown streak).
GRD09-131	273.2	274.3	15	8	0.5	NS	pyr	pyr			70															Also minor crb vns with rhodocrosite and no mineralization.
GRD09-131	274.3	278.23	35	30	0.5	NS	pyr	pyr			80					NS	qtz	pyr	cpy		10					Minor crb veinlets, some with rhodocrosite but no mineralization.
GRD09-131	278.23	279.78	10	8	0.5	NS	cla	pyr			10					SP	qtz	pyr	cpy	sph	10	35				
GRD09-131	279.78	281.44	10	10	0.5	NS	qtz	pyr	cpy		35					PL	qtz	pyr			45	30				Vein 2 is 6 mm wide.
GRD09-131	281.44	281.89	4	10	2	SP	crb	pyr			0.01					NS	qtz	pyr			3					
GRD09-131	281.89	284.58	5	5	1	NS	crb	pyr			1					DS	sox	sox			70					Other veins present but mostly void of sulphides (qtz veins at 60 deg TCA.
GRD09-131	284.58	287.54	30	30	0.5	NS	qtz	pyr			50					PL	qtz	pyr			50	45				Vein 2 is 1 cm wide, dark qtz and pyr vein
GRD09-131	287.54	288.38	4	4	1	NS	qtz	pyr	cpy		45															

Hole_ID	Vein From	Vein To	Number of Veins	Cummulative Vein Thickness mm	Common Thickness mm	Vein Inf-Type_1	Dominent Inf-Mineralogy_1	Sulfide Mineralogy_1_1	Sulfide Mineralogy_1_2	Sulfide Mineralogy_1_3	Total Sulfde %_1	Vein CA_1	Inf-Beta_1	Inf-Strike_1	Inf-dip_1	Vein Inf-Type_2	Dominent Inf-Mineralogy_2	Sulfide Mineralogy_2_1	Sulfide Mineralogy_2_2	Sulfide Mineralogy_2_3	Total Sulfde %_2	Vein CA_2	Inf-Beta_2	Inf-Strike_2	Inf-dip_2	Vein Zone Description
GRD09-131	288.38	288.82	10	5	0.5	NS	qtz	pyr	cpy		30					DS	pyr	pyr			80					
GRD09-131	288.82	290.16	30	20	0.5	NS	qtz	pyr			35					DS	pyr	pyr			70					
GRD09-131	290.16	291.11	10	8	0.5	NS	pyr	pyr	cpy		60					NS	qtz	pyr			15					
GRD09-131	291.11	291.52	6	6	1	NS	qtz	pyr	cpy		50					DS	qtz	pyr			50					
GRD09-131	291.52	292.61	10	10	1	NS	qtz	pyr			50					PL	qtz	pyr			40	5	210	309	52	
GRD09-131	292.61	294.54	25	15	0.5	NS	qtz	pyr			15					NS	pyr	pyr			70					
GRD09-131	294.54	295.74	30	20	0.5	NS	pyr	pyr	cpy		80					NS	qtz	pyr			30					Vein 2 are 2 wider veins (1 cm) near bio rich zone in GRA
GRD09-131	295.74	296.3	15	15	1	ST	pyr	pyr			90															
GRD09-131	296.3	296.89	15	20	1	ST	pyr	pyr			90															
GRD09-131	296.89	299.53	50	25	0.5	NS	qtz	pyr	cpy		40					DS	pyr	pyr	cpy		80					
GRD09-131	299.53	299.85	7	7	1	NS	qtz	pyr			50					PL	qtz	pyr	cpy		10	50	80	138	59	
GRD09-131	299.85	301	20	20	1	NS	qtz	pyr			30					NS	qtz	pyr	cpy		15					
GRD09-131	301	301.76	15	8	0.5	SP	pyr	pyr			70	70				PL	pyr	pyr			75	40	50	127	80	

Drill Hole Summary

Property:	Nucleus		
Zone:	Nucleus		
Drill Hole ID:	GRD09-132		
UTM Easting:	379342	**Elevation (m):**	930
UTM Northing:	6913850	**Azimuth:**	1
(NAD 83, Zone 8)		**Dip:**	-65
Depth (m):	455.68		
Drill Contractor:	Kluane Drilling Ltd.	**Logged by:**	Z. Gazdik
Date Started:	23-Jun-09	**Date Started:**	28-Jun-09
Date Completed:	29-Jun-09	**Date Completed:**	5-Jul-09
Core Size:	NTW/BTW after 276.89 m		

Dataset	Hole_ID	Logged_by	Date_Logged	Edited_By	Ox_From	Ox_To	OXIDATION	Lith_From	Lith_To	Litho	Litho_Org	Litho-1	Litho-2	% qtz Phenocryst	% fds Phenocryst	Grain Size	Texture-1	Texture-2	BxClast_1	BxClast_2	Lithology Description	Dominant Alteration	Dominant Alteration Style(occurrence)	Dominant Alteration Intensity	Secondary Alteration	Secondary Alteration Style(occurrence)	Secondary Alteration Intensity	Alteration Description
Nucleus	GRD09-132	Z. Gazdik	28-Jun-09					0	5.9	REW	REW										clasts are mgr.	lim	per	s	cla	per	m	
Nucleus	GRD09-132	Z. Gazdik	28-Jun-09		0	14.63	2	5.9	15.84	MGR	MGR	qtz	fds			FG	EG				pale orange. some sch lenses within the unit. Higly fractured and some cave at 12.19m.	lim	per	s	cla	per	m	some hem staining.
Nucleus	GRD09-132	Z. Gazdik	28-Jun-09		14.63	20.3	3	15.84	27.43	FAU	FAU	cla				FG	FA				pale orange. mainly mgr with some small sch lenses. Fault gouge and highly fractured. Very altered.	cla	per	i	lim	per	i	some minor hem staining in some of the mgr sections.
Nucleus	GRD09-132	Z. Gazdik	28-Jun-09		20.3	24	2	27.43	28.72	SCH	SCH	bio	fds			FG	FO				fractured. Small mgr dyke. Small protomylonitic section.	cla	per	s	lim	per	m	chl alt as well.
Nucleus	GRD09-132	Z. Gazdik	28-Jun-09		24	27.43	4	28.72	31.72	FAU	FAU	cla				FG	GO				orange. rubbley, fault gouge, highly fractured. Mix of mgr and sch.	cla	per	i	lim	per	s	
Nucleus	GRD09-132	Z. Gazdik	28-Jun-09		27.43	28.72	2	31.72	33.76	SCH	SCH	bio	fds			FG	FO				darker gray orange. some small patches of highly alt sch. Overall moderately fractured. Some minor brx.	cla	per	s	lim	per	s	
Nucleus	GRD09-132	Z. Gazdik	28-Jun-09		28.72	33	3	33.76	44.85	FAU	FAU	cla				FG	GO				pale gray orange. fault gouge. Highly fractured and alt. mix of mgr and sch.	cla	per	i	lim	per	i	
Nucleus	GRD09-132	Z. Gazdik	28-Jun-09		33	38.7	2	44.85	45.65	SCH	SCH	bio	fds			FG	FO				orange. fractured and alt. may be some minor mgr?	lim	per	i	cla	per	i	
Nucleus	GRD09-132	Z. Gazdik	28-Jun-09		38.7	45.85	3	45.65	54.86	MGR	MGR	qtz	fds			FG	EG				pale orange. intense hem staining near sch ctc. Porphyritic. Moderately fractured. At 51.86m the oxidation becomes more intense. Strong orange in colour.	qtz	per	s	lim	per	s	increase in intensity around 51.82m. Some hem staining at the beginning of the unit.
Nucleus	GRD09-132	Z. Gazdik	28-Jun-09		45.85	49.9	2	54.86	59.2	FAU	FAU	cla				FG	GO				Gouge. Hightly fractured. Light gray orange to begin with and then at around 57.91m. Majority of identifiable material is sch. The sch is paler and more cla altered closer to the mgr ctc, but appears more like the bio sch closer to the end of the fault. Possibly ctc with sch and bio sch at 57.91m.	cla	per	i	lim	per	s	
Nucleus	GRD09-132	Z. Gazdik	28-Jun-09		49.9	51.82	3	59.2	60.12	SCH	SCH	bio				CG	FO				dark green. appears to be moderately deformed.	chl	ovp	s				
Nucleus	GRD09-132	Z. Gazdik	28-Jun-09		51.82	54.86	4	60.12	68.95	FAU	FAU	cla				FG	GO				pale brown gray with a patch of dark reddish brown at 60.96m. Some more competent gra. Overall bey cla altered and gougey. Fractured. Foliated units visible.	cla	per	i				a little bit of courser sericite.
Nucleus	GRD09-132	Z. Gazdik	28-Jun-09		54.86	82.31	2	68.95	72.95	GRA	GRA	fds	qtz			MG	EG				light gray and slightly deformed. Mixed with sch that has close to parallel to CA foliation. High mafic content. Somewhat altered closer to the qfp ctc.	qtz	per	i	cla	ovp	m	some sericite replacing some of the fds. Minor.
Nucleus	GRD09-132	Z. Gazdik	28-Jun-09		82.31	83	1	72.95	79.11	QFP	QFP	fds	qtz	7	15	VF	FP				orange gray. Some larger qtz phenos and feld phenos. Up to 2cm. Slight foliation in areas. Looks very packed. There is still aphanitic groundmass, but there are many small grains visible within the groundmass.	qtz	per	i	cla	psm	i	cla is replacing fds. Some sericite alteration within the phenos. More so near the ctc with the gra.
Nucleus	GRD09-132	Z. Gazdik	28-Jun-09		83	455.68	0	79.11	87.91	SCH	UNK	bio	fds			FG	FO				Occasional colour banding-green, purpled. Founded fds and qtz grains. Ductile behavior-boudins, minor folds. Some brx. Some small gra intrusions. EPI ALTERATION. 08/10/09 Edited by K. Dodd. Changed UNK to SCH.	qtz	per	i	chl	ovp	s	closer to the qfp the unk exhibits cla alteration, and in some patches is intensely altered. Some secondary bio as well.
Nucleus	GRD09-132	Z. Gazdik	28-Jun-09	K. Dodd				87.91	88.6	FAU	FAU	cla				FG	FA					qtz	per	i	cla	psm	s	some dolomite along the main fault surface.
Nucleus	GRD09-132	Z. Gazdik	28-Jun-09					88.6	93.48	SCH	UNK	bio	fds			FG	FO				deformed and crenullated. May be some remnant garnets now altered to bio. 08/10/09 Edited by K. Dodd. Changed UNK to SCH.	qtz	per	i	chl	ovp	s	secondary bio as well in more strongly sheared zones.
Nucleus	GRD09-132	Z. Gazdik	28-Jun-09	K. Dodd				93.48	103.81	MGR	MGR	qtz	fds		10	FG	FP				porphyritic. Low on mafics. Included qtz vein from 93.48-94.57m in this unit. Edited by K. Dodd 08/10/09 Changed UNK to SCH.	qtz	per	i	chl	psm	i	
Nucleus	GRD09-132	Z. Gazdik	28-Jun-09	K. Dodd				103.81	104.7	MYL	UNK	bio	qtz			FG	FO				rounded grains, and augens showing dextral motion. Slightly magnetic. Edited by K. Dodd 08/10/09 Changed UNK to MYL.	bio	ovp	i	cla	psm	s	cla is also ffl. Ser is ffl and moderate.
Nucleus	GRD09-132	Z. Gazdik	28-Jun-09	K. Dodd				104.7	105.32	GRA	GRA	qtz	fds			CG	EG					qtz	per	i	cla	psm	w	
Nucleus	GRD09-132	Z. Gazdik	28-Jun-09					105.32	105.92	MYL	UNK	bio	qtz			FG	FO				small gra intrustions. Slightly magnetic. Edited by K. Dodd 08/10/09 Changed UNK to MYL.	bio	ovp	i	cla	ffl	s	possibly some ser in ffl.
Nucleus	GRD09-132	Z. Gazdik	28-Jun-09	K. Dodd				105.92	106.3	MGR	MGR	qtz	fds		10	FG	FP				porphyritic and finer grained groundmass than usual, however individual grains still visible.	qtz	per	i	cla	psm	m	
Nucleus	GRD09-132	Z. Gazdik	28-Jun-09					106.3	110.85	SCH	UNK	chl	qtz			FG	FO				green and chl rich. Foliation is less defined and more even and band like. Some epi alteration. K. Dodd 08/10/09 Changed UNK to SCH.	qtz	per	i	chl	ovp	s	some minor seconadary bio.
Nucleus	GRD09-132	Z. Gazdik	28-Jun-09	K. Dodd				110.85	111.25	FAU	FAU	cla	chl			FG	FA				gouge. Crumbly.	ser	ffl	i	chl	ovp	s	kao alt weak. Ffl

Dataset	Hole_ID	Logged_by	Date_Logged	Edited_By	Ox_From	Ox_To	OXIDATION	Lith_From	Lith_To	Litho	Litho_Org	Litho-1	Litho-2	% qtz Phenocryst	% fds Phenocryst	Grain Size	Texture-1	Texture-2	BxClast_1	BxClast_2	Lithology Description	Dominant Alteration	Dominant Alteration Style(occurrence)	Dominant Alteration Intensity	Secondary Alteration	Secondary Alteration Style(occurrence)	Secondary Alteration Intensity	Alteration Description
Nucleus	GRD09-132	Z. Gazdik	28-Jun-09					111.25	115.16	SCH	UNK	chl	qtz			FG	FO				minor gra intrusions. Very chl rich and some eip alteration. Less banding/defined foliation in parts. Faulting. In one of the faults there is smeared hem on the slip surfaces. Edited by K. Dodd 08/10/09 Changed UNK to SCH.	qtz	per	i	chl	ovp	i	
Nucleus	GRD09-132	Z. Gazdik	28-Jun-09	K. Dodd				115.16	115.55	MGR	MGR	qtz	fds		10	FG	FP				porhyritic with slightly more mafics than usual. ~10%.	qtz	per	i	cla	psm	m	
Nucleus	GRD09-132	Z. Gazdik	28-Jun-09					115.55	117.02	SCH	UNK	chl	qtz			FG	FO				chl rich and more even looking banding. Some epi alt. Slight deformaon kinks. Edited by K. Dodd 08/10/09 Changed UNK to SCH.	qtz	per	i	chl	ovp	i	some secondray bio.
Nucleus	GRD09-132	Z. Gazdik	28-Jun-09	K. Dodd				117.02	117.65	FAU	FAU	qtz	chl			FG	FA				lots of secondary bio, chl and elongated grains.	chl	ovp	i	ser	ffl	i	some kao in the fractures/faults as well.
Nucleus	GRD09-132	Z. Gazdik	28-Jun-09					117.65	118.84	SCH	UNK	qtz	chl			FG	FO				chl rich with some secondaty bio alt.	qtz	per	i	chl	ovp	i	secondary bio ovp. Moderate.
Nucleus	GRD09-132	Z. Gazdik	28-Jun-09	K. Dodd				118.84	121.08	SCH	UNK	bio	cla			FG	FO				very altered. Rich in secondary bio and cla. Many low angle faults. Some small gra intrustions. Edited by K. Dodd 08/10/09 Changed UNK to SCH.	kao	ffl	i	ser	ffl	s	chl alt ovp. Some of the cla is also patchy.
Nucleus	GRD09-132	Z. Gazdik	28-Jun-09	K. Dodd				121.08	124.3	SCH	UNK	bio	fds			FG	FO				chl rich and some small gra intrusions. Very cla alt near bottom ctc. Edited by K. Dodd 08/10/09 Changed UNK to SCH.	qtz	per	i	chl	ovp	i	some epi alt. Patchy. Small aount of cla patchy.
Nucleus	GRD09-132	Z. Gazdik	28-Jun-09	K. Dodd				124.3	129.48	SCH	MGR	qtz	fds			FG	FO	BL			foliated. Some bands of mafics are cla alt. Edited by K. Dodd 08/10/09 Changed MGR to SCH. Bleached SCH	qtz	per	i	bio	ovp	m	kao and ser in ffl
Nucleus	GRD09-132	Z. Gazdik	28-Jun-09	K. Dodd				129.48	130.9	FAU	FAU	qtz	cla			FG	FA				highly fractured and faulted. Minor gouge. Some kaol and ser on slip surfaces.	kao	ffl	i	ser	ffl	i	
Nucleus	GRD09-132	Z. Gazdik	28-Jun-09					130.9	131.5	MGR	MGR	qtz	fds			FG	FO				foliated. Some secondary bio alt.	qtz	per	i	bio	ovp	m	kao on ffl
Nucleus	GRD09-132	Z. Gazdik	28-Jun-09					131.5	133.03	SCH	UNK	qtz	bio			FG	FO				with small fol mgr intrusion followed by ~25cm gra intrusion. Some faulting prior to intruasions and kaol on slip surface. Edited by K. Dodd 08/10/09 Changed UNK to SCH.	kao	psm	i	sox	ffl	s	minor ser possible.
Nucleus	GRD09-132	Z. Gazdik	28-Jun-09	K. Dodd				133.03	133.37	MGR	MGR	qtz	fds			FG	FO				foliated and very few mafics.	qtz	per	i	chl	psm	w	replacing mafics.
Nucleus	GRD09-132	Z. Gazdik	28-Jun-09					133.37	134	SCH	UNK	bio	fds			FG	FO				extremely altered. Cla rich and faulted. Edited by K. Dodd 08/10/09 Changed UNK to SCH.	sox	ovp	i	bio	ovp	m	some cla/kao at fracture surgaces and replacing some fes.
Nucleus	GRD09-132	Z. Gazdik	28-Jun-09	K. Dodd				134	135.81	MGR	MGR	qtz	fds		10	FG	FP				porphyritic	qtz	per	i	kao	ffl	s	some minor ser psm replacing fds
Nucleus	GRD09-132	Z. Gazdik	28-Jun-09					135.81	137.32	GRA	GRA	qtz	fds			MG	EG				very altered. Fds are completely cla alt.	kao	psm	i				
Nucleus	GRD09-132	Z. Gazdik	28-Jun-09					137.32	138.97	MGR	MGR	qtz	fds			FG	FO				foliated and sheared. Some old gra intrustion that have been sheared with the mgra. Some qtz veins sheared as well. Veins are almost boudined.	qtz	per	i	bio	vse	m	some chl alt as well.
Nucleus	GRD09-132	Z. Gazdik	28-Jun-09					138.97	140.03	GRA	GRA	qtz	fds			MG	EG					qtz	per	i	cla	psm	s	some ser psm replacing fds.
Nucleus	GRD09-132	Z. Gazdik	28-Jun-09					140.03	140.7	SCH	UNK	bio	qtz			FG	FO				very silicified. Losing some of its mafics. Edited by K. Dodd 08/10/09 Changed UNK to SCH.	qtz	per	i	bio	ovp	m	some chl alt as well.
Nucleus	GRD09-132	Z. Gazdik	28-Jun-09	K. Dodd				140.7	141.5	FAU	FAU	bio	qtz			FG	FO				some gounge.	cla	per	i	chl	ovp	s	
Nucleus	GRD09-132	Z. Gazdik	28-Jun-09					141.5	143.13	MGR	MGR	qtz	fds		8	FG	FP	FO			porphyritic and foliated near upper ctc with fau. Some kaol in minor faults found throughout.	qtz	per	i	kao	ffl	m	
Nucleus	GRD09-132	Z. Gazdik	28-Jun-09					143.13	143.62	GRA	GRA	qtz	fds			MG	EG					qtz	per	s	ser	psm	m	
Nucleus	GRD09-132	Z. Gazdik	28-Jun-09					143.62	145.24	SCH	UNK	qtz	bio			FG	FO				some gra intrustions up to ~25cm. Foliated. Slight deformation, but no obvious augens and such. Edited by K. Dodd 08/10/09 Changed UNK to SCH.	qtz	per	i	bio	ovp	m	some chl alt. ovp. Weak.
Nucleus	GRD09-132	Z. Gazdik	28-Jun-09	K. Dodd				145.24	146.15	MGR	MGR	qtz	fds		10	FG	FP				porphyritic. Looks more like the ppf to me, but can still see the groundmass.	qtz	per	i	ser	ovp	m	within phenos
Nucleus	GRD09-132	Z. Gazdik	28-Jun-09					146.15	148.85	SCH	UNK	qtz	bio			FG	FO				banding of chl and bio, but looks to have been originally bio. Some small gra intrusions. Little bi t of gra at beginning of unit. Edited by K. Dodd 08/10/09 Changed UNK to SCH.	qtz	per	i	chl	ovp	s	
Nucleus	GRD09-132	Z. Gazdik	28-Jun-09	K. Dodd				148.85	149.2	GRA	GRA	qtz	fds			MG	EG					qtz	per	i	ser	psm	m	
Nucleus	GRD09-132	Z. Gazdik	28-Jun-09					149.2	159.5	MYL	UNK	qtz	bio			FG	FO				not sure if this is all the same unit (what we have been calling the my) with bleached/silicified patches or the my and a mgr intrusion running almost parallel to CA and having the same foliation as the my. Foliation somewhat disappears in patches. Some minor faults throughout unit. K. Dodd 08/10/09 Changed UNK to MYL.	qtz	per	i	bio	ovp	m	some chl alt. some kao in faults as well as ser.
Nucleus	GRD09-132	Z. Gazdik	28-Jun-09					159.5	160.3	GRA	GRA	fds	qtz			CG	EG					qtz	per	s	chl	ovp	m	some minor secondary bio.
Nucleus	GRD09-132	Z. Gazdik	28-Jun-09					160.3	163.14	MGR	MGR	qtz	fds	2	15	FG	FP				porphyritic. Some of the phenos look to have been replaced with sulfides that have now oxidized and some of them wash away very easily. Occasional qtz pheno.	qtz	per	s	ser	psm	m	kao also psm replacing phenos and sulfides in the phenos as well.
Nucleus	GRD09-132	Z. Gazdik	28-Jun-09					163.14	164.59	GRA	GRA	fds	qtz			FG	FA					qtz	per	s	kao	psm	i	kao is replacing fds as well as ffl. Ser in ffl.
Nucleus	GRD09-132	Z. Gazdik	28-Jun-09					164.59	170.68	FAU	FAU	fds	qtz			FG	FA				gouge, kao, ser, some patches of more competent rock- gra and occasional unk.	kao	per	s	ser	ffl	s	

Dataset	Hole_ID	Logged_by	Date_Logged	Edited_By	Ox_From	Ox_To	OXIDATION	Lith_From	Lith_To	Litho	Litho_Org	Litho-1	Litho-2	% qtz Phenocryst	% fds Phenocryst	Grain Size	Texture-1	Texture-2	BxClast_1	BxClast_2	Lithology Description	Dominant Alteration	Dominant Alteration Style(occurrence)	Dominant Alteration Intensity	Secondary Alteration	Secondary Alteration Style(occurrence)	Secondary Alteration Intensity	Alteration Description
Nucleus	GRD09-132	Z. Gazdik	28-Jun-09					170.68	171.37	GRA	GRA	fds	qtz			MG	EG				very altered and half the unit is sheared and/or brx.	ser	per	s				
Nucleus	GRD09-132	Z. Gazdik	28-Jun-09					171.37	176.74	MGR	MGR	fds	qtz		8	FG	FP				slightly porphyritic. Slightly altered and looks chalky.	qtz	per	s	cla	psm	s	
Nucleus	GRD09-132	Z. Gazdik	28-Jun-09					176.74	178.5	GRA	GRA	fds	qtz			CG	EG					qtz	per	m	cla	psm	s	some ser psm in phenos.
Nucleus	GRD09-132	Z. Gazdik	28-Jun-09					178.5	181.46	FAU	FAU	cla	qtz			CG	FA				Gouge. Occasional competent chunks of gra, but altered.	cla	per	s	ser	psm	s	
Nucleus	GRD09-132	Z. Gazdik	28-Jun-09					181.46	182.95	GRA	GRA	fds	qtz			CG	EG				altered.	qtz	per	m	cla	psm	i	ser,psm,s
Nucleus	GRD09-132	Z. Gazdik	28-Jun-09					182.95	184.08	QFP	QFP	qtz	fds	6	15	FG	FP				slight brecciation within the unit.	qtz	per	s	cla	psm	i	ser,psm, m
Nucleus	GRD09-132	Z. Gazdik	28-Jun-09					184.08	186.76	FBX	FBX	qtz	cla			FG	BX				Rock type looks like it might be the fol mgr. few bio and lots of granular qtz and fds.	qtz	per	s	cla	per	s	
Nucleus	GRD09-132	Z. Gazdik	28-Jun-09					186.76	188.61	FAU	FAU	cla	qtz			FG	FA				gouge. Lith appears to have been sch or unk. Some remnant foliation.	kao	per	s	ser	per	s	minor lim. Strong chl ovp.
Nucleus	GRD09-132	Z. Gazdik	28-Jun-09					188.61	190.15	SCH	SCH	chl	qtz			FG	FO				gray with a hint of green.	qtz	per	i	chl	ovp	i	
Nucleus	GRD09-132	Z. Gazdik	28-Jun-09					190.15	197.4	FAU	FAU	cla	qtz			FG	FA				gouge. Remnant foliation and slightly more competent chunks are sch to slighly mylonitic sch.	cla	per	i	qtz	per	s	some kao, ser and lim. Also ovp chl, moderate.
Nucleus	GRD09-132	Z. Gazdik	28-Jun-09					197.4	200.33	MYL	UNK	qtz	chl			FG	FO				greenish gray. Boudined. Edited by K. Dodd 08/10/09 Changed UNK to MYL.	qtz	per	i	chl	ovp	s	minor secondary bio. Some minor epi. Kao and ser ffl.
Nucleus	GRD09-132	Z. Gazdik	28-Jun-09	K. Dodd				200.33	200.96	FAU	FAU	cla	chl			FG	FA					kao	ffl	i	qtz	per	s	ser ffl and chl ovp.
Nucleus	GRD09-132	Z. Gazdik	28-Jun-09					200.96	203.36	MYL	UNK	qtz	chl			FG	FO				greenish gray, boudined and deformed. Edited by K. Dodd 08/10/09 Changed UNK to MYL.	qtz	per	i	chl	ovp	m	some minor epi.
Nucleus	GRD09-132	Z. Gazdik	28-Jun-09	K. Dodd				203.36	207.26	FAU	FAU	cla	qtz			FG	FA				Gouge. The fault starts in the unk, but changes in and out from mgr and unk.	kao	per	i	ser	per	w	
Nucleus	GRD09-132	Z. Gazdik	28-Jun-09					207.26	207.86	MGR	MGR	qtz	fds			FG	EG				overall eg, but slight elongation of grains. Small faults within unit. Foliation not as well defined. Slightly more mafics than the usual mgr.	qtz	per	i	chl	psm	m	
Nucleus	GRD09-132	Z. Gazdik	28-Jun-09					207.86	209.55	MYL	UNK	chl	fds			FG	FO				some minor faults. Foliation not as well defined. Edited by K. Dodd 08/10/09 Changed UNK to MYL.	qtz	per	i	chl	ovp	s	
Nucleus	GRD09-132	Z. Gazdik	28-Jun-09	K. Dodd				209.55	210.47	FAU	FAU	cla				FG	FA				Gouge throuhout entire unit.	kao	per	i	ser	per	w	
Nucleus	GRD09-132	Z. Gazdik	28-Jun-09					210.47	215.22	MYL	UNK	qtz	chl			FG	FO				foliation is not as well defined. Mainly visible through qtz bands and boudins. Small faults throughout interval. Fractured sections. Foliation is sub parallel to CA. Edited by K. Dodd 08/10/09 Changed UNK to MYL.	qtz	per	i	chl	ovp	s	some cla alt replacing fds and ffl. Moderate ser ffl.
Nucleus	GRD09-132	Z. Gazdik	28-Jun-09					215.22	216.5	FAU	FAU	chl	qtz			FG	FA				highly fractured with slip surfaces.	chl	ovp	s	ser	ffl	m	kao ffl, moderate.
Nucleus	GRD09-132	Z. Gazdik	28-Jun-09					216.5	218.98	MYL	UNK	qtz	chl			FG	FO				Edited by K. Dodd 08/10/09 Changed UNK to MYL.	qtz	per	i	chl	ovp	s	some possible secondary bio, ser ffl. Moderate.
Nucleus	GRD09-132	Z. Gazdik	28-Jun-09					218.98	219.84	MGR	MGR	qtz	fds			FG	EG				slighly more mafics than the usual mgr.	qtz	per	i				possible ser psm fds. Weak?
Nucleus	GRD09-132	Z. Gazdik	28-Jun-09					219.84	229.11	SCH	SCH	bio	qtz			FG	FO				some deformation and minor rounding of grains locally. Banding of chl and bio, but more bio than chl. Boudins in slightly more deformed areas. Occasional mgr intrusions. Foliation is more defined than in the unk.	qtz	per	i	chl	ovp	s	secondary bio ovp, m. ser ffl moderate. Possible kao ffl. Mixed with cal in fractures.
Nucleus	GRD09-132	Z. Gazdik	28-Jun-09					229.11	231.1	FAU	FAU	qtz	cla			FG	FA				sheared/faulted along foliation.	cla	per	s	ser	per	m	some kao ffl.
Nucleus	GRD09-132	Z. Gazdik	28-Jun-09					231.1	234.94	SCH	SCH	qtz	bio			FG	FO				silicified patches and occasional small mgr intrusions.	qtz	per	i	chl	ovp	i	minor kao and ser on ffl.
Nucleus	GRD09-132	Z. Gazdik	28-Jun-09					234.94	236.9	FAU	FAU	bio	qtz			FG	FA				Highly fractured with slip surfaces.	qtz	per	i	kao	ffl	i	ser ffl. S.
Nucleus	GRD09-132	Z. Gazdik	28-Jun-09					236.9	249.23	SCH	SCH	chl	bio			FG	FO				occasional mgr intrusion and small protomylonitic sections. Fluctuating amounts of chl and bio.	qtz	per	i	chl	ovp	i	minor secondary bio. Minor epi? Minor kao and ser ffl.
Nucleus	GRD09-132	Z. Gazdik	28-Jun-09					249.23	249.8	MGR	MGR	qtz	fds		10	FG	FP				porphyritic ~ 10% phenos. More mafics than usual mgr. ~ 8%. Highly fractured.	qtz	per	i	ser	psm	s	
Nucleus	GRD09-132	Z. Gazdik	28-Jun-09					249.8	250.6	FAU	FAU	cla				FG	FA				minor gouge. Very fractured and altered.	kao	per	s	ser	per	m	
Nucleus	GRD09-132	Z. Gazdik	28-Jun-09					250.6	251.25	SCH	SCH	chl	qtz			FG	FO				slightly deformed.	qtz	per	i	chl	ovp	m	some secondary bio. Minor kao and ser ffl. Possible epi?
Nucleus	GRD09-132	Z. Gazdik	28-Jun-09					251.25	252.02	FAU	FAU	cla	qtz			FG	FA				slight gouge. Highly fractured.	cla	per	s	ser	ffl	m	some kao ffl.
Nucleus	GRD09-132	Z. Gazdik	28-Jun-09					252.02	252.38	SCH	MGR	qtz	fds			FG	FO				foliated. Few mafics. Slightly darker gray than the usual mgr. Edited by K. Dodd 08/10/09 Changed MGR to SCH. Can see foliation.	qtz	per	i	bio	ovp	w	
Nucleus	GRD09-132	Z. Gazdik	28-Jun-09					252.38	256.81	SCH	SCH	chl	qtz			FG	FO				slight mylonitic bands. Occasional mgr intrusions and patches more silicified.	qtz	per	i	chl	ovp	m	some secondary bio. W.
Nucleus	GRD09-132	Z. Gazdik	28-Jun-09					256.81	257.23	MGR	MGR	fds	qtz			FG	FO				slight foliation.	qtz	per	i				
Nucleus	GRD09-132	Z. Gazdik	28-Jun-09					257.23	259.73	SCH	SCH	chl	qtz			FG	FO				occasional bands of more highly silicified sch.	qtz	per	i	chl	ovp	s	
Nucleus	GRD09-132	Z. Gazdik	28-Jun-09					259.73	260.75	SCH	SCH	qtz	fds			FG	FO				very silicified and bleached.	qtz	per	s	cla	psm	s	ser. More strongly defined in bands. Moderate amount.
Nucleus	GRD09-132	Z. Gazdik	28-Jun-09					260.75	263.25	SCH	SCH	chl	qtz			FG	FO				slight deformation. Boudined qtz veins and grn dykes.	qtz	per	s	chl	ovp	i	
Nucleus	GRD09-132	Z. Gazdik	28-Jun-09					263.25	265	SCH	SCH	qtz	chl			FG	FO				silicified and small mgr intrusions.	qtz	per	i	chl	ovp	s	minor cla and ser? Ffl and in patches within foliation near minor fault.
Nucleus	GRD09-132	Z. Gazdik	28-Jun-09					265	266.79	SCH	SCH	qtz	fds			FG	FO				very silicified and bleached. Small, foliated mgr intrusions.	cla	psm	s	qtz	per	m	

Dataset	Hole_ID	Logged_by	Date_Logged	Edited_By	Ox_From	Ox_To	OXIDATION	Lith_From	Lith_To	Litho	Litho_Org	Litho-1	Litho-2	% qtz Phenocryst	% fds Phenocryst	Grain Size	Texture-1	Texture-2	BxClast_1	BxClast_2	Lithology Description	Dominant Alteration	Dominant Alteration Style(occurrence)	Dominant Alteration Intensity	Secondary Alteration	Secondary Alteration Style(occurrence)	Secondary Alteration Intensity	Alteration Description
Nucleus	GRD09-132	Z. Gazdik	28-Jun-09					266.79	268.76	SCH	SCH	chl	qtz			FG	FO				banding of chl , bio and bleached sections. Then grades into a more consistently chl unit and back into silicifed and banded.	chl	ovp	i	cla	psm	w	
Nucleus	GRD09-132	Z. Gazdik	28-Jun-09					268.76	270.72	SCH	SCH	bio	chl			FG	FO				very silicifed, slightly courser grained and slightly deformed. Occasional boudin.	qtz	per	i	chl	ovp	m	some secondary bio alt. m.
Nucleus	GRD09-132	Z. Gazdik	28-Jun-09					270.72	271.99	SCH	SCH	chl	bio			FG	FO					qtz	per	s	chl	ovp	s	possible epi alt?
Nucleus	GRD09-132	Z. Gazdik	28-Jun-09					271.99	273.1	SCH	SCH	qtz	chl			FG	FO				very silicified and slightly bleached. Small sections with rounded grains more reminiscent of my.	qtz	per	i	chl	ovp	s	some epi alt. minor.
Nucleus	GRD09-132	Z. Gazdik	28-Jun-09					273.1	281.78	SCH	SCH	chl	qtz			FG	FO				minor my sections.	qtz	per	i	chl	ovp	s	some secondary bio.
Nucleus	GRD09-132	Z. Gazdik	28-Jun-09					281.78	282.43	GRA	GRA	fds	qtz			MG	EG				medium gray. ~10 % mafics.	qtz	per	i	chl	psm	s	replacing mafics.
Nucleus	GRD09-132	Z. Gazdik	28-Jun-09					282.43	283.65	SCH	SCH	chl	qtz			FG	FO					qtz	per	i	chl	ovp	s	some secondary bio.
Nucleus	GRD09-132	Z. Gazdik	28-Jun-09					283.65	284.22	MGR	MGR	qtz	fds			FG	EG				very few mafics.	qtz	per	i	chl	psm	m	replacing mafics.
Nucleus	GRD09-132	Z. Gazdik	28-Jun-09					284.22	294	SCH	SCH	chl	qtz			FG	FO				green gray. Some small faults throughout unit. Small my unit from 289.72-289.92m. Occasional small grn intrusion.	qtz	per	i	chl	ovp	s	some secondary bio. Some ser within foliation closer to upper ctc and fau zones. Some epi alt near lower ctc?
Nucleus	GRD09-132	Z. Gazdik	28-Jun-09					294	294.55	MGR	MGR	qtz	fds			FG	EG				very few mafics. Some sch xenos near lower ctc.	qtz	per	i	chl	psm	m	replacing mafics.
Nucleus	GRD09-132	Z. Gazdik	28-Jun-09					294.55	296.67	SCH	SCH	chl	qtz			FG	FO				dark green gray. Silicified and altered near upper and lower ctcs.	qtz	per	i	chl	ovp	s	some secondary bio.
Nucleus	GRD09-132	Z. Gazdik	28-Jun-09					296.67	297.09	MGR	MGR	qtz	fds			FG	FO				slighlty more mafics than usual. Finely foliated	qtz	per	i	chl	ovp	m	replacing mafics.
Nucleus	GRD09-132	Z. Gazdik	28-Jun-09					297.09	300.63	AMP	AMP	amp	chl			FG	FP				dark green with black speckles. Black amp phenos up to 5mm. Few small grn intrusions that have been moderately deformed.	qtz	per	i	chl	ovp	s	
Nucleus	GRD09-132	Z. Gazdik	28-Jun-09					300.63	303.25	AMP	AMP	amp	chl			FG	FP				interfingered with mgr intrusions. The intrusions have amp xenos and crystals within them and there are a few small faults within this section. Some minor brx closer to lower ctc.	qtz	per	i	chl	ovp	s	some epi alt. minor ser and cla within xenos. Bleached, silica rich selvages in mgr from veins.
Nucleus	GRD09-132	Z. Gazdik	28-Jun-09					303.25	306.04	IBX	IBX	qtz	amp								mgr intrusions fractured and with alt amp xenos. Also sections of silicified andd brx amp. Large sections of qtz with clasts of amp. Fuchsite alt. some epi alt. minor rhodochrosite in cement.	qtz	per	i	fus	ovp	m	some epi and cla alt.
Nucleus	GRD09-132	Z. Gazdik	28-Jun-09					306.04	306.52	AMP	AMP	amp	chl			FG	FO				slight foliation and elongation of grains. No large amp crystals.	qtz	per	i	chl	ovp	s	
Nucleus	GRD09-132	Z. Gazdik	28-Jun-09					306.52	306.86	MGR	MGR	qtz	fds		15	FG	FP				clear chill margins of fg mgr with porphyritic mgr in the centre. Phenos are up to 4mm.	qtz	per	i	chl	psm	m	some ser? Psm. Chl and ser replacing mafics.
Nucleus	GRD09-132	Z. Gazdik	28-Jun-09					306.86	309.8	AMP	AMP	amp	chl			FG	SE				dark green. Occasional small grn intrusions and altered sections. Some larger amps as well as smaller. Slightly brx near lower ctc.	qtz	per	i	chl	ovp	s	some epi alt and possible ser.
Nucleus	GRD09-132	Z. Gazdik	28-Jun-09					309.8	310.23	SCH	SCH	bio	chl			FG	FO				sch/unk? Rounded grains a deformation. Some epi alt. still some amp, but dominantly phyllosilicates.	qtz	per	i	chl	ovp	m	some secondary bio.
Nucleus	GRD09-132	Z. Gazdik	28-Jun-09					310.23	311.07	MGR	MGR	qtz	fds			FG	EG				very few mafics. Slight evidence of flow.	qtz	per	i				
Nucleus	GRD09-132	Z. Gazdik	28-Jun-09					311.07	312.59	SCH	SCH	chl	bio			FG	FO				dark green. Some epi alt.	qtz	per	s	chl	ovp	s	epi alt near ctcs with intrusions and occasionally near veins. Some secondary bio. Moderate, near ctcs.
Nucleus	GRD09-132	Z. Gazdik	28-Jun-09					312.59	314.56	SCH	SCH	amp	chl			FG	FO				dark green. Bio as well. Some larger amp crystals. Small brx.	qtz	per	s	chl	ovp	s	some epi near viens. Possible replacement by qtz and fds between amp grains?
Nucleus	GRD09-132	Z. Gazdik	28-Jun-09					314.56	317.32	AMP	AMP	amp	chl			MG	EG				maybe something else? Larger amp crystals with qtz and feld between the grains in varying amounts. Possible replacement? Or another intrusive? Grainsize varies slightly throughout section. Some amp crystals are up to 1cm. Small mgr intrusion.	qtz	per	s	chl	ovp	s	some replacement by qtz and fds?
Nucleus	GRD09-132	Z. Gazdik	28-Jun-09					317.32	321.5	AMP	AMP	amp	chl			FG	EG				locally elongated grains. Small mgr intrusion. Some patches of higher bio concentrations.	qtz	per	s	chl	ovp	s	some epi alt. secondary bio alt.
Nucleus	GRD09-132	Z. Gazdik	28-Jun-09					321.5	322.04	FAU	FAU	cla	chl			FG	FA				cal mixed.	cla	per	s	chl	ovp	s	some cal.
Nucleus	GRD09-132	Z. Gazdik	28-Jun-09					322.04	341.82	SCH	SCH	amp	chl			FG	FO				amp sch. Dark green. Some grn intrusions. Some more altered and replaced patches similar to the 314.56-317.32m section.	qtz	per	s	chl	ovp	s	epi alt near ctc and veins.
Nucleus	GRD09-132	Z. Gazdik	28-Jun-09					341.82	342.46	MGR	MGR	qtz	fds		10	FG	FP				porphyritic. Very minor foliation/elongation of grains. Moderate amount of mafics for mgr. ~5%.	chl	ovp	s	epi	ovp	w	
Nucleus	GRD09-132	Z. Gazdik	28-Jun-09					342.46	348.25	SCH	SCH	amp	chl			FG	FO				Dark green. Some mgr intrusions. Edited by K. Dodd 08/10/09 Included qtz vein in SCH unit-some amp sch clasts/xenos in the vein. 348.25-348.58m.	qtz	per	i	chl	ovp	s	also epi ovp, w, in qtz vein
Nucleus	GRD09-132	Z. Gazdik	28-Jun-09	K. Dodd				348.58	352.08	SCH	SCH	amp	chl			FG	FO				dark gree. Some mgr intrusions.	qtz	per	i	chl	ovp	s	chl alt on xenos.
Nucleus	GRD09-132	Z. Gazdik	28-Jun-09					352.68	353.61	MGR	MGR	qtz	fds			FG	EG				the mgr is bounded by ma qtz at both ctcs. The lower one is 26cm. Edited by K. Dodd 08/10/09 Included qtz vein in SCH unit-some mgr clasts. 352.08-352.68m	qtz	per	i	chl	ovp	s	minor epi
Nucleus	GRD09-132	Z. Gazdik	28-Jun-09	K. Dodd				353.61	360.75	SCH	SCH	amp	chl			FG	FO				dark green. Some epi alt. weak.	qtz	per	i				

Dataset	Hole_ID	Logged_by	Date_Logged	Edited_By	Ox_From	Ox_To	OXIDATION	Lith_From	Lith_To	Litho	Litho_Org	Litho-1	Litho-2	% qtz Phenocryst	% fds Phenocryst	Grain Size	Texture-1	Texture-2	BxClast_1	BxClast_2	Lithology Description	Dominant Alteration	Dominant Alteration Style(occurrence)	Dominant Alteration Intensity	Secondary Alteration	Secondary Alteration Style(occurrence)	Secondary Alteration Intensity	Alteration Description
Nucleus	GRD09-132	Z. Gazdik	28-Jun-09					360.75	362.31	SCH	SCH	amp	chl			FG	FO				mgr intrusions (small) deformed with the amp sch. Moderate epi alteration with minor gar alt?	chl	ovp	s	epi	ovp	w	
Nucleus	GRD09-132	Z. Gazdik	28-Jun-09					362.31	367.63	SCH	SCH	amp	chl			FG	FO				dark green. Some epi alt. weak. Mini skarn at 366.48? 2.5cm of massive and cubic pyr.	chl	ovp	s	epi	ovp	m	minor gar alt?
Nucleus	GRD09-132	Z. Gazdik	28-Jun-09					367.63	371.21	SCH	SCH	amp	chl			FG	FO				interfingerd mgr. Patchy and deformed with foliation of sch. Moderate epi alt.	chl	ovp	s	epi	ovp	w	some secondary bio?
Nucleus	GRD09-132	Z. Gazdik	28-Jun-09					371.21	372.26	SCH	SCH	amp	chl			FG	FO				dark green.	qtz	per	s	chl	ovp	s	some minor epi alt.
Nucleus	GRD09-132	Z. Gazdik	28-Jun-09					372.26	381.27	AMP	AMP	amp	chl			MG	EG				dark green. Grain size slightly increasing with depth. Small mgr intrusions.	chl	ovp	s	qtz	per	m	some minor epi alt.
Nucleus	GRD09-132	Z. Gazdik	28-Jun-09					381.27	381.87	FAU	FAU	cla	chl			FG	FA					cla	per	s	chl	ovp	s	
Nucleus	GRD09-132	Z. Gazdik	28-Jun-09					381.87	384.06	MGR	MGR	qtz	fds			FG	FO				foliated mgr. very few mafics. Grain size varies from fg to mg. Mg is more associated with the veined zones. Minor zones of ma qtz veining and brx. Minor fuchsite alt.	qtz	per	i	cla	psm	s	cla alt is more at the beginning of the unit.
Nucleus	GRD09-132	Z. Gazdik	28-Jun-09					384.06	385.94	FBX	FBX	amp	chl			FG	FA				qtz and cal matrix. Irregular clasts of alt amp. Cla alt and intense veining of the amp. Zones of bio alt. pyr, asp and minor cpy in the matrix.	cla	per	s	qtz	per	s	bio, ovp, m
Nucleus	GRD09-132	Z. Gazdik	28-Jun-09					385.94	387.63	MGR	MGR	qtz	fds			FG	FO				foliated mgr. moderate amount of brx. Cla alt and minor cal in the matrix of the brx zones.	kao	psm	s				
Nucleus	GRD09-132	Z. Gazdik	28-Jun-09					387.63	388.13	SCH	SCH	cla	amp			FG	MO				pale green. the amp sch is very alt. cla and chl alt and small foliated sections. Minor amounts of cal in the more deformed sections closer to the upper ctc with the mgr.	cla	per	s	bio	ovp	m	some kao.w. chl alt.
Nucleus	GRD09-132	Z. Gazdik	28-Jun-09					388.13	391.19	SCH	SCH	amp	chl			FG	FO				dark green. Occasional bands of more bio rich sections and some sections with more fds.	qtz	per	s	chl	ovp	s	minor epi alt.
Nucleus	GRD09-132	Z. Gazdik	28-Jun-09					391.19	393.88	AMP	AMP	amp	chl			CG	EG				dark green. Grain size varies from medium grained to course grained further down the hole.	qtz	per	s	chl	ovp	m	minor epi alt.
Nucleus	GRD09-132	Z. Gazdik	28-Jun-09					393.88	394.52	FAU	FAU	cla	chl			FG	FA				light green. Slight foliated sections.	cla	per	s	chl	ovp	s	minor secondary bio near vein.
Nucleus	GRD09-132	Z. Gazdik	28-Jun-09					394.52	407.48	AMP	AMP	amp	chl			FG	EG				dark green. Small mgr intrusions. Variations in grain size. Dominantly fg, but varies up to cg locally.	qtz	per	s	chl	ovp	s	minor epi alt.
Nucleus	GRD09-132	Z. Gazdik	28-Jun-09					407.48	413.8	AMP	AMP	amp	chl			FG	EG				mixed section. Dominantly amp, but interfingered with mgr intrusions. ~ 35% mgr.	qtz	per	i	chl	ovp	s	some minor epi alt.
Nucleus	GRD09-132	Z. Gazdik	28-Jun-09					413.8	415.55	GRA	GRA	fds	qtz			CG	EG				minutely foliated in sections. Highly fractured and veined for the upper half of the zone, but less veining and more cla alt near the end of the unit. ~15% mafics.	qtz	per	i	ser	psm	m	replacing fds
Nucleus	GRD09-132	Z. Gazdik	28-Jun-09					415.55	417.1	AMP	AMP	amp	chl			MG	EG				dark green. Small alt section at upper ctc with gra.	chl	ovp	s	qtz	per	m	secondary bio alt at upper ctc.
Nucleus	GRD09-132	Z. Gazdik	28-Jun-09					417.1	417.56	MGR	MGR	qtz	fds			FG	FO				foliated. Intruded and slightly brx by qtz vein.	qtz	per	i	ser	psm	w	
Nucleus	GRD09-132	Z. Gazdik	28-Jun-09					417.56	420	IBX	IBX	epi	cla			CG	BX				lightl green to gray. possibly IBX? Either very crisply alt continuation of previous mgr, or small different stage mgr intrusions. Then brx sections with mgr and amp clasts? Sulf rich matrix, followed by small, vuggy, qtz with bit of cal sections and then more alt and brx amp. small amount of fuchsite? alt. epi alt and cla alt.							
Nucleus	GRD09-132	Z. Gazdik	28-Jun-09					420	422.29	AMP	AMP	amp	chl			FG	EG				dark green.	epi	ovp	s	qtz	per	s	some cla alt and minor cal.
Nucleus	GRD09-132	Z. Gazdik	28-Jun-09					422.29	423	AMP	AMP	amp	cla			MG	EG				light green. Alt. large, banded cal and qtz vein. Minor brx. Some epi alt and cla.	chl	ovp	s	epi	psm	m	some minor ser.
Nucleus	GRD09-132	Z. Gazdik	28-Jun-09					423	424.03	MGR	MGR	qtz	fds			FG	FO				minor fault. very fractured at the upper ctc with the alt amp where the fau is. Minor foliation. Minor brx from qtz vein.	qtz	per	i	cla	per	m	some dark ser on minor fau surfaces and minorly replacing fds. Cla alt is at the beginning of the unit near a small fau.
Nucleus	GRD09-132	Z. Gazdik	28-Jun-09					424.03	425.38	AMP	AMP	amp	chl			CG	EG				dakr green with light specs of alt amps. Increased bio at upper ctc with mgr. minor fault. +/- fuchsite?	chl	ovp	s	bio	ovp	m	possibly ser? Green, soft and soapy. Some epi alt.
Nucleus	GRD09-132	Z. Gazdik	28-Jun-09					425.38	432.7	MYL	UNK	qtz	chl			FG	FO				rounded grains. Less well defined foliation. Occasional boudins.possible fuchisite. Edited by K. Dodd 08/10/09 Changed UNK to MYL.	qtz	per	i	chl	ovp	s	some minor epi near veins. Moderate secondary bio.
Nucleus	GRD09-132	Z. Gazdik	28-Jun-09	K. Dodd				432.7	433.73	GRA	GRA	qtz	fds			MG	EG				grain size varies from courser to medium further downhole. The courser grains are slightly elongated.	qtz	per	i	bio	ovp	m	some chl alt as well. Weak.
Nucleus	GRD09-132	Z. Gazdik	28-Jun-09					433.73	434.38	FAU	FAU	cla	chl			FG	FA				very alt sch/unk and faulted.	cla	per	s	chl	ovp	s	
Nucleus	GRD09-132	Z. Gazdik	28-Jun-09					434.38	435.32	SCH	UNK	bio	fds			FG	MA				black. highly alt section. ~3 to CA. small sections of a bleached and silic unit. Edited by K. Dodd 08/10/09 Changed UNK to SCH.	bio	per	i	qtz	per	s	minor chl.
Nucleus	GRD09-132	Z. Gazdik	28-Jun-09	K. Dodd				435.32	437.27	SCH	UNK	chl	qtz			FG	FO				some of the grains are larger and rounded. Plenty of boudins.	qtz	per	s	bio	ovp	s	some very bio rich bands as well. Chl alt moderate. Minor kao and ser ffl.
Nucleus	GRD09-132	Z. Gazdik	28-Jun-09	K. Dodd				437.27	437.56	GRA	GRA	qtz	fds			MG	EG					qtz	per	s	chl	psm	w	minor epi near veins.

Dataset	Hole_ID	Logged_by	Date_Logged	Edited_By	Ox_From	Ox_To	OXIDATION	Lith_From	Lith_To	Litho	Litho_Org	Litho-1	Litho-2	% qtz Phenocryst	% fds Phenocryst	Grain Size	Texture-1	Texture-2	BxClast_1	BxClast_2	Lithology Description	Dominant Alteration	Dominant Alteration Style(occurrence)	Dominant Alteration Intensity	Secondary Alteration	Secondary Alteration Style(occurrence)	Secondary Alteration Intensity	Alteration Description
Nucleus	GRD09-132	Z. Gazdik	28-Jun-09					437.56	438.56	SCH	UNK	qtz	chl			FG	FO				some loss of foliation as grains round and become more uniform. Edited by K. Dodd 08/10/09 Changed UNK to SCH.	qtz	per	i	chl	ovp	s	minor secondary bio. Kao ffl. Moderate.
Nucleus	GRD09-132	Z. Gazdik	28-Jun-09	K. Dodd				438.56	439.87	MGR	MGR	qtz	fds			FG	FO				slightly foliated. very few mafics. Faulted. Lots of veining-fluid flow. Some sch xenos.	qtz	per	i	kao	ffl	m	some secondary bio near veins.
Nucleus	GRD09-132	Z. Gazdik	28-Jun-09					439.87	442.45	SCH	UNK	qtz	bio			FG	BA				rounded grains. Boudins, and banding of bio rich sections, moderately chl sections and more qtz rich sections. Minor gra intrusions. Minor epi alt. small fualt. Edited by K. Dodd 08/10/09 Changed UNK to SCH.	qtz	per	i	chl	ovp	s	some minor epi alt and ser near veins.
Nucleus	GRD09-132	Z. Gazdik	28-Jun-09	K. Dodd				442.45	443.6	GRA	GRA	fds	qtz			CG	EG				dark gray. Some sections are alt and sheared. Epi alt along veins.	qtz	per	i	ser	psm	m	ser is also found near some of the veins within the gra.
Nucleus	GRD09-132	Z. Gazdik	28-Jun-09					443.6	449.5	UNK	UNK	bio	qtz			FG	FO				in between sch and unk. Well defined foliation, but rounding and coursening of grains. Occasional boudin and larger rounded grain and local more my sections. Small sections of deformed amp.	qtz	per	i	chl	ovp	s	minor epi alt.
Nucleus	GRD09-132	Z. Gazdik	28-Jun-09					449.5	451.1	SCH	UNK	bio	qtz			FG	FO				large rounded grains, almost phenos? Less foliation and more ma txtr. Still some degined bands though. Perhaps may even be a ctc between sch and ppf that was then sheared? Edited by K. Dodd 08/10/09 Changed UNK to SCH.	qtz	per	i	chl	ovp	s	some secondary bio alt.
Nucleus	GRD09-132	Z. Gazdik	28-Jun-09	K. Dodd				451.1	451.59	GRA	GRA	qtz	fds			FG	EG				more mafics than mgr. slightly courser grains than mgr.	qtz	per	i				
Nucleus	GRD09-132	Z. Gazdik	28-Jun-09					451.59	452.4	SCH	UNK	bio	qtz			FG	FO				randome larger rounded grains. Less foliated than usual sch. Edited by K. Dodd 08/10/09 Changed UNK to SCH.	qtz	per	s	chl	ovp	s	some secondary bio alt.
Nucleus	GRD09-132	Z. Gazdik	28-Jun-09					452.4	453.3	GRA	GRA	fds	qtz			MG	EG				altered and highly fractured and faulted.	qtz	per	i	ser	psm	m	
Nucleus	GRD09-132	Z. Gazdik	28-Jun-09					453.3	454.3	SCH	SCH	qtz	chl			FG	FO				not as well defined foliation, but only a few rounded grains.	qtz	per	s	chl	ovp	s	some cla alt near fault. Minor epi and minor secondary bio.
Nucleus	GRD09-132	Z. Gazdik	28-Jun-09					454.3	455.04	FAU	FAU	cla	chl			FG	FA				minor gouge.	cla	per	s	chl	ovp	s	
Nucleus	GRD09-132	Z. Gazdik	28-Jun-09					455.04	455.68	GRA	GRA	qtz	fds			MG	EG				occasional sch xeno.	qtz	per	i				

Hole_ID	Min_From	Min_To	pyrite	Pyrite %	Cpy%	Prt%	Asp%	Other	Other%	Mineralization Description
GRD09-132	62.26	67.36	pyr	1						some is found replacing mafics in chunks of gra, some is found dis in sch-like units. However, the dis pyr may be from nearby veins that was then transported during faulting?
GRD09-132	68.95	72.95	pyr	1						some found replacing mafics. Some possible moly found on a fracture surface at 68.95m.
GRD09-132	81.77	85.3	pyr	1						
GRD09-132	86.87	87.91	pyr	3						rounded little blebs within foliation.
GRD09-132	94.57	103.81	pyr	1						replacing mafics
GRD09-132	104.7	105.32	pyr	2						replacing mafics
GRD09-132	105.92	106.3						sox	2	replacing mafics
GRD09-132	115.16	115.55						sox	0.5	replacing mafics
GRD09-132	124.3	129.48	pyr	2						replacing mafics
GRD09-132	129.49	130.9	pyr	2						replacing mafics
GRD09-132	130.91	131.5	pyr	1						dis and replacing mafics.
GRD09-132	132.4	133.03						sox	3	replacing mafics
GRD09-132	133.04	133.37						sox	1	replacing mafics
GRD09-132	133.38	134						sox	30	ovp.
GRD09-132	134.01	135.81						sox	2	replacing mafics
GRD09-132	135.82	137.32						sox	2	replacing mafics
GRD09-132	137.33	138.97	pyr	1						replacing mafics
GRD09-132	138.98	140.03	pyr	2				sox	3	replacing mafics
GRD09-132	140.04	140.79	pyr	1						dis
GRD09-132	140.8	141.5	pyr	0.5						dis
GRD09-132	141.51	143.13						sox	1	replacing mafics
GRD09-132	143.14	143.62						sox	1	replacing mafics
GRD09-132	145.24	146.15						sox	0.5	replacing mafics
GRD09-132	146.16	148.85	pyr	3						dis
GRD09-132	148.86	149.2	pyr	2						replacing mafics
GRD09-132	149.21	151.66	pyr	2						dis
GRD09-132	159.5	160.3	pyr	1				sox	1	replacing mafics
GRD09-132	160.31	163.14						sox	4	within phenos and replacing mafics
GRD09-132	163.15	164.59	pyr	0.5				sox	0.5	replacing mafics
GRD09-132	164.6	170.68						sox	2	replacing mafics
GRD09-132	170.69	171.37						sox	2	dis and replacing mafics.
GRD09-132	171.38	178.5						sox	2	replacing mafics
GRD09-132	178.51	181.46						sox	4	replacing mafics
GRD09-132	181.47	182.95						sox	2	replacing mafics
GRD09-132	182.96	184.08						sox	8	dis
GRD09-132	184.09	186.76						sox	3	dis
GRD09-132	203.36	207.26	pyr	0.5						replacing mafics
GRD09-132	207.27	207.86	pyr	0.5						replacing mafics
GRD09-132	214.17	215.22	pyr	0.01						dis
GRD09-132	215.23	216.5	pyr	0.01						dis
GRD09-132	216.51	218.98	pyr	2						dis. Rare cubic pyr.
GRD09-132	218.99	219.84						sox	2	replacing mafics
GRD09-132	219.85	224.27	pyr	2						dis
GRD09-132	224.28	229.11	pyr	0.5						dis
GRD09-132	231.1	234.94	pyr	0.01						dis
GRD09-132	238	249.23	pyr	0.1						patchy.
GRD09-132	249.24	249.8						sox	4	replacing mafics
GRD09-132	252.02	252.38	pyr	0.01						dis
GRD09-132	252.39	256.81	pyr	0.01						dis
GRD09-132	256.82	257.23						sox	1	replacing mafics
GRD09-132	260.75	263.25	pyr	0.5						dis
GRD09-132	265	266.79						sox	3	dis
GRD09-132	270.72	271.99	pyr	0.1						patchy.
GRD09-132	272	273.1	pyr	0.1						dis
GRD09-132	277.04	281.78	pyr	2		0.01				dis blebls. Some follow foliation.
GRD09-132	281.79	282.43	pyr	0.5						dis and replacing mafics.
GRD09-132	282.44	283.65	pyr	0.1						dis
GRD09-132	283.66	284.22	pyr	0.01						replacing mafics
GRD09-132	287.44	288.04	pyr	4						dis blebs
GRD09-132	290.08	291	pyr	3						dis blebs
GRD09-132	294	294.53	pyr	0.5						replacing mafics

Hole_ID	Min_From	Min_To	pyrite	Pyrite %	Cpy%	Prt%	Asp%	Other	Other%	Mineralization Description
GRD09-132	296.67	297.09	pyr	1						replacing mafics
GRD09-132	297.1	300.63	pyr	0.5		0.01				patchy.
GRD09-132	300.64	303.25	pyr	0.5						replacing mafics
GRD09-132	303.26	306.04	pyr	4						blebs
GRD09-132	306.52	306.86	pyr	2						replacing mafics
GRD09-132	314.56	317.32	pyr	0.5						dis
GRD09-132	317.33	321.5	pyr	0.01						dis and patchy
GRD09-132	322.04	330.5	pyr	0.01						patchy.
GRD09-132	336.8	338.3	pyr	0.01						patchy.
GRD09-132	341.82	342.46	pyr	1				pyr	0.01	dis trace. Replacing mafics.
GRD09-132	346.4	348.25	pyr	1						dis patchy
GRD09-132	348.26	348.58	pyr	0.5	0.01	0.1				patchy.
GRD09-132	352.68	353.61	pyr	0.1						replacing mafics
GRD09-132	353.62	355.53	pyr	1						dis
GRD09-132	355.68	355.75		0.01						one spec found. No veins nearby.
GRD09-132	357.04	357.08		0.01						one spec found. Appears random.
GRD09-132	357.74	359.83	pyr	1						dis
GRD09-132	360.75	362.31	pyr	0.5	0.01	1				patchy.
GRD09-132	363.1	364.24	pyr	0.5						patchy and in foliation
GRD09-132	367.63	371.21	pyr	2	0.01	0.01				patchy
GRD09-132	371.22	372.26	pyr	1						dis
GRD09-132	372.26	376.42	pyr	0.5						dis
GRD09-132	376.43	381.27	pyr	2						dis. Occasional larger bleb.
GRD09-132	381.87	384.06	pyr	0.5						replacing mafics
GRD09-132	384.07	385.94	pyr	8	0.01		0.5			patchy
GRD09-132	385.95	387.63	pyr	0.5				sox	0.5	replacing mafics
GRD09-132	387.64	388.13						sox	0.5	dis
GRD09-132	388.14	391.19	pyr	0.01						dis
GRD09-132	391.2	393.88	pyr	10						dis and blebby. Very magnetic.
GRD09-132	393.89	394.52	pyr	0.1						blebs
GRD09-132	394.53	407.48	pyr	8		1				very magnetic and some visible prt.
GRD09-132	407.49	413.8	pyr	5				sox	8	sox are replacing mafics in the mgr intrusions. The pyr is a little in the intrusions with the sox and mostly dis in the amp.
GRD09-132	413.81	415.55	pyr	0.1				sox	0.5	replacing mafics
GRD09-132	415.56	417.1	pyr	0.5						dis
GRD09-132	417.11	417.56	pyr	3				sox	8	near veins and replacing mafics.
GRD09-132	417.57	420	pyr	15				sox	8	in matrix and blebs
GRD09-132	421	422.29	pyr	5						dis and blebs.
GRD09-132	422.3	423	pyr	0.5						dis
GRD09-132	423.01	424.03						sox	0.5	replacing mafics
GRD09-132	424.04	425.38	pyr	1						dis
GRD09-132	425.39	432.7	pyr	0.1						dis
GRD09-132	432.71	433.73						sox	3	replacing mafics
GRD09-132	433.74	434.38	pyr	2						dis. Some fg and some cubic pyr.
GRD09-132	434.39	435.42	pyr	0.5						dis
GRD09-132	437.27	437.56	pyr	1				sox	3	replacing mafics
GRD09-132	437.57	438.56	pyr	2						dis
GRD09-132	438.57	439.87	pyr	2						more pyr at beginning of unit and then fading. Dis.
GRD09-132	439.88	442.45	pyr	5						dis.
GRD09-132	442.46	443.6	pyr	1				sox	1	pyr is dis and sox are replacing mafics.
GRD09-132	443.61	449.5	pyr	1						dis
GRD09-132	449.51	451.1	pyr	1						dis
GRD09-132	451.11	451.59						sox	0.5	replacing mafics
GRD09-132	451.6	452.4	pyr	0.5						dis
GRD09-132	452.41	453.3	pyr	2						replacing mafics
GRD09-132	453.31	454.3	pyr	1						dis.
GRD09-132	455.04	455.68	pyr	0.01						replacing mafics

Hole_ID	Structure From	Structure To	foliation CA	Beta	foliation strike	foliation dip	Struct_type1	Struct_subtype1	Struct_CA1	Struct_Beta1	Struct_strike1	Struct_dip1	Structure Description
GRD09-132	22.65	22.7	15										
GRD09-132	27.43	27.53	15				FAU		15				
GRD09-132	32.03	32.08	20										
GRD09-132	33.76	33.78					FAU		20				
GRD09-132	45.65	45.68					CTC	SCH-MGR	35				sch and mgr
GRD09-132	54.73	54.76					FAU		50				slightly brx at fault. Gougy infill.
GRD09-132	58.88	58.95	40										
GRD09-132	72.95	73					CTC	GRA-QFP	20				gra and qfp.
GRD09-132	79.11	79.15					CTC	SCH-QFP	15	50	318	88	qfp and ubk.
GRD09-132	83.09	83.13	40										
GRD09-132	85.58	85.64	40	340	74	74							
GRD09-132	87.55	87.65	40										
GRD09-132	89.38	89.42	40										
GRD09-132	91.3	91.35	25										
GRD09-132	92.9	92.96											
GRD09-132	93.48	93.5					CTC	SCH-VEI	20				unk and qtz vein
GRD09-132	103.81	103.83					CTC	MGR-MYL	80	70	109	30	mgr and unk
GRD09-132	104.7	104.73					CTC	GRA-MYL	40				unk and gra
GRD09-132	105.32	105.34					CTC	GRA-MYL	25				gra and unk.
GRD09-132	105.5	105.6	60										
GRD09-132	105.92	105.94					CTC	MGR-MYL	35				MYL to MGR edited by K. Dodd 09/10/09
GRD09-132	108.26	108.36	80	170	97	15							hard to see actual foliation so the beta may be a little off.
GRD09-132	108.4	108.45					FAU		30	310	47	77	rake of slicken sides-gamma =80, 220 trend and 29 plunge.
GRD09-132	109.5	109.58	70										
GRD09-132	110	110.15	80										
GRD09-132	111.25	111.28					FAU		80	230	67	20	
GRD09-132	111.58	111.65	80	260	66	25							
GRD09-132	114.55	114.65	50										
GRD09-132	115.16	115.18					CTC	SCH-MGR	35	110	181	50	SCH to MGR
GRD09-132	115.55	115.58					CTC	SCH-MGR	40	100	169	50	MGR to SCH
GRD09-132	116.14	116.24	60	230	11	23							
GRD09-132	117.02	117.05					FAU		25	230	333	51	small fault starting larger faulted zone.
GRD09-132	117.28	117.32					FAU		10	230	326	65	larger fault in faulted section.
GRD09-132	121.03	121.06					FAU		20				
GRD09-132	121.37	121.45	70										
GRD09-132	123.73	123.83	70										
GRD09-132	124.3	124.34					CTC	SCH-SCH	30				unk and mgr Changed MGR to SCH changed UNK to SCH Edited by K. Dodd 09/10/09
GRD09-132	125.23	125.28	70				FAU		5				the fault ends up being 0 to CA from point to point of where it hits the core, but it goes up in the center a little and therefore has 5 to CA.
GRD09-132	127.1	127.15	75				FAU		5				
GRD09-132	129.68	129.75					FAU		5				
GRD09-132	131.16	131.26	70										
GRD09-132	131.5	131.65	80				FAU		15				fault is also the ctc for the mgr and unk.
GRD09-132	133.03	133.08					CTC	SCH-MGR	30				SCH to MGR
GRD09-132	133.37	133.42					FAU		15				
GRD09-132	134	134.04					CTC	SCH-MGR	15				SCH to MGR
GRD09-132	135.81	135.83					CTC	GRA-MGR	20				mgr and gra
GRD09-132	137.32	137.36					CTC	GRA-MGR	35				gra and mgr
GRD09-132	138.97	139.01					CTC	GRA-MGR	85				mgr and gra
GRD09-132	140.03	140.05					CTC	SCH-GRA	30				GRA-SCH
GRD09-132	140.31	140.41	50										
GRD09-132	140.79	140.83	45										
GRD09-132	141.5	141.55	50				CTC	FAU-MGR	50				unk and mgr Changed to FAU-MGR as per lith log. K. Dodd 09/10/09
GRD09-132	143.62	143.65					CTC	SCH-GRA	60				GRA to SCH
GRD09-132	145.24	145.26					CTC	SCH-MGRA	50				SCH to MGR
GRD09-132	148.5	148.55	40										
GRD09-132	148.85	148.87					CTC	SCH-GRA	60				SCH to GRA
GRD09-132	149.2	149.23					CTC	GRA-UNK	30				gra and unk.
GRD09-132	154.28	154.32	15										
GRD09-132	157.5	157.54	15										
GRD09-132	159.5	159.52					CTC	mgr and unk	20				unk and mgr
GRD09-132	160.3	160.32					CTC	GRA-MGR	50				MGR to GRA
GRD09-132	164.59	164.62	55				CTC	FAU-GRA	50				GRA to FAU
GRD09-132	171	171.05	35										shear foliation in gra.
GRD09-132	176.74	176.76					CTC	GRA-MGR	35				MGR to GRA
GRD09-132	182.95	183					CTC	GRA-QFP	25				also angle for a small ctc brx. GRA to QFP
GRD09-132	184.08	184.12	25				CTC	FBX-QFP	35				QFP to FBX
GRD09-132	186.46	186.56	10										
GRD09-132	186.84	186.9	30										
GRD09-132	188.8	188.86	40	35	118	71							
GRD09-132	190.1	190.15	30										
GRD09-132	198.2	198.25	25	300	37	79							

Hole_ID	Structure From	Structure To	foliation CA	Beta	foliation strike	foliation dip	Struct_type1	Struct_subtype1	Struct_CA1	Struct_Beta1	Struct_strike1	Struct_dip1	Structure Description
GRD09-132	198.39	198.45	40	300	43	65							
GRD09-132	199.32	199.42	10	280	13	85							
GRD09-132	200.31	200.34					FAU		20				
GRD09-132	200.96	201					FAU		40				
GRD09-132	203.34	203.36	25										
GRD09-132	208.14	208.24	30										
GRD09-132	210.46	210.5	10				FAU		25				
GRD09-132	211.09	211.13					FAU		20				
GRD09-132	212.45	212.5					FAU		20				
GRD09-132	213.63	213.74	15										
GRD09-132	214.24	214.3					FAU		10				
GRD09-132	217.14	217.25	10										
GRD09-132	218.37	218.46	10										
GRD09-132	218.98	219.01					CTC	MGR-MYL	35				MYL to MGR edited by K. Dodd 09/10/09
GRD09-132	219.81	219.84					CTC	SCH-MGR	30				MGR to SCH edited by K. Dodd 09/10/09
GRD09-132	220.92	220.98	5										
GRD09-132	222.55	222.65	10	180	270	55							
GRD09-132	225.92	226.03	10	180	270	55							
GRD09-132	229.37	229.45	15										
GRD09-132	231.2	231.28	20	170	257	45							
GRD09-132	232.78	232.88	20										
GRD09-132	233.59	233.65	20										
GRD09-132	237	237.1	20										
GRD09-132	238.08	238.18	20	200	296	47							
GRD09-132	242.73	242.83	20										
GRD09-132	247.67	247.78	20	200	296	47							
GRD09-132	248.65	248.75	20				FAU		20				minor faults following foliation.
GRD09-132	249.8	249.83					CTC	SCH-MGR	60				mgr and sch
GRD09-132	252.38	252.43	20										
GRD09-132	253.91	254	20										
GRD09-132	256.81	256.84					CTC	SCH-MGR	35	120	190	46	sch and mgr
GRD09-132	257.23	257.26					CTC	SCH-MGR	30	180	270	35	mgr and sch
GRD09-132	258.85	259	20										
GRD09-132	259.92	260.15	10										
GRD09-132	261.45	261.57	30										
GRD09-132	263	263.2	20										
GRD09-132	265.18	265.3	30										
GRD09-132	267.1	267.2	40										
GRD09-132	269.55	269.63	30										
GRD09-132	270.02	270.13	40										
GRD09-132	271.99	272.03	40	220	332	34							
GRD09-132	274.22	274.25	30										
GRD09-132	274.44	274.48	20	240	341	59							
GRD09-132	277	277.1	40										
GRD09-132	279.55	279.65	15										
GRD09-132	281.78	281.83					CTC	SCH-GRA	15				sch and gra.
GRD09-132	282.43	282.46					CTC	SCH-GRA	25				gra and sch.
GRD09-132	284.22	284.25					CTC	SCH-MGR	30				mgr and sch
GRD09-132	288.26	288.36	25										
GRD09-132	292.43	292.46	15										
GRD09-132	294	294.03					CTC	SCH-MGR	20				sch and mgr
GRD09-132	296.67	296.69					CTC	SCH-MGR	50				sch and mgr
GRD09-132	297.09	297.13					CTC	AMP-MGR	40				mgr and amp
GRD09-132	300.63	300.68					CTC	AMP-MGR	60				amp and mgr
GRD09-132	306.52	306.54					CTC	AMP-MGR	30				amp and mgr
GRD09-132	306.86	306.92					CTC	AMP-MGR	20				mgr and amp
GRD09-132	310.1	310.15	35										
GRD09-132	311.07	311.12					CTC	SCH-MGR	45				mgr and amp sch.
GRD09-132	312	312.04	10										
GRD09-132	313.46	313.49					BRX		25				amp clasts. Qtz and cacl cement with pyr blebs.
GRD09-132	322.04	322.08					FAU		30				
GRD09-132	326.2	326.25	15										
GRD09-132	331.22	331.25	20										
GRD09-132	331.4	331.48	10										
GRD09-132	334.12	334.18	10										
GRD09-132	337.25	337.3	5										
GRD09-132	338.25	338.3	25										
GRD09-132	340.5	340.55	15										
GRD09-132	341.82	341.89					CTC	SCH-MGR	50				sch and mgr
GRD09-132	342.46	342.48					CTC	SCH-MGR	40				mgr and sch
GRD09-132	345.82	345.9	20										
GRD09-132	348.25	348.28					CTC	SCH-VEI	35				sch and qtz vein.
GRD09-132	348.58	348.63					CTC	SCH-VEI	30				qtz vein and sch
GRD09-132	351.2	351.25	45										
GRD09-132	352.08	352.12					CTC	SCH-VEI	20				sch and qtz vein.
GRD09-132	352.68	352.7					CTC	MGR-VEI	35				qtz vein and mgr
GRD09-132	353.35	353.36					CTC	MGR-VEI	45				mgr and qtz vein

Hole_ID	Structure From	Structure To	foliation CA	Beta	foliation strike	foliation dip	Struct_type1	Struct_subtype1	Struct_CA1	Struct_Beta1	Struct_strike1	Struct_dip1	Structure Description
GRD09-132	353.61	353.63					CTC	MGR-VEI	65				mgr and qtz vein
GRD09-132	355.47	355.53	20										
GRD09-132	356.8	356.89	20										
GRD09-132	360.15	360.2	25										
GRD09-132	360.75	360.8	20										
GRD09-132	367.3	367.35	20										
GRD09-132	367.63	367.68					CTC	SCH-MGR	10				sch and mgr
GRD09-132	371.21	371.25					CTC	SCH-MGR	10				mgr and sch
GRD09-132	372.26	372.3	25										
GRD09-132	381.27	381.35					FAU		20				
GRD09-132	384.06	384.09					CTC	SCH-MGR	45				mgr and amp sch.
GRD09-132	384.9	385	30										
GRD09-132	385.94	385.98					CTC	BRX-MGR	45				brx and mgr
GRD09-132	387.63	387.68					CTC	SCH-MGR	50				mgr and amp sch.
GRD09-132	389.12	389.18	30										
GRD09-132	394.52	394.56					FAU		20				
GRD09-132	413.8	413.83					CTC	AMP-GRA	70				amp and gra
GRD09-132	415.55	415.58					CTC	AMP-GRA	5				gra and amp. This ctc is very alt.
GRD09-132	417.1	417.13					CTC	AMP-MGR	75				amp and mgr
GRD09-132	423	423.05					FAU		20				
GRD09-132	424.03	424.06					CTC	AMP-MGR	40				mgr and amp.
GRD09-132	427.38	427.48	60										
GRD09-132	429.79	429.85	65										
GRD09-132	433.73	433.75					CTC	GRA-FAU	50				gra and unk.
GRD09-132	436.18	436.28	15										
GRD09-132	437.27	437.3					CTC	SCH-GRA	50				SCH and gra.
GRD09-132	437.65	437.7	80										
GRD09-132	438.56	438.59					CTC	SCH-MGR	45				SCH to MGR, edited by K. Dodd as per lith log
GRD09-132	439.87	439.91					CTC	SCH-MGR	30				mgr and SCH
GRD09-132	441.5	441.6	40										
GRD09-132	442.45	442.48					CTC	SCH-GRA	55				SCH and gra.
GRD09-132	444.65	444.75	15										
GRD09-132	448.06	448.16	15										
GRD09-132	450.7	450.8	20										
GRD09-132	451.1	451.13					CTC	SCH-GRA	40				SCH and gra.
GRD09-132	453.8	453.9	25				FAU		25				
GRD09-132	455.04	455.08					CTC	FAU-GRA	60				FAU and gra.

Hole_ID	Vein From	Vein To	Number of Veins	Cummulative Vein Thickness mm	Common Thickness mm	Vein Inf-Type_1	Dominent Inf-Mineralogy_1	Sulfide Mineralogy_1_1	Sulfide Mineralogy_1_2	Sulfide Mineralogy_1_3	Total Sulfde %_1	Vein CA_1	Inf-Beta_1	Inf-Strike_1	Inf-dip_1	Vein Inf-Type_2	Dominent Inf-Mineralogy_2	Sulfide Mineralogy_2_1	Sulfide Mineralogy_2_2	Sulfide Mineralogy_2_3	Total Sulfde %_2	Vein CA_2	Inf-Beta_2	Inf-Strike_2	Inf-dip_2	Vein Zone Description
GRD09-132	5.9	15.84	400	210	0.5	mv	lim									sp	lim	sox			5	10				hem in some of the veins. Some of the veins also trend 40 and some at 30 to CA.
GRD09-132	15.84	27.43	200	115	0.5	mv	lim									sp	lim					30				some hem in veins.
GRD09-132	27.43	28.72	45	23	0.5	mv	lim	sox			50					sp	lim					5				
GRD09-132	28.72	31.72	65	33	0.5	mv	lim									ba	qtz	sox			50	20				one vein with the soxs and qtz. 4mm thickness.
GRD09-132	31.72	33.76	45	30	0.5	mv	lim									br	lim	sox				10				the br vein is slighly brx as well, with a width of 5mm.
GRD09-132	33.76	44.85	210	115	0.5	mv	lim									ba	lim	pyr	sox		65	10				the second vein type there is only one with a width of 5mm.
GRD09-132	44.85	45.65	45	28	0.5	mv	lim																			
GRD09-132	45.65	54.86	255	150	0.5	mv	lim									sp	qtz	lim	sox		50	10				some of the mv also have a sp infill pattern with about 40-50 to CA.
GRD09-132	54.86	59.2	50	25	0.5	mv	lim																			
GRD09-132	59.2	60.12	37	18	0.5	mv	cla	pyr			15															possible sericite in the cla? Soapy and greenish. Soapy flakes when scratched.
GRD09-132	60.12	68.95	270	140	0.5	mv	pyr																			
GRD09-132	68.95	72.95	310	165	0.5	mv	cla	pyr			15					sp	pyr	lim			40	15				some of the mv follow a 40-70 to CA pattern. There may also be some sericite within the veins.
GRD09-132	72.95	79.11	340	130	0.5	sp	lim	pyr				25				sp	pyr	sox			45	45				some of the veins contain the possible sericite.
GRD09-132	79.11	87.91	209	160	0.5	mv	cla	lim	sox		40					sp	cla	lim	sox	pyr	45	20	270	9	72	the sp veins are a mixed breed. Some of them contain up to 30% qtz, some appear to not have any qtz and be dominantly pyr.
GRD09-132	87.91	88.6	19	14	0.5	mv	cla	pyr			50															
GRD09-132	88.6	93.48	83	43	0.5	mv	cla	pyr			60															
GRD09-132	93.48	94.57	1	1090	1090	pl	qtz									mv	pyr									Microveins in qtz vein. Vein two has 48 mv at 0.5mm in main qtz vein. aslo contain some cla and possibly some sericite. Light, soapy green. Edited by K. Dodd 08/10/09
GRD09-132	94.57	103.81	500	260	0.5	mv	pyr	sox			50					sp	pyr	sox			35	50				some of the veins are sp to 30 to CA.
GRD09-132	103.81	104.7	20	15	1	sp	pyr					70				ma	qtz	pyr			40					
GRD09-132	104.7	105.32	36	20	0.5	mv	pyr	sox			30					ba	qtz	pyr								
GRD09-132	105.32	105.92	20	18	0.5	mv	pyr									ba	qtz	pyr								
GRD09-132	105.92	106.3	36	17	0.5	cl	pyr									mv	pyr									
GRD09-132	106.3	110.85	115	60	0.5	ma	pyr																			some qtz veins with selvage and carb veins.
GRD09-132	111.25	115.16	110	65	0.5	mv	pyr									ba	cal	hem	asp		20					there was one grain of asp. Hem ringing the vein with calc and ser in the middle.
GRD09-132	115.16	115.55	30	16	0.5	sp	sox					15	65	151	86											
GRD09-132	115.55	117.02	17	8	0.5	mv	pyr																			
GRD09-132	117.02	117.65	30	16	0.5	mv	pyr																			
GRD09-132	117.65	118.84	40	25	0.5	mv	qtz	pyr			40															
GRD09-132	118.84	121.08	170	95	0.5	mv	pyr									cl	pyr									some carb veins
GRD09-132	121.08	124.3	60	36	0.5	br	cal	pyr																		most of the veins are sort of on a low angle to CA.
GRD09-132	124.3	129.48	220	150	0.5	mv	pyr									sp	pyr					50				
GRD09-132	129.48	130.9	60	30	0.5	mv	pyr									cl	pyr									
GRD09-132	130.9	131.5	35	18	0.5	mv	qtz	pyr																		secondary bio in some of the veins.
GRD09-132	131.5	133.03	80	45	0.5	sp	sox					30														
GRD09-132	133.03	133.37	20	13	0.5	mv	pyr									cl	pyr									
GRD09-132	133.37	134	70	40	0.5	mv	sox																			
GRD09-132	134	135.81	95	50	0.5	cl	sox									mv	sox									
GRD09-132	135.81	137.32	30	15	0.5	sp	sox					60				cl	sox									
GRD09-132	137.32	138.97	200	120	0.5	sp	sox					50				sp	sox					15				there are also clipped veins with sox.
GRD09-132	138.97	140.03	65	35	0.5	sp	qtz	pyr				60				sp	sox					15				

Hole_ID	Vein From	Vein To	Number of Veins	Cummulative Vein Thickness mm	Common Thickness mm	Vein Inf-Type_1	Dominent Inf-Mineralogy_1	Sulfide Mineralogy_1_1	Sulfide Mineralogy_1_2	Sulfide Mineralogy_1_3	Total Sulfde %_1	Vein CA_1	Inf-Beta_1	Inf-Strike_1	Inf-dip_1	Vein Inf-Type_2	Dominent Inf-Mineralogy_2	Sulfide Mineralogy_2_1	Sulfide Mineralogy_2_2	Sulfide Mineralogy_2_3	Total Sulfde %_2	Vein CA_2	Inf-Beta_2	Inf-Strike_2	Inf-dip_2	Vein Zone Description
GRD09-132	140.03	140.79	60	34	0.5	mv	pyr																			
GRD09-132	140.79	143.13	100	65	0.5		sox																			
GRD09-132	143.13	143.62	24	20	1	ma	pyr																			
GRD09-132	143.62	145.24	100	55	0.5	cl	pyr									mv	pyr									
GRD09-132	145.24	146.15	50	26	0.5	mv	pyr									sp	pyr					20				
GRD09-132	146.15	148.85	130	80	1	br	bio	pyr			45					mv	pyr									
GRD09-132	148.85	149.2	45	23	0.5	cl	pyr									mv	pyr									
GRD09-132	149.2	152.91	335	85	0.5	cl	bio	pyr			45					mv	pyr									many of the clipped veins run roughly parallel to CA.
GRD09-132	152.91	159.5	260	160	1	sp	qtz	pyr			45	45				mv	qtz	pyr				35				some carb veins as well. Trace cpy in some of the pyr veins.
GRD09-132	159.5	160.3	40	20	0.5	sp	pyr					15				sp	pyr					50				
GRD09-132	160.3	163.14	85	45	0.5	sp	cla	sox			45	30	45	129	79	sp	sox					60	330	72	53	
GRD09-132	163.14	170.68	55	30	1	sp	sox					20														
GRD09-132	170.68	171.37	70	40	0.5	sp	sox					50				mv	sox									
GRD09-132	171.37	176.74	300	165	0.5	sp	sox					25				sp	sox					40				
GRD09-132	176.74	178.5	105	56	0.5	sp	sox					30				sp	sox					40				
GRD09-132	178.5	181.46	100	50	0.5	mv	sox																			
GRD09-132	181.46	182.95	29	15	0.5	mv	sox									br	qtz	sox				35				
GRD09-132	182.95	184.08	20	13	0.5	vu	sox									sp	sox					5				
GRD09-132	184.08	186.76	280	170	0.5	cl	sox									mv	sox									some of the mv run roughly parallel to CA and some at 60 to CA.
GRD09-132	188.61	190.15	5	2.5	0.5	mv	pyr																			
GRD09-132	197.4	200.33	51	40	0.5	ba	cal									ma	qtz	pyr			45	60				
GRD09-132	200.96	203.36	65	40	0.5	ba	cal	sox			5					ds	pyr									
GRD09-132	207.26	207.86	70	35	0.5	cl	sox	pyr			25	30	90	166	63	mv	sox	pyr			35					
GRD09-132	207.86	209.55	17	9	0.5	mv	cal	pyr			25					ba	cal									
GRD09-132	210.47	215.22	86	43	0.5	mv	pyr									ba	cal									trace asp on fault surface at 211.95m.
GRD09-132	216.5	218.98	49	45	0.5	mv	pyr									ba	cal									the pyr mv also contain ~25 % qtz.
GRD09-132	218.98	219.84	80	60	0.5	cl	pyr	sox			45	50				mv	qtz	pyr			35					
GRD09-132	219.84	229.11	340	190	0.5	mv	pyr									ba	qtz	pyr			25					also a large amount of carb veins.
GRD09-132	230.75	231.1	20	10	0.5	mv	cal									mv	pyr									
GRD09-132	231.1	234.94	110	60	0.5	mv	pyr									ns	qtz	pyr			40	20	275	13	74	moderate amount of cal veins.
GRD09-132	234.94	235.9	20	10	0.5	mv																				
GRD09-132	235.9	249.23	450	250	0.5	mv	pyr					40				ba	pyr									lots of cal veins. ~ 50% of veins are cal. Some of pyr veins contain up to 40% qtz.
GRD09-132	249.23	249.8	70	35	0.5	cl	sox									mv	pyr					20				minor hem staining.
GRD09-132	250.6	251.25	65	35	0.5	mv	pyr																			small amount of qtz with the pyr veins.
GRD09-132	252.02	252.38	20	20	1	ma	qtz	pyr			15	20				ns	qtz	pyr			40	50				
GRD09-132	252.38	256.81	145	90	0.5	mv	qtz	pyr								ns	pyr	cpy	prt		40	40				cpy/prt vein is 10mm width. One large vein. Cal veins.
GRD09-132	256.81	257.23	20	13	0.5	sp	sox					30				cl	sox									
GRD09-132	257.23	259.73	53	28	0.5	mv	cal	pyr								mv	pyr									
GRD09-132	259.73	260.75	40	20	0.5	cl	sox									br	cla									
GRD09-132	260.75	263.25	108	54	0.5	br	pyr									br	cal	pyr								
GRD09-132	263.45	263.63	30	15	0.5	cl	pyr									mv	pyr									
GRD09-132	265	266.79	35	18	0.5	cl	sox									mv	sox									
GRD09-132	266.79	268.76	90	45	0.5	mv	cla									mv	cal	pyr			30					some cal veins with no pyr.
GRD09-132	270.72	271.99	85	45	0.5	ba	cal	pyr			30					mv	cal									
GRD09-132	271.99	273.1	120	65	0.5	mv	pyr									br	cal	pyr			35					some of the cal veins look to have come after pre-existing pyr veins.
GRD09-132	273.1	281.78	145	90	0.5	mv	qtz	pyr			35	30	25	112	83	mv	cal									
GRD09-132	281.78	282.43	25	13	0.5	sp	chl	pyr			15	50														
GRD09-132	282.43	283.65	10	5	0.5	mv	cal									mv	pyr									
GRD09-132	283.66	284.22	11	5.5	0.5	sp	sox					25				sp	sox					15				the two sp vein types have almost opposite dip directions.

Hole_ID	Vein From	Vein To	Number of Veins	Cummulative Vein Thickness mm	Common Thickness mm	Vein Inf-Type_1	Dominent Inf-Mineralogy_1	Sulfide Mineralogy_1_1	Sulfide Mineralogy_1_2	Sulfide Mineralogy_1_3	Total Sulfde %_1	Vein CA_1	Inf-Beta_1	Inf-Strike_1	Inf-dip_1	Vein Inf-Type_2	Dominent Inf-Mineralogy_2	Sulfide Mineralogy_2_1	Sulfide Mineralogy_2_2	Sulfide Mineralogy_2_3	Total Sulfde %_2	Vein CA_2	Inf-Beta_2	Inf-Strike_2	Inf-dip_2	Vein Zone Description
GRD09-132	284.23	294	66	36	0.5	mv	pyr									mv	cal									
GRD09-132	294	294.55	11	6	0.5	sp	sox					25				mv	sox					50				
GRD09-132	294.55	296.67	16	8	0.5	mv	cal									mv	pyr									
GRD09-132	296.67	297.09	24	12	0.5	sp	cla	pyr	sox		45	30				mv	cla	pyr			35	50				
GRD09-132	297.09	300.63	20	10	0.5	mv	pyr									ba	cal									
GRD09-132	300.63	303.25	32	18	0.5	mv	cal	pyr			45					ba	cal									
GRD09-132	303.25	306.04	75	55	0.5	mv	sox	pyr			30					mv	cla	pyr								
GRD09-132	306.04	306.52	15	8	0.5	ba	cal									ba	epi									
GRD09-132	306.52	306.86	13	6	0.5	sp	epi	sox	pyr		45	50														
GRD09-132	306.86	309.8	110	56	0.5	mv	sox	pyr			25					ba	cal	pyr			35					
GRD09-132	309.8	310.23	8	4	0.5	mv	cla	pyr			1															
GRD09-132	310.23	311.07	50	25	0.5	sp	cal	sox				50				sp	cal	sox				20				
GRD09-132	311.07	312.59	11	6	0.5	mv	cal	pyr			35					mv	pyr									
GRD09-132	312.59	314.56	10	17	0.5	mv	pyr									ns	qtz	pyr	cpy		35	20				the ns is a large vein of about 10mm width
GRD09-132	314.56	316.8	65			mv	qtz	pyr								ba	cal	pyr								
GRD09-132	316.8	316.92	13	12	0.5	mv	qtz	pyr	cpy		30	50														
GRD09-132	316.92	317.32	11	5	0.5	mv	qtz	pyr								ba	cal	pyr								
GRD09-132	317.32	321.5	74	39	0.5	sp	qtz	pyr	cpy		35	45				mv	qtz	pyr								
GRD09-132	321.5	326.92	190	105	0.5	sp	qtz	pyr			40	30				mv	qtz	pyr								cal veins
GRD09-132	326.92	341.82	300	180	0.5	sp	qtz	pyr	cpy		40	20				sp	qtz	pyr	cpy	prt	40	40				cal veins
GRD09-132	341.82	342.46	14	7	0.5	sp	qtz	pyr	sox	cpy	35	40														cal veins
GRD09-132	342.46	348.25	160	80	0.5	ba	cal	pyr	cal		30					ns	qtz	pyr	cpy		3	40				cal veins
GRD09-132	348.25	348.58	11	6	0.5	sp	pyr	sox			30	60														Smaller veins in massive qtz vein. KD edit, 08/10/09
GRD09-132	348.58	352.08	36	25	0.5	mv	qtz	pyr	asp		5					ns	qtz	asp	pyr	prt	45	40				cal veins
GRD09-132	352.08	352.68	7	4	0.5	cl	chl	pyr	prt		40															Smaller veins in massive qtz vein. KD edit, 08/10/09
GRD09-132	352.68	353.61	20	13	0.5	cl	chl	prt	pyr	cpy	30					ns	qtz									
GRD09-132	353.61	360.75	100	95	0.5	ba	cal	pyr			15															small cal cement brx.
GRD09-132	360.75	362.31	8	10	1	ma	prt	cpy			5					Bl	epi	prt			5					
GRD09-132	366.37	367.63	8	30	1	ma	pyr									ma	pyr									there is one large vein of ma and cubic pyr with a bit of qtz. Mini skarn? Cal veins.
GRD09-132	367.63	371.21	42	22	0.5	sp	pyr	sox			30					cl	pyr	sox								
GRD09-132	371.21	381.27	88	47	0.5	mv	pyr									mv	cal									
GRD09-132	381.87	384.05	65	33	0.5	sp	sox					60				mv	sox									
GRD09-132	384.05	385.94	150	80	0.5	br	qtz					45				ba	qtz	pyr			15					
GRD09-132	385.94	387.63	55	80	1	sp	qtz	sox			15	30				vu	qtz	sox								
GRD09-132	388.13	391.19	70	35	0.5	sp	cal					30				ba	qtz	prt								
GRD09-132	391.19	393.88	25	15	0.5	br	pyr									mv	pyr									
GRD09-132	394.52	407.48	142	125	0.5	mv	pyr									mv	qtz	pyr								
GRD09-132	407.48	413.8	185	95	0.5	ns	pyr	cpy								ns	qtz	prt								mv with pyr. Ba veins with cal and qtz.
GRD09-132	413.8	415.55	280	150	0.5	mv	chl	pyr			10	60														
GRD09-132	415.55	417.1	43	33	1	ba	qtz	pyr			15					ba	cal					60				
GRD09-132	417.1	417.56	50	30	0.5	cl	sox									ba	qtz									cal in the ba veins
GRD09-132	417.56	420	280	160	0.5	ds	sox	pyr			25					ce	pyr									qtz and cal veins with vugs.
GRD09-132	420	422.29	63	33	0.5	mv	pyr									mv	cal									
GRD09-132	422.29	423	50	75	0.5	cl	sox									mv	qtz	pyr			30					most are ba cal.
GRD09-132	423	424.03	90	50	0.5	mv	sox									ns	qtz	pyr	cpy		30	40				
GRD09-132	424.03	425.38	88	89	0.5	br	cal	pyr	cpy		15					br	cal									
GRD09-132	425.38	432.7	360	210	0.5	ma	epi	pyr	cpy		25					mv	pyr									the epi veins range roughly from 90 to 50 to CA. many cal veins as well. Some very large and +/- fuchsite?
GRD09-132	432.7	433.73	115	65	0.5	cl	pyr					40				mv	pyr									
GRD09-132	434.38	435.42	70	40	0.5	br	cal	pyr	cpy		10					br	cal									some epi with the mineralized cal veins.
GRD09-132	435.42	437.27	80	50	0.5	br	cal									mv	qtz	pyr			5					
GRD09-132	437.27	437.56	60	30	0.5	sp	qtz	pyr	sox		40	40														

Hole_ID	Vein From	Vein To	Number of Veins	Cummulative Vein Thickness mm	Common Thickness mm	Vein Inf-Type_1	Dominent Inf-Mineralogy_1	Sulfide Mineralogy_1_1	Sulfide Mineralogy_1_2	Sulfide Mineralogy_1_3	Total Sulfde %_1	Vein CA_1	Inf-Beta_1	Inf-Strike_1	Inf-dip_1	Vein Inf-Type_2	Dominent Inf-Mineralogy_2	Sulfide Mineralogy_2_1	Sulfide Mineralogy_2_2	Sulfide Mineralogy_2_3	Total Sulfde %_2	Vein CA_2	Inf-Beta_2	Inf-Strike_2	Inf-dip_2	Vein Zone Description
GRD09-132	437.56	438.56	55	30	0.5	mv	cal	pyr			40					mv	cal									
GRD09-132	438.56	439.87	80	40	0.5	ba	cal	pyr			10					mv	pyr									
GRD09-132	439.87	442.45	195	100	0.5	cl	epi	pyr	sox		25	20				mv	qtz	pyr			15					
GRD09-132	442.45	443.6	90	45	0.5	br	epi	pyr			10	20				mv	pyr									
GRD09-132	443.6	449.5	195	100	0.5	mv	pyr					40				mv	qtz	pyr			40					one of the veins had a blue gray, metallic mineral. Very soft. Flakey. Possibly graphite? Moly? Some cal veins.
GRD09-132	449.5	451.1	13	7	0.5	mv	pyr									mv	epi									
GRD09-132	451.1	451.59	20	10	0.5	ds	qtz	pyr			45															
GRD09-132	451.59	452.4	9	5	0.5	ma	qtz	pyr			45					mv	qtz									
GRD09-132	452.4	453.3	45	23	0.5	mv	qtz	pyr			35															
GRD09-132	453.3	454.3	35	20	0.5	ba	cal									mv	qtz	pyr			10					
GRD09-132	455.04	455.68	11	6	0.5	mv	qtz	pyr			10					mv	pyr									

Drill Hole Summary

Property:	Nucleus		
Zone:	Nucleus		
Drill Hole ID:	GRD09-133		
UTM Easting:	379648	**Elevation (m):**	848
UTM Northing:	6913865	**Azimuth:**	181
(NAD 83, Zone 8)		**Dip:**	-50
Depth (m):	297.48		
Drill Contractor:	Kluane Drilling Ltd.	**Logged by:**	W. Barnes
Date Started:	24-Jun-09	**Date Started:**	3-Jul-09
Date Completed:	28-Jun-09	**Date Completed:**	11-Jul-09
Core Size:	NTW		

Dataset	Hole_ID	Logged_by	Edited_by	Date_Logged	Ox_Fro	Ox_To	OXIDATION	Lith_From	Lith_To	Litho	Litho_orig	Litho-1	Litho-2	% qtz Phenocryst	% fds Phenocryst	Grain Size	Texture-1	Texture-2	BxClast_1	BxClast_2	Lithology Description	Dominant Alteration	Dominant Alteration Style(occurrence)	Dominant Alteration Intensity	Secondary Alteration	Secondary Alteration Style(occurrence)	Secondary Alteration Intensity	Alteration Description
Nucleus	GRD09-133	W. Barnes		3-Jul-09	0	4.48	4	0	4.48	REW	REW	cla	qtz			FG	FX				Reworked/overburden with strongly oxidized schist and microgranite fragments. Some clay alteration of some feldspars.	cla	PAT	m				
Nucleus	GRD09-133	W. Barnes		3-Jul-09	4.48	9.14	3	4.48	9.03	MGR	MGR	fds	qtz		5	FG	PO	BL			Light buff oxidized porphyritic microgranite. Unit is mostly composed of feldspars and quartz. Some feldspars have been altered to clay and sericite. Un it contains around 5% 2mm feldspar phenocrysts subhedral in shape. Most phenocrysts are altered to clay. Unit is moderately to strongly oxidized with limonite on fractures, within veins and stringers and small to large selvage widths. Spotty limonite is disseminated throughout.	cla	DIS	s	cla	PHE	m	
Nucleus	GRD09-133	W. Barnes		3-Jul-09	9.14	15.87	2	9.03	14.9	GNE	GNE	qtz	bio			FG	FO	MO			Light grey and orange mottled gneiss. Unit contains definite felsic bands composed of quartz and feldspars with some mafic bands composed of biotite. Foliation is random in places, possibly brecciated sections. Some sections look to be remnant granites, possible dikes or protoliths, or brecciated fragment. Alteration masks some of the characteristics. Some biotite and feldspars have been altered to clay. Minor sericite present probably from the alteration of feldspars. Unit is moderately oxidized with limonite on fractures, within veins and stringers and selvages and spotty disseminated.	cla	BAN	m	ser	DIS	w	
Nucleus	GRD09-133	W. Barnes		3-Jul-09	15.87	18.41	3	14.9	18.41	MGR	MGR	fds	qtz			FG	BL	BX			Alteration has obliterated most of the original characteristics of the rock. Unit looks like a foliated microgranite but could be a schist. Unit is a light buff colour. Clay alteration is present in bands probably from the alteration of feldspars. Quartz bands present and could remnant schist xenoliths or banded due to the foliation of the microgranite. Minor sericite alteration associated with the clay. Some sections are brecciated with vuggy limonite and quartz veins seperating the broken schist sections. Limonite also present on fractures, within veins and stringers and selvages. Minorly disseminated limonite present as well. At 18.13m is a small patch of malachite stained schist.	cla	PER	s	ser	DIS	tr	
Nucleus	GRD09-133	W. Barnes		3-Jul-09	18.41	19.61	2	18.41	20.54	SCH	SCH	qtz	bio			FG	FO	FX			Back into a slightly contorted and oxidized schist or gneiss. Unit is foliated and banded with felsic (quartz and feldspar) and mafic bands (biotite). Some sections the foliation is contorted and mottled. Some feldspars have been altered to clay and sericite. Some biotite has been altered to clay. Unit is weakly to moderately oxidized with limonite on fractures and within stringers and veins. Limonite increases in selvages down hole. Spotty disseminated oxidized pyrite.	cla	BAN	m	ser	DIS	w	
Nucleus	GRD09-133	W. Barnes		3-Jul-09	19.61	24.21	3	20.54	24.26	MGR	MGR	fds	qtz			FG	FO	BL			Alteration has obliterated most of the characteristics of the original rock. Unit is a light buff foliated microgranite, but could be a clay altered schist. All feldspars have been altered to a mixture of clay. Remnant quartz is in wisps showing foliation. Unit is strongly oxidized with limonite on fractures, within stringers and veins and selvages. Limonite is also disseminated and patchy within the host rock.	cla	BAN	s				

Dataset	Hole_ID	Logged_by	Edited_by	Date_Logged	Ox_Fro	Ox_To	OXIDATION	Lith_From	Lith_To	Litho	Litho_orig	Litho-1	Litho-2	% qtz Phenocryst	% fds Phenocryst	Grain Size	Texture-1	Texture-2	BxClast_1	BxClast_2	Lithology Description	Dominant Alteration	Dominant Alteration Style(occurrence)	Dominant Alteration Intensity	Secondary Alteration	Secondary Alteration Style(occurrence)	Secondary Alteration Intensity	Alteration Description
Nucleus	GRD09-133	W. Barnes		3-Jul-09	24.21	26.19	2	24.26	27.12	SCH	SCH	qtz	bio			FG	MO	FO			Back into a slightly contorted and oxidized schist or gneiss. Unit is foliated and banded with felsic (quartz and feldspar) and mafic bands (biotite). Some sections the foliation is contorted and mottled. Some feldspars have been altered to clay and sericite. Some biotite has been altered to clay. Clay alteration within the unit increases down the hole. Unit is moderately to strongly oxidized with limonite on fractures and within stringers and veins and selvages. Limonite and minor hematite is disseminated in patches through the host rock.	cla	BAN	m	ser	DIS	w	Trace of chlorite alteration of biotite present.
Nucleus	GRD09-133	W. Barnes		3-Jul-09	26.19	26.56	3	27.12	28.11	SCH	SCH	qtz	bio			FG	BL	FO			Alteration has obliterated most of the original characteristics of the rock. Unit was a quartz biotite feldspar schist. Most feldspars and biotite have been altered to clay with clay alteration increasing down hole. Unit is weakly oxidized with limonite mainly on fractures and within some stringers. Spotty chlorite alteration of some biotite.	cla	PER	m	chl	DIS	tr	
Nucleus	GRD09-133	W. Barnes		3-Jul-09	26.56	29.9	2	28.11	28.6	FAU	FAU	cla	qtz			FG	BL				Section intensely clay altered and bleached with gougy sections. Unit is on the contact zone between the above schist and below microgranite. Unit is more likely a highly altered and faulted schist with all feldspars and biotite altered to clay. Minor limonite on fractures and disseminated within the host unit.	cla	PER	s				
Nucleus	GRD09-133	W. Barnes		3-Jul-09	29.9	41.9	3	28.6	32.5	MGR	MGR	fds	qtz		7	FG	PO	BX			Light buff porphyritic microgranite. Unit contains 7% feldspar phenocrysts 2mm in size and subhedral in shape. All feldspar phenocrysts are clay altered and some are leached leaving a pitted texture in sections. Matrix was composed of feldspar and quartz. Most feldspars are altered to clay. Patchy brecciated sections with limonite, clay and quartz infill. Unit is strongly oxidized with limonite on fractures, within veins and stringers, selvages and patchy through the host rock. Minor disseminated dark sulphide, could be oxidized pyrite.	cla	PER	s	cla	PHE	i	
Nucleus	GRD09-133	W. Barnes		4-Jul-09	41.9	42.76	4	32.5	34.83	QFP	QFP	fds	qtz	0.2	10	VF	PO	FX			Oxidation and alteration have obliterated most of the characteristics of the original rock. Unit is buff coloured. Unit could be a PPF but a few spotty quartz eyes seen. Unit contains 10% feldspar phenocrysts 1-5mm in size subhedral to euhedral in shape. All feldspar phenocrysts are clay altered/sericite altered and some leached leaving a pitted appearance. Around 0.1% quartz eyes present 2-3mm in size and subhedral in shape. Matrix is aphanitic and composed of mostly feldspar and spotty quartz. Most feldspars are altered to clay. Unit is strongly oxidized with limonite on fractures, within veins and stringers, selvages and patchy through the host rock. Trace of disseminated dark sulphides.	cla	PER	s	cla	PHE	i	

Dataset	Hole_ID	Logged_by	Edited_by	Date_Logged	Ox_Fro	Ox_To	OXIDATION	Lith_From	Lith_To	Litho	Litho_orig	Litho-1	Litho-2	% qtz Phenocryst	% fds Phenocryst	Grain Size	Texture-1	Texture-2	BxClast_1	BxClast_2	Lithology Description	Dominant Alteration	Dominant Alteration Style(occurrence)	Dominant Alteration Intensity	Secondary Alteration	Secondary Alteration Style(occurrence)	Secondary Alteration Intensity	Alteration Description
Nucleus	GRD09-133	W. Barnes	W. Barnes	4-Jul-09	42.76	48.28	3	34.83	41.9	QFP	PPF	fds	qtz	0.01	15	VF	PO	FX			Oxidation and alteration have obliterated most of the characteristics of the original rock. Unit looks to be a Buff PPF with rare possible quartz eyes. Unit contains 15% feldspar phenocrysts 1-7mm in size and subhedral to euhedral in shape with all altered to clay/sericite. Some feldspar phenocrysts are leached leaving a pitted appearnace. Trace of possible 2mm quartz eyes present, but difficult to distinguish, but appear as grey specks. Matrix is aphanitic and composed of feldspar and spotty quartz. Almost all the feldspar has been altered to clay. Trace of fine dark disseminated sulphide. Unit is strongly oxidized with limonite on fractures, within veins and stringers, selvages and patchy through the host rock. Jan/10 unit is QFP based lithology, model and photos.	cla	PER	s	cla	PHE	i	
Nucleus	GRD09-133	W. Barnes		4-Jul-09	48.28	55.68	4	41.9	42.76	BRX	BRX	cla	qtz				M	BL	SCH		Alteration, oxidation and brecciation have obliterated the characteristics of the original rock. Unit is an orange colour.Unit looks to be a schist with broken quartz bands, veins. Possible minor porphyritic sections present, alteration makes it hard to distinguish. Foliation very random. Unit is in between two porphyritic dikes. All mafics and feldspars within the schist have been altered to clay. Unit is intensely oxidized with near perevasive limonite.	cla	BAN	s				
Nucleus	GRD09-133	W. Barnes		4-Jul-09	55.68	59.78	2	42.76	44.79	QFP	QFP	fds	qtz	1	6	VF	PO	BL			Alteration and oxidation have obliterated most of the original characteristics of the rock. Unit is a light buff colour. Unit contains 6% feldspar phenocrysts 1-4mm in size and subhedral to euhedral in shape. All feldspar phenocrysts are clay/sericite altered with some leached and limonite stained. Around 1% quartz eyes present 1-3mm in size and subhedral in sape. Alteration and oxidation could be masking more. Matrix is composed of feldspar and minor quartz. At the start of the unit either the feldspars or clay altered feldspars have been moderately replaced by quartz. DOwn the hole most feldspars are altered to clay. Some minor disseminated pyrite and dark sulphides mainly associated with the quartz eyes. Unit is moderately oxidized with limonite mainly on fractures and within a few stringers and veins and selvages.	cla	PAT	m	cla	PHE	i	
Nucleus	GRD09-133	W. Barnes		4-Jul-09	59.78	61.13	3	44.79	48.28	QFP	QFP	fds	qtz	1	10	VF	PO	FX			Still in a QFP similar to above, but an increase in feldspar phenocrysts and increase in fractures and minor faults. Unit becomes fairly broken and rubbly for the last half. All feldspar phenocrysts are still altered to clay. Same amount of quartz eyes, but alteration and faulting are masking some. Most feldspars within the matrix are clay altered. At the lower contact the feldspars in the matrix have been slightly silicified or the clay has been silicified. Unit is moderately to strongly oxidized in sections. Limonite is present on fractures, within veins and stringers, selvages and minorly through the host rock. Near pervasive limonite in minor fault zones.	cla	PER	s	cla	PHE	i	

Dataset	Hole_ID	Logged_by	Edited_by	Date_Logged	Ox_Fro	Ox_To	OXIDATION	Lith_From	Lith_To	Litho	Litho_orig	Litho-1	Litho-2	% qtz Phenocryst	% fds Phenocryst	Grain Size	Texture-1	Texture-2	BxClast_1	BxClast_2	Lithology Description	Dominant Alteration	Dominant Alteration Style(occurrence)	Dominant Alteration Intensity	Secondary Alteration	Secondary Alteration Style(occurrence)	Secondary Alteration Intensity	Alteration Description
Nucleus	GRD09-133	W. Barnes		4-Jul-09	61.13	62.84	2	48.28	55.76	SCH	SCH	cla	qtz			FG	FO	BL			Alteration and oxidation have obliterated most of the original characteristics of the rock. Unit is orange/brown colour and has remnant foliation seen. Unit was a schist before alteration. Unit was more likely a biotite quartz feldspar schist. All feldspars and biotite have been altered to clay and minor sericite. Spotty biotite seen. Remnant felsic/quartz bands present with some fractured and broken. Spotty dark sulphides disseminated along foliation. Unit is intensely oxidized with near pervasive limonite throughout.	cla	PER	s	ser	DIS	w	
Nucleus	GRD09-133	W. Barnes		4-Jul-09	62.84	65.11	3	55.76	56.84	SCH	SCH	cla	qtz			FG	BL				Unit is similar to above except for the oxidation has decreased. All mafics and feldspars have been altered to clay giving the bleached look. Minor quartz remains. Foliation is not evident probably has been masked by the alteration. Unit is white and weakly oxidized with limonite on a few fractures.	cla	PER	s				
Nucleus	GRD09-133	W. Barnes		4-Jul-09	65.11	67.18	2	56.84	59.93	MGR	MGR	fds	qtz		5	FG	PO	BL			Highly altered white to light buff porphyritic microgranite. Unit contains 5% feldspar phenocrysts 2mm in size and subhedral in shape. All feldspar phenocrysts are clay altered and some leached leaving a pitted appearance. Matrix is fine grained composed of feldspar and quartz. Most of the feldspars within the matrix have been altered to clay. Fracturing increases down the hole. Unit is moderately oxidized with limonite on fractures, within veins and stringers and selvages. Trace of disseminated sulphides.	cla	PER	s	cla	PHE	i	
Nucleus	GRD09-133	W. Barnes		4-Jul-09	67.18	69.21	4	59.93	61.27	FAU	FAU	cla	qtz			FG	BL	FX			Microgranite section that is highly fractured with gougy sections. Remnant microgranite sections are similar to the unit above, but definite faulting with gougy sections. Same clay alteration of feldspar phenocrysts and feldspars within the matrix as above in remnant microgranite sections. Gougy sections are composed of grinded up microgranite material.	cla	PAT	s	cla	PHE	i	
Nucleus	GRD09-133	W. Barnes		4-Jul-09	69.21	71.12	3	61.27	65.11	MGR	MGR	fds	qtz		7	FG	PO	FX			Back into a bleached highly altered porphyritic microgranite. Unit is similar to the one just before the above fault. Unit contains around 7% feldspar phenocrysts 2mm in size and subhedral to euhedral in shape. Most feldspar phenocrysts are altered to clay. Matrix is fine grained and composed of feldspars and quartz with most feldspars clay altered giving the bleached look to the rock. Patchy sections of the core is broken and rubbly due to the fractures. Unit is moderately to strongly oxidized with limonite on fractures, within veins and stringers, selvages and patchy within the host rock. Spotty hematite staining of the host rock. Trace of disseminated dark sulphides.	cla	PER	s	cla	PHE	s	
Nucleus	GRD09-133	W. Barnes		4-Jul-09	71.12	78.07	2	65.11	67.18	SCH	SCH	chl	qtz			FG	FO	FX			Alteration has obliterated some of the characteristics of the rock. Unit probably was a biotite, quartz feldspar schist before alteration. Most of the biotite has been altered to chlorite with minor biotite remaining. Some feldspars have been altered to clay. Oxidation is generally weak to moderate with limonite mainly on fractures, within veins and stringers and some selvages. Patchy sections present with strong oxidiation and intense clay alteration of mafics and feldspars. Unit is moderately fractured with hematite on some fractures. Most fractures follow the foliation.	chl	BAN	s	cla	PAT	w	

Dataset	Hole_ID	Logged_by	Edited_by	Date_Logged	Ox_Fro	Ox_To	OXIDATION	Lith_From	Lith_To	Litho	Litho_orig	Litho-1	Litho-2	% qtz Phenocryst	% fds Phenocryst	Grain Size	Texture-1	Texture-2	BxClast_1	BxClast_2	Lithology Description	Dominant Alteration	Dominant Alteration Style(occurrence)	Dominant Alteration Intensity	Secondary Alteration	Secondary Alteration Style(occurrence)	Secondary Alteration Intensity	Alteration Description
Nucleus	GRD09-133	W. Barnes		4-Jul-09	78.07	78.95	3	67.18	68.15	SCH	SCH	cla	chl			FG	FO				Alteration has obliterated most of the original characteristics of the rock. Unit was a schist with probable biotite, feldspar and quartz to begin with. Most mafics were altered to chlorite and then to clay. Some mafics were altered to secondary biotite and then some to clay. Some secondary biotite remains. Some chlorite still remains. Strong oxidiation present with strong limonite on fractures and through the host rock. Trace of disseminated sulphides present. Foliation still evident. Some minor lost core.	cla	BAN	m	chl	BAN	m	
Nucleus	GRD09-133	W. Barnes		4-Jul-09	78.95	85.35	2	68.15	68.86	BRX	BRX	cla	qtz				M	BL	SCH		Alteration, oxidation and brecciation have obliterated the characteristics of the original rock. Unit is an orange colour.Unit looks to be a schist with broken quartz bands, veins. Possible minor microgranite sections present, alteration makes it hard to determine. Many stringers of limonite and quartz throughout. Down the hole unit becomes more recognizable as a schist as the brecciation decreases. Intense clay alteration of mafics and felsics. Oxidation is intense with near pervasive limonite. Minor dark sulphides with in remnant quartz bands. Contacts are vague due to broken core.	cla	PER	s				
Nucleus	GRD09-133	W. Barnes		4-Jul-09	85.35	86.44	3	68.86	70.28	SCH	SCH	cla	qtz			FG	FO	BL			Alteration and oxidation have obliterated most of the original characteristics of the original rock. Unit was probably a biotite feldspar quartz schist before. Most mafics and feldspars have been altered to clay. Minor secondary biotite present and increases down the hole. Unit is moderately fractured and broken. Unit has a light orange colour due to the strong oxidation of the rock. Patchy pervasive limonite present with limonite on fractures and within stringers.	cla	BAN	s	bio	BAN	w	
Nucleus	GRD09-133	W. Barnes		4-Jul-09	86.44	93.97	2	70.28	71.12	FAU	FAU	cla	chl			FG	FX	FA			Faulted schist unit. Unit has broken down to clay sand texture. Unit was a biotite feldspar schist. Most biotite and feldspars have been altered to clay. Some biotite remains altered to chlorite. Some gougy clay sections present. Unit is strongly oxidized with patchy pervasive limonite. Unit seems to be faulting along the foliation. Spotty hematite along some fractures surfaces.	cla	PAT	s	chl	BAN	w	
Nucleus	GRD09-133	W. Barnes		4-Jul-09	93.97	100.2	1	71.12	72.73	SCH	SCH	bio	fds			FG	FO				Foliated schist composed of biotite feldspar and quartz. Some spots it is hard to distinguish between feldspar and quartz. Some biotite has a slight purple colour and could be secondary. Overall the unit has a dark grey colour and some bands of biotite and feldspar are weakly silicified. Some feldspars are altered to sericite. Some haloes around some fractures have an increase in clay and sericite alteration. Fracturing occurs along foliation. Unit is faulted in contact with the lower dike. Unit is weakly to moderately oxidized with limonite on fractures, within stringers and veins, and selvages. Some minor disseminated pyrite.	qtz	BAN	w	ser	BAN	w	
Nucleus	GRD09-133	W. Barnes		4-Jul-09	100.2	107.68	0	72.73	74.68	MGR	MGR	fds	qtz		8	FG	PO	FO			Light Buff to white porphyritic microgranite with a slight foliation. Unit contains 8% feldspar phenocrysts 2-3mm in size and subhedral to euhedral in shape. Some feldspar phenocrysts are sericite altered. Matrix is fine grained and composed of feldspar and quartz. Minor feldspars are altered to clay. Some hematite and fine dark sulphides on some fractures. Unable to determine contact angle due to broken core. Unit is moderately oxidized with limonite on fractures, within veins and stringers and selvages.	cla	DIS	w	ser	PHE	w	

Dataset	Hole_ID	Logged_by	Edited_by	Date_Logged	Ox_Fro	Ox_To	OXIDATION	Lith_From	Lith_To	Litho	Litho_orig	Litho-1	Litho-2	% qtz Phenocryst	% fds Phenocryst	Grain Size	Texture-1	Texture-2	BxClast_1	BxClast_2	Lithology Description	Dominant Alteration	Dominant Alteration Style(occurrence)	Dominant Alteration Intensity	Secondary Alteration	Secondary Alteration Style(occurrence)	Secondary Alteration Intensity	Alteration Description
Nucleus	GRD09-133	W. Barnes		4-Jul-09	107.7	108.4	1	74.68	75.52	FAU	FAU	cla	bio			FG	FX	FO			Dark grey faulted biotite feldspar quartz schist. Some of the biotite and feldspar has been altered to clay during the faulting process caused by the above dike. Minor competant schist sections present. Fractures tend to follow foliation or are perpendicular to the foliation. Unit is weakly oxidized with limonite mainly on fractures, within stringers and selvages. Minor hematite on some fractures.	cla	DIS	m	ser	DIS	w	
Nucleus	GRD09-133	W. Barnes		4-Jul-09	108.4	297.48	0	75.52	78.07	SCH	SCH	bio	fds			FG	FO				Foliated dark grey schist with large biotite sections mixed grains of feldspar and quartz and with some quartz bands. Some sections could be a mylonite. Biotite tends wrap around fine grained feldspar and quartz grains. Some feldspars are clay altered. Spotty chlorite alteration of some biotite. Rare amphiboles present that are altered to chlorite. Clay alteration increases around some fractures. Spotty disseminated pyrite and pyrrhotite. Unit is weakly oxidized with limonite on fractures and within some veins and stringers and minor selvages.	cla	DIS	w	chl	DIS	w	
Nucleus	GRD09-133	W. Barnes		4-Jul-09				78.07	78.95	SCH	SCH	bio	fds			FG	FX	FO			Similar to the schist unit above, but fracturing and clay alteration has increased. More feldspares and some biotite have been altered to clay and sericite. Oxidation has increased with more limonite disseminated in the rock. Trace of disseminated pyrite present.	cla	DIS	m	ser	DIS	w	
Nucleus	GRD09-133	W. Barnes		4-Jul-09				78.95	84.11	SCH	SCH	qtz	bio			FG	FO				Dark purple quartz biotite feldspar schist that is foliated. Unit mostly contains quartz biotite and feldspars in roughly equal portions. Distinguishing between some quartz and feldspars is difficult. Felsic bands increase in amount down the hole. Some quartz sweats present. Some sections have a slight mylonite look. Biotite has a purple colour possibly secondary. Patchy sections where the biotite and feldspars are being silicified while in other sections the biotite and feldspars are being altered to cla/sericite. Some felsic bands are pure quartz and are remnant veins. Minor disseminated pyrite and trace of chalcopyrite. Unit is weakly oxidized with limonite mainly on fractures and in some stringers and veins.	cla	PAT	w	qtz	PAT	w	
Nucleus	GRD09-133	W. Barnes		4-Jul-09				84.11	86.44	SCH	SCH	cla	bio			FG	FX	FO			Highly fractured schist section. Unit is broken and rubbly with angular pieces. Section appears to have some lost core. Some competant schist sections remain and look like the above schist. Rubbly pieces of schist are dominated by clay alteration of mafics and feldspars. Some possibly secondary biotite remains. In the competant sections is definite foliated quartz biotite feldspar schist. Possible fault or shear zone. Trace of disseminated pyrite mainly seen in competant pieces. Moderately oxidized with limonite on fractures, within veins and stringers and patchy through the host rock.	cla	PAT	s	ser	DIS	w	
Nucleus	GRD09-133	W. Barnes		4-Jul-09				86.44	89.11	SCH	SCH	bio	fds			FG	FO	FX			Back into a more competant dark grey schist. Unit is still fairly fractured. Unit is mostly composed of biotite, feldspar and quartz. Difficult to distinguish between some feldspars and quartz except when feldspars are altered to clay. Most quartz occurs in bands with minor feldspars. Feldspars generally occur as grains or stretched grains within the biotite sections. Some biotite appears secondary. Some minor disseminated pyrite. Unit is moderately oxidized with limonite on fractures, within some stringers and veins and patchy within the host rock.	cla	DIS	w	bio	BAN	w	

Dataset	Hole_ID	Logged_by	Edited_by	Date_Logged	Ox_Fro	Ox_To	OXIDATION	Lith_From	Lith_To	Litho	Litho_orig	Litho-1	Litho-2	% qtz Phenocryst	% fds Phenocryst	Grain Size	Texture-1	Texture-2	BxClast_1	BxClast_2	Lithology Description	Dominant Alteration	Dominant Alteration Style(occurrence)	Dominant Alteration Intensity	Secondary Alteration	Secondary Alteration Style(occurrence)	Secondary Alteration Intensity	Alteration Description
Nucleus	GRD09-133	W. Barnes		4-Jul-09				89.11	91.23	GRN	GRN	fds	qtz		5	FG	PO	BX			Porphyritic granite or microgranite with mainy schist xenoliths and some brecciated looking sections with the schist. Unit contains 5% feldspar phenocrysts 2-4mm in size and subhedral to euhedral in shape. Some phenocrysts are altered to sericite. Matrix is fine grained and composed of feldspar and quartz with some feldspar altered to sericite. About 5% phencrysts of mafics present altered to biotite and chlorite. Not typical of most microgranites seen. Some minor disseminated pyrite present. Unit is moderate to weakly oxidized with limonite mainly on fractures and in some veins and stringers. Oxidation decreases down hole.	ser	PHE	m	ser	DIS	w	
Nucleus	GRD09-133	W. Barnes		4-Jul-09				91.23	93.97	SCH	SCH	bio	fds			FG	MO	MY			Highly struturally messed up schist unit with a few microgranite dikes. Unit is mostly composed of biotite feldspar and quartz. Unit could be termed a mylonite, but could be a schist messed up from the microgranite dikes present. Unit starts off foliated and clay altered then the clay alteration decreases and the foliation gets contorted and bended with no uniform bend or strain. No real felsic banding seen. Down the hole it looks like feldspar and quartz grains wrapped by biotite. Possibly a strong shear movement. Unit was a schist to begin with. MInor disseminated pyrite. Oxidation decreases down the hole and limonite is mainly on fractures and within a few stringers.	cla	DIS	w	cla	PER	w	
Nucleus	GRD09-133	W. Barnes		5-Jul-09				93.97	99.36	SCH	SCH	bio	qtz			FG	MY	FO			Highly contorted foliated dark purple schist or mylonite. Unit is mainly composed of biotite with lesser quartz and feldspar. Some biotite appears to be secondary. Some feldspars are altered to clay. Foliation is very random and varies throughout. Some sections the felsic bands seem to fold and bend and stretch and appear broken with biotite weaving through. Some sections look like grains of quartz and feldspars are wrapped by biotite with a rough mylonitic texture. Minor disseminated pyrite and a trace of pyrrhotite. Unit is weakly oxidized with limonite mainly on fractures. There are a few microgranite dikes present.	bio	DIS	w	cla	DIS	w	
Nucleus	GRD09-133	W. Barnes		5-Jul-09				99.36	100.2	BRX	BRX	cla	qtz				P	MO	SCH	GRA	Brecciated mottled section mostly composed of schist with minor granite. Unit starts off brecciated with clay altered fragments in a clay, quartz matrix. Unit then moves into a clay altered schist section. Another brecciated section is next with clay altered, rounded 2-20mm sized clasts in a quartz, clay sulphide matrix. Then to the end is a sections with clay altered schist with a small granitic section. Unit is weakly oxidized with spotty limonite on some fractures. Minor secondary biotite remains. Sulphides mainly in matrix.	cla	PAT	s	bio	PAT	w	
Nucleus	GRD09-133	W. Barnes		5-Jul-09				100.2	103.17	SCH	SCH	bio	qtz			FG	FO				Back into a moderately foliated dark purple schist. Schist is mostly composed of biotite quartz and feldspars. Schist shows definite mafic and felsic bands, almost gneissic texture. Some felsic bands appear stretched, almost mylonite. Some biotite appears secondary. Minor sericite alteration of some feldspars especially in contact with some microgranite dikes. Minor silicification as well near some dikes. Minor disseminated pyrite and pyrrhotite.	ser	SEL	w	bio	DIS	w	

Dataset	Hole_ID	Logged_by	Edited_by	Date_Logged	Ox_Fro	Ox_To	OXIDATION	Lith_From	Lith_To	Litho	Litho_orig	Litho-1	Litho-2	% qtz Phenocryst	% fds Phenocryst	Grain Size	Texture-1	Texture-2	BxClast_1	BxClast_2	Lithology Description	Dominant Alteration	Dominant Alteration Style(occurrence)	Dominant Alteration Intensity	Secondary Alteration	Secondary Alteration Style(occurrence)	Secondary Alteration Intensity	Alteration Description
Nucleus	GRD09-133	W. Barnes		5-Jul-09				103.17	104.34	MGR	MGR	fds	qtz		10	FG	PO				Into a section dominated by porphyritic microgranite sections with minor schist sections. Section is about 70% MGR and 30% SCH. Microgranites contain 10% feldspar phenocrysts 2-3mm in size and subhedral to euhedral in shape. Some feldspar phenocrysts are altered to sericite. Matrix is fine grained and mostly composed of feldspar and quartz. Minor clay alteration of some feldspars within the matrix. Matrix also contains fine mafics, possibly biotite altered to chlorite and some replaced by pyrite. Schist sections look similar to the above schist. Unit contains disseminated and blebby pyrite with trace of disseminated chalcopyrite.	ser	PHE	m	cla	DIS	w	
Nucleus	GRD09-133	W. Barnes		5-Jul-09				104.34	105.23	SCH	SCH	bio	qtz			FG	FO	MO			Purple schist composed of biotite, quartz and feldspar. Unit starts off foliated and then down the hole foliation is not recognizable probably due to the breccia below. Biotite present is secondary and some has been altered to clay. Difficult to determine some quartzs from feldspars except when feldspars are altered to clay. Increasing alteration down the hole. Only minor disseminated pyrite present. A couple of microgranite dikes present.	cla	DIS	m	bio	DIS	m	
Nucleus	GRD09-133	W. Barnes		5-Jul-09				105.23	107.14	BRX	BRX	cla	qtz				P	MO	SCH	GRA	Another breccia unit. Unit starts as strongly clay altered layers of schist and possible granite. Then the unit transitions in a mixture of clay and silicified clasts of schist and granite in a clay quartz sulphide matrix. Clasts are subrounded and 2-50mm in size. Then the transitions back into a mixed clay altered schist and granite unit and ends in a clay altered schist unit. Clay within the unit is mainly from the alteration of feldspars and biotite. Granitic sections contain disseminated fine dark sulphides.	cla	PAT	s	ser	DIS	w	
Nucleus	GRD09-133	W. Barnes		5-Jul-09				107.14	108.91	MGR	MGR	fds	qtz			FG	EG	BL			Typical altered microgranite. Unit is mostly composed of feldspar and quartz. Almost all feldspars have been altered to kaolinite with some sections leached leaving a pitted appearance. Upper contact is broken. Spotty disseminated fine black sulphides.	kao	PER	s				
Nucleus	GRD09-133	W. Barnes		5-Jul-09				108.91	109.63	SCH	SCH	cla	qtz			FG	BL	FO			Alteration has obliterated most of the original characteristics of the rock. Unit has a similar texture appearance to the schist below, just very altered. Unit probably contained biotite feldspar and quartz, but most of the feldspars and biotite have been altered to light and dark clays giving a white and gray gneissic appearance. Spotty remnant biotites still present. Some of the mafic sections look to be replaced by fine dark sulphides and pyrite. Microgranite dike present.	cla	BAN	s	ser	DIS	w	
Nucleus	GRD09-133	W. Barnes		5-Jul-09				109.63	111.66	SCH	SCH	bio	qtz			FG	FO				Unit has become less altered is more dark grey and foliated with a gneissic texture. Unit is composed of biotite, quartz and feldspar. Difficult to distinguish between some quartz and feldspars. Some biotite appears to be secondary purple colour especially at the upper section. Some biotite seems to be wrapping around some grains of quartz and feldspar or bands of quartz and feldspar like a mylonite. Some feldspars have been altered to clay. Some biotite has been bleached and altered to clay and quartz. Some minor disseminated pyrite and chalcopyrite. Small fault present.	cla	DIS	w	bio	DIS	w	

Dataset	Hole_ID	Logged_by	Edited_by	Date_Logged	Ox_Fro	Ox_To	OXIDATION	Lith_From	Lith_To	Litho	Litho_orig	Litho-1	Litho-2	% qtz Phenocryst	% fds Phenocryst	Grain Size	Texture-1	Texture-2	BxClast_1	BxClast_2	Lithology Description	Dominant Alteration	Dominant Alteration Style(occurrence)	Dominant Alteration Intensity	Secondary Alteration	Secondary Alteration Style(occurrence)	Secondary Alteration Intensity	Alteration Description
Nucleus	GRD09-133	W. Barnes		5-Jul-09				111.66	112.43	GRN	GRN	fds	qtz		15	FG	PO				Into a porphyritic granite or microgranite or PPF. Unit is composed of 15% feldspar phenocrysts 2-4mm in size and subhedral to euhedral in shape. Some appear fresh and others are altered to sericite. Matrix is fine grained and is composed of feldspar and quartz. At the start of the unit the feldspars have been replaced by quartz and at the end the feldspars have been replaced by clay. Unit also contains phenocrysts of mafics, 2% 2-4mm in size. The mafic phencocrysts look like they were hornblende but now are biotite. Unit contains several small schist xenoliths. Minor disseminated pyrite.	ser	PHE	m	bio	PHE	s	
Nucleus	GRD09-133	W. Barnes		5-Jul-09				112.43	113.73	UNK	UNK	cla	qtz			FG	BL				Alteration has masked most of the original characteristics of this light grey unit. Unit could be a microgranite, unknown mylonite or clay altered schist. Definite microgranite section from 113.53m to 113.73m that is porphyritic. Matrix is fine grained composed of feldspar and quartz with most feldspars altered to clay. Some clays are dark grey and could be from the alteration of mafics. Some minor disseminated dark sulphides and pyrite. Unit is similar looking in sections to the unknown possible mylonite, this could an altered version. Definite contacts seen.	cla	DIS	s				
Nucleus	GRD09-133	W. Barnes		5-Jul-09				113.73	114.54	UNK	UNK	bio	qtz			FG	MY				Alteration has decreased from the unit above. Unit still looks like an unknown mylonite with clay after biotite and just biotite wrapping around grains of feldspar and quartz. Alteration is still masking most of the original characteristics of the rock. Some clay alteration of feldspars and biotite still present. Biotite present is purple and secondary. Minor disseminated pyrite and chalcopyrite.	cla	DIS	m	bio	DIS	w	
Nucleus	GRD09-133	W. Barnes		5-Jul-09				114.54	115.56	UNK	UNK	bio	qtz			MG	MY				Similar to above, but less altered. More purple secondary biotite present and less clay alteration of feldspars and biotite. Grains of feldspar appear to be porphyroblasts. Quartz appears as small sweats or discontinuous bands or porphyroblasts. Biotite is weaving through giving the mylonite texture. Some minor disseminated pyrite and chalcopyrite. Spotty siliceous selvage around some veins and limonite in the selvage.	bio	DIS	s	cla	DIS	w	Minor quartz selvage around some veins.
Nucleus	GRD09-133	W. Barnes		5-Jul-09				115.56	118.76	SCH	SCH	qtz	bio			MG	FO	MY			Unit has become less mylonitic and more schist looking. Unit is in the transition zone between a mylonite and a schist. Unit is composed of quartz, biotite and feldspars. Biotite has a purple colour and looks secondary and in between bands and minor grains of quartz and feldspar. Quartz and felspar bands are stretched and broken. Spotty clay alteration of some feldspars. Minor disseminated pyrite and chalcopyrite and pyrrhotite. Small PPF dike from 117.29m to 117.44m.	bio	BAN	s	cla	DIS	w	
Nucleus	GRD09-133	W. Barnes		5-Jul-09				118.76	119.43	SCH	SCH	qtz	bio			FG	FO	MY			Similar to above, but alteration has obliterated some of the characteristics of the rock. Most feldspars have been altered to clay and sericite. Some biotite has been altered to clay. Fracturing has increased and a small fault is present with gouge and ground up host rock. Fault x-cuts foliation.	cla	BAN	m	ser	BAN	w	

Dataset	Hole_ID	Logged_by	Edited_by	Date_Logged	Ox_Fro	Ox_To	OXIDATION	Lith_From	Lith_To	Litho	Litho_orig	Litho-1	Litho-2	% qtz Phenocryst	% fds Phenocryst	Grain Size	Texture-1	Texture-2	BxClast_1	BxClast_2	Lithology Description	Dominant Alteration	Dominant Alteration Style(occurrence)	Dominant Alteration Intensity	Secondary Alteration	Secondary Alteration Style(occurrence)	Secondary Alteration Intensity	Alteration Description
Nucleus	GRD09-133	W. Barnes		5-Jul-09				119.43	120.77	UNK	UNK	qtz	bio			MG	MY	FO			Unit has become less altered now and is more mylonitic than a schist, but could be either or. Unit is composed of quartz, biotite and feldspars. Quartz and biotite occur as porphyroblasts or porphyroclasts with biotite weaving around them. Some felsic bands are stretched and broken. Foliation is still evident. Minor clay alteration of some feldspars. Increase in quartz alteration down the hole in contact with the microgranite below. Some biotite is purple and could be secondary. Spotty disseminated pyrite.	qtz	PAT	w	cla	DIS	w	
Nucleus	GRD09-133	W. Barnes		5-Jul-09				120.77	121.22	MGR	MGR	fds	qtz		2	FG	BL				Chill margin of a microgranite. Unit is fine grained and composed of feldspar and quartz. Most of the feldspar has been replaced by quartz giving a grey colour and bleached blended look. Spotty clay alteration of some feldspars as well. Unit does contain 2% feldspar phenocrysts 2mm in size and subhedral to euhedral in shape. Most feldspar phenocrysts are clay altered. Trace of disseminated pyrite.	qtz	DIS	m	cla	DIS	w	
Nucleus	GRD09-133	W. Barnes		5-Jul-09				121.22	135.89	MGR	MGR	fds	qtz		8	FG	PO	BL			Typical porphyrtic microgranite. Unit contains 8% feldspar phenocrysts 2-3mm in size and subhedral to euhedral in shape. Feldspar phenocrysts content gradually increases down hole from 3% to about 15%. Bottom of the unit almost looks granitic, but no contact seen. Most feldspar phenocrysts are either clay or sericite altered and some are leached in places leaving a pitted appearance. Matrix is fine grained and composed of feldspar and quartz. Some feldspars have been altered to clay. Unit seems to grade into the lower granite unit. No contact visible. Minor disseminated sulphides.	cla	DIS	m	ser	PHE	s	
Nucleus	GRD09-133	W. Barnes		5-Jul-09				135.89	136.45	GRA	GRA	fds	qtz			CG	EG				Equigranular granite composed of feldspars and quartz with minor mafics. Some feldspars have been altered to sericite giving the unit a slight green hue. Original mafics have been altered to biotite and chlorite. Some minor disseminated pyrite Contact with the upper microgranite is gradational.	ser	DIS	m	chl	DIS	w	
Nucleus	GRD09-133	W. Barnes		5-Jul-09				136.45	138.97	FAU	FAU	cla	bio			FG	GO				Faulted schist unit. Unit has been broken down and sheared to clay and remnant secondary biotite and minor quartz. Some biotite has been altered to chlorite. Some sections have a clay and sand texture. Some remnant calcite veins present but broken.	cla	PER	s	bio	DIS	w	
Nucleus	GRD09-133	W. Barnes		5-Jul-09				138.97	139.54	SCH	SCH	bio	qtz			FG	FO				Foliated biotite quartz schist with minor feldspars. Unit could be a mylonite, some sections look like a sheared granite. Some felsic bands look like intrusions with graphic texture following foliation. Some quartz grains look like porphyroblasts rolled between biotite layers. Some biotite looks secondary and minor clay alteration of some feldspars. Minor pyrite on fractures and disseminated	bio	BAN	m	cla	DIS	w	
Nucleus	GRD09-133	W. Barnes		5-Jul-09				139.54	140.44	MGR	MGR	fds	qtz			FG	BL	EG			Microgranite mostly composed of feldspar and quartz in a crystalline texture. Unit starts off as a very altered section of the above schist or chill margin of the microgranite being very siliceous with minor secondary biotite, feldspar, and sericite. This runs from 139.54m to 139.78m. Next is the typical microgranite unit to 140.12m with some sericite altered feldspars. Then to 140.27m is another section like the start, probably altered schist or mylonite. Then to 140.44m is typical microgranite. There are sharp contacts with the altered sections and the schist and the microgranite. Minor disseminated pyrite.	ser	DIS	w				

Dataset	Hole_ID	Logged_by	Edited_by	Date_Logged	Ox_Fro	Ox_To	OXIDATION	Lith_From	Lith_To	Litho	Litho_orig	Litho-1	Litho-2	% qtz Phenocryst	% fds Phenocryst	Grain Size	Texture-1	Texture-2	BxClast_1	BxClast_2	Lithology Description	Dominant Alteration	Dominant Alteration Style(occurrence)	Dominant Alteration Intensity	Secondary Alteration	Secondary Alteration Style(occurrence)	Secondary Alteration Intensity	Alteration Description
Nucleus	GRD09-133	W. Barnes		5-Jul-09				140.44	142.03	UNK	UNK	bio	qtz			FG	FO	MY			Possible mylonite unit or schist or an in between phase between the two. Unit is composed mainly of biotite and quartz with minor feldspars. Unit is foliated with foliation mainly seen in more mafic and felsic rich bands. Unit looks like a biotite rich sheared granite with biotite weaving through the grains of quartz and feldspar. Quartz and feldspar grains are porphyroblasts or porphyroclasts. Minor disseminated and blebs of pyrite and trace of chalcopyrite associated with the pyrite. Few felsic bands probable remnant intrusions with graphic texture.	bio	DIS	w	qtz	SEL	tr	
Nucleus	GRD09-133	W. Barnes		5-Jul-09				142.03	144.2	UNK	UNK	bio	qtz			CG	MY	FO			Another possible unknown mylonite unit. Unit is similar to above but coaser grained and contains more stretch felsic bands and augens and quartz sweats. Biotite is wrapping around the quartz and feldspar grains and other felsic bands. Biotite is purple/brown colour and looks secondary. Some feldspars and biotite are clay altered especially around strong shear zones and fractures. Minor disseminated pyrite.	bio	BAN	m	cla	PAT	w	
Nucleus	GRD09-133	W. Barnes		5-Jul-09				144.2	149.22	SCH	SCH	bio	qtz			FG	FO				Unit resembles more of a schist rather than a mylonite. Some sections could be a mylonite with quartz and feldspar grains wrapped by biotite (quartz and feldspar porphyroblasts). Unit is more of a foliated biotite quartz schist with minor feldspars. Some definite schistose layering. Some biotite appears dark purple and secondary. Spotty clay alteration of some feldspars and biotite especially near some fractures and a fault. Some minor chlorite alteration of some biotite as well. Spotty clay and silica selvage around some veins. Minor disseminated pyrite and trace of chalcopyrite. Small Microgranite dike present.	cla	PAT	w	chl	PAT	w	
Nucleus	GRD09-133	W. Barnes		5-Jul-09				149.22	149.87	UNK	UNK	qtz	bio			FG	MY	MO			Possible mylonite section but alteration is masking some of the characteristics of the rock. Unit is composed of quartz and biotite with minor feldspars. Some schist looking sections. Some biotite has been silicified. Spotty sericite alteration of some feldspars. Epidote present in patches. Minor disseminated pyrite. Some biotite appears to be wrapping around some quartz and feldspar porphyroblasts or clasts. Spotty quartz altered selvage around some veins.	qtz	PAT	w	epi	PAT	w	
Nucleus	GRD09-133	W. Barnes		5-Jul-09				149.87	152.4	UNK	UNK	qtz	bio			MG	MY	FO			Another possible mylonite unit (sheared granite/schist) or schist unit. Unit is mostly composed of quartz, biotite and feldspar. Quartz and feldspars occur as porphyroblast or clast grains or discontinuous stretched bands with biotite wrapping around them. Patchy sections where some feldspars and biotite are altered to clay and sericit especially around some fractures. Some biotite has a purple colour and could be secondary. Some minor disseminated pyrite. Small microgranite dike present.	cla	PAT	w	ser	PAT	w	
Nucleus	GRD09-133	W. Barnes		5-Jul-09				152.4	153.85	SCH	SCH	bio	qtz			FG	BL	FO			Alteration has obliterated most of the original characteristics of the rock. Unit was mostly composed of biotite quartz and feldspar. Now most biotite and all feldspars have been altered to clay and sericite giving a light buff colour to the rock. Rare purple secondary biotite present. Unit may have been a mylonite. Some minor disseminated pyrite and fine dark sulphides.	cla	BAN	s	ser	BAN	w	

Dataset	Hole_ID	Logged_by	Edited_by	Date_Logged	Ox_Fro	Ox_To	OXIDATION	Lith_From	Lith_To	Litho	Litho_orig	Litho-1	Litho-2	% qtz Phenocryst	% fds Phenocryst	Grain Size	Texture-1	Texture-2	BxClast_1	BxClast_2	Lithology Description	Dominant Alteration	Dominant Alteration Style(occurrence)	Dominant Alteration Intensity	Secondary Alteration	Secondary Alteration Style(occurrence)	Secondary Alteration Intensity	Alteration Description
Nucleus	GRD09-133	W. Barnes		6-Jul-09				153.85	156.19	UNK	UNK	bio	qtz			CG	MY	FO			Possibly mylonite again dominated by biotite and quartz and feldspar. Unit looks like it was a schist just more shear has obliterated it. Possible sheared granite. Remnant stretched felsic bands that some are broken. Some grains of quartz and feldspar are rolled and wrapped by biotite, porphyroblastic. Unit starts with clay and sericite altered biotite and feldspar but alteration decreases down the hole. Some biotite has a purple colour and appears secondary. Minor disseminated pyrite and chalcopyrite.	cla	PAT	m	ser	DIS	w	
Nucleus	GRD09-133	W. Barnes		8-Jul-09				156.19	157.49	SCH	SCH	bio	qtz			FG	FO	BX			Unit looks more like a biotite schist with minor quartz and feldspars. Most biotite has been altered to purple secondary biotite. Some feldspars have been altered to clay.Slight mylonite look to the rock. Increased brecciation/crackle brecciation down the hole with calcite and quartz filling the cracks. Minor disseminated pyrite. Foliation present but random.	bio	BAN	s	cla	DIS	w	
Nucleus	GRD09-133	W. Barnes		8-Jul-09				157.49	159.71	SCH	SCH	cla	qtz			FG	BX	FO	SCH		Alteration and brecciation has obliterated most of the original characteristics of the rock. Schist is mostly fractured with clay and quartz and minor sulphides infill. Most of the unit is a highly fractured with some clast movement schist. Remnant quartz bands appear broken and brecciated. All biotite and feldspars have been altered to clay and sericite. Some very fine disseminated pyrite and dark sulphides.	cla	PER	s	ser	DIS	w	
Nucleus	GRD09-133	W. Barnes		8-Jul-09				159.71	161.13	FBX	FBX	cla	qtz				P	Z	SCH	MGR	Breccia or fault breccia within the schist. Minor gougy clay sections. Foliation random due to rotated and brecciated frgaments. Unit is highly fractured. Some sections are brecciated and some sections faulted. Schist clasts are subangular and intensly clay altered. Matrix is composed of clay and minor quartz. Brecciation decreases down the hole and mostly looks like a brecciated/crackle brecciated schist with no rotating of clasts. Possible microgranite clasts present but alteration is making is difficult to tell. Minor disseminated pyrite and fine dark sulphides within the schist.	cla	PER	s				
Nucleus	GRD09-133	W. Barnes		8-Jul-09				161.13	165.29	SCH	SCH	cla	qtz			FG	BX	FO			Back into a brecciated/crackle brecciated schist. Brecciation decreases down the hole. Schist is fractured with the fractures filled with clay and minor quartz and dark sulphides. Schist is pervasively clay altered with no remnant mafics or feldspars. Minor quartz remains and broken quartz bands. Foliation evident in patches but mostly appears as random due to faulting and brecciation of the rock and bending of the rock. Minor disseminated pyrite and fine dark sulphides.	cla	PER	s	ser	DIS	w	
Nucleus	GRD09-133	W. Barnes		8-Jul-09				165.29	165.98	GRA	GRA	fds	qtz			CG	EG				Granite section with some microgranite intrusions and schist xenoliths. Granite is composed of feldspars and quartz with minor mafics. Some feldspars are altered to sericite. Mafics have been altered to biotite and sericite. Pyrite is disseminated. Microgranite section is mainly feldspar and quartz.	ser	DIS	w	bio	DIS	w	
Nucleus	GRD09-133	W. Barnes		8-Jul-09				165.98	166.59	SCH	SCH	bio	qtz			FG	FO				Biotite quartz schist with minor feldspars. Foliation is good partly but is random due to the granitic dikes pulling it. Some biotite and quartz seems to be silicified probably due to the intrusions. Spotty clay present probably from the bending of the schist altering some feldspar and biotite. Biotite present is dark purple and could be considered secondary. Good disseminated pyrite throughout. Granitic dike present. Unit could be a xenolith due to more granite below.	bio	DIS	m	qtz	PAT	w	

Dataset	Hole_ID	Logged_by	Edited_by	Date_Logged	Ox_Fro	Ox_To	OXIDATION	Lith_From	Lith_To	Litho	Litho_orig	Litho-1	Litho-2	% qtz Phenocryst	% fds Phenocryst	Grain Size	Texture-1	Texture-2	BxClast_1	BxClast_2	Lithology Description	Dominant Alteration	Dominant Alteration Style(occurrence)	Dominant Alteration Intensity	Secondary Alteration	Secondary Alteration Style(occurrence)	Secondary Alteration Intensity	Alteration Description
Nucleus	GRD09-133	W. Barnes		8-Jul-09				166.59	167.47	GRA	GRA	fds	qtz			CG	BX	EG			Unit is composed of 65% granite material and 35% schist material. Granite is intruding the schist causing some mild brecciation. Granite is composed of feldspar and quartz with minor mafics. Some feldspars have been altered to sericite. Mafics look to be altered to biotite first then chlorite with minor biotite remaining. Minor disseminated pyrite present. Schist sections are mainly biotite quartz schist.	ser	DIS	w	chl	DIS	w	
Nucleus	GRD09-133	W. Barnes		8-Jul-09				167.47	167.91	SCH	SCH	qtz	cla			FG	FO	BL			Alteration has obliterated most of the characteristics of the rock. Unit is mostly composed of quartz, clay and feldspars. Unit might be a felsic rich schist, or most mafics have been altered to clay and sericite. Unit could be a well foliated microgranite or mylonite. Some clay has been silcified. Some minor disseminated dark sulphides and pyrite.	cla	BAN	m	qtz	BAN	w	
Nucleus	GRD09-133	W. Barnes		8-Jul-09				167.91	168.8	GRA	GRA	fds	qtz			CG	EG				Typical coarse grained granite composed mainly of feldspar with lesser quartz and minor mafics. Minor feldspars are altered to sericite giving a green hue. Spotty mafics have been altered to biotite and possible sericite. Minor disseminated pyrite and fine dark sulphides some associated with biotite. Schist xenolith present.	ser	DIS	w	bio	DIS	w	Some sericite selvage around some veins.
Nucleus	GRD09-133	W. Barnes		8-Jul-09				168.8	171.19	SCH	SCH	qtz	cla			FG	FO	BL			Back into an altered schist similar to the one encountered before the granite above. Unit could have been a felsic rich schist, well foliated microgranite or a mylonite. Any mafics and probably feldspars have been altered to clay and sericite with some clays then being silicified. Unit has a grey colour from the clay and quartz. Unit has a similar texture to some of the more biotite rich schists. Minor disseminated and dendritic pyrite and fine dark sulphides. A few microgranite dikes present and one with graphic texture.	cla	BAN	m	qtz	BAN	w	Some sericite in bands and selvages of veins.
Nucleus	GRD09-133	W. Barnes		8-Jul-09				171.19	172.77	SCH	SCH	bio	qtz			FG	FO	FX			Back into a biotite quartz schist with feldspar that is fairly fractured and broken. Fracturing is following the foliation. Unit could be a mylonite with some boudins and stretching of some quartz bands. Biotite is purple and probably secondary. Some bands are quite siliceous and looks like quartz replacement. Minor sections of clay alteration mainly around some fractures. Some minor disseminated pyrite.	bio	PAT	m	qtz	BAN	w	
Nucleus	GRD09-133	W. Barnes		8-Jul-09				172.77	177.88	SCH	SCH	cla	qtz			FG	FO	BL			Back into another felsic rich schist. Alteration is masking most of the original characteristics of the rock. Unit may have been a mylonite or sheared microgranite. Unit could also be an altered biotite quartz feldspar schist. Intense clay alteration is giving the bleached white look to the rock. Clays include sericite and kaolinite. Minor disseminated pyrite and fine dark sulphides. A couple of microgranite dikes present.	cla	BAN	m	ser	BAN	w	
Nucleus	GRD09-133	W. Barnes		8-Jul-09				177.88	180.73	SCH	SCH	cla	qtz			FG	FX	FO			Similar to the above unit but highly fractured with kaolinite on fracture surfaces. Unit becomes silicified towards the end of the unit. A clay altered granite dike is present.	cla	BAN	m	qtz	PAT	w	
Nucleus	GRD09-133	W. Barnes		8-Jul-09				180.73	181.51	FBX	FBX	cla	qtz				M	FX	SCH		Unit is highly altered and fractured schist unit. Schist sections are broken with strong clay alteration. Fractures are infilled mainly with clays. Minor disseminated dark sulphides and pyrite.	cla	DIS	s				

Dataset	Hole_ID	Logged_by	Edited_by	Date_Logged	Ox_Fro	Ox_To	OXIDATION	Lith_From	Lith_To	Litho	Litho_orig	Litho-1	Litho-2	% qtz Phenocryst	% fds Phenocryst	Grain Size	Texture-1	Texture-2	BxClast_1	BxClast_2	Lithology Description	Dominant Alteration	Dominant Alteration Style(occurrence)	Dominant Alteration Intensity	Secondary Alteration	Secondary Alteration Style(occurrence)	Secondary Alteration Intensity	Alteration Description
Nucleus	GRD09-133	W. Barnes		8-Jul-09				181.51	182.93	MGR	MGR	fds	qtz			FG	BX	FX			Unit starts off as a small sections of clay and silica altered schist and then enters a microgranite. Microgranite unit is mainly mixed with some schist and granite material in brecciated sections. Most feldspars in the microgranite and granite have been altered to sericite and other clays as by the slight green hue to the rock. Schist fragments are also highly clay altered. Some finely disseminated dark sulphides in the microgranite and granite sections.	ser	DIS	m	cla	DIS	w	
Nucleus	GRD09-133	W. Barnes		8-Jul-09				182.93	187.55	SCH	SCH	bio	qtz			FG	FO				More typical, but altered biotite quartz schist with foliation. Unit is mostly composed of biotite with lesser quartz and minor feldspars. Unit starts off with all biotite and feldspars altered to clay. Then the unit transitions into a secondary purple biotite quartz schist with spotty clay alteration near fractures. Then the rest of the unit is moderately altered with some biotite and feldspars altered to clay. Biotite still apears secondary due to purple colour. Down the hole towards the granite contact the foliation becomes near parallel to the core axis. Some spotty disseminated pyrite present. A couple of granite dikes present.	bio	BAN	s	cla	DIS	w	
Nucleus	GRD09-133	W. Barnes		8-Jul-09				187.55	191.28	GRA	GRA	fds	qtz			CG	EG	BX	GRA	SCH	Section is mostly composed of granite with some minor schist sections and xenoliths. Unit is about 65% granite and 35% quartz biotite schist with secondary biotite. Granite is mostly composed of feldspar and quartz with minor mafics. Some feldspars are altered to sericite and clay. Original mafics have been altered to biotite. Unit contains minor disseminated pyrite and chalcopyrite. Schist sections are from 187.90m to 187.98m, 188.87m to 188.93m, 189.14m to 189.34m, 190.80m to 191.00m	cla	DIS	w	ser	DIS	w	
Nucleus	GRD09-133	W. Barnes		8-Jul-09				191.28	192.69	SCH	SCH	bio	qtz			FG	FO				Biotite schist mainly with minor feldspar and quartz. Unit is mostly composed of purple secondary biotite. Minor clay alteration of some feldspars and biotite for the first half of the unit. Slight quartz replacement of some biotite and feldspars in the second half of the unit. Towards the end in contact with the granite below is faulted. Minor chlorite alteration of biotite in the second half of the unit. Decent disseminated pyrite at the start and decreases down the hole. Minor granitic intrusion present.	bio	PAT	s	cla	DIS	w	
Nucleus	GRD09-133	W. Barnes		8-Jul-09				192.69	193.3	GRA	GRA	fds	qtz			CG	EG				Typical granite composed of feldspar and quartz with minor mafics. Unit is minorly faulted at the start in contact with the above schist. Some feldspars are altered to sericite. The original mafics have been altered to biotite and the some to sericite. Minor disseminated pyrite present. Minor biotite quartz schist xenoliths present.	ser	DIS	w	bio	DIS	w	
Nucleus	GRD09-133	W. Barnes		8-Jul-09				193.3	194.95	SCH	SCH	bio	qtz			FG	FO				Foliated schist composed of mostly biotite with lesser quartz and feldspars. Definite mafic rich and felsic rich bands. Felsic bands are thin and few. Some biotite has been altered to chlorite. Biotite is a dark brown/purple. Some feldspars are clay altered. Biotite and feldspars are mostly clay altered near fractures and minor faults. Trace of disseminated pyrite present.	chl	PAT	w	cla	PAT	w	

Dataset	Hole_ID	Logged_by	Edited_by	Date_Logged	Ox_Fro	Ox_To	OXIDATION	Lith_From	Lith_To	Litho	Litho_orig	Litho-1	Litho-2	% qtz Phenocryst	% fds Phenocryst	Grain Size	Texture-1	Texture-2	BxClast_1	BxClast_2	Lithology Description	Dominant Alteration	Dominant Alteration Style(occurrence)	Dominant Alteration Intensity	Secondary Alteration	Secondary Alteration Style(occurrence)	Secondary Alteration Intensity	Alteration Description
Nucleus	GRD09-133	W. Barnes		8-Jul-09				194.95	196.74	SCH	SCH	bio	qtz			FG	FO	BL			Alteration has obliterated most of the characteristics of the unit. Unit seems to be and extremely altered version of the unit just above. Minor biotite remains, but most biotite and all feldspars have been altered to clay and sericite. Minor chlorite present from the alteration biotite so biotite may have been altered to chlorite and then clay. Some minor fine dark sulphides disseminated. A small microgranite dike is at the end of the unit.	cla	BAN	s	ser	BAN	w	
Nucleus	GRD09-133	W. Barnes		8-Jul-09				196.74	199.97	SCH	SCH	bio	qtz			FG	FO				Alteration has decreased. Unit is foliated and composed mostly of biotite with minor quartz and feldspars. Felsic banding still present. Most biotite is purple/brown possible secondary with some altered to clay/sericite and chlorite. Feldspars are altered to clay usually where biotite is altered to clay. Increased clay alteration occurs possibly in a more sheared zone and around a microgranite and granite dikes. Some minor disseminated pyrite along the foliation. Granite intrusion at the end of the unit causing it to be brecciated.	bio	BAN	M	cla	BAN	w	
Nucleus	GRD09-133	W. Barnes		8-Jul-09				199.97	201.22	SCH	SCH	cla	qtz			FG	BX	FO			Alteration has obliterated most of the charcteristics of the rock. Foliation is still evident, but the unit is slightly brecciated making the foliation not consistent. Unit is mostly composed of clay/sericite with minor quartz bands. Clay and sericite is probably from the alteration of mafics and feldspars, or the unit was a felsic schist and the clay is from feldspars. Clay is giving the buff colour to the rock. Spotty purple colour could be from secondary biotite. Brecciated section contains veins and stringers of calcite, quartz and sulphides. Minor disseminated pyrite along the foliation.	cla	BAN	s	ser	BAN	w	
Nucleus	GRD09-133	W. Barnes		8-Jul-09				201.22	202.39	SCH	SCH	bio	qtz			FG	MO				This section of the schist contains a few granite dikes which have caused the foliation to be random. Schist is mainly composed of dark purple secondary biotite and quartz with minor feldspars. Minor clay present probably from the alteration of feldspars and some minor biotite. Unit could be a mylonite. Granites are the typical type. Some minor disseminated pyrite within the schist and granites.	bio	PAT	s	cla	DIS	w	
Nucleus	GRD09-133	W. Barnes		8-Jul-09				202.39	203.08	GRA	GRA	fds	qtz			CG	EG				Granite composed of feldspar and quartz with minor mafics. Some feldspars have been altered to clay. Original mafics look to be altered to a dark clay possibly some chlorite and sulphides associated with them. Unit contains some disseminated pyrite and chalcopyrite with most of the mineralization near the contacts. Spotty hematite. Upper contact is uneven.	cla	DIS	m	chl	DIS	tr	
Nucleus	GRD09-133	W. Barnes		8-Jul-09				203.08	204.06	UNK	UNK	bio	qtz			MG	MY				Another possible mylonite unit (sheared granite/schist). Unit contains medium grained porphyroblasts or porphyroclasts of quartz and feldspars wrapped by purple secondary biotite (mylonite texture). Foliation is evident and some minor thin felsic bands present that look like a granitoid. Some clay alteration of some feldspars present. Some disseminated pyrite.	bio	BAN	m	cla	DIS	w	
Nucleus	GRD09-133	W. Barnes		8-Jul-09				204.06	205.49	GRA	GRA	fds	qtz			CG	EG				Granite composed of feldspar and quartz with minor mafics. Some feldspars have been altered to clay. Original mafics look to be altered to a biotite and dark clay with sulphides associated with them. Unit contains some disseminated pyrite. Minor biotite quartz schist xenolith poresent.	cla	DIS	w	bio	DIS	w	

Dataset	Hole_ID	Logged_by	Edited_by	Date_Logged	Ox_Fro	Ox_To	OXIDATION	Lith_From	Lith_To	Litho	Litho_orig	Litho-1	Litho-2	% qtz Phenocryst	% fds Phenocryst	Grain Size	Texture-1	Texture-2	BxClast_1	BxClast_2	Lithology Description	Dominant Alteration	Dominant Alteration Style(occurrence)	Dominant Alteration Intensity	Secondary Alteration	Secondary Alteration Style(occurrence)	Secondary Alteration Intensity	Alteration Description
Nucleus	GRD09-133	W. Barnes		8-Jul-09				205.49	206.88	SCH	SCH	bio	qtz			FG	FO				Foliated schist or possible mylonite. Unit is mostly composed of biotite with lesser quartz and feldspars. Biotite is a purple colour and secondary and in spots altered to clay near shear zones. Most feldspars are altered to clay especially near shear zones. Unit has some quartz and feldspar grains wrapped by biotite. Minor hematite and pyrite present.	bio	BAN	s	cla	DIS	w	
Nucleus	GRD09-133	W. Barnes		8-Jul-09				206.88	207.98	GRA	GRA	fds	qtz			CG	EG				Typical coarse grained granite composed of feldspar and quartz with minor mafics. Some feldspars are altered to clay. Original mafics have been altered to biotite and dark grey clay. Some sulphides are associated with the mafics. Minor hematite and pyrite disseminated. Biotite quartz schist xenolith present. Sulphide rich vein at upper contact.	cla	DIS	m	bio	DIS	w	
Nucleus	GRD09-133	W. Barnes		8-Jul-09				207.98	208.5	SCH	SCH	cla	chl			FG	BX				Highly altered and brecciated schist. Unit is composed of clay and chlorite and quartz. The clay and chlorite are probably from the alteration of biotite and feldspars. Unit is fractured and filled with stockwork calcite veining. Minor secondary biotite remains away from the stockwork. Minor disseminated pyrite.	cla	PAT	m	chl	PAT	w	
Nucleus	GRD09-133	W. Barnes		8-Jul-09				208.5	209.71	GRA	GRA	fds	qtz			CG	EG				Typical granite composed of feldspar and quartz with minor mafics. Amount of mafics increases downhole with sulphides. Some feldspars are altered to sericite. Original mafics are altered to biotite and dark clay with sulphides associated with them. Minor pyrite, hematite and chalcopyrite disseminated.	ser	DIS	w	bio	DIS	w	
Nucleus	GRD09-133	W. Barnes		8-Jul-09				209.71	213.19	SCH	SCH	bio	qtz			FG	FO				Foliated schist composed of biotite, quartz and lesser feldspar. Biotite is purple and probably secondary. Some feldspars altered to clay. Patchy silicification of the schist. Some biotite altered to clay. A couple of boudins seen, possible mylonite sections present. Minor disseminated pyrite. Granitic dike present.	cla	DIS	w	qtz	PAT	w	
Nucleus	GRD09-133	W. Barnes		8-Jul-09				213.19	213.59	FAU	FAU	bio	cla			FG	FA				Schist that looks like it exploded into sand grains. Secondary biotite and minor quartz and clay remain. Clay is probably from the alteration of feldspars and biotite.	bio	DIS	m	cla	DIS	m	
Nucleus	GRD09-133	W. Barnes		8-Jul-09				213.59	214.49	UNK	UNK	bio	qtz			MG	MY				Another possibly mylonite unit composed of secondary biotite wrapping around quartz and feldspar grains (porphyroblasts). Some feldspar grains are altered to calcite and clay. Minor felsic bands present, but some are stretched and some are broken. Minor disseminated pyrite.	bio	BAN	s	cal	DIS	w	
Nucleus	GRD09-133	W. Barnes		8-Jul-09				214.49	215.01	FAU	FAU	bio	cla			FG	FA				Similar to the fault just above the mylonite unit above. Exploded sandy texture with secondary biotite, clay and quartz grains.	bio	DIS	m	cla	DIS	m	
Nucleus	GRD09-133	W. Barnes		8-Jul-09				215.01	216.2	GRA	GRA	fds	qtz			CG	FX	EG			Moderately fractured equigranular granite. Section is about 65% granite and 35% schist or mylonite similar to the above unit. Fractures are random. Granite is mostly composed of feldspar, quartz and minor mafics. Some feldspars are altered to sericite. Original mafics have been altered to biotite and minor clay. Minor disseminated pyrite.	ser	DIS	w	bio	DIS	w	
Nucleus	GRD09-133	W. Barnes		9-Jul-09				216.2	217.34	UNK	UNK	bio	qtz			MG	MY				Another possible mylonite unit composed of biotite, quartz and feldspar. Biotite is purple and some possibly secondary and is wrapping around grains of quartz and feldspar (porphyroblasts, augens). Some feldspars are clay altered. Minor disseminated pyrite. Granite dike present.	cla	DIS	w	bio	DIS	w	

Dataset	Hole_ID	Logged_by	Edited_by	Date_Logged	Ox_Fro	Ox_To	OXIDATION	Lith_From	Lith_To	Litho	Litho_orig	Litho-1	Litho-2	% qtz Phenocryst	% fds Phenocryst	Grain Size	Texture-1	Texture-2	BxClast_1	BxClast_2	Lithology Description	Dominant Alteration	Dominant Alteration Style(occurrence)	Dominant Alteration Intensity	Secondary Alteration	Secondary Alteration Style(occurrence)	Secondary Alteration Intensity	Alteration Description
Nucleus	GRD09-133	W. Barnes		9-Jul-09				217.34	219.67	UNK	UNK	cla	qtz			FG	MY	BL			Alteration has obliterated most of the original characteristics of the rock. Unit has the same texture as the mylonite as above. Unit is dominated by clay alteration. Some quartz remains and spotty secondary purple biotite. Alteration decreases down the hole with more purple biotite present. Some sections of granite present, could be dikes or remnant sections of the protolith. Minor disseminated pyrite and sulphides.	cla	DIS	s				
Nucleus	GRD09-133	W. Barnes		9-Jul-09				219.67	224.44	UNK	UNK	bio	qtz			FG	MY				Another possible mylonite unit with foliation or bands. Unit is mostly composed of biotite, quartz and feldspars. Minor biotite is secondary and some altered to clay. Some feldspars are altered to clay and sericite. Biotite is wrapping around quartz and feldspar grains (porphyroblasts). Unit becomes more clay altered towards the contact with the granite below.Minor disseminated pyrite.	cla	DIS	w	bio	DIS	w	
Nucleus	GRD09-133	W. Barnes		9-Jul-09				224.44	226.35	GRA	GRA	fds	qtz			CG	EG				Typical granite composed of feldspar and quartz with minor mafics. Minor feldspars are altered to clays (mixture of kaolinite and sericite). Original mafics present have been altered to biotite. Minor disseminated pyrite present.	cla	DIS	w	bio	DIS	w	
Nucleus	GRD09-133	W. Barnes		9-Jul-09				226.35	229.13	UNK	UNK	bio	qtz			FG	MY				Another possible mylonite unit composed of biotite and quartz with minor feldspar. Some strong foliation or mylonitization. Unit is dark brown/black. Minor secondary purple biotite. Some feldspars altered to clay. Some thin felsic/quartz bands present with some being stretched and squeezed. Biotite weaving through quartz and feldspar grains. Minor disseminated pyrite and pyrrhotite. Quartz selvage are some veins with sulphides.	bio	DIS	w	cla	DIS	w	
Nucleus	GRD09-133	W. Barnes		9-Jul-09				229.13	231.21	GRA	GRA	fds	qtz			CG	EG				Back into a typical granite composed of feldspars and quartz with little mafics. Some feldspars have been altered to clay. Original mafics have been altered to biotite and dark clay. Minor disseminated pyrite present. A few schist xeonliths present at the bottom of the unit causing the granite to contains some more mafics, from leaching.	cla	DIS	w	bio	DIS	w	
Nucleus	GRD09-133	W. Barnes		9-Jul-09				231.21	232.4	SCH	SCH	bio	qtz			FG	FO				Unit looks more like a schist than a mylonite. Minor mylonite texture seen in patches. Strong foliation. Unit is mostly composed of biotite with minor quartz and feldspar. Some biotite is purple/brown and secondary while some has been altered to chlorite. Spotty clay alteration probably from the feldspars. MInor disseminated pyrite.	bio	PAT	w	chl	PAT	w	
Nucleus	GRD09-133	W. Barnes		9-Jul-09				232.4	236.29	UNK	UNK	bio	qtz			MG	MY				Another possibly mylonite unit composed of biotite, quartz and feldspar. Some biotite is purple and secondary, Spotty clay alteration of some biotite. Some feldspars are altered to clay. Sections within the unit show foliation with stretched and discontinuous felsic bands. Other sections have porphyroblasts of quartz and feldspar within biotite bands. The bottom of the hole looks like a schist. Minor disseminated pyrite and chalcopyrite. A couple of granite dikes present.	bio	BAN	m	cla	DIS	w	
Nucleus	GRD09-133	W. Barnes		9-Jul-09				236.29	238.55	GRA	GRA	fds	qtz			CG	EG				Typical granite composed of feldspar and quartz with minor mafics. Some feldspars are clay/sericite altered with clay alteration increasing down hole. Original mafics were altered to biotite and now most altered to clay. Minor disseminated pyrite and fine dark sulphides with a trace of chalcopyrite.	cla	DIS	m	bio	DIS	w	

Dataset	Hole_ID	Logged_by	Edited_by	Date_Logged	Ox_Fro	Ox_To	OXIDATION	Lith_From	Lith_To	Litho	Litho_orig	Litho-1	Litho-2	% qtz Phenocryst	% fds Phenocryst	Grain Size	Texture-1	Texture-2	BxClast_1	BxClast_2	Lithology Description	Dominant Alteration	Dominant Alteration Style(occurrence)	Dominant Alteration Intensity	Secondary Alteration	Secondary Alteration Style(occurrence)	Secondary Alteration Intensity	Alteration Description
Nucleus	GRD09-133	W. Barnes	W. Barnes	9-Jul-09				238.55	240.5	QFP	PPF	fds	qtz		15	VF	PO				Unit is slightly different that other porphyritic units seen. Unit contains 15% feldspar phenocrysts 2-5mm in size and subhedral to euhedral in shape. Some feldspars are clay altered. Matrix is aphanitic mostly and composed of feldspars and minor quartz. At the start of the interval the feldspars in the matix are clay altered. Down hole the unit becomes silicified. Unit looks to contains minor purple biotite with a slight lineation. The purple colour could be very fine pyrrhotite as that is present. Unit also contains pyrite and chalcopyrite Upper contact with the granite is veined. Jan/10 unit is a QFP based on lithology, model and photos.	cla	PAT	m	qtz	PAT	m	
Nucleus	GRD09-133	W. Barnes	W. Barnes	9-Jul-09				240.5	242.4	QFP	PPF	fds	qtz	0.1	15	VF	PO	BL			Unit is similar to the PPF above except the alteration has increased. All phenocrysts have been altered to clay. Rare quartz eyes seen. Most feldspars within the matrix are altered to clay. T here is no pyrrhotite within this section, just pyrite, fine dark sulphides and minor chalcopyrite. Jan/10 unit is a QFP based on lithology, model and photos.	cla	PER	m	cla	PHE	i	
Nucleus	GRD09-133	W. Barnes	W. Barnes	9-Jul-09				242.4	244.58	QFP	PPF	fds	qtz		10	VF	PO				Back into a purple coloured section of the PPF. Unit contains 10% 2-6mm feldspar phenocrysts subhedral to euhedral in shape. Matrix is aphanitic and composed of feldspar and minor quartz. Some feldspars within the matrix are clay altered. Some secondary biotite present within the matrix and could biotite altering feldspars or clays. Unit contains disseminated pyrrhotite and minor pyrite and chalcopyrite. Jan/10 unit is a QFP based on lithology, model and photos.	bio	DIS	w	cla	PHE	i	Minor quartz selvage around some veins.
Nucleus	GRD09-133	W. Barnes		9-Jul-09				244.58	246.12	SCH	SCH	bio	qtz			FG	FO				Biotite quartz schist with minor feldspars. Foliation is moderate to strong with some mylonitic sections. Some felsic bands are stretched and pinched, slight boudinage. Some minor porphyroblasts of quartz and feldspar wrapped by biotite. Possibly an intermediate phase to a mylonite. Biotite is dark purple and secondary. Spotty clay alteration of some feldspars. Minor disseminated pyrite. Granite dike present.	bio	BAN	m	cla	DIS	tr	
Nucleus	GRD09-133	W. Barnes		9-Jul-09				246.12	246.81	UNK	UNK	qtz	bio			MG	MY	BL			Possible mylonite section, but alteration is masking some of the characteristics of the rock. Unit has some sections that look like a foliated granite. Could be a felsic rich mylonite. Minor secondary biotite remain as well as feldspar, but most have been replaced by quartz. Mineral grains look like they have been sheared. Minor disseminated pyrite and pyrrhotite.	qtz	PAT	m	bio	PAT	w	
Nucleus	GRD09-133	W. Barnes		9-Jul-09				246.81	248.16	UNK	UNK	bio	qtz			FG	MY				Another possible mylonite unit composed of biotite, quartz and feldspar. Biotite is purple and possibly secondary. Some feldspars are altered to sericite. Some sections have grains of feldspar and quartz with biotite wrapping them, other sections have augens or porphyroblasts stretched out with biotite wrapping them. Minor disseminated pyrite, chalcopyrite and pyrrhotite.	bio	BAN	s	ser	DIS	w	
Nucleus	GRD09-133	W. Barnes		9-Jul-09				248.16	250.36	UNK	UNK	bio	qtz			FG	BX	MY			Similar to the above unit, but highly fractured and crackle brecciated and brecciated in places. Fractures are in varied orientations as well as some of the matrix fill. Most infill is quartz and biotite. Fracturing decreases down the hole.	bio	PAT	s	ser	DIS	w	

Dataset	Hole_ID	Logged_by	Edited_by	Date_Logged	Ox_Fro	Ox_To	OXIDATION	Lith_From	Lith_To	Litho	Litho_orig	Litho-1	Litho-2	% qtz Phenocryst	% fds Phenocryst	Grain Size	Texture-1	Texture-2	BxClast_1	BxClast_2	Lithology Description	Dominant Alteration	Dominant Alteration Style(occurrence)	Dominant Alteration Intensity	Secondary Alteration	Secondary Alteration Style(occurrence)	Secondary Alteration Intensity	Alteration Description
Nucleus	GRD09-133	W. Barnes		9-Jul-09				250.36	251.97	UNK	UNK	bio	qtz			CG	MY				More typical possible mylonite with biotite wrapping around porphyroblasts of quartz and feldspar. Quartz and feldspar grains look rolled and slightly stretched. Some grains of quartz and feldspar are euhedral in shape. Some felsic bands remain. Looks like a sheared granite. Minor disseminated pyrite. Biotite is purple and probably secondary, minor sericite alteration of some feldspars.	bio	BAN	m	ser	DIS	w	
Nucleus	GRD09-133	W. Barnes		9-Jul-09				251.97	257.78	QFP	QFP	fds	qtz	4	50	VF	PO				Typical QFP unit with 50% feldspar phenocrysts 2-10mm in size and subhedral to euhedral in shape. Some large phenocrysts are zoned. Most feldspar phenocrysts are clay altered. Unit also contains 4% quartz phenocrysts 2-4mm in size and subhedral in shape. Matrix is aphanitic and composed of feldspar and minor quartz. Some feldspars in the matrix are clay altered while some are silcified.Unit also contains some fine grained biotite. Unit contains fine grained pyrite and chalcopyrite.	cla	PHE	s	cla	DIS	m	
Nucleus	GRD09-133	W. Barnes		9-Jul-09				257.78	258.68	BRX	BRX	cla	qtz				P	Z	SCH	MGR	Highly altered sections that looks brecciated. Alteration of the clasts is making it difficult to identify the lithology. Some clasts look like clay or silicified schist. Other clasts look like microgranite material, but could be schist or other. Clast range in size from a 3mm to 10cm or larger. Matrix is composed of clay, quartz, fine dark sulphides and pyrite.	cla	PAT	s	qtz	PAT	w	
Nucleus	GRD09-133	W. Barnes		9-Jul-09				258.68	259.58	GRA	GRA	fds	qtz			CG	EG				Typical granite again composed of feldspar, quartz and minor mafics. Some feldspars have been altered to clay. Original mafics have been altered to biotite. Unit looks slightly blended with mineral grains bleached, possible slight shear due to the QFP above. Minor disseminated pyrite. Unit contains a fair amount of schist xenoliths. Upper and lower contacts are brecciated.	cla	DIS	m	bio	DIS	w	
Nucleus	GRD09-133	W. Barnes		9-Jul-09				259.58	260.86	BRX	BRX	cla	fds				M	M	GRA	SCH	Brecciated schist unit with minor schist fragments which may have been schist xenoliths in the granite. Unit is 80% clasts and 20% matrix. Clast size is large and range in shape. Matrix is composed of broken down granitic material into mostly clay and minor quartz. Clay alteration of feldspar in the clasts. Minor biotite alteration of original mafics within the clasts. Minor disseminated pyrite within the clasts.	cla	DIS	m	bio	DIS	w	
Nucleus	GRD09-133	W. Barnes		9-Jul-09				260.86	263.09	GRA	GRA	fds	qtz			CG	EG				Back into a non brecciated granite with a few schist xenoliths. Section within the granite is sheared and has a slight foliation. Unit is still mainly composed of feldspar, quartz and minor mafics. Some feldspars are altered to clay/sericite. Original mafics look to have been altered to biotite then chlorite. Minor disseminated pyrite present.	cla	DIS	m	chl	DIS	w	
Nucleus	GRD09-133	W. Barnes		10-Jul-09				263.09	264.66	UNK	UNK	bio	fds			FG	MY				Another possible mylonite mostly composed of biotite, feldspar and minor quartz. Most biotite is secondary and purple in colour. Some feldspars are altered to clay. Most quartz and feldspars occure as small fine grained porphyroclasts. Some felsic bands present. A few granitic intrusions present. Minor disseminated pyrite.	bio	DIS	s	cla	DIS	w	
Nucleus	GRD09-133	W. Barnes		11-Jul-09				264.66	265.73	GRA	GRA	fds	qtz			CG	FX				Highly fractured and partly sheared granite with a foliation on half the unit. Unit contains many schist xenoliths. Unit is composed of feldspar and quartz with minor mafics. Some feldspars are clay altered and increases down hole. Original mafics are altered to biotite with biotite increasing down hole into the sheared section. Minor disseminated pyrite.	cla	DIS	w	bio	DIS	w	

Dataset	Hole_ID	Logged_by	Edited_by	Date_Logged	Ox_Fro	Ox_To	OXIDATION	Lith_From	Lith_To	Litho	Litho_orig	Litho-1	Litho-2	% qtz Phenocryst	% fds Phenocryst	Grain Size	Texture-1	Texture-2	BxClast_1	BxClast_2	Lithology Description	Dominant Alteration	Dominant Alteration Style(occurrence)	Dominant Alteration Intensity	Secondary Alteration	Secondary Alteration Style(occurrence)	Secondary Alteration Intensity	Alteration Description
Nucleus	GRD09-133	W. Barnes		11-Jul-09				265.73	269.92	SCH	SCH	bio	qtz			FG	FO	MY			Unit mostly looks like a foliated schist with some sections that have a mylonitic texture similar to the unit before the above granite. Unit is fairly fractured. Unit is composed of purple biotite, quartz and feldspars. Biotite is purple and secondary Some biotite has been altered to chlorite and sericite in patches. Patchy sections of epidote present from the alteration of feldspars. Spotty remnant amphiboles present altered to biotite and chlorite. Rare garnets present altered to biotite. Minor disseminated pyrite.	bio	BAN	m	chl	PAT	w	
Nucleus	GRD09-133	W. Barnes		11-Jul-09				269.92	272.86	UNK	UNK	bio	fds			FG	MY	FX			Back into a possible mylonite unit. Unit is mostly composed of biotite, quartz and feldspar. Some feldspar is purple and secondary. Some feldspars are altered to clay. Quartz and clay occur as porphyroclasts. Some quartz and feldspars occur as blebs. A couple of microgranite sections present. Unit id fairly fractured. Some clay and quartz altered selvage around some quartz veins. Minor disseminated pyrite and trace of chalcopyrite.	bio	BAN	m	cla	DIS	w	
Nucleus	GRD09-133	W. Barnes		11-Jul-09				272.86	276	UNK	UNK	bio	qtz			MG	MY				Still in a possible mylonitic unit with quartz and feldspar porphyroclasts in a biotite matrix. Some sections show more foliation than others and appear schist like. Some biotite looks secondary. More biotite is altered to chlorite and sericite. Some feldspars altered to clay/sericite. Some clay and quartz altered selvages around some quartz veins.	chl	PAT	w	cla	PAT	w	
Nucleus	GRD09-133	W. Barnes		11-Jul-09				276	277.02	UNK	UNK	fds	bio			CG	FO				Partially sheared/foliated granitic intrusion. Unit is 60% mylonite texture and 40% granite either crustalline or foliated. Mylonite sections are dominated by quartz and feldspar porphyroclasts of various sizes and shapes within a biotite matrix. Granitic sections are dominated by feldspar and quartz with minor mafics. Biotite in both are purple and secondary. Minor sericite alteration of some feldspars Minor disseminated pyrite and chalcopyrite.	bio	BAN	m	ser	DIS	w	
Nucleus	GRD09-133	W. Barnes		11-Jul-09				277.02	279.13	UNK	UNK	bio	qtz			MG	MY				Another possible mylonitic unit. Unit contains feldspar and quartz porphyroclasts from 1mm size to 3cm in size. Some porphyroclasts appear fractured. The quartz and feldspars are wrapped by biotite within the matrix. Biotite is dark purple and secondary. Minor clay alteration of some feldspars. Some minor granitic blobs present. Some minor disseminated pyrite and chalcopyrite.	bio	BAN	m	cla	DIS	w	
Nucleus	GRD09-133	W. Barnes		11-Jul-09				279.13	283.19	SCH	SCH	qtz	cla			FG	FO	BL			Alteration has obliterated most of the original characteristics of the rock. Unit is stronly foliated and composed of quartz, clay with minor feldspars and purple biotite. Clay and quartz occur in bands. Some silicification of the clay. Clay could be from the aleration of biotite and feldspars. Minor secondary biotite sections looks to blend with the clay sections. Could be just a felsic schist. Minor disseminated pyrite and chalcopyrite present.	cla	BAN	m	qtz	BAN	w	
Nucleus	GRD09-133	W. Barnes		11-Jul-09				283.19	283.95	SCH	SCH	bio	fds			FG	FO				Unit is moderately foliated and composed of purple biotite and feldspar and quartz. Difficult to distinguish between some feldspar and quartz. Definite banding present minor, small porphyroclasts present. Biotite is dark purple and secondary. Some feldspars have been altered to sericite. MInor disseminated pyrite.	bio	BAN	m	ser	DIS	w	

Dataset	Hole_ID	Logged_by	Edited_by	Date_Logged	Ox_Fro	Ox_To	OXIDATION	Lith_From	Lith_To	Litho	Litho_orig	Litho-1	Litho-2	% qtz Phenocryst	% fds Phenocryst	Grain Size	Texture-1	Texture-2	BxClast_1	BxClast_2	Lithology Description	Dominant Alteration	Dominant Alteration Style(occurrence)	Dominant Alteration Intensity	Secondary Alteration	Secondary Alteration Style(occurrence)	Secondary Alteration Intensity	Alteration Description
Nucleus	GRD09-133	W. Barnes		11-Jul-09				283.95	284.58	SCH	SCH	qtz	cla			FG	FO	BL			Back into a felsic schist similar to the one above the above biotite feldspar schist. Unit is dominated by clays and quartz with minor sections with secondary purple biotite. Minor feldspars present as well. Unit could be a felsic rich schist then clay altered and silicified in bands. Unit could have had biotite but was clay altered and then silcified in bands. Unit could have been a well foliated microgranite. Minor disseminated pyrite and chalcopyrite present.	qtz	BAN	m	cla	BAN	m	
Nucleus	GRD09-133	W. Barnes		11-Jul-09				284.58	285.14	SCH	SCH	bio	fds			FG	FO	MY			Section is mostly composed of purple secondary biotite feldspars and minor quartz. Most feldspars have been altered to clay/sericite. Some biotite is also altered to clay. Unit does have some mylonitic texture with lartge stretched porphyroclasts of feldspar and quartz that are fractured. Rhodocrosite vein at the start of the interval. Minor disseminated pyrite and sulphides.	bio	BAN	m	cla	BAN	m	
Nucleus	GRD09-133	W. Barnes		11-Jul-09				285.14	285.57	MGR	MGR	fds	qtz			FG	BL				Possible microgranite. Unit is composed of feldspar and quartz. Some feldspars are clay altered. Some clay and feldspars are silicified giving bleached light grey look. Unit could be an altered schist like a couple of unit above, but mostly a replaced crystalline texture. Spotty sections show foliation or a weak fabric of quartz, which is seen in some microgranites. Minor secondary biotite present and if a schist most of the biotite was altered to clay. Minor true granitic sections present but blend with the host rock. Minor disseminated pyrite and chalcopyrite.	qtz	DIS	m	cla	DIS	w	
Nucleus	GRD09-133	W. Barnes		11-Jul-09				285.57	286.1	UNK	UNK	bio	fds			FG	MY	BL			Alteration has obliterated some of the charcteristics of the rock. Unit was composed of biotite, feldspars and quartz. Most feldspars and some biotite have been altered to clay. Biotite present is purple and secondary. Some sections show fine grained porphyroclasts of quartz, clay and feldspars. Some sections look like a schist. Spotty possible augens present. Minor disseminated pyrite present.	cla	BAN	s	bio	BAN	w	
Nucleus	GRD09-133	W. Barnes		11-Jul-09				286.1	287.33	SCH	SCH	cla	qtz			FG	FO	BL			Alteration has obliterated most of the original characteristics of the rock. Unit is dominated by clay alteration possibly from biotite and feldspars. Minor secondary purple biotite seen in patches. Minor felsic bands present. Some random sized and shaped porphyroclasts present. Minor disseminated pyrite and sulphides present.	cla	BAN	s	bio	PAT	w	
Nucleus	GRD09-133	W. Barnes		11-Jul-09				287.33	288.46	MGR	MGR	fds	qtz			FG	BL	FO			Alteration has obliterated most of the characteristics of the rock. All feldspars have been altered to clay. Unit could be a clay altered schist or a mixture of schist and microgranite. Alteration is making it difficulty to identify the difference. Some sections look more like a microgranite than others. Minor disseminated pyrite.	cla	DIS	s				
Nucleus	GRD09-133	W. Barnes		11-Jul-09				288.46	294.22	SCH	SCH	cla	qtz			FG	FO	BL			Alteration has obliterated most of the original characteristics of the rock. Unit could be an altered mylonite or foliated microgranite. Remnant texture and foliation seen makes the unit look like a schist. Clay alteration dominates with all mafics and some felsics altered giving the bleached look to the rock. Spotty sections have a rough microgranite look. Minor disseminated fine dark sulphides and pyrite present.	cla	BAN	s				
Nucleus	GRD09-133	W. Barnes		11-Jul-09				294.22	294.78	SCH	SCH	bio	cla			FG	FO				Alteration has decreased. Unit is composed of brown/purple biotite, clay, feldspar and quartz. Clay is from the alteration of some feldspars and biotite. Some sericite seen. Foliation is evident. Minor disseminated pyrite present.	bio	BAN	m	cla	BAN	m	

Dataset	Hole_ID	Logged_by	Edited_by	Date_Logged	Ox_Fro	Ox_To	OXIDATION	Lith_From	Lith_To	Litho	Litho_orig	Litho-1	Litho-2	% qtz Phenocryst	% fds Phenocryst	Grain Size	Texture-1	Texture-2	BxClast_1	BxClast_2	Lithology Description	Dominant Alteration	Dominant Alteration Style(occurrence)	Dominant Alteration Intensity	Secondary Alteration	Secondary Alteration Style(occurrence)	Secondary Alteration Intensity	Alteration Description
Nucleus	GRD09-133	W. Barnes		11-Jul-09				294.78	297.48	GRA	GRA	fds	qtz			CG	EG				Typical granite mostly composed of feldspars with lesser quartz and minor mafics. Some feldspars are altered to sericite. Original mafics have been altered to biotite. Minor disseminated pyrite and sulphides.	ser	DIS	w	bio	DIS	w	

Hole_ID	Min_From	Min_To	pyrite	Pyrite %	Cpy%	Prt%	Asp%	Other	Other%	Mineralization Description
GRD09-133	0	4.48						hem	0.5	Hematite with limonite on fractures.
GRD09-133	4.48	9.03						hem	0.1	Hematite with limonite on fractures.
GRD09-133	9.03	14.9						hem	0.1	Hematite with limonite on fractures.
GRD09-133	14.9	18.41						hem	0.2	Hematite with limonite on fractures. Trace of malachite staining.
GRD09-133	18.41	20.54	pyx	0.01				hem	0.01	Hematite with limonite on fractures.
GRD09-133	20.54	24.26						hem	0.1	Hematite with limonite on fractures.
GRD09-133	24.26	27.12						hem	0.1	Hematite with limonite on fractures and disseminated.
GRD09-133	27.12	28.11						sul	0.01	Spotty dark sulphides associated with the biotite.
GRD09-133	28.11	28.6						sul	0.01	Trace of dark sulphide within a broken quartz vein.
GRD09-133	28.6	32.5	pyx	0.01				hem	0.05	Hematite with limonite on fractures and spotty on selvages.
GRD09-133	32.5	34.83	pyx	0.01				hem	0.05	Hematite with limonite on fractures and spotty on selvages.
GRD09-133	34.83	41.9						sul	0.1	Disseminated.
GRD09-133	41.9	42.76						hem	0.1	Hematite with limonite on fractures.
GRD09-133	42.76	44.79	pyr	0.01				sul	0.01	
GRD09-133	44.79	48.28						sul	0.01	
GRD09-133	48.28	55.76						sul	0.01	Spotty hematite on some fractures.
GRD09-133	55.76	56.84						sul	0.01	
GRD09-133	56.84	59.93						sul	0.01	Spotty hematite on some fractures.
GRD09-133	59.93	61.27						sul	0.01	
GRD09-133	61.27	65.11						hem	0.1	Hematite in fractures and selvages.
GRD09-133	65.11	67.18						hem	0.3	Minor oxidized sulphides on some fractures.
GRD09-133	67.18	68.15						sox	0.01	Minor hematite on some fractures.
GRD09-133	68.15	68.86						sul	0.1	
GRD09-133	68.86	70.28						sox	0.01	Disseminated.
GRD09-133	70.28	71.12						hem	0.1	
GRD09-133	71.12	72.73	pyr	0.1				hem	0.1	Hematite on some fractures.
GRD09-133	72.73	74.68						sul	0.1	
GRD09-133	74.68	75.52						hem	0.05	
GRD09-133	75.52	78.07	pyr	0.01		0.01		hem	0.01	Hematite on some fractures.
GRD09-133	78.07	78.95	pyr	0.01						
GRD09-133	78.95	84.11	pyr	0.1	0.01					
GRD09-133	84.11	86.44	pyr	0.01						
GRD09-133	86.44	89.49	pyr	0.01						
GRD09-133	89.49	91.23	pyr	0.1						
GRD09-133	91.23	93.97	pyr	0.1						
GRD09-133	93.97	99.36	pyr	0.1		0.01				
GRD09-133	99.36	100.2						sul	0.1	
GRD09-133	100.2	103.17	pyr	0.3		0.01				
GRD09-133	103.17	104.34	pyr	1	0.05			sul	0.1	
GRD09-133	104.34	105.23	pyr	0.1						
GRD09-133	105.23	107.14	pyr	0.01				sul	1	
GRD09-133	107.14	108.91						sul	0.01	
GRD09-133	108.91	109.63	pyr	1				sul	2	
GRD09-133	109.63	111.66	pyr	0.3	0.01					
GRD09-133	111.66	112.43	pyr	0.1						
GRD09-133	112.43	113.73	pyr	0.01				sul	0.01	
GRD09-133	113.73	114.54	pyr	0.2	0.01					
GRD09-133	114.54	115.56	pyr	0.2	0.01					
GRD09-133	115.56	118.76	pyr	0.1	0.01	0.01				
GRD09-133	118.76	119.43	pyr	0.01						
GRD09-133	119.43	120.77	pyr	0.01						
GRD09-133	120.77	121.22	pyr	0.01						
GRD09-133	121.22	135.89	pyr	0.5				sul	0.5	
GRD09-133	135.89	136.45	pyr	0.1						
GRD09-133	138.97	139.54	pyr	0.5						
GRD09-133	139.54	140.44	pyr	0.05						
GRD09-133	140.44	142.03	pyr	0.2						
GRD09-133	142.03	144.2	pyr	0.2						
GRD09-133	144.2	149.22	pyr	0.7	0.01					
GRD09-133	149.22	149.87	pyr	1.5						

Hole_ID	Min_From	Min_To	pyrite	Pyrite %	Cpy%	Prt%	Asp%	Other	Other%	Mineralization Description
GRD09-133	149.87	152.4	pyr	0.3						
GRD09-133	152.4	153.85	pyr	0.5				sul	0.5	
GRD09-133	153.85	156.19	pyr	0.2	0.01					
GRD09-133	156.19	157.49	pyr	0.1						
GRD09-133	157.49	159.71	pyr	1.5				sul	3	
GRD09-133	159.71	161.13	pyr	0.4				sul	0.6	
GRD09-133	161.13	165.29	pyr	3				sul	1	
GRD09-133	165.29	165.98	pyr	2						
GRD09-133	165.98	166.59	pyr	3	0.01					
GRD09-133	166.59	167.47	pyr	0.3						
GRD09-133	167.47	167.91	pyr	0.1				sul	0.4	
GRD09-133	167.91	168.8	pyr	0.1				sul	0.2	
GRD09-133	168.8	171.19	pyr	0.5				sul	1	
GRD09-133	171.19	172.77	pyr	0.01						
GRD09-133	172.77	177.88	pyr	0.1				sul	0.1	
GRD09-133	177.88	180.73	pyr	0.1						
GRD09-133	180.73	181.51	pyr	0.1				sul	0.4	
GRD09-133	181.51	182.93	pyr	0.01				sul	0.3	
GRD09-133	182.93	187.55	pyr	0.01						
GRD09-133	187.55	191.28	pyr	1	0.1					
GRD09-133	191.28	191.82	pyr	3.5						
GRD09-133	191.82	192.69	pyr	0.5						
GRD09-133	192.69	193.3	pyr	0.1						
GRD09-133	193.3	194.95	pyr	0.01						
GRD09-133	194.95	196.74						sul	0.01	
GRD09-133	196.74	199.97	pyr	0.2						
GRD09-133	199.97	201.22	pyr	1	0.01					
GRD09-133	201.22	202.39	pyr	0.2						
GRD09-133	202.39	203.08	pyr	3	0.2					
GRD09-133	203.08	204.06	pyr	0.4						
GRD09-133	204.06	205.49	pyr	0.2				hem	0.01	
GRD09-133	205.49	206.88	pyr	0.01				hem	0.1	
GRD09-133	206.88	207.98	pyr	1				hem	0.1	
GRD09-133	207.98	208.5	pyr	0.01						
GRD09-133	208.5	209.71	pyr	2.5	0.01			hem	0.1	
GRD09-133	209.71	213.19	pyr	0.01						
GRD09-133	213.19	213.59	pyr	0.01						
GRD09-133	213.59	214.49	pyr	0.1						
GRD09-133	214.49	215.01	pyr	0.01						
GRD09-133	215.01	216.2	pyr	0.1						
GRD09-133	216.2	217.34	pyr	0.1						
GRD09-133	217.34	219.67	pyr	0.1				sul	0.1	
GRD09-133	219.67	224.44	pyr	0.1						
GRD09-133	224.44	226.35	pyr	0.2				hem	0.05	
GRD09-133	226.35	229.13	pyr	0.2		0.01				
GRD09-133	229.13	231.21	pyr	0.1						
GRD09-133	231.21	232.4	pyr	0.01						
GRD09-133	232.4	236.29	pyr	0.2	0.01					
GRD09-133	236.29	238.55	pyr	1	0.01			sul	0.5	
GRD09-133	238.55	240.5	pyr	1	0.3	2				
GRD09-133	240.5	242.4	pyr	2	0.01			sul	2	
GRD09-133	242.4	244.58	pyr	0.2	0.3	3				
GRD09-133	244.58	246.12	pyr	0.1						
GRD09-133	246.12	246.81	pyr	0.5		0.01				
GRD09-133	246.81	248.16	pyr	0.3	0.01	0.1				
GRD09-133	248.16	250.36	pyr	0.3						
GRD09-133	250.36	251.97	pyr	0.1						
GRD09-133	251.97	257.78	pyr	1	0.2					
GRD09-133	257.78	258.68	pyr	0.3				sul	1	
GRD09-133	258.68	259.58	pyr	0.5						
GRD09-133	259.58	260.86	pyr	0.2						
GRD09-133	260.86	263.09	pyr	0.3						
GRD09-133	263.09	264.66	pyr	0.1						
GRD09-133	264.66	265.73	pyr	0.1						
GRD09-133	265.73	269.92	pyr	0.4						
GRD09-133	269.92	272.86	pyr	0.2	0.01					
GRD09-133	272.86	276	pyr	0.6	0.01					

Hole_ID	Min_From	Min_To	pyrite	Pyrite %	Cpy%	Prt%	Asp%	Other	Other%	Mineralization Description
GRD09-133	276	277.02	pyr	0.4	0.01					
GRD09-133	277.02	279.13	pyr	0.7	0.05					
GRD09-133	279.13	283.19	pyr	0.5	0.01					
GRD09-133	283.19	283.95	pyr	0.05						
GRD09-133	283.95	284.58	pyr	0.3	0.01			sul	0.1	
GRD09-133	284.58	285.14	pyr	0.5				sul	0.5	
GRD09-133	285.14	285.57	pyr	0.1	0.01			sul	0.1	
GRD09-133	285.57	286.1	pyr	0.1				sul	0.1	
GRD09-133	286.1	287.33	pyr	0.3				sul	0.7	
GRD09-133	287.33	288.46	pyr	0.2				sul	0.5	
GRD09-133	288.46	294.22	pyr	0.1				sul	0.2	
GRD09-133	294.22	294.78	pyr	0.1						
GRD09-133	294.78	297.48	pyr	0.2				sul	0.2	

Hole_ID	Structure From	Structure To	foliation CA	Beta	foliation strike	foliation dip	Struct_type1	Struct_subtype1	Struct_CA1	Struct_Beta1	Struct_strike1	Struct_dip1	Structure Description
GRD09-133	9.029	9.03					CTC	MGR-SCH	30				
GRD09-133	9.03	9.43	33										
GRD09-133	9.43	9.47					DYK	MGR	70				
GRD09-133	9.47	12.04	50										Contorted foliation.
GRD09-133	12.04	12.13					DYK	GRA	30				Possible GRA or GNE.
GRD09-133	12.13	14.9	40										Contorted foliation.
GRD09-133	14.9	15.62	30										
GRD09-133	15.62	15.89					BRX						
GRD09-133	15.89	16.47	40										
GRD09-133	16.47	18.41					BRX						Brecciation decreases towards the end of the unit.
GRD09-133	18.41	20.54	40										Contorted foliation.
GRD09-133	20.54	24.259	35										
GRD09-133	24.259	24.26					CTC	MGR-SCH	20				
GRD09-133	24.26	27.12	50										
GRD09-133	27.83	27.84					FAU		30				
GRD09-133	28.11	28.6					FAU		20				
GRD09-133	28.6	28.601					CTC	FAU-MGR	20				
GRD09-133	29.95	30.15					BRX						
GRD09-133	31.88	32.06					BRX		20				
GRD09-133	32.499	32.5					CTC	MGR-PPF	70				
GRD09-133	34.83	34.831					CTC	QFP-PPF	20				
GRD09-133	37.79	38.1					CTC	FBX	20				
GRD09-133	41.899	41.9					CTC	PPF-BRX	25				
GRD09-133	41.9	42.76					BRX						
GRD09-133	42.76	42.761					CTC	BRX-QFP	20				
GRD09-133	44.79	45.12					FAU		55				
GRD09-133	45.56	45.79					FAU		60				
GRD09-133	48.279	48.28					CTC	QFP-SCH	60				
GRD09-133	48.28	55.76	40										
GRD09-133	55.76	55.761					CTC	SCH-MGR	10				
GRD09-133	58.83	58.85					FAU		40				
GRD09-133	59.93	59.931					CTC	MGR-FAU	20				
GRD09-133	61.269	61.27					CTC	FAU-MGR	20				
GRD09-133	62.22	62.23					FAU		35				
GRD09-133	62.89	62.94					FAU						To broken for a measurement.
GRD09-133	65.109	65.11					CTC	MGR-SCH	40				
GRD09-133	65.11	65.69	50										
GRD09-133	65.69	65.92					FAU		50				
GRD09-133	65.92	66.42	53										
GRD09-133	66.42	66.45					FAU		55				
GRD09-133	66.45	67.18	50										
GRD09-133	67.18	68.15	55										
GRD09-133	68.15	68.86					BRX						
GRD09-133	68.86	70.28	15										
GRD09-133	70.28	71.12					FAU		50				
GRD09-133	71.12	72	45										
GRD09-133	72	72.05					FAU		45				
GRD09-133	72.05	72.57	45										
GRD09-133	72.57	72.73					FAU						
GRD09-133	72.73	74.68	50										
GRD09-133	74.68	75.519	40										
GRD09-133	75.519	75.52					CTC	FAU-SCH	40				Possible FAU contact perpendicular to the foliation.
GRD09-133	75.52	78.07	45										
GRD09-133	78.07	78.15					FAU		50				
GRD09-133	78.15	78.91	50										
GRD09-133	78.91	78.95					FAU						
GRD09-133	78.95	84.11	30										
GRD09-133	84.11	86.44					FRC		40				Fracturing ranges between 35-50 deg tca.
GRD09-133	86.44	88.7	40										
GRD09-133	88.7	88.701					CTC	SCH-MGR	20				
GRD09-133	88.88	89.08					XEN	SCH					
GRD09-133	89.96	90.23					BRX						
GRD09-133	90.28	90.47					XEN	SCH					
GRD09-133	91.229	91.23					CTC	MGR-SCH	30				
GRD09-133	91.23	91.67	40										
GRD09-133	91.67	91.671					CTC	SCH-GRA	40				
GRD09-133	91.671	91.77					DYK	GRA					
GRD09-133	93.61	93.84					DYK	GRA					
GRD09-133	94.47	94.52					DYK	MGR	50				
GRD09-133	94.66	94.7					DYK	MGR					
GRD09-133	95.07	95.13					DYK	MGR	65				
GRD09-133	96.66	96.69					DYK	MGR	65				
GRD09-133	97.16	97.161					CTC	SCH-MGR	50				
GRD09-133	97.399	97.4					CTC	SCH-MGR	40				

Hole_ID	Structure From	Structure To	foliation CA	Beta	foliation strike	foliation dip	Struct_type1	Struct_subtype1	Struct_CA1	Struct_Beta1	Struct_strike1	Struct_dip1	Structure Description
GRD09-133	99.36	99.45					BRX						
GRD09-133	99.55	99.67					BRX		20				
GRD09-133	100.2	100.24					DYK	MGR	65				
GRD09-133	100.24	100.66	33										
GRD09-133	100.66	100.69					DYK	MGR	30				
GRD09-133	100.69	100.83	30										
GRD09-133	100.83	100.831					CTC	SCH-MGR	30				
GRD09-133	101.099	101.1					CTC	MGR-SCH	55				
GRD09-133	101.1	103.17	60	210	222	20							
GRD09-133	103.17	103.171					CTC	SCH-MGR	30				
GRD09-133	103.43	103.55					XEN	SCH					
GRD09-133	103.8	104.1					XEN	SCH					
GRD09-133	104.339	104.34					CTC	MGR-SCH	28				
GRD09-133	104.34	104.61	40										
GRD09-133	104.61	104.65					DYK	MGR	35				
GRD09-133	104.74	104.77					DYK	MGR	50				
GRD09-133	105.51	105.9					BRX		30				
GRD09-133	107.98	108					BRX		25				Small Breccia Vein with fine dark sulphides.
GRD09-133	108.909	108.91					CTC	MGR-SCH	40				
GRD09-133	108.91	109.51	80										
GRD09-133	109.51	109.56					DYK	MGR	80				
GRD09-133	109.56	109.63	80										
GRD09-133	109.63	110.92	80										
GRD09-133	110.92	111.12					FAU		80				
GRD09-133	111.12	111.66	80										
GRD09-133	112.43	112.431					CTC	GRN-UNK	40				
GRD09-133	113.729	113.73					CTC	MGR-UNK	25				
GRD09-133	113.73	115.81	12	296	28	83							
GRD09-133	115.81	117.29	32										
GRD09-133	117.29	117.291					CTC	SCH-PPF	35				
GRD09-133	117.291	117.44					DYK	PPF					
GRD09-133	117.44	118.76	30										
GRD09-133	118.76	119.18	28										
GRD09-133	119.18	119.23					FAU		25				
GRD09-133	119.23	119.43	30										
GRD09-133	119.43	120.77	30										
GRD09-133	120.77	120.771					CTC	UNK-MGR	20				
GRD09-133	120.771	121.22					CTC	MGR-MGR	30				
GRD09-133	136.45	136.451					CTC	GRA-FAU	30				
GRD09-133	136.451	138.969					FAU						
GRD09-133	138.969	138.97					CTC	FAU-SCH	60				
GRD09-133	138.97	139.54	55										
GRD09-133	139.54	139.541					CTC	SCH-UNK	60				
GRD09-133	140.12	140.121					CTC	UNK-MGR	55				
GRD09-133	140.439	140.44					CTC	MGR-SCH	60				
GRD09-133	140.44	141.07	65										
GRD09-133	141.07	142.03	70	322	255	57							
GRD09-133	142.03	142.4	70	290	245	50							
GRD09-133	142.4	144.2	65										
GRD09-133	144.2	144.35					FAU		50				
GRD09-133	144.35	146.31	65										
GRD09-133	146.31	146.69	65	303	245	57							
GRD09-133	146.69	147.38	60										
GRD09-133	147.38	147.44					DYK	MGR					Uneven contacts
GRD09-133	147.44	149.22	60										
GRD09-133	149.87	150.08	60										
GRD09-133	150.08	150.09					FAU		30				
GRD09-133	150.09	150.82	60										
GRD09-133	150.82	150.88					FAU		30				
GRD09-133	150.88	151.85	60										
GRD09-133	151.85	151.93					DYK	MGR	55				
GRD09-133	151.93	152.4	60										
GRD09-133	152.4	152.62	65										
GRD09-133	152.62	152.67					BRX		30				
GRD09-133	152.67	152.88	60										
GRD09-133	152.88	153					DYK	MGR	40				
GRD09-133	153	153.85	60										
GRD09-133	153.85	154.62	70										
GRD09-133	154.62	155.71	60	285	234	55							
GRD09-133	155.71	156.19	50										
GRD09-133	156.19	157.32					BRX						
GRD09-133	157.32	157.49					SHR		48				
GRD09-133	157.49	159.71	60										
GRD09-133	159.71	161.13					BRX		30				
GRD09-133	161.13	164.59					BRX						
GRD09-133	164.59	165.29	55										

Hole_ID	Structure From	Structure To	foliation CA	Beta	foliation strike	foliation dip	Struct_type1	Struct_subtype1	Struct_CA1	Struct_Beta1	Struct_strike1	Struct_dip1	Structure Description
GRD09-133	165.29	165.291					CTC	SCH-GRA	40				
GRD09-133	165.46	165.52					DYK	MGR	50				
GRD09-133	165.78	165.79					XEN	SCH					
GRD09-133	165.83	165.85					XEN	SCH					
GRD09-133	165.979	165.98					CTC	GRA_SCH	50				
GRD09-133	165.98	166.3	50										
GRD09-133	166.3	166.39					DYK	GRA					Uneven contacts
GRD09-133	166.39	166.59	45										
GRD09-133	166.59	166.591					CTC	SCH-GRA	38				
GRD09-133	167.14	167.17					FAU		50				
GRD09-133	167.17	167.91	60										
GRD09-133	167.91	167.911					CTC	SCH-GRA	40				
GRD09-133	168.16	168.21					XEN	SCH					
GRD09-133	168.799	168.8					CTC	GRA-SCH	40				x-cuts foliation of schist below.
GRD09-133	168.8	169.32	65										
GRD09-133	169.32	169.36					DYK	GRA	65				
GRD09-133	169.36	169.96	65										
GRD09-133	169.96	169.98					DYK	MGR	65				
GRD09-133	169.98	170.24	70										
GRD09-133	170.24	170.28					DYK	GRN	60				
GRD09-133	170.28	171.19	65										
GRD09-133	171.19	172.77	70										
GRD09-133	172.77	177.31	70										
GRD09-133	177.31	177.49					DYK	MGR	45				
GRD09-133	177.49	177.6	65										
GRD09-133	177.6	177.63					DYK	MGR	35				x-foliation.
GRD09-133	177.63	177.88	60										
GRD09-133	177.88	179.22					FRC		75				Foliation and fractures are parallel.
GRD09-133	179.22	179.38					DYK	GRA	50				
GRD09-133	179.38	180.73					FRC		75				Foliation and fractures are parallel.
GRD09-133	180.73	181.51					FRC		10				
GRD09-133	181.51	181.81	75										
GRD09-133	181.81	181.811					CTC	SCH-MGR	72				
GRD09-133	181.811	182.84					CTC	MGR-GRA	60				
GRD09-133	182.929	182.93					CTC	GRA-SCH	70				
GRD09-133	182.93	185.16	75										
GRD09-133	185.16	185.2					BRX		45				
GRD09-133	185.2	186.93	75										
GRD09-133	186.93	187.03					DYK	GRA	50				
GRD09-133	187.37	187.43					DYK	GRA					
GRD09-133	187.55	187.551					CTC	SCH-GRA	30				
GRD09-133	188.22	188.27					FAU		40				
GRD09-133	191.279	191.28					CTC	GRA-SCH	80				
GRD09-133	191.28	191.48	70										
GRD09-133	191.48	191.481					CTC	SCH-GRA	60				x-cuts foliation.
GRD09-133	191.569	191.57					CTC	GRA-SCH	50				x-cuts foliation.
GRD09-133	191.57	191.89	75										
GRD09-133	191.89	191.95					DYK	GRA					interfingers the schist
GRD09-133	191.95	192.62	55										
GRD09-133	192.62	192.69					FAU	35					
GRD09-133	192.69	192.73					FAU	35					
GRD09-133	192.78	192.89					XEN	SCH					
GRD09-133	193.299	193.3					CTC	GRA-SCH	52				
GRD09-133	193.3	193.34					FAU		40				
GRD09-133	193.34	194.18	55										
GRD09-133	194.18	194.23					SHR		50				
GRD09-133	194.23	194.48	47										
GRD09-133	194.48	194.51					FAU		35				
GRD09-133	194.51	194.95	47										
GRD09-133	194.95	196.49	30										
GRD09-133	196.49	196.491					CTC	SCH-MGR	65				
GRD09-133	196.739	196.74					CTC	MGR-SCH	10				
GRD09-133	196.74	198.18	20										
GRD09-133	198.18	198.25					DYK	MGR	20				
GRD09-133	198.25	199.03	20										
GRD09-133	199.03	199.18					DYK	MGR	20				
GRD09-133	199.18	199.65	25										
GRD09-133	199.65	199.97					BRX	GRA-SCH					
GRD09-133	199.97	200.39	55										
GRD09-133	200.39	201.17					BRX						
GRD09-133	201.61	201.611					CTC	SCH-GRA	80				
GRD09-133	201.719	201.72					CTC	GRA-SCH	85				
GRD09-133	202.06	202.11					DYK	GRA	65				Follows foliation.
GRD09-133	202.16	202.25					DYK	GRA	70	267	240	43	
GRD09-133	203.079	203.08					CTC	GRA-SCH	5	210	129	52	
GRD09-133	203.08	204.06	73	288	248	48							80/63 Brunton.

Hole_ID	Structure From	Structure To	foliation CA	Beta	foliation strike	foliation dip	Struct_type1	Struct_subtype1	Struct_CA1	Struct_Beta1	Struct_strike1	Struct_dip1	Structure Description
GRD09-133	204.06	204.061					CTC	SCH-GRA	60	294	237	58	
GRD09-133	204.74	204.76					XEN	SCH					
GRD09-133	205.489	205.49					CTC	GRA-SCH	75				
GRD09-133	205.49	205.76	25										
GRD09-133	205.76	205.78					SHR		25				
GRD09-133	205.78	206.08	20										
GRD09-133	206.08	206.16					SHR		20				
GRD09-133	206.16	206.88	15										
GRD09-133	206.88	206.881					CTC	SCH-GRA	45				
GRD09-133	207.62	207.67					XEN	SCH					
GRD09-133	207.979	207.98					CTC	GRA-SCH	50				
GRD09-133	207.98	208.5					BRX						
GRD09-133	208.5	208.501					CTC	SCH-GRA	65				
GRD09-133	209.709	209.71					CTC	GRA-SCH	75				
GRD09-133	209.71	210.14	75										
GRD09-133	210.14	210.31					DYK	GRA	30				
GRD09-133	210.31	213.19	77										
GRD09-133	213.19	213.59					FAU		75				
GRD09-133	213.59	214.49	80										
GRD09-133	214.49	215.01					FAU		80				
GRD09-133	216.47	216.69					DYK	GRA					
GRD09-133	216.69	217.34	75										
GRD09-133	217.34	219.67	82										
GRD09-133	219.67	221.25	85										
GRD09-133	221.25	221.27					DYK	GRA	80				
GRD09-133	221.27	222.64	85										
GRD09-133	222.64	222.75					DYK	GRA					
GRD09-133	222.75	224.44	80										
GRD09-133	226.349	226.35					CTC	GRA-UNK	75	130	292	32	
GRD09-133	226.35	226.89	75	110	294	37							
GRD09-133	226.89	229.13	77										
GRD09-133	229.13	229.131					CTC	UNK-GRA	80				
GRD09-133	230.4	230.51					XEN	SCH					
GRD09-133	230.62	230.77					XEN	SCH					
GRD09-133	230.89	230.92					XEN	SCH					
GRD09-133	231.209	231.21					CTC	GRA-SCH	60				
GRD09-133	231.21	232.4	70										
GRD09-133	232.4	233.45	50										
GRD09-133	233.45	233.5					DYK	GRA	50				
GRD09-133	233.5	235.03	40										
GRD09-133	235.03	235.25					DYK	GRA	40				
GRD09-133	235.25	236.29	15										
GRD09-133	236.29	236.291					CTC	UNK-GRA	40				
GRD09-133	238.549	238.55					CTC	GRA-PPF	45				
GRD09-133	238.55	240.5	65										lineation of possible biotite.
GRD09-133	240.5	240.501					CTC	Alteration	40				
GRD09-133	242.03	242.13					FAU		50				
GRD09-133	244.579	244.58					CTC	PPF-SCH	55	340	258	74	
GRD09-133	244.58	245.08	85	80	278	41							
GRD09-133	245.08	245.35					DYK	GRA	75	60	287	49	
GRD09-133	245.35	246.12	85	50	276	43							
GRD09-133	246.12	246.81	80	83	285	42							
GRD09-133	246.81	247.16	85	90	278	40							
GRD09-133	247.16	248.16	80										
GRD09-133	248.16	250.36					BRX						
GRD09-133	250.36	251.18	75										
GRD09-133	251.18	251.97	85	145	275	36							
GRD09-133	251.97	251.971					CTC	UNK-QFP	35				
GRD09-133	257.779	257.78					CTC	QFP-BRX	50				
GRD09-133	257.78	258.68					BRX		30				
GRD09-133	258.68	260.86					BRX		50				
GRD09-133	261.46	261.76					SHR		80				
GRD09-133	263.089	263.09					CTC	GRA-SCH	75				
GRD09-133	265.26	265.73	80										
GRD09-133	265.73	269.92	75										
GRD09-133	273.82	273.95					FAU		55				
GRD09-133	274.68	274.71					FAU		80				
GRD09-133	274.71	276	65										
GRD09-133	280.36	281.14	60	70	304	56							
GRD09-133	283.95	284.58	60										
GRD09-133	284.58	285.14	60										
GRD09-133	285.14	285.141					CTC	SCH-MGR	45				
GRD09-133	285.569	285.57					CTC	MGR-SCH	70				
GRD09-133	285.57	286.1	65										
GRD09-133	286.1	287.33	65										
GRD09-133	290.49	291.33	25	59	321	89							

Hole_ID	Structure From	Structure To	foliation CA	Beta	foliation strike	foliation dip	Struct_type1	Struct_subtype1	Struct_CA1	Struct_Beta1	Struct_strike1	Struct_dip1	Structure Description
GRD09-133	294.22	294.78	65										
GRD09-133	294.78	294.781					CTC	SCH-GRA	75				

Hole_ID	Vein From	Vein To	Number of Veins	Cummulative Vein Thickness mm	Common Thickness mm	Vein Inf-Type_1	Dominent Inf-Mineralogy_1	Sulfide Mineralogy_1_1	Sulfide Mineralogy_1_2	Sulfide Mineralogy_1_3	Total Sulfde %_1	Vein CA_1	Inf-Beta_1	Inf-Strike_1	Inf-dip_1	Vein Inf-Type_2	Dominent Inf-Mineralogy_2	Sulfide Mineralogy_2_1	Sulfide Mineralogy_2_2	Sulfide Mineralogy_2_3	Total Sulfde %_2	Vein CA_2	Inf-Beta_2	Inf-Strike_2	Inf-dip_2	Vein Zone Description
GRD09-133	4.48	9.03	128	67	0.5	NS	lim									VU	qtz	lim				25				
GRD09-133	9.03	14.9	96	46	0.5	NS	lim									VU	qtz	lim				30				
GRD09-133	14.9	15.62	16	10	0.5	NS	lim									VU	lim					40				
GRD09-133	15.62	15.89	38	18	0.5	DS	lim									VU	lim									
GRD09-133	15.89	16.47	20	10	0.5	NS	lim									VU	lim					30				
GRD09-133	16.47	18.41	103	58	0.5	NS	lim									VU	lim	pyx			5					
GRD09-133	18.41	20.54	80	42	0.5	NS	lim	pyx			2					PL	qtz					30				
GRD09-133	20.54	24.26	108	59	0.5	NS	lim									NS	qtz	lim								
GRD09-133	24.26	27.12	41	26	0.5	NS	lim	pyx			2					NS	qtz	sul			1					
GRD09-133	27.12	28.11	12	13	0.5	NS	cla									NS	lim									
GRD09-133	28.11	28.6	8	17	2	DS	qtz																			
GRD09-133	28.6	29.95	35	27	0.5	NS	lim	hem	pyx		5					PL	qtz					20				
GRD09-133	29.95	30.15	1	200	60	CE	lim	hem			5															
GRD09-133	30.15	31.88	125	61	0.5	NS	lim	hem	pyx		5					PL	lim	hem			5	35				
GRD09-133	31.88	32.06	20	25	2	CE	lim	hem			5	20														
GRD09-133	32.06	32.5	42	32	0.5	NS	lim	hem			5					PL	lim	hem	sul		10	40				Few quartz veins present.
GRD09-133	32.5	34.83	88	54	0.5	NS	lim	hem	sul		2					PL	lim	hem	sul		2	40				
GRD09-133	34.83	41.9	91	58	0.5	NS	lim									NS	qtz	sul			2					Some quartz veins are vuggy and are between 35-60 deg tca.
GRD09-133	41.9	42.76	37	32	0.5	NS	lim									NS	qtz	lim	sul		1					
GRD09-133	42.76	44.79	50	35	0.5	NS	qtz	sul			1					NS	lim	sul			1					
GRD09-133	44.79	48.28	56	33	0.5	NS	qtz	sul			1					NS	lim									
GRD09-133	48.28	55.76	69	36	0.5	NS	lim	sul			2					NS	qtz	lim								Some quartz and limonite stringers at 60 deg tca x cutting foliation.
GRD09-133	55.76	56.84	8	6	0.5	NS	cla									PL	cla	sul			20	25				
GRD09-133	56.84	59.93	52	28	0.5	NS	lim	sul	pyx		5					NS	qtz									
GRD09-133	59.93	61.27	6	7	1	NS	cla	lim	sul		3															Veins in remnant MGR sections.
GRD09-133	61.27	65.11	35	30	1	PL	lim	pyx			5	35				NS	qtz									
GRD09-133	65.11	67.18	23	26	0.5	NS	lim	pyr			15					PL	lim	pyr			20	50				Few quartz veins parallel to foliation.
GRD09-133	68.15	68.86	30	35	1	NS	lim	sox			5					NS	qtz	lim								
GRD09-133	68.86	70.28	7	5	0.5	NS	lim																			
GRD09-133	71.12	72.73	22	31	0.5	NS	lim	pyr			20					NS	qtz	pyr	cpy		5					Some quartz veins parallel to foliation. Quartz veins not parallel to foliation carry mineralization.
GRD09-133	72.73	74.68	49	36	0.5	PL	lim	sul			10	20				PL	lim	sul	pyr		10	50				
GRD09-133	74.68	75.52	5	7	0.5	NS	lim																			
GRD09-133	75.52	78.07	50	71	1	NS	lim	pyx			2					PL	qtz	pyr			0.01	45				Some limonite veins parallel to foliation.
GRD09-133	78.07	78.95	9	5	0.5	NS	lim																			
GRD09-133	78.95	84.11	128	96	0.5	NS	qtz	lim	pyr	cpy	10					PL	qtz	pyr			2	30				Vein type 1 are mostly random with some parallel to foliation.
GRD09-133	84.11	86.44	12	19	3	PL	qtz	pyr			1	40				NS	qtz	pyr			10					Some limonite stringers as well. Fracturing made it difficult to get an accurate vein amount.
GRD09-133	86.44	88.7	37	47	0.5	NS	lim	pyr			5					PL	qtz	pyr			2	40				Some minor quartz veins x-cutting foliation.
GRD09-133	88.7	91.23	80	52	0.5	NS	lim	pyr			5					PL	qtz	pyr	cpy		10	50				Some quartz veins near parallel tca with pyr and cpy.
GRD09-133	91.23	93.97	77	45	0.5	NS	pyr	pyr	cpy		80					NS	lim	pyr			5					Minor quartz veins with sulphides.
GRD09-133	93.97	99.36	97	154	0.5	NS	cal	pyr			3					PL	qtz	pyr	cpy		10	30				
GRD09-133	99.36	100.2	9	214	100	CE	qtz	pyr	sul	cpy	20					NS	sul	sul	pyr		80					
GRD09-133	100.2	103.17	47	23	0.5	NS	qtz	pyr	cpy		25					PL	pyr	pyr			80	50	70	312	64	Some calcite stringers.
GRD09-133	103.17	104.34	46	26	0.5	PL	qtz	pyr	cpy		10	55				NS	pyr	pyr	cpy		80					Few calcite veins.
GRD09-133	104.34	105.23	21	13	0.5	NS	pyr	pyr			80					NS	cal	pyr			20					
GRD09-133	105.23	107.14	31	405	0.5	NS	sul	sul	pyr		80					CE	cla	sul	pyr		40	30				A calcite veins and pyrite vein x-cut the breccia.
GRD09-133	107.14	108.91	38	42	1	PL	qtz	sul			2	30				NS	sul	sul	pyr		80					Small breccia vein present with quartz and fine dark sulphides.

Hole_ID	Vein From	Vein To	Number of Veins	Cummulative Vein Thickness mm	Common Thickness mm	Vein Inf-Type_1	Dominent Inf-Mineralogy_1	Sulfide Mineralogy_1_1	Sulfide Mineralogy_1_2	Sulfide Mineralogy_1_3	Total Sulfde %_1	Vein CA_1	Inf-Beta_1	Inf-Strike_1	Inf-dip_1	Vein Inf-Type_2	Dominent Inf-Mineralogy_2	Sulfide Mineralogy_2_1	Sulfide Mineralogy_2_2	Sulfide Mineralogy_2_3	Total Sulfde %_2	Vein CA_2	Inf-Beta_2	Inf-Strike_2	Inf-dip_2	Vein Zone Description
GRD09-133	108.91	109.63	11	33	2	NS	qtz	pyr	sul		40					PL	cal	pyr	sul		20	20				
GRD09-133	109.63	111.66	16	12	0.5	PL	qtz	pyr			5	35				PL	sul	sul	pyr		65	38				Some random quartz and calcite veins.
GRD09-133	111.66	112.43	15	8	0.5	NS	sul	sul	pyr		80					PL	sul	sul	pyr		80	70				
GRD09-133	112.43	113.73	24	12	0.5	PL	qtz	pyr	sul		25	20				NS	kao									
GRD09-133	113.73	114.54	11	12	0.5	NS	qtz	pyr	cpy		15					PL	qtz	pyr	cpy		15	25	10	99	76	
GRD09-133	114.54	115.56	19	11	0.5	PL	qtz	pyr	cpy		20	30	70	326	79	PL	qtz	pyr	cpy		15	30	270	200	67	Some quartz and sulphide veins at random orientation.
GRD09-133	115.56	118.76	23	12	0.5	NS	qtz	pyr			30					NS	bio									
GRD09-133	118.76	119.43	7	4	0.5	MV	kao					80				NS	qtz	pyr			15					
GRD09-133	119.43	120.77	7	5	0.5	NS	pyr	pyr			80					PL	qtz	pyr			10	25				
GRD09-133	120.77	121.22	9	8	0.5	NS	cla	pyr			35					PL	qtz	pyr			35	40				
GRD09-133	121.22	135.89	176	96	0.5	PL	qtz	pyr	sul	cpy	10	20				PL	qtz	pyr	sul		35					Vein 2 x-cuts vein 1. Some random quartz veins with sulphides. Some discontinuous pyrite and dark sulphide rich stringers.
GRD09-133	135.89	136.45	10	7	0.5	PL	qtz	pyr			2	20				NS	qtz									
GRD09-133	136.45	138.97				NS	cal																			Remnant veins.
GRD09-133	138.97	139.54	4	7	0.5	PL	pyr	pyr			90	40				PL	qtz					40				
GRD09-133	139.54	140.44	14	8	0.5	PL	cal					20				NS	pyr	pyr			70					
GRD09-133	140.44	142.03	17	73	4	PL	qtz	pyr			2	70	320	255	57	NS	pyr	pyr			80					
GRD09-133	142.03	144.2	22	39	1	PL	qtz	pyr			2	65	300	244	56	NS	cal									Some minor pyrite rich stringers.
GRD09-133	144.2	149.22	64	45	0.5	NS	qtz	pyr			15					PL	qtz	pyr			1	60				
GRD09-133	149.22	149.87	20	12	0.5	NS	pyr	pyr			80					NS	qtz	pyr			2					
GRD09-133	149.87	152.4	23	38	1	PL	cal									NS	qtz	pyr	cpy		5					
GRD09-133	152.4	153.85	50	45	0.5	NS	pyr	pyr	sul		90					PL	dol	pyr	cpy		25	35				
GRD09-133	153.85	156.19	35	81	1	PL	qtz	pyr			5	65	290	240	53	PL	pyr	pyr	cpy		60	40	20	285	88	few calcite and dolomite veins present.
GRD09-133	156.19	157.49	30	45	1	NS	cal									NS	qtz									
GRD09-133	157.49	159.71	75	45	0.5	NS	sul	sul	pyr		80					NS	qtz	pyr			1					
GRD09-133	159.71	161.13	1			CE	cla	pyr	sul		5	30														Breccia fill with quartz.
GRD09-133	161.13	165.29	146	82	0.5	NS	pyr	pyr	sul	cpy	80					NS	qtz	pyr	sul	cpy	20					Half of vein type 2 is near parallel to core axis and most of the other half follows foliation.
GRD09-133	165.29	165.98	23	11	0.5	NS	cal									NS	pyr	pyr	sul		80					
GRD09-133	165.98	166.59	14	13	0.5	NS	cal	pyr			1					PL	qtz	pyr			1	50				Few random pyrite stringers.
GRD09-133	166.59	167.47	7	7	2	PL	qtz	pyr	cpy		1	20				NS	cal	pyr			1					
GRD09-133	167.47	167.91	18	17	1	NS	qtz	pyr	sul		4															
GRD09-133	167.91	168.8	35	18	0.5	NS	qtz	pyr			1					PL	qtz	pyr			1	60				
GRD09-133	168.8	171.19	75	39	0.5	DS	sul	sul	pyr		90					PL	qtz	cpy	pyr		5	10				Some minor quartz veins parallel to foliation. Some random quartz and calcite stringers.
GRD09-133	171.19	172.77	31	35	2	NS	cal									PL	qtz	pyr	cpy		10	10				Some quartz veins parallel to the foliation.
GRD09-133	172.77	177.88	202	156	1	PL	qtz	pyr	cpy		2	75				PL	qtz	pyr	cpy		10	15				Some random discontinous sulphide stringers. Some calcite veins with sulphides.
GRD09-133	177.88	180.18	69	87	1	PL	qtz	pyr	cpy		1	75				NS	qtz	pyr	cpy		5					Some random calcite veins with pyrite and chalcopyrite. Some random discontinuous dark sulphide stringers.
GRD09-133	180.18	180.73	23	18	0.5	NS	pyr	pyr	cpy		80					NS	qtz	pyr			1					
GRD09-133	180.73	181.51	16	18	1	NS	qtz	pyr	cpy		15															
GRD09-133	181.51	182.93	36	34	1	DS	sul	sul	pyr		90					PL	qtz	cpy	pyr		2	8				
GRD09-133	182.93	187.55	123	84	1	NS	cal	pyr			1					PL	qtz					75				Some minor quartz veins x-cutting foliation with minor sulphides.
GRD09-133	187.55	191.28	60	45	0.5	NS	cal									PL	qtz	pyr			5	10				Some random sulphide stringers and clay stringers.
GRD09-133	191.28	192.69	15	32	2	NS	qtz	pyr			5					NS	cal									Some quartz veins parallel and x-cut foliation.
GRD09-133	192.69	193.3	8	6	0.5	NS	sul	sul	pyr		80					NS	cal									

Hole_ID	Vein From	Vein To	Number of Veins	Cummulative Vein Thickness mm	Common Thickness mm	Vein Inf-Type_1	Dominent Inf-Mineralogy_1	Sulfide Mineralogy_1_1	Sulfide Mineralogy_1_2	Sulfide Mineralogy_1_3	Total Sulfde %_1	Vein CA_1	Inf-Beta_1	Inf-Strike_1	Inf-dip_1	Vein Inf-Type_2	Dominent Inf-Mineralogy_2	Sulfide Mineralogy_2_1	Sulfide Mineralogy_2_2	Sulfide Mineralogy_2_3	Total Sulfde %_2	Vein CA_2	Inf-Beta_2	Inf-Strike_2	Inf-dip_2	Vein Zone Description
GRD09-133	193.3	194.95	39	31	1	PL	cal					50				PL	qtz					40				Calcite veins x-cut foliation.
GRD09-133	194.95	196.74	34	37	0.5	PL	cal	pyr			2	25				NS	qtz	pyr			5					Calcite veins with dolomite and rhodocrosite and subparallel to foliation.
GRD09-133	196.74	199.97	84	56	0.5	PL	cal	pyr			5	35				PL	qtz	pyr			5	20				Calcite veins are either pure calcite or a mix with dolomite. Some x-cutting quartz veins.
GRD09-133	199.97	201.22	43	41	0.5	NS	pyr	pyr	sul	cpy	80					NS	cla	pyr	cpy		5					
GRD09-133	201.22	202.39	40	23	0.5	NS	pyr	pyr	cpy		90	15				NS	qtz	pyr			2					
GRD09-133	202.39	203.08	23	12	0.5	DS	pyr	pyr	cpy		90					NS	cal									Vein type 1 ranges between 0-20 deg tca.
GRD09-133	203.08	204.06	15	8	0.5	NS	pyr	pyr	cpy		90					NS	qtz	pyr	cpy		5					
GRD09-133	204.06	205.49	18	22	0.5	PL	qtz	pyr	cpy		5	30	20	107	82	NS	pyr	pyr			80					
GRD09-133	205.49	206.88	15	16	0.5	NS	cal	pyr			3					NS	dol	pyr			5					
GRD09-133	206.88	207.98	19	15	0.5	NS	pyr	pyr	sul		80															
GRD09-133	207.98	208.5	13	45	5	ST	cal	pyr			5					ST	dol	pyr			10					
GRD09-133	208.5	209.71	11	6	0.5	NS	pyr	pyr	sul		90															
GRD09-133	209.71	213.19	52	46	0.5	NS	qtz	pyr	cpy		5					PL	qtz					75				Some calcite veins.
GRD09-133	213.19	213.59	3	3	1	DS	cal																			
GRD09-133	213.59	214.49	15	18	0.5	NS	cal	pyr			2					NS	pyr	pyr			80					
GRD09-133	214.49	215.01	5	5	1	DS	cal																			
GRD09-133	215.01	216.2	11	7	0.5	NS	qtz	pyr			5					NS	pyr	pyr			80					
GRD09-133	216.2	217.34	20	20	0.5	NS	qtz	pyr			2					NS	cal	pyr			5					
GRD09-133	217.34	219.67	57	38	0.5	PL	cal	pyr			5	60				NS	qtz	pyr			2					
GRD09-133	219.67	224.44	81	66	0.5	NS	cal	pyr	cpy		5					NS	pyr	pyr	cpy		80					
GRD09-133	224.44	226.35	23	14	0.5	PL	pyr	pyr			80	40	53	309	79	NS	qtz	pyr			5					Some quartz veins with silicified selvage.
GRD09-133	226.35	229.13	67	52	0.5	MV	pyr	pyr			90					NS	cal	pyr	cpy		10					
GRD09-133	229.13	231.21	61	42	0.5	NS	qtz	pyr	cpy		40					PL	pyr	pyr			70	40				
GRD09-133	231.21	232.4	30	21	0.5	BR	cal					70				NS	cal	pyr			10					
GRD09-133	232.4	236.29	66	43	0.5	NS	dol	pyr			2					NS	pyr	pyr			80					
GRD09-133	236.29	238.55	52	27	0.5	PL	dol	pyr			2	50				NS	pyr	pyr	sul		90					
GRD09-133	238.55	240.5	70	127	0.5	PL	cal	pyr			3	40				NS	qtz	pyr			2					
GRD09-133	240.5	242.4	47	49	1	NS	pyr	pyr			90					NS	qtz	pyr	cpy		10					
GRD09-133	242.4	244.58	48	34	0.5	NS	qtz	pyr	cpy		25					NS	pyr	pyr			80					
GRD09-133	244.58	246.12	35	16	0.5	NS	pyr	pyr			90					NS	qtz									
GRD09-133	246.12	246.81	19	15	0.5	NS	qtz	pyr	cpy	prt	10					NS	qtz	pyr			2					One vein straight down the core axis.
GRD09-133	246.81	248.16	40	20	0.5	NS	bio									PL	pyr	pyr			70	35				
GRD09-133	248.16	250.36	156	86	0.5	NS	bio									NS	qtz	pyr	cpy		10					
GRD09-133	250.36	251.97	19	12	0.5	PL	cal	pyr			5	45	350	263	85	NS	cal									1 quartz vein with pyr and cpy, 1 calcite and quartz vein with pyr and cpy.
GRD09-133	251.97	257.78	85	46	0.5	DS	pyr	pyr			100					NS	cal	pyr	sul		5					
GRD09-133	257.78	258.68	32	122	2	CE	cla	sul	pyr		35	20				NS	cal									
GRD09-133	258.68	259.58	20	23	0.5	NS	pyr	pyr	sul		90					NS	qtz	pyr	cpy		5					
GRD09-133	259.58	260.86	20	15	0.5	NS	pyr	pyr	sul		80					NS	cal									
GRD09-133	260.86	263.09	55	28	0.5	NS	pyr	pyr			80					NS	cal									
GRD09-133	263.09	264.66	44	46	1	NS	cal	pyr			5					NS	pyr	pyr			75					
GRD09-133	264.66	265.73	56	41	0.5	NS	pyr	pyr	sul		80					NS	cal	pyr			3					
GRD09-133	265.73	269.92	101	76	0.5	NS	cal	pyr			5					PL	qtz	pyr	cpy		5	45				
GRD09-133	269.92	272.86	49	78	2	ST	cal	pyr			7					NS	pyr	pyr			80					
GRD09-133	272.86	276	54	35	0.5	NS	pyr	pyr			85					NS	cal	pyr			8					
GRD09-133	276	277.02	23	30	0.5	NS	cal	pyr			5					NS	pyr	pyr			80					
GRD09-133	277.02	279.13	51	45	0.5	NS	pyr	pyr			90					NS	cal	pyr			5					A couple of quartz veins with pyrite and chalcopyrite.
GRD09-133	279.13	283.19	135	92	1	PL	qtz	pyr			5	60	70	304	56	DS	pyr	pyr	sul		90					
GRD09-133	283.19	283.95	25	22	1	NS	cal	pyr			2															
GRD09-133	283.95	284.58	31	16	0.5	DS	pyr	pyr	cpy		90					PL	qtz	pyr			3	60				
GRD09-133	284.58	285.14	15	33	0.5	DS	pyr	pyr	sul		90					PL	cal	pyr			5	60				
GRD09-133	285.14	285.57	13	6	0.5	NS	dol	pyr			5					DS	pyr	pyr	sul		90					
GRD09-133	285.57	286.1	10	7	0.5	NS	qtz	pyr	sul		25					PL	qtz	pyr			3	65				

Hole_ID	Vein From	Vein To	Number of Veins	Cummulative Vein Thickness mm	Common Thickness mm	Vein Inf-Type_1	Dominent Inf-Mineralogy_1	Sulfide Mineralogy_1_1	Sulfide Mineralogy_1_2	Sulfide Mineralogy_1_3	Total Sulfde %_1	Vein CA_1	Inf-Beta_1	Inf-Strike_1	Inf-dip_1	Vein Inf-Type_2	Dominent Inf-Mineralogy_2	Sulfide Mineralogy_2_1	Sulfide Mineralogy_2_2	Sulfide Mineralogy_2_3	Total Sulfde %_2	Vein CA_2	Inf-Beta_2	Inf-Strike_2	Inf-dip_2	Vein Zone Description
GRD09-133	286.1	287.33	27	22	0.5	DS	pyr	pyr	sul		90					PL	qtz	pyr			3	65				
GRD09-133	287.33	288.46	56	31	0.5	DS	sul	sul	pyr		90					NS	qtz	pyr	sul		10					
GRD09-133	288.46	294.22	138	65	0.5	NS	sul	sul	pyr		90					NS	qtz	pyr	cpy		10					
GRD09-133	294.22	294.78	17	10	0.5	NS	pyr	pyr			90					NS	cal									
GRD09-133	294.78	297.48	46	33	0.5	NS	pyr	pyr	sul		90					PL	qtz	pyr			5	30				

Drill Hole Summary

Property:	Nucleus		
Zone:	Nucleus		
Drill Hole ID:	GRD09-134		
UTM Easting:	379699	**Elevation (m):**	835
UTM Northing:	6913867	**Azimuth:**	181
(NAD 83, Zone 8)		**Dip:**	-50
Depth (m):	272.8		
Drill Contractor:	Kluane Drilling Ltd.	**Logged by:**	S. Dyck
Date Started:	28-Jun-09	**Date Started:**	1-Jul-09
Date Completed:	1-Jul-09	**Date Completed:**	6-Jul-09
Core Size:	NTW		

Dataset	Hole_ID	Logged_by	Edited_by	Date_Logged	Ox_From	Ox_To	OXIDATION	Lith_From	Lith_To	Litho	Litho_orig	Litho-1	Litho-2	% qtz Phenocryst	% fds Phenocryst	Grain Size	Texture-1	Texture-2	BxClast_1	BxClast_2	Lithology Description	Dominant Alteration	Dominant Alteration Style(occurrence)	Dominant Alteration Intensity	Secondary Alteration	Secondary Alteration Style(occurrence)	Secondary Alteration Intensity	Alteration Description
Nucleus	GRD09-134	S. Dyck		6-Jul-09	0	3.04	4	0	1.52	REW	REW										Mostly mud with minor frags of siliceous MGR.							
Nucleus	GRD09-134	S. Dyck		6-Jul-09	3.04	7.51	2	1.52	7.51	MGR	MGR	qtz				FG	MA				Almost massive looking siliceous unit. Possibly was a MGR. No foliation or phenocrysts are visible. Heavily fractured with increasing brecciation downhole. Matrix consists of lim.	qtz	PER	i				
Nucleus	GRD09-134	S. Dyck		6-Jul-09	7.51	9.38	3	7.51	12.48	FBX	FBX	qtz	lim				R	X	MGR		Fault breccia with lim gouge. Clasts appear to be silicified MGR (may have other clasts but unable to determine what those clasts are). 30% matrix and 70% clasts.	qtz	PAT	i				Silicification of clasts prior to brittle brecciation with lim matrix.
Nucleus	GRD09-134	S. Dyck		6-Jul-09	9.38	12.48	4	12.48	14.66	BRX	BRX	qtz	lim				A	C	MGR		Less brecciated than unit above. Mostly brittly fractured with lim infill. Unit appears to be silicified MGR but difficult to tell unit since qtz is the main constituent of the rock now. 10% matrix and 90% clasts.	qtz	PER	i				Silicification of clasts prior to brittle brecciation with lim matrix.
Nucleus	GRD09-134	S. Dyck		6-Jul-09	12.48	14.66	2	14.66	16.33	BRX	BRX	qtz	lim				M	X	MGR		Dark orange grey breccia with siliceous clasts of unknown rock type due to degree of silicification. Lighter and darker clasts (MGR? SCH? AMP?). Matrix is also a darker qtz. It looks like original siliceous breccia was then brittly fractured and infilled with lim. 35% matrix in siliceous breccia. 10% lim in brittle breccia.	qtz	PER	i				Silicification of clasts prior to brittle brecciation with lim matrix.
Nucleus	GRD09-134	S. Dyck		6-Jul-09	14.66	16.33	3	16.33	23.12	BRX	BRX	qtz	lim				A	C	MGR		Similar to breccia from 12.48-14.66 m. Strongly silicified possible MGR with brittle fracturing. 5% matrix (lim).	qtz	PER	i				Silicification of clasts prior to brittle brecciation with lim matrix.
Nucleus	GRD09-134	S. Dyck		6-Jul-09	16.33	23.12	2	23.12	27.23	BRX	BRX	qtz	lim				M	X	MGR		Similar to units at 12.48-14.66 m and 16.33-23.12 m but with more matrix (20%). Clasts are both rounded and angular. They are also all silicified.	qtz	PER	i				Silicification of clasts prior to brittle brecciation with lim matrix.
Nucleus	GRD09-134	S. Dyck		6-Jul-09	23.12	24.5	3	27.23	32.33	SCH	SCH	cla	qtz			MG	FO				Weakly foliated, strongly oxidized, dark orange, clay altered SCH. Possible MGR units with similar alteration within unit but unable to determine contacts. Mainly SCH. Local minor brecciation.	cla	PER	i				
Nucleus	GRD09-134	S. Dyck		6-Jul-09	24.5	26.27	4	32.33	32.96	MGR	MGR	cla	qtz			MG	EG				Light orange, strongly clay altered and oxidized MGR unit. Difficult to determine exact contacts due to alteration. Fractured near lower contact.	cla	PER	i				
Nucleus	GRD09-134	S. Dyck		6-Jul-09	26.27	27.43	2	32.96	33.53	SCH	SCH	cla	qtz			MG	FO				Weakly foliated, strongly oxidized, dark orange, clay altered SCH.	cla	PER	s				
Nucleus	GRD09-134	S. Dyck		6-Jul-09	27.43	32.33	3	33.53	34.34	MGR	MGR	qtz	cla			FG	FP				Fine grained porphyritic MGR with moderate oxidation. Weakly crackle brecciated. Upper and lower contacts are approximate due to level of oxidation and alteration.	qtz	PER	s	cla	PHE	m	
Nucleus	GRD09-134	S. Dyck		6-Jul-09	32.33	32.96	2	34.34	44.08	SCH	SCH	cla	qtz			MG	FO				Dark orange SCH, mostly well foliated with minor crackle breccias. Darker areas (remnent bio?). Remnent qtz sweats, often fractured. Strongly oxidized. May have minor MGR.	cla	PER	s				
Nucleus	GRD09-134	S. Dyck		6-Jul-09	32.96	33.53	3	44.08	45.5	SCH	SCH	cla	qtz			MG	FO				Foliated clay altered and oxidized SCH. Reddish tint to lim alteration due to hem staining. Weakly fractured.	cla	PER	s	hem	OVP	w	
Nucleus	GRD09-134	S. Dyck		6-Jul-09	33.53	34.34	2	45.5	49.08	SCH	SCH	cla	qtz			MG	FO				Dark orange SCH, mostly well foliated with minor crackle breccias. May have minor MGR.	cla	PER	s				
Nucleus	GRD09-134	S. Dyck		6-Jul-09	34.34	35.62	4	49.08	53.11	SCH	SCH	cla	qtz			MG	FO				Light orange, strongly clay altered and oxidized SCH. Well foliated, locally crackle brecciated. Strongly bleached. Minor goethite on some fracture surfaces.	cla	PER	i				
Nucleus	GRD09-134	S. Dyck		6-Jul-09	35.62	37.25	3	53.11	53.72	MGR	MGR	cla	qtz			FG	EG				Equigranular, bleached, intensely clay altered MGR. Less oxidized than surrounding SCH. Upper and lower contacts are strongly clay altered and fractured.	cla	PER	i				
Nucleus	GRD09-134	S. Dyck		6-Jul-09	37.25	46.2	4	53.72	59.01	SCH	SCH	cla	qtz			MG	FO				Mostly well foliated with minor crackle breccias. Dark orange SCH (strongly oxidized). Local goethite on fracture surfaces.	cla	PER	s				
Nucleus	GRD09-134	S. Dyck		6-Jul-09	46.2	46.46	3	59.01	67.58	MGR	MGR	cla	qtz			FG	FP				Porphyritic MGR with larger fds phenos (1-2 mm). No visible qtz eyes. Matrix may have been recrystallized. Oxidation mostly confined to fractures.	qtz	PER	s	cla	PHE	s	
Nucleus	GRD09-134	S. Dyck		6-Jul-09	46.46	50.29	4	67.58	71.45	SCH	SCH	cla	qtz			MG	FO				Dark orange SCH, mostly well foliated and strongly oxidized. Increasing goethite on fracture surfaces downhole.	cla	PER	m				

Dataset	Hole_ID	Logged_by	Edited_by	Date_Logged	Ox_From	Ox_To	OXIDATION	Lith_From	Lith_To	Litho	Litho_orig	Litho-1	Litho-2	% qtz Phenocryst	% fds Phenocryst	Grain Size	Texture-1	Texture-2	BxClast_1	BxClast_2	Lithology Description	Dominant Alteration	Dominant Alteration Style(occurrence)	Dominant Alteration Intensity	Secondary Alteration	Secondary Alteration Style(occurrence)	Secondary Alteration Intensity	Alteration Description
Nucleus	GRD09-134	S. Dyck		6-Jul-09	50.29	53.11	3	71.45	76.45	SCH	SCH	cla	qtz			MG	BX				Strongly crackle brecciated and oxidized orange SCH with minor MGR units within it. 8% lim matrix. Local goethite on fracture surfaces.	cla	PER	m				Minor weak possible fuchsite in crackle breccia.
Nucleus	GRD09-134	S. Dyck		6-Jul-09	53.11	53.7	2	76.45	82.48	SCH	SCH	cla	qtz			MG	FO				Dark orange SCH, well foliated, strongly oxidized. Local remnant bio. Moderate goethite on fractures.	cla	PER	m				
Nucleus	GRD09-134	S. Dyck		6-Jul-09	53.7	59.01	4	82.48	88.86	SCH	SCH	qtz	lim			FG	FO				Orange SCH with MGR interfingered in unit. 60% SCH and 40% MGR. MGR units more silicified, SCH units more oxidized and clay altered. Weak brecciation starts in last metre of unit. Hem staining present locally, minor and weak.	qtz	PAT	m	cla	PAT	m	
Nucleus	GRD09-134	S. Dyck		6-Jul-09	59.01	67.58	2	88.86	90.44	FBX	FBX	qtz	cla				X	M	SCH	GRA	Orange fault breccia with 15% matrix consisting of qtz-lim-cla. Mostly SCH clasts with minor granitic clasts.	cla	PER	m				
Nucleus	GRD09-134	S. Dyck		6-Jul-09	67.58	68.32	3	90.44	92.83	FAU	FAU	cla	bio				FA	FX			Dark grey fault with mostly SCH fragments. Local dark grey clay gouge becoming more bleached downhole. Minor hem staining on clay altered fracture surfaces.	cla	PER	s				
Nucleus	GRD09-134	S. Dyck		6-Jul-09	68.32	71.45	4	92.83	93.15	FBX	FBX	cla	qtz				M	X	SCH		Orangish grey brecciated SCH. 10% matrix, mostly lim with some clay and qtz. Mostly crackle brecciated with angular clasts. Some minor rounded clasts.	cla	PER	s				
Nucleus	GRD09-134	S. Dyck		6-Jul-09	71.45	76.75	3	93.15	95.85	FBX	FBX	qtz	lim	3	25		X	M	QFP	MGR	Strongly oxidized and brecciated QFP. Remnant qtz eyes still visible. Small fds phenos (<2mm), mostly replaced with lim. Minor oxidized gouge. Clasts are rounded to angular (mostly rounded to subrounded). Minor MGR clasts within unit. 30% matrix (mostly lim with some qtz). Upper contact with BRX is fingering and irregular. Lower contact with QFP is fractured.	qtz	PAT	s	cla	PAT	m	
Nucleus	GRD09-134	S. Dyck		6-Jul-09	76.75	84.35	4	95.85	97.88	QFP	QFP	qtz	lim	4	25	VF	PO				Dark orange, strongly oxidized QFP. Moderately fractured with local minor brecciation. Remnant qtz eyes visible (1-3 mm), small fds phenos mostly replaced with lim (1-2 mm).	qtz	PER	m	cla	PAT	m	
Nucleus	GRD09-134	S. Dyck		6-Jul-09	84.35	85.5	3	97.88	100.59	SCH	SCH	cla	qtz			MG	FO				Strongly oxidized SCH grading into moderately oxidized SCH downhole. Minor local hem staining in oxidized zone.	cla	PER	m				
Nucleus	GRD09-134	S. Dyck		6-Jul-09	85.5	86.6	4	100.59	120	MGR	MGR	cla	qtz			FG	PO				Bleached, strongly clay altered porphyritic MGR. Weakly oxidized (mostly on fractures), decreasing downhole. Upper contact is strongly fractured.	cla	PER	s				
Nucleus	GRD09-134	S. Dyck		6-Jul-09	86.6	87	3	120	120.59	BRX	BRX	qtz	cla				S	X	MGR		Brecciated MGR with qtz-dark sul matrix (15%). Moderately oxidized with subrounded clasts of MGR. Brittle fracturing with lim infill overprinting initial brecciation.	qtz	PER	m	cla	PAT	m	
Nucleus	GRD09-134	S. Dyck		6-Jul-09	87	90.44	4	120.59	123.13	MGR	MGR	cla	qtz			FG	PO				Similar to unit from 100.59-120 m. Minor lim on fractures, bottom of oxidation zone. Increased sul stringers and diss sul.	cla	PSM	w	qtz	PER	m	
Nucleus	GRD09-134	S. Dyck		6-Jul-09	90.44	92.25	3	123.13	125.29	GRA	GRA	fds	qtz			MG	EG				Equigranular GRA. Light grey in colour. Moderately clay altered fds phenos. Interstital sox and pyr.	cla	PSM	m	ser	PSM	w	
Nucleus	GRD09-134	S. Dyck	W. Barnes	6-Jul-09	92.25	93.51	4	125.29	125.8	MGR	PPF	qtz		1	5	VF	PO				Fractured, silicified PPF(?). Light grey-beige aphanitic matrix. Very few phenos. Minor qtz eyes have pyr-cpy rimming them. Unit is heavily fractured and has a "chilled" appearance. All phenos are less than 2 mm in size. Lower contact strongly fractured and broken near fault. Edited by WB in Oct/09 further review and matrix is seen and quartz eyes are few and look like coarser sections.	qtz	PER	s	cla	PSM	s	
Nucleus	GRD09-134	S. Dyck		6-Jul-09	93.51	95.85	3	125.8	128.02	FAU	FAU	cla	qtz			MG	FA				Broken, fractured, locally gougy FAU in GRA. GRA appears to be similar to that at 123.13-125.29 m.	cla	PER	s				
Nucleus	GRD09-134	S. Dyck		6-Jul-09	95.85	99	4	128.02	132.96	GRA	GRA	cla	qtz			MG	EG				Similar to GRA at 123.13-125.29 m with and increase in overall clay alteration.	cla	PER	s				
Nucleus	GRD09-134	S. Dyck		6-Jul-09	99	100.59	3	132.96	135.65	SCH	SCH	cla	qtz			FG	FO				Bleached SCH. Fine grained, light grey SCH with minor clay altered MGR units (<10cm) within it. Increase in qtz-pyr veining with some cpy.	cla	PER	m	ser	PAT	m	

Dataset	Hole_ID	Logged_by	Edited_by	Date_Logged	Ox_From	Ox_To	OXIDATION	Lith_From	Lith_To	Litho	Litho_orig	Litho-1	Litho-2	% qtz Phenocryst	% fds Phenocryst	Grain Size	Texture-1	Texture-2	BxClast_1	BxClast_2	Lithology Description	Dominant Alteration	Dominant Alteration Style(occurrence)	Dominant Alteration Intensity	Secondary Alteration	Secondary Alteration Style(occurrence)	Secondary Alteration Intensity	Alteration Description
Nucleus	GRD09-134	S. Dyck		6-Jul-09	100.59	107.57	2	135.65	136.7	MGR	MGR	qtz	fds			FG	FO				Weakly foliated/lineated MGR. Bleached with minor sulphides. Very minor clay alteration, mostly silicified. Upper and lower contacts are fractured and irregular, unable to get measurement.	qtz	PER	s	cla	PAT	w	
Nucleus	GRD09-134	S. Dyck		6-Jul-09	107.57	109.64	1	136.7	137.76	SCH	SCH	qtz	cla			MG	FO				Bleached SCH with weak foliation. Moderately to strongly fractured and crumbly. Mostly siliceous with minor clay alteration.	qtz	PER	m	cla	PER	w	
Nucleus	GRD09-134	S. Dyck		6-Jul-09	109.64	110.02	2	137.76	138.69	FAU	FAU	bio	cla			MG	FA				Fractured and crumbly, dark grey biotite SCH in fault with fds to cla. Moderate patchy crb alteration.	crb	PAT	m	cla	PER	w	
Nucleus	GRD09-134	S. Dyck		6-Jul-09	110.02	111.4	3	138.69	139.79	SCH	SCH	bio	chl			FG	FO				Dark grey SCH, well foliated with patchy chl and bio. Moderately to strongly pervasively oxidized. Upper contact is fractured.	qtz	PER	m				
Nucleus	GRD09-134	S. Dyck		6-Jul-09	111.4	112.78	2	139.79	141.36	GRA	GRA	fds	qtz			MG	EG				Equigranular GRA with patches of biotite rich deformed rocks (SCH or UNK-MY?). Minor interfingering MGR. 60% GRA, 30% MGR and 10% UNK. Lower contact is gradational.	qtz	PER	s	bio	PAT	m	
Nucleus	GRD09-134	S. Dyck		6-Jul-09	112.78	115.3	3	141.36	142.34	MGR	MGR	fds	qtz			FG	EG				Equigranular MGR with minor GRA intrusions < 10 cm. Grey to light grey. Local minor clay alteration but mostly silicified. Upper and lower contacts are irregular.	qtz	PER	m	cla	PAT	w	
Nucleus	GRD09-134	S. Dyck		6-Jul-09	115.3	118.77	2	142.34	143.72	GRA	GRA	fds	qtz			MG	EG				Equigranular GRA with Minor MGR and SCH bands. 75% GRA, 15% SCH, 10% MGR. Unit is mostly silicified, local minor clay alteration and fracturing. Upper contact is irregular, lower contact is fractured.	qtz	PER	s	cla	PAT	w	
Nucleus	GRD09-134	S. Dyck		6-Jul-09	118.77	121	3	143.72	146.25	SCH	SCH	qtz	bio			MG	FO				Moderately foliated silcified qtz-bio SCH with GRA intrusions fingering throughout. 65% SCH and 35% GRA. SCH is locally bleached, especially near contacts with GRA. GRA has very little mafics and is silicified.	qtz	PER	s				
Nucleus	GRD09-134	S. Dyck		6-Jul-09	121	123.52	1	146.25	146.86	MGR	MGR	fds	qtz			FG	EG				Felsic, intensely silicifed MGR. Bleached with very little mafics or sulphides. Upper contact is fractured.	qtz	PER	i				
Nucleus	GRD09-134	S. Dyck		6-Jul-09	123.52	272.8	0	146.86	153.37	SCH	SCH	qtz	bio			MG	FO				Silicified SCH with remnant bio. Moderately to strongly foliated. Minor < 10 cm large GRA intrusions, also silicified. Local very weak mylonitic texture (stretching of grains).	qtz	PER	s				
Nucleus	GRD09-134	S. Dyck		6-Jul-09				153.37	154.89	SCH	SCH	qtz				MG	FO	BL			Weakly foliated, intensely bleached, light grey SCH. Almost all qtz, possibly recrystalled SCH or foliated GRA (?).	qtz	PER	i				
Nucleus	GRD09-134	S. Dyck		6-Jul-09				154.89	160.38	GRA	GRA	fds	qtz			MG	EG				Fresh looking GRA with equigranular texture. 10% mafics, mostly altered to bio. Locally weakly fractured. Local qtz flooding (5 cm wide). Lower contact irregular, interfingering with SCH.	cla	PER	w				
Nucleus	GRD09-134	S. Dyck		6-Jul-09				160.38	161.74	SCH	SCH	qtz	bio			FG	FO	BL			Weakly foliated, bleached SCH, light grey. Minor bands of GRA within unit (<10 cm each). Minor remnant bands of biotite.	qtz	PER	s				
Nucleus	GRD09-134	S. Dyck		6-Jul-09				161.74	162.18	GRA	GRA	fds	qtz			MG	EG				Equigranular granite with < 5% bio and chl. Upper and lower contacts are fractured.							
Nucleus	GRD09-134	S. Dyck		6-Jul-09				162.18	162.74	MGR	MGR	qtz	fds			FG					Lineated MGR, strongly silicified. Moderately fractured. Upper contact is strongly fractured.	qtz	PER	s				
Nucleus	GRD09-134	S. Dyck		6-Jul-09				162.74	164.17	SCH	SCH	bio	qtz			FG	FO				Strongly foliated, fine grained, dark grey SCH with minor < 10 cm GRA units within. Local bleaching. Minor qtz bands.	qtz	OVP	m				
Nucleus	GRD09-134	S. Dyck		6-Jul-09				164.17	164.51	GRA	GRA	fds	qtz			MG	EG				Fresh looking GRA with equigranular texture. 5% mafics altered to chl and bio. Moderately fractured.							
Nucleus	GRD09-134	S. Dyck		6-Jul-09				164.51	166.14	SCH	SCH	bio	qtz			FG	FO	FX			Fine grained, dark grey bio-qtz SCH with minor granitic units subparallel to foliation (<20 cm). Minor local mylonitic texture (slight boudinaging of qtz bands, minor weak qtz blebs).	qtz	OVP	m				
Nucleus	GRD09-134	S. Dyck		6-Jul-09				166.14	166.55	GRA	GRA	fds	qtz			MG	EG				Similar to fresh granites above. 5% mafics altered to bio and chl. Siliceous (possible MGR unit) near upper contact with SCH.							

Dataset	Hole_ID	Logged_by	Edited_by	Date_Logged	Ox_From	Ox_To	OXIDATION	Lith_From	Lith_To	Litho	Litho_orig	Litho-1	Litho-2	% qtz Phenocryst	% fds Phenocryst	Grain Size	Texture-1	Texture-2	BxClast_1	BxClast_2	Lithology Description	Dominant Alteration	Dominant Alteration Style(occurrence)	Dominant Alteration Intensity	Secondary Alteration	Secondary Alteration Style(occurrence)	Secondary Alteration Intensity	Alteration Description
Nucleus	GRD09-134	S. Dyck		6-Jul-09				166.55	168.61	SCH	SCH	bio	qtz			FG	FO				Fine grained, dark greenish grey SCH with bio and chl alteration. Possible AMP SCH from 167.44 m to 168.61 m. Minor siliceous overprint. Quartz bands common near top of interval but decrease downhole. Weak mylonitic texture near beginning of interval (boudined qtz bands and minor porphyroblasts). One 20 cm and one 3 cm GRA intrusion (fresh GRA like above).	qtz	OVP	m	chl	PAT	m	
Nucleus	GRD09-134	S. Dyck		6-Jul-09				168.61	170.27	SCH	SCH	qtz	cla			MG	FO				Weakly foliated, lcoally brecciated SCH. Minor remnant bio bands. Moderate bleaching. 80% SCH and 20% GRA. GRA is weakly clay altered with 5% mafics.	cla	PER	m				
Nucleus	GRD09-134	S. Dyck		6-Jul-09				170.27	171.56	GRA	GRA	fds	qtz			MG	EG				Equigranular GRA, fresh. Minor silicification. 5% mafics altered to bio or chl. Weakly fractured. Uncertain about upper contact, seems to have some core missing.	qtz	PER	w				
Nucleus	GRD09-134	S. Dyck		6-Jul-09				171.56	171.99	SCH	SCH	bio	qtz			MG	FO				Moderately foliated bio-qtz SCH, dark grey. Partially clay atlered with possible secondary bio.	cla	PAT	w	bio	PER	w	
Nucleus	GRD09-134	S. Dyck		6-Jul-09				171.99	173.3	GRA	GRA	fds	qtz			MG	EG				Weakly altered equigranular GRA. Silicified near upper contact, grading into weakly clay altered. 5% mafics partially altered to bio and chl.	qtz	PAT	m	cla	PAT	w	
Nucleus	GRD09-134	S. Dyck		6-Jul-09				173.3	174.23	FAU	FAU	cla	qtz				FA	FX			Fractured and crumbly grey bio SCH that has been faulted. SCH is locally bleached. Minor fault brecciation near beginning of interval.	cla	PER	m	qtz	PAT	w	
Nucleus	GRD09-134	S. Dyck		6-Jul-09				174.23	178.08	SCH	SCH	qtz	bio			FG	FO				Weakly to moderately foliated qtz-bio SCH. Localy minor bleaching. Strongly pervasively silicified. Weak mylonitic texture (small qtz porphyroblasts, minor weak boudinaging of bands).	qtz	PER	s				
Nucleus	GRD09-134	S. Dyck		6-Jul-09				178.08	179.12	GRA	GRA	qtz	fds			MG	FO				Weakly foliated GRA unit (older GRA?). Light grey to white GRA with 3% mafics. May have minor bleached SCH within it. Weakly porphyritic.	qtz	PER	s				
Nucleus	GRD09-134	S. Dyck		6-Jul-09				179.12	187.67	SCH	SCH	amp	chl			FG	FO				Weakly foliated amp SCH altered to chl. Local weak mylonitic texture (broken, boudined qtz bands, porphyroblasts). Minor crb alteration throughout, mostly on fractures and in veinlets.	chl	PER	m	crb	PAT	w	
Nucleus	GRD09-134	S. Dyck		6-Jul-09				187.67	195.92	SCH	SCH	bio	qtz			FG	FO				Moderately foliated bio-qtz-chl SCH, may have some amp-rich sections. Increase in wide qtz bands (2 cm wide). Very minor local mylonitic texture. Minor crb veinlets.	chl	PAT	m				
Nucleus	GRD09-134	S. Dyck		6-Jul-09				195.92	198.54	FAU	FAU	bio	qtz				FA				Fault in biotite SCH. Locally silicified. Minor crb alteration. Shearing almost parallel to CA. Minor local gouge along shears.	cla	PAT	m	qtz	PAT	m	
Nucleus	GRD09-134	S. Dyck		6-Jul-09				198.54	201.23	SCH	SCH	chl	qtz			MG	FO				Dark green SCH with pervasive moderate chl and minor local bio. Local weak mylonitic bands. Minor MGR < 30 cm within unit. Minor patches of GRA. Locally bleached.	qtz	PAT	m	epi	PAT	w	
Nucleus	GRD09-134	S. Dyck		6-Jul-09				201.23	208.73	SCH	SCH	bio	qtz			MG	FO				Sheared SCH zone. Foliation is subparallel to parallel to the CA. Moderate pervasive clay alteration. Mostly brittle deformation, minor mylonitic textures. Minor MGR in part of core (contact parallel to CA).	cla	PER	m	qtz	PAT	m	
Nucleus	GRD09-134	S. Dyck		6-Jul-09				208.73	210.64	FAU	FAU	cla					FA				Heavily sheared, faulted zone in SCH. Minor possible MGR unit within it. Rock is mainly crumbly with local minor gouge. Local fault breccia.	cla	PER	s				
Nucleus	GRD09-134	S. Dyck		6-Jul-09				210.64	211.76	SCH	SCH	chl	qtz			FG	FO				Weakly foliated chl bio qtz SCH. Minor shearing near lower contact with MGR. Dark greenish grey. Local weak mylonitic texture.	chl	PER	m	bio	PAT	w	
Nucleus	GRD09-134	S. Dyck		6-Jul-09				211.76	212.7	MGR	MGR	fds	qtz			FG	EG				Minor siliceous MGR unit with no mafics. 16 cm SCH of similar composition as above within unit.	qtz	PER	s				
Nucleus	GRD09-134	S. Dyck		6-Jul-09				212.7	214.06	SCH	SCH	chl	qtz			FG	FO				Moderately foliated chl-qtz SCH with increased qtz bands. Minor < 15 cm band of MGR. Weak mylonitic texture in some qtz bands.	qtz	OVP	m	bio	BAN	w	
Nucleus	GRD09-134	S. Dyck		6-Jul-09				214.06	215.94	SCH	SCH	cla	bio			FG	FO				Sheared, clay altered beige bio-qtz SCH. Locally crumbly where increase in clay.	cla	PAT	m				
Nucleus	GRD09-134	S. Dyck		6-Jul-09				215.94	220.18	SCH	SCH	chl	qtz			FG	FO				Weakly foliated chl-qtz SCH. Minor crb veinlets.	qtz	OVP	w				

Dataset	Hole_ID	Logged_by	Edited_by	Date_Logged	Ox_From	Ox_To	OXIDATION	Lith_From	Lith_To	Litho	Litho_orig	Litho-1	Litho-2	% qtz Phenocryst	% fds Phenocryst	Grain Size	Texture-1	Texture-2	BxClast_1	BxClast_2	Lithology Description	Dominant Alteration	Dominant Alteration Style(occurrence)	Dominant Alteration Intensity	Secondary Alteration	Secondary Alteration Style(occurrence)	Secondary Alteration Intensity	Alteration Description
Nucleus	GRD09-134	S. Dyck		6-Jul-09				220.18	222.68	FAU	FAU	bio	cla				FA				Faulted SCH. Moderately to strongly clay altered SCH. Crb alteraiton. Minor gouge. Crumbly with minor brecciation.	cla	PER	m	crb	PAT	m	
Nucleus	GRD09-134	S. Dyck		6-Jul-09				222.68	227.4	GRA	GRA	fds	qtz			MG	EG				Interfingered GRA and qtz-bio SCH. Locally strongly fractured. 60% GRA and 40% SCH. Irregular contacts and sharp regular contacts.	qtz	OVP	m				
Nucleus	GRD09-134	S. Dyck		6-Jul-09				227.4	229.38	SCH	SCH	chl	amp			FG	FO				Weakly folaited, dark green chl-amp SCH with local bio alteration. Minor qtz bands. Minor < 10 cm wide GRA bands.	chl	PER	m	bio	PAT	w	
Nucleus	GRD09-134	S. Dyck		6-Jul-09				229.38	230.83	SCH	SCH	qtz	bio			MG	FO				Weakly to moderately foliated bleached SCH with local shearing. Moderate patchy clay alteration. Local strong silicification. Minor GRA bands < 10 cm.	qtz	PAT	s	cla	PAT	m	
Nucleus	GRD09-134	S. Dyck		6-Jul-09				230.83	233.14	SCH	SCH	qtz	bio			MG	FO	BL			Bleached light grey SCH with moderate foliation. Local minor GRA bands.	qtz	PER	s				
Nucleus	GRD09-134	S. Dyck		6-Jul-09				233.14	234.95	GRA	GRA	fds	qtz			MG	EG				Fresh GRA with minor interstitial chl. 17 cm of qtz bio SCH within GRA.	qtz	OVP	m				
Nucleus	GRD09-134	S. Dyck		6-Jul-09				234.95	239.9	SCH	SCH	qtz	fds			FG	FO				Bleached SCH with moderate to strong foliation. Minor bio bands, mostly qtz, fds and clay. Minor GRA units < 20 cm. Possibly has minor MGR units within it or was a MGR that is now foliated with minor SCH units.	qtz	OVP	m	cla	PAT	m	
Nucleus	GRD09-134	S. Dyck		6-Jul-09				239.9	241.61	GRA	GRA	fds	qtz			MG	EG				Weakly clay altered GRA with minor SCH xenos. SCH is similar composition to that above. Minor mafics.	cla	PSM	w				
Nucleus	GRD09-134	S. Dyck		6-Jul-09				241.61	243.81	SCH	SCH	qtz	bio			FG	FO				Weakly foliated locally bleached SCH with MGR and GRA intrusions. Increased stringers, weak crackle breccia appearance.	qtz	OVP	s	bio	BAN	w	
Nucleus	GRD09-134	S. Dyck		6-Jul-09				243.81	246.05	GRA	GRA	fds	qtz			MG	EG				Fresh GRA with weak ser alteration. Minor bio SCH (< 10 cm).	ser	PSM	w				
Nucleus	GRD09-134	S. Dyck		6-Jul-09				246.05	246.98	SCH	SCH	qtz	fds			FG	FO				Moderate to strong foliation in unit that was originally a MGR? Moderately silicified. Composition appears to be mainly fds and qtz with trace mafics.	qtz	PER	m				
Nucleus	GRD09-134	S. Dyck		6-Jul-09				246.98	248.56	GRA	GRA	fds	qtz			MG	EG				Siliceous GRA with <5% mafics. Minor bio SCH within unit.	qtz	OVP	s				
Nucleus	GRD09-134	S. Dyck		6-Jul-09				248.56	250.54	SCH	SCH	qtz	cla			MG	FO				Weakly foliated mixed unit of SCH and GRA (60% SCH and 40% GRA). Both units are clay altered. Minor local breccia with SCH and GRA clasts. Minor local bio. Minor MGR within unit as well. Minor crb veinlets without mineralization. End of unit looks more strained and grades into UNK (mylonite) below.	cla	PER	m				
Nucleus	GRD09-134	S. Dyck		6-Jul-09				250.54	252.46	MYL	UNK	qtz	bio			MG	FO	MY			Strongly foliated with minor moderately foliated sections. Mostly qtz with minor bio winding around qtz grains. Local minor fresher MGR. The unit appears to be more of a strained GRA than a SCH. Small augens present.	qtz	PER	s				
Nucleus	GRD09-134	S. Dyck		6-Jul-09				252.46	262.94	MYL	UNK	qtz	bio			MG	FO	MY			Strongly foliated with minor moderately foliated sections. Mostly qtz with minor bio winding around qtz grains. Local fresh GRA section with 10% mafics. Bands of fine grained, dark grey, chl and bio rich SCH throughout. Unit is 70% UNK with 25% SCH and 5% GRA. The UNK appears more GRA than SCH like in the above unit. Minor larger strained augens. More SCH towards end of unit.	qtz	PAT	s				
Nucleus	GRD09-134	S. Dyck		6-Jul-09				262.94	263.58	GRA	GRA	fds	qtz			MG	EG				Fresh granite with 10% mafics. Large qtz vein near upper contact running almost parallel to CA. Vein starts in UNK and ends in GRA.	qtz	OVP	s				
Nucleus	GRD09-134	S. Dyck		6-Jul-09				263.58	263.89	SCH	SCH	bio	qtz			FG	FO				Minor bio rich SCH between two GRA units. Very weak mylonitic texture.	crb	FFL	w				
Nucleus	GRD09-134	S. Dyck		6-Jul-09				263.89	264.46	GRA	GRA	fds	qtz			MG	EG				Similar to unit at 262.94-263.58 m but with weak cla alteration and 5% mafics.	qtz	OVP	m	cla	PSM	w	
Nucleus	GRD09-134	S. Dyck		6-Jul-09				264.46	269.47	MYL	UNK	bio	qtz			MG	FO				Moderately foliated UNK (mylonite). Weak protomylonite, appears to be a strained SCH. Bio surrounds elongated qtz blebs. Local bleached sections look more like GRA UNK above. Local clay alteration and fracturing.	qtz	PER	m	cla	PAT	m	

Dataset	Hole_ID	Logged_by	Edited_by	Date_Logged	Ox_From	Ox_To	OXIDATION	Lith_From	Lith_To	Litho	Litho_orig	Litho-1	Litho-2	% qtz Phenocryst	% fds Phenocryst	Grain Size	Texture-1	Texture-2	BxClast_1	BxClast_2	Lithology Description	Dominant Alteration	Dominant Alteration Style(occurrence)	Dominant Alteration Intensity	Secondary Alteration	Secondary Alteration Style(occurrence)	Secondary Alteration Intensity	Alteration Description
Nucleus	GRD09-134	S. Dyck		6-Jul-09				269.47	271.35	SCH	SCH	qtz	bio			FG	FO				Weakly to moderately foliated bleached SCH. Appears to be more GRA in orign than medisedimentary. Minor mylonitic texture with few augens. Very little bio.	qtz	PER	s				
Nucleus	GRD09-134	S. Dyck		6-Jul-09				271.35	272.8	SCH	SCH	qtz	cla			FG	FO				Light grey moderately foliated SCH. Similar to unit at 224.95-239.90m. Has SCH sections with some bands that look more like MGR. Very little bio present. Mostly qtz and cla (previously fds?). Minor qtz bands.	cla	PER	w	qtz	OVP	w	

Hole_ID	Min_From	Min_To	pyrite	Pyrite %	Cpy%	Prt%	Asp%	Other	Other%	Mineralization Description
GRD09-134	44.08	45.5						hem	1	Minor hem staining.
GRD09-134	59.01	67.58						sox	0.5	
GRD09-134	71.45	76.75						sox	0.5	Very minor hem staining.
GRD09-134	79.14	82.22						hem	0.01	Minor hem staining.
GRD09-134	82.22	82.48						hem	1	More hem staining.
GRD09-134	82.48	88.68						sox	0.1	Very minor hem staining.
GRD09-134	88.68	90.44						sox	0.01	
GRD09-134	92.6	92.97						hem	1	Hem mixed with clay on fracture surfaces and as staining in SCH.
GRD09-134	92.97	93.15						sox	0.5	
GRD09-134	93.15	97.88						sox	0.01	
GRD09-134	97.88	98.57						sox	0.1	
GRD09-134	98.57	98.91						hem	2	Moderate hem staining.
GRD09-134	98.91	100.59						sox	0.5	
GRD09-134	106.8	110.8	pyr	0.01				sox	0.5	
GRD09-134	110.8	120	pyr	0.01				sox	0.5	Patchy mineralization.
GRD09-134	120	120.59						sox	0.01	
GRD09-134	120.59	123.13						sox	1	
GRD09-134	123.13	125.29	pyr	0.5				sox	1	
GRD09-134	125.29	125.8	pyr	1	0.1					Sulphides replacing and rimming qtz eyes.
GRD09-134	125.8	128.02	pyx	2						
GRD09-134	128.02	132.96	pyr	0.5				sox	3	
GRD09-134	132.96	135.65	pyr	0.5	0.01			pyx	2	
GRD09-134	135.65	136.7	pyx	0.1						
GRD09-134	136.7	137.76	pyx	0.5						
GRD09-134	137.76	138.69	pyr	0.01						
GRD09-134	138.69	139.79	pyr	0.5						
GRD09-134	139.79	141.36	pyr	1	0.01					
GRD09-134	141.36	142.34	pyx	0.5	0.01					
GRD09-134	142.34	143.72	pyr	0.1				sox	0.5	
GRD09-134	143.72	146.25	pyr	1	0.01					
GRD09-134	146.25	146.86	pyx	0.1	0.1					
GRD09-134	146.86	153.37	pyr	0.5	0.01					
GRD09-134	153.37	154.89	pyr	0.5	0.01	0.01				
GRD09-134	154.89	160.38	pyr	2						
GRD09-134	160.38	161.74	pyr	0.5						
GRD09-134	161.74	162.18	pyr	0.5						
GRD09-134	162.18	162.74	pyr	0.1						
GRD09-134	162.74	164.17	pyr	0.1						
GRD09-134	164.17	164.51	pyr	0.5						
GRD09-134	164.51	166.14	pyr	0.5						
GRD09-134	166.14	166.55	pyr	0.5	0.01					
GRD09-134	166.55	168.61	pyr	0.5						
GRD09-134	168.61	170.72	pyr	0.5						
GRD09-134	170.72	171.56	pyr	1						
GRD09-134	171.56	171.99	pyr	0.5						
GRD09-134	171.99	173.3	pyr	0.5						
GRD09-134	173.3	174.32	pyr	0.01						
GRD09-134	174.32	178.08	pyr	0.5	0.01					
GRD09-134	178.08	179.12	pyr	0.1						
GRD09-134	179.12	187.67	pyr	1						
GRD09-134	187.67	190.5	pyr	0.5						
GRD09-134	190.5	191.1	pyr	1						Spotty pyr
GRD09-134	191.1	195.92	pyr	0.1						
GRD09-134	195.92	198.54	pyr	0.01						
GRD09-134	198.54	201.23	pyr	0.1						
GRD09-134	201.23	208.72	pyr	0.1						
GRD09-134	208.72	210.64	pyr	0.1						
GRD09-134	210.64	211.76	pyr	1						
GRD09-134	211.76	212.7	pyr	0.5						
GRD09-134	212.7	215.94	pyr	0.5						
GRD09-134	215.94	217.26	pyr	0.5						
GRD09-134	217.26	220.18	pyr	1						
GRD09-134	220.18	222.68	pyr	0.01						

Hole_ID	Min_From	Min_To	pyrite	Pyrite %	Cpy%	Prt%	Asp%	Other	Other%	Mineralization Description
GRD09-134	222.68	227.4	pyr	0.5						
GRD09-134	227.4	229.38	pyr	0.5						
GRD09-134	229.38	230.83	pyr	0.1						
GRD09-134	230.83	233.14	pyr	0.5	0.01					
GRD09-134	233.14	234.95	pyr	0.1						
GRD09-134	234.95	239.9	pyx	0.5	0.01					
GRD09-134	239.9	241.61	pyx	0.5	0.01					
GRD09-134	241.61	243.81	pyx	0.5						
GRD09-134	243.81	246.05	pyx	1						
GRD09-134	246.05	246.98	pyr	0.5	0.01					
GRD09-134	246.98	248.56						sox	1	
GRD09-134	248.56	250.54	pyx	0.5						
GRD09-134	250.54	252.46	pyr	0.5						
GRD09-134	252.46	262.94	pyr	0.5	0.01					
GRD09-134	262.94	263.58	pyr	0.1						
GRD09-134	263.58	263.89	pyr	0.01						
GRD09-134	263.89	264.46	pyr	0.01	0.01					
GRD09-134	264.46	265.46	pyr	0.5	0.01					
GRD09-134	265.46	266.38	pyr	0.01						
GRD09-134	266.38	269.47	pyr	0.5						
GRD09-134	269.47	271.35	pyr	0.1			0.01			
GRD09-134	271.35	272.8	pyx	1						

Hole_ID	Structure From	Structure To	foliation CA	Beta	foliation strike	foliation dip	Struct_type1	Struct_subtype1	Struct_CA1	Struct_Beta1	Struct_strike1	Struct_dip1	Structure Description
GRD09-134	1.52	7.51					BRX						Weak local crackle breccia throughout with 5% lim matrix.
GRD09-134	7.51	12.48					BRX						See lith description.
GRD09-134	12.48	14.66					BRX						See lith description.
GRD09-134	14.66	16.33					BRX						See lith description.
GRD09-134	16.33	23.12					BRX						See lith description.
GRD09-134	23.12	27.43					BRX						See lith description.
GRD09-134	27.43	32.33	60				BRX						Weakly crackle brecciated throughout unit with qtz-cla-lim matrix (10%), foliation weak and varies from 30 to 65 deg TCA, mainly seems to be at 60 deg.
GRD09-134	32.88	33.14					BRX						Brecciated and fractured SCH-MGR contact, lim-cla matrix.
GRD09-134	33.14	33.53	50										Weakly foliated.
GRD09-134	34.34	34.341					CTC	SCH-MGR	50				Sharp contact of SCH and MGR, contact is subparallel to foliation.
GRD09-134	34.341	35.33					BRX						Weakly brecciated, strongly oxidized silicified SCH, qtz cla matrix. Rounded clasts. Mostly SCH clasts with minor MGR clasts. Possible contact breccia.
GRD09-134	35.33	35.62	80										
GRD09-134	35.71	35.711					CTC	SCH-MGR	40				Minor 5 cm MGR intrusion. Bottom contact is 40 deg TCA.
GRD09-134	35.711	37.43	50				BRX						Weakly crackle brecciated with lim-qtz-cla matrix. 10% matrix. Foliation is still visible.
GRD09-134	37.43	39.88	50										
GRD09-134	39.88	41.3					BRX						Crackle breccia in SCH. 5% matrix (lim-qtz-cla), weak to moderate crackle breccia.
GRD09-134	41.3	41.75	50										
GRD09-134	41.75	42.25					BRX						Quartz rich brecciated area in SCH. 15% matrix (mostly qtz with some lim and minor clay). Angular clasts.
GRD09-134	42.25	45.5	55										
GRD09-134	45.5	46.1					BRX						Brecciated SCH with subrounded clasts. Lim rich matrix, matrix supported (20% matrix). Minor clasts of possible MGR.
GRD09-134	46.1	46.8	55										
GRD09-134	46.8	47.55	40										
GRD09-134	47.9	49.08	40										Local cm scale crackle brecciation.
GRD09-134	49.08	50.1	45				BRX						Moderate crackle breccia in strongly oxidized clay altered SCH, mostly lim matrix (5% matrix).
GRD09-134	50.1	51.1	45				BRX						More siliceous rock and breccia. Matrix more qtz rich, 3% matrix. Less lim.
GRD09-134	51.1	53.11	60				BRX						Clay rich weak crackle breccia. Increase in fractures. 4% matrix (qtz-cla-lim).
GRD09-134	53.72	58.16	50				BRX						Moderate crackle breccia in strongly oxidized clay altered SCH, mostly qtz matrix with lesser lim and clay (8% matrix).
GRD09-134	58.16	59.01	50										
GRD09-134	59.01	59.011					CTC	SCH-MGR	60				Sharp, slightly irregular contact of SCH and MGR.
GRD09-134	67.58	67.581					CTC	SCH-MGR	60				Sharp, slightly irregular contact of SCH and MGR.
GRD09-134	67.581	68.34					LIT		20				Lineated MGR or SCH near contact between MGR and SCH.
GRD09-134	68.34	71.45	40										Foliation varies from 40 to 45 deg TCA.
GRD09-134	71.45	76.75					BRX						Crackle breccia, see lith description. Foliation varies from 40-60 deg TCA.
GRD09-134	76.75	77.82	55										Foliation locally 45 deg TCA, mostly 55 deg TCA.
GRD09-134	77.82	78					BRX						Crackle breccia with lim matrix. 5% matrix. Minor clasts of SCH within matrix. Goethite and possible oxidized sulphide on fractures.
GRD09-134	78	80.69	55										Foliation locally 45 deg TCA, mostly 55 deg TCA.
GRD09-134	80.69	80.96					BRX						Strongly oxidized breccia with 35% matrix. Difficult to tell what original rock type was. Matrix is lim with goethite (?) with minor sox.
GRD09-134	80.96	82.48	45										Foliation varies from 40 to 50 deg TCA.
GRD09-134	82.48	83.82	50										Foliation is weak in siliceous, oxidized, fractured SCH. Varies from 50 to 60 deg TCA.

Hole_ID	Structure From	Structure To	foliation CA	Beta	foliation strike	foliation dip	Struct_type1	Struct_subtype1	Struct_CA1	Struct_Beta1	Struct_strike1	Struct_dip1	Structure Description
GRD09-134	83.82	85.28	40										Foliation varies from 40 to 45 deg TCA.
GRD09-134	85.28	85.51					BRX						Siliceous unit within SCH (possible MGR), crackle brecciated with 5% lim matrix.
GRD09-134	85.51	87.17	45										
GRD09-134	87.17	88.86	50				BRX						Moderate crackle breccia with lim matrix. Minor qtz blebs. Foliation ranges from 50 to 60 deg TCA.
GRD09-134	88.86	90.44					BRX						Stronger breccia with more qtz in matrix. Lim is more pervasive throughout host rock (possibly SCH with some MGR?).
GRD09-134	90.44	92.88					FAU						See lith description.
GRD09-134	92.88	93.15					BRX						See lith description.
GRD09-134	93.15	95.85					BRX						See lith description.
GRD09-134	97.54	97.7					BRX						Minor lim rich breccia in QFP. Subrounded clasts of QFP in lim-clay matrix. Partially fractured.
GRD09-134	97.88	97.881					CTC	SCH-QFP	10				Sharp shallow contact of SCH and QFP. QFP cross-cuts foliation.
GRD09-134	97.881	98.24					BRX						Moderated crackle breccia near contact with QFP. Lim-cla matrix.
GRD09-134	98.24	100.3	45										Foliation varies from 45 to 50 deg TCA.
GRD09-134	100.3	100.59					SHR						Weak shearing near contact with MGR.
GRD09-134	120	120.59					BRX						See lith description.
GRD09-134	123.13	123.131					CTC	MGR-GRA	35				Approximate contact since it is irregular.
GRD09-134	125.29	125.291					CTC	MGR-PPF	50				Approximate contact measured along a fracture.
GRD09-134	125.8	128.02					FAU						See lith description.
GRD09-134	132.96	132.961					CTC	SCH-GRA	60				Approximate contact since it is irregular.
GRD09-134	137.1	137.76					FAU						Minor in silicified bleached SCH.
GRD09-134	137.76	138.69					FAU		70				See lith description. Fractured along foliation at 70 deg TCA.
GRD09-134	138.69	139.79	75	335	262	54							Intense foliation.
GRD09-134	139.79	139.791					CTC	SCHGRA	65	20	279	64	Sharp contact of SCH and GRA subparallel to foliation.
GRD09-134	142	142.001					CTC	GRA-MGR	35	270	204	64	Contact of minor 5 cm clay altered GRA in MGR unit. Subparallel to lineation of MGR.
GRD09-134	143.72	146.25	50										Foliation mostly at 50 deg between intrusive units.
GRD09-134	146.86	146.861					CTC	SCH-MGR	65				Sharp contact of SCH and MGR, SCH is silcified near contact.
GRD09-134	146.861	147.89	0										Foliation weak and almost parallel to the CA.
GRD09-134	147.89	148.23	10										
GRD09-134	148.23	148.3					AXF		25				Folded area.
GRD09-134	148.3	150	15										Moderately foliated, local weak protomylonitic texture.
GRD09-134	150	151.2	20										Moderately foliated, local weak protomylonitic texture.
GRD09-134	151.2	153.37	35										Minor weak folding, moderately foliated with local weak protomylonitic texture. Foliation varies from 35 to 40 deg TCA
GRD09-134	153.37	154.89	30										Weakly foliated.
GRD09-134	154.89	154.891					CTC	SCH-GRA	75				Sharp regular contact cross-cutting foliation.
GRD09-134	160.38	161.05					BRX						Crackle breccia of mixed GRA and SCH. Bio and clay infill in matrix (5%).
GRD09-134	161.05	161.74	50										Weakly foliated.
GRD09-134	161.74	161.741					CTC	SCH-GRA	55				Sharp contact cross cutting foliation.
GRD09-134	162.74	162.741					CTC	SCH-GRA	60				Sharp contact, fractured along contact. Contact subparallel to foliation.
GRD09-134	162.741	164.17	60										Moderately foliated at 55 to 60 deg TCA. Very weak local protomylonitic texture. Fractured along foliation.
GRD09-134	164.17	164.171					CTC	SCH-GRA	20				Sharp contact, cross-cuts foliation.
GRD09-134	164.51	164.511					CTC	SCH-GRA	60				Sharp contact of SCH and GRA, parallel to foliation.
GRD09-134	164.511	165.12	70										Fractured SCH, moderately foliated.
GRD09-134	165.12	166.14	70										Moderately to strongly foliated. GRA intrusions parallel to foliation.
GRD09-134	166.55	166.551					CTC	SCH-GRA	60				Sharp contact parallel to foliation.
GRD09-134	166.551	168.61	70										Strongly foliated, mostly at 70 deg TCA, 60 deg near upper contact.
GRD09-134	168.61	168.611					CTC	SCH-GRA	70				Contact is subparallel to foliation, and is sharp.

Hole_ID	Structure From	Structure To	foliation CA	Beta	foliation strike	foliation dip	Struct_type1	Struct_subtype1	Struct_CA1	Struct_Beta1	Struct_strike1	Struct_dip1	Structure Description
GRD09-134	168.81	168.811					CTC	BRX-GRA	40				
GRD09-134	168.811	169					BRX						Brecciated SCH with mostly angular to subrounded SCH clasts and GRA clatsts. Matrix supported (clay, qtz). Local minor bio.
GRD09-134	169	169.001					CTC	BRX-GRA	15				
GRD09-134	169.17	169.46	70	150	294	24							Moderately foliated.
GRD09-134	169.78	170.27	30										Moderately to strongly foliated.
GRD09-134	171.56	171.561					CTC	SCH-GRA	60				Sharp contact of SCH and GRA, cross-cuts foliation.
GRD09-134	171.561	171.99	25										
GRD09-134	171.99	171.991					CTC	SCH-GRA	70				Sharp, slightly irregular contact cross-cutting foliation.
GRD09-134	173.3	173.301					CTC	SCH-GRA	30				Sharp contact, fractured along contact.
GRD09-134	173.301	173.68					BRX						Weakly brecciated SCH, minor SCH clasts. 5% matrix of qtz and cla.
GRD09-134	173.68	174.32					FAU						See lith description.
GRD09-134	174.32	178.08	20	50	137	83							Moderately foliated. Local weak protomylonitic texture.
GRD09-134	178.08	178.081					CTC	SCH-GRA	40				Sharp contact.
GRD09-134	178.081	179.12					LIT		20				Strongly lineated.
GRD09-134	179.12	179.121					CTC	SCH-GRA	40				Sharp contact.
GRD09-134	179.121	181.15	20										Moderately to strongly foliated at 20 deg TCA.
GRD09-134	181.15	187.67	5	0	90	55							Weakly to moderately foliated. Foliation varies slightly, mostly close to parallel with CA. Local weak protomylonite texture.
GRD09-134	187.67	191	15										Moderately foliated.
GRD09-134	191	193.1	5										Moderately foliated.
GRD09-134	193.1	195.92	20	350	80	71							Moderately foliated.
GRD09-134	195.92	198.54	20				FAU		20				Shearing at 20 deg TCA
GRD09-134	198.89	199.6	20				FOP						
GRD09-134	199.6	201.23	20	25	114	73	FOP						Weak to moderate foliation, local protomylonite
GRD09-134	201.23	204.44	5										Foliation is weak and slightly irregular, it varies from 5 to 10 deg TCA.
GRD09-134	204.44	208.73	0				CTC	SCH-MGR	0				Foliation varies from 0 to 5 deg TCA. Minor protomylonitic looking texture between MGR units. Contact of MGR and SCH is 0 deg TCA, SCH unit is between 2 MGR units.
GRD09-134	208.73	210.64	15				FAU		15				Crumbly, local shearing along foliation at 15 deg TCA.
GRD09-134	210.64	211.76	10				FOP						
GRD09-134	211.76	211.761					CTC	SCH-MGR	40				Sharp contact cross cutting foliation.
GRD09-134	212.26	212.261					CTC	SCH-MGR	20				Sharp contact subparallel to foliation.
GRD09-134	212.261	212.54	15										
GRD09-134	212.7	212.701					CTC	SCH-MGR	75				Sharp contact cross cutting foliation.
GRD09-134	212.701	214.06	15										Moderately foliated.
GRD09-134	214.06	215.94	20				SHR		20				
GRD09-134	215.94	219.7	5										
GRD09-134	219.7	220.18	15										
GRD09-134	220.18	222.68					FAU						
GRD09-134	222.68	227.4	20										Foliation ranges from 15 to 40 deg between GRA intrusions.
GRD09-134	227.4	227.401					CTC	SCH-GRA	40				Sharp slightly irregular contact.
GRD09-134	227.401	229.38	50										Foliation is mostly 50 deg TCA with minor local fingering intrusive near 228.60 to 228.70 m.
GRD09-134	229.38	229.381					CTC	SCH-SCH	50				Contact between SCH and sheared SCH along calcite vein.
GRD09-134	229.381	230.83					SHR						Shear zone with variable foliation from 50 to 70 deg TCA.
GRD09-134	230.83	233.14	70	15	276	60							Strongly foliated, fairly consistent. ORI measurement taken near lower contact.
GRD09-134	233.14	233.141					CTC	SCH-GRA	40	220	176	30	Sharp contact. SCH xenos in GRA near contact.
GRD09-134	234.95	234.951					CTC	SCH-GRA	70	140	229	27	Sharp contact of SCH and GRA subparallel to foliation.
GRD09-134	234.951	235.8	70										Moderately foliated.
GRD09-134	235.8	237.67	60										Strongly foliated.
GRD09-134	237.67	237.671					CTC	SCH-GRA	60				Sharp contact parallel to foliation.
GRD09-134	238	239.9	70										Moderately to strongly foliated.
GRD09-134	239.9	239.901					CTC	SCH-GRA	70				Sharp contact of SCH and GRA cross-cutting foliation.

Hole_ID	Structure From	Structure To	foliation CA	Beta	foliation strike	foliation dip	Struct_type1	Struct_subtype1	Struct_CA1	Struct_Beta1	Struct_strike1	Struct_dip1	Structure Description
GRD09-134	241.61	241.611					CTC	SCH-GRA	60				Sharp contact, fractured across contact.
GRD09-134	241.611	243	80				BRX						Weakly foliated. Weak crackle breccia with clay matrix.
GRD09-134	243	243.81					BRX						Weakly brecciated with SCH, GRA, MGR clasts, very little matrix.
GRD09-134	243.81	243.811					CTC	SCH-GRA	25	70	329	83	Irregular contact of GRA and SCH.
GRD09-134	246.05	246.051					CTC	SCH-GRA	25				GRA cross-cuts SCH, irregular contacts.
GRD09-134	246.051	246.98	55										Strongly foliated.
GRD09-134	246.98	246.981					CTC	SCH-GRA	60	170	296	11	Irregular contact of GRA and SCH.
GRD09-134	248.56	248.561					CTC	SCH-GRA	50				Sharp contact, fractured along contact.
GRD09-134	248.561	248.9	45	250	202	46							Weakly to moderately foliated.
GRD09-134	248.9	249.6					BRX						Brecciated SCH and GRA with 15% matrix. Subrounded clasts, matrix is qtz and clay.
GRD09-134	249.6	250.54	80										Weakly foliated with minor intrusions along foliation.
GRD09-134	250.54	252.46	75				FOP						Strongly foliated, moderate protomylonitic texture.
GRD09-134	252.46	252.8	75										Strongly to intensely foliated, fine grained SCH.
GRD09-134	252.8	252.801					CTC	SCH-GRA	75				Sharp contact parallel to foliation.
GRD09-134	253	253.001					CTC	GRA-UNK	75				Sharp contact parallel to foliation.
GRD09-134	253.001	261.5	75				FOP						Strongly foliated with protomylonitic texture.
GRD09-134	261.5	262.94	70										Strongly foliated, more SCH than UNK.
GRD09-134	262.94	262.941					CTC	SCH-GRA	75				Sharp contact.
GRD09-134	263.58	263.581					CTC	SCH-GRA	70				Sharp contact.
GRD09-134	263.581	264.61					FAU						Weak fault, very crumbly.
GRD09-134	264.61	265.46	80				FOP						Variable foliation in weak protomylonite. Foliation ranges from 75 to 85 deg TCA.
GRD09-134	265.46	265.461					CTC	SCH-GRA	75				Sharp contact subparallel to foliation.
GRD09-134	266.38	266.381					CTC	SCH-GRA	70				Sharp contact subparallel to foliation.
GRD09-134	266.381	269.47	60	30	286	67	FOP						Moderate protomylonite. Mostly at 60 deg TCA, local increase to 70 deg TCA. Strike may change slightly.
GRD09-134	269.47	271.35	70				FOP						Weak local FOP texture. Foliation is weaker and more variable.
GRD09-134	271.35	272.8	80										

Hole_ID	Vein From	Vein To	Number of Veins	Cummulative Vein Thickness mm	Common Thickness mm	Vein Inf-Type_1	Dominent Inf-Mineralogy_1	Sulfide Mineralogy_1_1	Sulfide Mineralogy_1_2	Sulfide Mineralogy_1_3	Total Sulfde %_1	Vein CA_1	Inf-Beta_1	Inf-Strike_1	Inf-dip_1	Vein Inf-Type_2	Dominent Inf-Mineralogy_2	Sulfide Mineralogy_2_1	Sulfide Mineralogy_2_2	Sulfide Mineralogy_2_3	Total Sulfde %_2	Vein CA_2	Inf-Beta_2	Inf-Strike_2	Inf-dip_2	Vein Zone Description
GRD09-134	1.52	7.51	1	50	50	CE	lim																			
GRD09-134	7.51	12.48	1	350	350	CE	lim																			
GRD09-134	12.48	14.66	1	50	50	CE	lim																			
GRD09-134	14.66	23.21	1	200	200	CE	lim																			
GRD09-134	23.21	27.43	1	200	200	CE	lim																			
GRD09-134	27.43	32.33	80	80	1	NS	lim									NS	qtz	lim								Local hem on fractures.
GRD09-134	32.33	32.96	15	8	0.5	NS	lim																			
GRD09-134	32.96	33.14	1	10	10	CE	lim																			
GRD09-134	33.14	33.53	10	10	1	NS	lim																			
GRD09-134	33.53	34.34	40	20	0.5	NS	lim																			
GRD09-134	34.34	35.33	1	50	50	CE	qtz	lim																		
GRD09-134	35.33	35.71	5	5	1	NS	lim																			
GRD09-134	35.71	37.43	1	80	80	CE	qtz	lim																		
GRD09-134	37.43	39.88	15	10	0.5	NS	lim																			
GRD09-134	39.88	41.3	1	50	50	CE	qtz	lim																		
GRD09-134	41.3	41.75	10	5	0.5	NS	cla	lim																		
GRD09-134	41.75	42.25	1	30	30	CE	qtz	lim																		
GRD09-134	42.25	44.08	20	20	1	NS	lim																			
GRD09-134	44.08	45.5	20	20	1	NS	lim	hem																		
GRD09-134	45.5	46.1	1	150	150	CE	lim																			
GRD09-134	46.1	49.08	35	35	1	NS	qtz	lim								NS	lim									
GRD09-134	49.08	50.1	1	40	40	CE	lim																			
GRD09-134	50.1	51.1	1	30	30	CE	qtz	lim																		
GRD09-134	51.1	53.11	1	20	20	CE	cla	lim																		
GRD09-134	53.11	53.72	5	2.5	0.5	NS	lim																			
GRD09-134	53.72	58.16	1	70	70	CE	qtz	lim																		
GRD09-134	58.16	59.01	15	15	1	NS	qtz	lim								NS	lim									
GRD09-134	59.01	67.58	140	90	0.5	NS	lim									NS	qtz	lim	sox		0.01					
GRD09-134	67.58	69.45	25	20	1	NS	lim									NS	qtz	lim			15					Vein 2 ranges from 5 to 15 deg TCA
GRD09-134	69.45	70.6	30	20	1	ST	sox	sox	lim		60															
GRD09-134	70.6	71.45	10	8	0.5	NS	lim									NS	sox	sox	lim		60					
GRD09-134	71.45	76.75	1	110	110	CE	lim	sox			5															
GRD09-134	76.75	77.82	25	20	1	NS	lim					35														
GRD09-134	77.82	78	1	20	20	CE	lim																			
GRD09-134	78	80.69	25	25	1	NS	lim									NS	qtz	lim				60				
GRD09-134	80.69	80.96	1	50	50	CE	lim	sox				15														
GRD09-134	80.96	85.28	60	40	1	PL	lim	pyr			5	20				PL	qtz	lim	pyr		5	25				Not all vein 1 has pyr in it, many veins just have lim
GRD09-134	85.28	85.51	1	10	10	CE	lim	sox			10															
GRD09-134	85.51	87.17	25	20	1	NS	qtz	sul	pyr	lim	30					NS	lim									
GRD09-134	87.17	88.86	1	40	40	CE	lim	sox			3															
GRD09-134	88.86	90.44	1	100	100	CE	qtz	lim	sox		3															
GRD09-134	92.88	93.15	1	80	80	CE	qtz	lim	sox		10															
GRD09-134	93.15	95.85	1	100	100	CE	lim																			
GRD09-134	95.85	97.54	15	15	1	PL	qtz	lim				20														
GRD09-134	97.54	97.7	1	20	20	CE	lim																			
GRD09-134	97.7	97.88	2	2	1	NS	lim																			
GRD09-134	97.88	98.24	1	15	15	CE	lim	sox			5															
GRD09-134	98.24	100.59	10	10	1	NS	lim	hem								NS	lim	pyx			25					
GRD09-134	100.59	103.63	15	10	1	NS	qtz	lim								NS	lim									Mostly qtz vnlts without lim or mineralization.
GRD09-134	103.63	106.75	50	40	1	PL	lim	sox			0.01	20														
GRD09-134	106.75	109.8	30	20	1	PL	lim	sox			1	30				PL	qtz	sox			25	30				
GRD09-134	109.8	111.7	20	15	1	PL	lim					25				NS	qtz	lim								

Hole_ID	Vein From	Vein To	Number of Veins	Cummulative Vein Thickness mm	Common Thickness mm	Vein Inf-Type_1	Dominent Inf-Mineralogy_1	Sulfide Mineralogy_1_1	Sulfide Mineralogy_1_2	Sulfide Mineralogy_1_3	Total Sulfde %_1	Vein CA_1	Inf-Beta_1	Inf-Strike_1	Inf-dip_1	Vein Inf-Type_2	Dominent Inf-Mineralogy_2	Sulfide Mineralogy_2_1	Sulfide Mineralogy_2_2	Sulfide Mineralogy_2_3	Total Sulfde %_2	Vein CA_2	Inf-Beta_2	Inf-Strike_2	Inf-dip_2	Vein Zone Description
GRD09-134	111.7	117.5	35	25	1	NS	lim									PL	qtz	pyx	pyr		25	15				
GRD09-134	117.5	120	55	40	1	NS	lim									NS	pyx	pyx	lim		65					
GRD09-134	120	120.59	1	75	75	CE	qtz	sox			10															
GRD09-134	120.59	123.13	40	30	1	NS	pyx	pyx			70					DS	pyx	pyx			85					
GRD09-134	123.13	125.29	40	40	1	SP	qtz	sox			10	60				DS	pyx	pyx			85					
GRD09-134	125.29	125.8	10	5	0.5	NS	pyx	pyx	pyr		80					DS	pyx	pyr			85					
GRD09-134	125.8	128.02	10	5	1	DS	qtz	pyx			40															
GRD09-134	128.02	132.96	40	35	1	NS	pyx	pyr	cpy		90					NS	qtz	pyr	pyx		40					
GRD09-134	132.96	135.65	70	55	1	NS	qtz	pyr	cpy		30					NS	cla	pyr	cpy		15					Note 1 larger vein with more cpy than pyr (5% cpy), 2 mm wide at 70 deg TCA.
GRD09-134	135.65	136.7	20	10	0.5	DS	pyr	pyr	pyx	cpy	80					NS	qtz	pyr			15					
GRD09-134	136.7	137.76	15	8	1	DS	qtz	pyr			40															
GRD09-134	137.76	138.69	5	5	1	NS	qtz	pyr			50															
GRD09-134	138.69	139.79	15	15	1	NS	pyr	pyr	cpy		70					PL	qtz	cpy	pyr		15	45	250	202	46	2 qtz-cpy veinlets 1 to 1.5 mm wide at 40 to 50 deg TCA.
GRD09-134	139.79	141.36	25	15	0.5	NS	qtz	pyr			40					NS	qtz	pyr	cpy		20					
GRD09-134	141.36	142.34	20	15	1	NS	pyx	pyx			70					NS	qtz	pyx	pyr		10					
GRD09-134	142.34	143.72	10	10	1	NS	pyx	pyx			80					NS	pyx	pyx	cpy		85					
GRD09-134	143.72	146.25	25	15	1	NS	qtz	pyr			25					NS	cla	pyr			5					
GRD09-134	146.25	146.86	10	5	0.5	DS	pyx	pyx			80					DS	cpy	cpy			60					Very small discontinuous veinlets
GRD09-134	146.86	149.86	20	20	1	PL	pyr	pyr			75	0				PL	qtz	cpy	ttr		10	20				Only 1 vein with possible ttr in it, 5 qtz-cpy veinlets ranging from 0.5 mm wide to 2 mm wide.
GRD09-134	149.86	153.37	25	15	1	NS	pyr	pyr	cpy		85					PL	qtz	cpy	pyr	grp	10	30				
GRD09-134	153.37	154.89	15	8	0.5	DS	pyr	pyr	pyx		90					NS	qtz	pyr			50					
GRD09-134	154.89	160.38	100	70	1	NS	pyr	pyr	cpy		75					PL	qtz	pyr			10	20				
GRD09-134	160.38	161.74	15	7	0.5	NS	qtz	pyr			20															
GRD09-134	161.74	162.18	5	2.5	0.5	NS	pyx	pyx	pyr		70															
GRD09-134	162.18	162.74	5	2.5	0.5	NS	pyx	pyx	pyr		90															
GRD09-134	162.74	164.17	10	5	0.5	NS	qtz	pyr			20															
GRD09-134	164.17	164.51	5	5	1	NS	qtz	pyr	cpy		25															
GRD09-134	164.51	166.14	20	14	0.5	NS	qtz	pyr	prt	cpy	25					NS	pyr	pyr			90					Very trace prt and cpy in qtz veins, mostly pyr. Also minor cal veinlets without mineralizaion.
GRD09-134	166.14	166.65	5	5	1	PL	cla	pyr			5	20				PL	qtz	pyr	cpy	prt	5	20				Vein 1 (2 veins) and vein 2 (1 vein) cross-cut each other.
GRD09-134	166.65	168.61	15	8	0.5	NS	qtz	pyr			45															
GRD09-134	168.61	170.27	20	15	1	NS	qtz	pyr	pyx		45															
GRD09-134	170.27	171.56	20	15	0.5	NS	ser	pyr			15					PL	qtz	pyr			5	50				
GRD09-134	171.99	173.3	15	8	0.5	NS	qtz	pyr	pyx		10															
GRD09-134	173.3	173.7	1	30	30	CE	qtz	pyx			3															
GRD09-134	174.32	178.08	10	10	1	PL	qtz	pyr			5	15	70	155	89	PL	qtz	cpy			25	15				
GRD09-134	178.08	179.12	20	15	1	PL	qtz	pyr			35	20														
GRD09-134	179.12	187.67	30	15	0.5	NS	pyr	pyr			75					NS	crb	pyr			50					Some mineralized veins with crb, also non mineralized crb veinlets.
GRD09-134	187.67	195.92	10	10	1	NS	qtz	pyr			35															Also non mineralized crb veinlets
GRD09-134	195.92	198.54	10	10	2	NS	qtz	pyr			10					PL	pyr	pyr	cpy		70	50				
GRD09-134	198.54	201.23	10	10	1	NS	qtz	pyr			50					NS	crb	pyr			30					
GRD09-134	201.23	208.73	5	5	1	NS	qtz	pyr			20					DS	pyr	pyr	pyx		90					
GRD09-134	208.73	210.64	5	5	1	NS	qtz	pyr			25															
GRD09-134	210.64	211.76	5	2.5	0.5	NS	qtz	pyr			20															
GRD09-134	211.76	212.7	10	10	1	NS	pyr	pyr			70															Minor sulphides rimming a crb veinlet.
GRD09-134	212.7	214.06	10	10	1	NS	qtz	pyr			30					NS	pyr	pyr	pyx		80					Minor crb in vein 2 veins.
GRD09-134	214.06	215.94	5	5	1	PL	qtz	pyx	pyr			70														

Hole_ID	Vein From	Vein To	Number of Veins	Cummulative Vein Thickness mm	Common Thickness mm	Vein Inf-Type_1	Dominent Inf-Mineralogy_1	Sulfide Mineralogy_1_1	Sulfide Mineralogy_1_2	Sulfide Mineralogy_1_3	Total Sulfde %_1	Vein CA_1	Inf-Beta_1	Inf-Strike_1	Inf-dip_1	Vein Inf-Type_2	Dominent Inf-Mineralogy_2	Sulfide Mineralogy_2_1	Sulfide Mineralogy_2_2	Sulfide Mineralogy_2_3	Total Sulfde %_2	Vein CA_2	Inf-Beta_2	Inf-Strike_2	Inf-dip_2	Vein Zone Description
GRD09-134	215.94	220.18	20	25	1	NS	qtz	pyr			50					PL	qtz	pyr	cpy		10	50				
GRD09-134	220.18	222.68	5	8	2	PL	qtz	pyr			5	40														
GRD09-134	222.68	227.4	30	30	1	PL	qtz	pyr			25	30				PL	qtz	cpy	pyr		5	30				
GRD09-134	227.4	229.38	5	5	1	NS	pyr	pyr	cpy		60					PL	qtz	pyr	cpy		30	25				
GRD09-134	229.38	230.83	5	8	2	NS	qtz	pyr			35															
GRD09-134	230.83	233.14	10	10	1	NS	pyr	pyr			70					PL	qtz	cpy	pyr		10	15	95	354	75	
GRD09-134	233.14	234.95	10	5	0.5	NS	pyx	pyx	pyr		85					PL	qtz	asp	cpy	pyr	3	15	200	122	39	
GRD09-134	234.95	239.9	60	40	0.5	DS	pyx	pyx	pyr		85					NS	qtz	pyr	pyx		25					
GRD09-134	239.9	241.61	40	25	0.5	DS	pyr	pyr	pyx		85					NS	pyr	pyr	cpy		75					
GRD09-134	241.61	243.81	50	30	0.5	DS	pyx	pyx			95					NS	qtz	pyr			30					
GRD09-134	243.81	246.05	30	20	0.5	NS	qtz	pyx	pyr	cpy	35															
GRD09-134	246.05	246.98	20	15	1	DS	pyx	pyx	pyr		90					NS	qtz	pyr	pyx		20					
GRD09-134	246.98	248.56	20	15	1	NS	qtz	pyr			30					NS	pyx	pyx	pyr		70					
GRD09-134	248.56	248.9	10	8	1	NS	qtz	pyr	pyx		40															
GRD09-134	248.9	249.6	1	60	60	CE	qtz	pyx	pyr		5															
GRD09-134	249.6	250.54	15	15	1	NS	qtz	pyr	cpy		40															cal veins without mineralization cross-cut sulphide rich veins
GRD09-134	250.54	252.46	10	8	1	NS	qtz	pyr			15															
GRD09-134	252.46	260.61	55	40	1	NS	qtz	pyr			50					NS	qtz	pyr	cpy		45					
GRD09-134	260.61	263.58	5	20	1	NS	pyr	pyr			70					PL	qtz	pyr			3	10				Large 2 cm wide qtz vein with euhedral qtz crystals and very minor sulphides (vein 2).
GRD09-134	263.58	263.89	1	1	1	NS	qtz	pyr			20															
GRD09-134	263.89	264.46	10	8	1	NS	pyr	pyr	pyx		70					PL	qtz	pyr			10	30				Red mineral in one of the veins, possible hem?
GRD09-134	264.46	265.46	5	5	1	NS	pyr	pyr			75															
GRD09-134	265.46	266.38	5	5	1	PL	qtz	pyr			10	15														
GRD09-134	266.38	269.47	20	25	1	NS	pyr	pyr			85					PL	qtz	pyr	cpy		20					
GRD09-134	269.47	271.35	15	15	1	PL	qtz	pyx			10	15														
GRD09-134	271.35	272.8	15	10	1	NS	qtz	pyr			10															

Drill Hole Summary

Property:	Nucleus		
Zone:	Nucleus		
Drill Hole ID:	GRD09-135		
UTM Easting:	379424	**Elevation (m):**	911
UTM Northing:	6913884	**Azimuth:**	1
(NAD 83, Zone 8)		**Dip:**	-50
Depth (m):	290.36		
Drill Contractor:	Kluane Drilling Ltd.	**Logged by:**	K. Dodd
Date Started:	29-Jun-09	**Date Started:**	8-Jul-09
Date Completed:	2-Jul-09	**Date Completed:**	16-Jul-09
Core Size:	NTW		

Dataset	Hole_ID	Logged_by	Edited_by	Date_Logged	Ox_From	Ox_To	OXIDATION	Lith_From	Lith_To	Litho	Litho_orig	Litho-1	Litho-2	% qtz Phenocryst	% fds Phenocryst	Grain Size	Texture-1	Texture-2	BxClast_1	BxClast_2	Lithology Description	Dominant Alteration	Dominant Alteration Style(occurrence)	Dominant Alteration Intensity	Secondary Alteration	Secondary Alteration Style(occurrence)	Secondary Alteration Intensity	Alteration Description
Nucleus	GRD09-135	K. Dodd		8-Jul-09	0	12.85	2	0	6.1	REW	REW	cla									Clay altered gouge section. Very dark, likely altered SCH as per unit below. Feldspars present, possibly DYK material							
Nucleus	GRD09-135	K. Dodd		8-Jul-09	12.85	14.4	2	6.1	12.85	SCH	SCH	bio	fds			fg	FO				Biotite feldspar schist. Dark grey, weakly foliated with oxidation on fracture surfaces. Increased oxidation towards end of unit. Fractured, localized zones of intense fracture and clay alteration. Granatoid intrusion, 2cm at 12.70-12.72m.	cla	PER	m				
Nucleus	GRD09-135	K. Dodd		8-Jul-09	14.4	32.5	1	12.85	25.22	MGR	MGR	qtz	fds		5	fg	PO				Silicified weakly porphyritic microgranite with limonite on fracure surfaces. Localized fractures with darker goethite? SOX? On fracts. Moderately to highly fractured with non systematic limonite stringers.	qtz	PER	m	cla	PSM	m	Silicified with clay alteration of feldspars
Nucleus	GRD09-135	K. Dodd		8-Jul-09	32.5	34.65	2	25.22	30.27	QFP	QFP	fds	qtz	5	30	vf	PO				Light grey QFP with 1-5mm euhedral to subhedral feldspar phenos and 1-3mm quartz eyes with an aphanitic groundmass. Lim on fracture surfaces. 25.22-28.63m come has vuggy texture where rectangular feldspars have been altered, vugs contain lim. Trace of very fine grained sulphides disseminated through core. 28.63-34.65 QFP is fresher, darker grey with fewer vugs. Zones of patchy alteration of felds to yellow to orange clay. 0.75cm goethite vein with clay alteration at 29.12m. Minor 5mm qtz veins in fresher section of zone.	qtz	PER	s	cla	PSM	m	Silicified with clay alteration of feldspars, patchy yellow clay alteration in unit.
Nucleus	GRD09-135	K. Dodd		8-Jul-09	34.65	37.22	1	30.27	37.7	MGR	MGR	qtz	fds		10	fg	PO				Silicified weakly porpyritic microgranite with limonite on fracture surfaces. Locally darker goethite or SOX on fracts. Patchy yellow clay alteration throughout zone. 1-3mm feldspar phenos with minor clay alteration. 1-3mm sheeted qtz veins.	qtz	PER	s	cla	PAT	m	zones of yellow clay alteration originating from lim alt'd veins.
Nucleus	GRD09-135	K. Dodd		9-Jul-09	37.7	42.24	2	37.7	41.55	MGR	MGR	qtz	fds		10	fg	PO				Mix of porphyritic microgranite, 60% and SCH 40% with increased lim alteration. Localized clay alteration, feldspars altered to clay. 37.80-39.51m increased clay alteration across a SCH zone. SCH is mod to heavily clay altered with 10 cm zone of silicified SCH. 39.51-41.55 is mainly MGA, with localized inclusions of SCH. MGA is foliated and more heavily oxidized than the following section. Vuggy where phenos have altered to lim.	cla	PER	s	qtz	PAT	w	
Nucleus	GRD09-135	K. Dodd		9-Jul-09	42.24	48.45	3	41.55	43.61	MGR	MGR	qtz	fds		5	fg	PO				Silicified weakly porphyritic MGR with localized intense lim alteration. Feldspar phenos are only weakly altered to clay.	qtz	PER	s				
Nucleus	GRD09-135	K. Dodd		9-Jul-09	48.45	50.11	4	43.61	48.61	MGR	MGR	qtz	cla			mg	FO				Foliated silicified MGR. Grain size is larger than previouse units but not as distinctive as what has previously been called a GRA. Localized areas of concentrated qtz follows foliation. Foliation is variable across unit, but is generally 70-80 TCA. Oxidization is variable and there is pervasive to patchy yellow clay ateration. 48.0-48.20 highly oxidized zone with hematite staining. Staining is orangey red possibly overprinting the lim alteration. 43.61-44.20 mafic foliated granite? Small zone is very distinct from above unit and separated from rest of unit by crumbly broken rock. Minor qtz veins across entire unit, 1-2 mm PL.	qtz	PER	s	cla	PER	s	qtz alt is pervasive, clay is dominantly pervasive with PAT areas
Nucleus	GRD09-135	K. Dodd		9-Jul-09	50.11	57.32	2	48.61	49.96	FAU	FAU										Higly oxidized clay altered rubbly MGR . Pebble size pieces with mg crystals. UCTC is irregular, broken, slightly brecciated. LCTC is broken.							
Nucleus	GRD09-135	K. Dodd	W. Barnes	9-Jul-09	57.32	66.15	3	49.96	54.87	MGR	GRA	fds	qtz			mg	EG				Clay altered mg granite. Unlike above MGR mafics are present, it's not foliated and therefore easier to determine lith. Mod to strongly clay altered, pervasive yellow clay alteration with areas of patchy silicification. Lim on fract planes. LCTC is gradational, can't measure. Edited by WB in Oct/09, further unit photo review and core review and unit is a microgranite.	cla	PER	i	qtz	PAT	w	

Dataset	Hole_ID	Logged_by	Edited_by	Date_Logged	Ox_From	Ox_To	OXIDATION	Lith_From	Lith_To	Litho	Litho_orig	Litho-1	Litho-2	% qtz Phenocryst	% fds Phenocryst	Grain Size	Texture-1	Texture-2	BxClast_1	BxClast_2	Lithology Description	Dominant Alteration	Dominant Alteration Style(occurrence)	Dominant Alteration Intensity	Secondary Alteration	Secondary Alteration Style(occurrence)	Secondary Alteration Intensity	Alteration Description
Nucleus	GRD09-135	K. Dodd	W. Barnes	9-Jul-09	66.15	73.78	2	54.87	55.96	MGR	GRA	fds	cla			mg	FO				Weakly foliated clay altered GRA that grades into a 30 cm PPF intrusion, from 55.62-55.92. GRA becomes highly silicious from 55.28-55.96m as it grades into the dyke. GRA is light grey, clay altered with patchy lim alteration. Vuggy where felds(?) have been removed.. DYK is light grey, silicious with feld phenos and anphanitic groundmass. Edited by WB in Oct/09, further unit photo review and core review and unit is a microgranite.	qtz	PER	S	cla	PER	S	clay alteration is in first part of unit, silica second part but comprises more of the unit.
Nucleus	GRD09-135	K. Dodd	W. Barnes	9-Jul-09	73.78	78.26	1	55.96	57.56	MGR	GRA	cla	qtz			mg	EG				Clay altered mg granite with pervasive lim alteration. Intermittent fractured borken core with lim veins. Also discontinuouse lim veinlets that have a dentritic texture. Likely oxidized sulphides. UCTC is in broken rock, LCTC is gradational. Increased brittle deformation to end of unit. Edited by WB in Oct/09, further unit photo review and core review and unit is a microgranite.	cla	PER	S				
Nucleus	GRD09-135	K. Dodd		9-Jul-09	78.26	83.78	2	57.56	65.06	MGR	MGR	qtz				mg	EG				Silicious brittely deformed GRA grades into more ductile clay altered GRA. 57.56-59.42m is more silicious and brittely deformed. Multiple discontinuous lim filled fractures and variable lim alteration. 59.42-65.06 is dominantly clay altered weakly foliated GRA with minor qtz lenses 2-10mm. Minor 3-5 mm qtz veins. Mal rims black clay blebs, sox? at 58.98m and trace amount of bor along fracture.	cla	PER	m	qtz	PAT	s	
Nucleus	GRD09-135	K. Dodd		9-Jul-09	83.78	87.12	3	65.06	65.45	QFP	QFP	qtz	fds	7	30	vf	PO				Light grey silicified QFP with 5mm quartz eyes. Aphanitic ground mass with 30% feldspar phenos. <0.5mm lim stringers, sheetd. Lim on fractures and patchy yellow clay alteration on felds	qtz	PER	S	cla	PAT	m	
Nucleus	GRD09-135	K. Dodd		9-Jul-09	87.12	88.74	2	65.45	69.02	MGR	MGR	cla	qtz			mg	FO				Clay altered weakly foliated GRA with lenses of silica. Felds alt'd to clay around the qtz so the qtz grains are raised. Lim alt'n along vuggy qtz veins. Lim alt decreases down hole, not as bight orange twoards end of unit. UCTC is brocken between QFP and GRA, lower contact is gradational, marked by increase in silicification and degree of ductile deformation.	cla	PER	s				
Nucleus	GRD09-135	K. Dodd		9-Jul-09	88.74	95.92	2	69.02	73.38	MYL	UNK	qtz	fds			mg	FO				Moderatly silicified moderatly foliated mylonitic GRA. Clay and lim alteration have decreased from above unit, ductile deformation has increased. Grains show a consitent foliation, quatz grains are elongated in the foliation direction. 72.43m 1cm quartz bleb with biotite wrapping around the edges. Yellow clay alteration on the feldspars is patchy. Approx 71m bio noted in stingers, increases towards end of unit, <1%.	qtz	PER	m	cla	PAT	w	Patchy clay alteration on feldspars and fracture surfaces
Nucleus	GRD09-135	K. Dodd		9-Jul-09	95.92	108.2	3	73.38	75.92	MYL	UNK	qtz				mg	FO				Increased silicification, decrease in clay alteration of the moderatly foliated mylonitic GRA. Biotite stringers < 1 mm present and trace sul in lim vein. On fresh surface pyr present in <1mm stringers. 74.11-74.2m brittely deformed quartz bleb cut by <1mm sulphide stringers.	qtz	PER	s				

Dataset	Hole_ID	Logged_by	Edited_by	Date_Logged	Ox_From	Ox_To	OXIDATION	Lith_From	Lith_To	Litho	Litho_orig	Litho-1	Litho-2	% qtz Phenocryst	% fds Phenocryst	Grain Size	Texture-1	Texture-2	BxClast_1	BxClast_2	Lithology Description	Dominant Alteration	Dominant Alteration Style(occurrence)	Dominant Alteration Intensity	Secondary Alteration	Secondary Alteration Style(occurrence)	Secondary Alteration Intensity	Alteration Description
Nucleus	GRD09-135	K. Dodd		10-Jul-09	108.2	114.42	2	75.92	78.26	MYL	UNK	qtz	fds			mg	FO				Weakly foliated partially mylonitized GRA. Rock becomes increasingly foliated at 75.92m, then fractures from 75.92-76.48m - minor brittal fault zone. Quartz blebs are elongated in the direction of foliation. Clay alteration is more prevelent in this zone as patchy yellow alt'n.76.48 -78.26m becomes more similar to the above unit with a weak to moderate foliation, localized ares showing quartz blebs with biotite stingers wrapping the margins. Minor pyr stringers and trace amounts of disseminated pyr. 77.53-77.68 minor zone of increased biotite, very mafic zone, moderate foliation. Foliation changes from 70 TCA in the faulted zone to 30 TCA in the more siliciouse zone.	cla	PER	m	qtz	PAT	m	first part of zone is more clay altered, silicification increases downhole.
Nucleus	GRD09-135	K. Dodd		10-Jul-09	114.42	117.62	4	78.26	83.78	MYL	GRA	qtz	fds			fg	EG				Light greeny grey GRA with a biotite rich zone and a lighter finer grained MGR intrusion. Colour of GRA is almost more similar to a typical QFP. Oxidation decreases down hole. Weak foliation is visible around the MGR intrusion. Intrustion is 10 TCA. Lim veins more prevelent than previous unit. Some stringers also contain fine dark sulphides and trace pyr. Also trace diss pyr. LCTC gradational, marked by increas e in oxidation	qtz	PER	s	cla	PAT	w	
Nucleus	GRD09-135	K. Dodd	W. Barnes	10-Jul-09	117.62	119.62	2	83.78	84.66	MGR	GRA	qtz	fds			mg	eg				GRA with increase oxidation and areas of weak foliation. Lim stringers continue from above unit , no sulphides visible. Yellow clay alteration on feldspars. Square bleb of malachite at 84. 61m. UCT marked by increase in oxidation, LCTC gradational change in oxidation and noticible decrease in lim stringers. Edited by WB in Oct/09, further unit photo review and core review and unit is a microgranite.	qtz	PER	s	cla	PER	m	
Nucleus	GRD09-135	K. Dodd	W. Barnes	10-Jul-09	119.62	121.23	3	84.66	85.7	MGR	GRA	qtz	lim			mg	EG				Increase in oxidation in MGR. Minor stringers of lim. Foliation developes from 85.50-85.70 with quartz flooding that follows foliation 40 TCA. Edited by WB in Oct/09, further unit photo review and core review and unit is a microgranite.	cla	PER					
Nucleus	GRD09-135	K. Dodd	W. Barnes	10-Jul-09	121.23	126.65	2	85.7	86.87	MGR	GRA	qtz	cla			mg	FB				Patchy oxidized ductiley deformed GRA before a fault. Granite conatins bio, looks very mafic . Also contains patchy areas of silicification were the bio seems to flow around the qtz. Minor patches of hem staining. Edited by WB in Oct/09, further unit photo review and core review and unit is a microgranite.	lim	PAT	S	qtz	PAT	m	
Nucleus	GRD09-135	K. Dodd		10-Jul-09	126.65	155.67	0	86.87	87.12	FAU	FAU	cla									Minor fault in GRA. Highly oxidized, crumbly and broken. Relatively biotite rich zone.							
Nucleus	GRD09-135	K. Dodd	W. Barnes	10-Jul-09				87.12	89.48	MYL	SCH	qtz	cla			fg	FO				Light grey SCH. Colour is more similar to QFP. Weakly foliated, with NS stringers of sul/pyr. Some are all lim. Oxidation and clay ateration increases down hole, feldspars alter to clay as it grades into more oxidized following unit. Minor diss pyr and trace hem alteration around biotite stringers. Sul stringers contain pyr and trace cpy. Edited by WB in Oct/09 based on photos and previous mylonites in this hole unit is a sheared granite/protomylonite.	qtz	PAT	m	cla	PAT	m	
Nucleus	GRD09-135	K. Dodd		10-Jul-09				89.48	92.38	MGR	MGR	qtz	cla			fg	FO				Strong, patchy oxidized MGR with patchy hem staining. Patchy alteration obliterates much of the rock. Weakly to moderatly foliated with lenses of quartz following foliation. Lens of biotite at 90.91 surounds a silicified square (feld?) clast.	qtz	PER	s	lim	PAT		Also have patchy hem alteration.
Nucleus	GRD09-135	K. Dodd		10-Jul-09				92.38	95.92	MGR	MGR	qtz	cla			fg	EG				Highly oxidized fine grained MGR with and increase in lim stringers. Oxidation is obliterating any sign of sulphieds. Increase in silicification to end of zone possibly due to 2cm PPF intrusion from 95.83-95.85m. UCTC and LCTC 30 TCA. 95.50 - 95.83m MGR is duclitly deformed at 30 TCA.	lim	PER	s	qtz	PER	m	

Dataset	Hole_ID	Logged_by	Edited_by	Date_Logged	Ox_From	Ox_To	OXIDATION	Lith_From	Lith_To	Litho	Litho_orig	Litho-1	Litho-2	% qtz Phenocryst	% fds Phenocryst	Grain Size	Texture-1	Texture-2	BxClast_1	BxClast_2	Lithology Description	Dominant Alteration	Dominant Alteration Style(occurrence)	Dominant Alteration Intensity	Secondary Alteration	Secondary Alteration Style(occurrence)	Secondary Alteration Intensity	Alteration Description
Nucleus	GRD09-135	K. Dodd		10-Jul-09				95.92	96.99	BRX	BRX	qtz	lim				M	Z	PPF		Highly oxidized vuggy BRX The rock is highly oxidized making it difficult to pick the rock type. The first 25 cm has patchy oxidation and zones of light grey aphanitic rock pieces with 1-2mm clay altered feldspar phenos. From 96.13-96.70m the rock is all oxidized and has 0.5-1.5cm regtangular vugs, possibly altered clasts. At 96.70m the vugs decrease and a more silicious zone shows PPF with feld phenos and aphanitic groundmass. Vugs are smaller.	lim	PER	s				
Nucleus	GRD09-135	K. Dodd	W. Barnes	10-Jul-09				96.99	98	MGR	GRA	cla				mg					At 96.99m intense clay alteration and strong hem alteration make the rock mostly red to 97.35m. Very clay altered, rock type unknow. At 97.35-98m the hem alteration decreased and the rock is intensly clay altered mostly equagranular material. This is possibly a granatoid? No visible stringers. Edited by WB in Oct/09, further unit photo review and core review and unit is a microgranite.	cla	PER	i	hem	PAT	m	
Nucleus	GRD09-135	K. Dodd		10-Jul-09				98	104.88	BRX	BRX	qtz	lim				M	Z	SCH	PPF	Clast supported crackle breccia. Angular to subangular clasts, lim cement. Weak to moderate foliation noted in some clasts of SCH. Blebs of quartz fractured into angular pieces and a band of quartaz showing brittle deformation. Minor patchy hem. Also noted clasts of PPF.	lim	PER	S	qtz	PER	S	
Nucleus	GRD09-135	K. Dodd		10-Jul-09				104.88	108.93	BRX	BRX	qtz	lim				M	Z	PPF	SCH	Patchy oxidized and patchy silicified BRX. Dominantly PPF with SCH clasts. Vuggy. Clasts are angular. Matrix supported. Increased silicification from 108.3- 108.93m that shows the clasts more clearly. Upper and lower contacts are gradational.	lim	PER	S	qtz	PAT	S	
Nucleus	GRD09-135	K. Dodd		11-Jul-09				108.93	114.42	MGR	MGR	qtz	lim			fg	EG				Silicious fine grained light grey MGR with patchy oxidation and minor zones of hematite staining. Abundant lim stringers, NS. Minor lim filled vugs, possible sulphide oxidation. 111.0m vuggy quartz veins with ox sulphides. 113.32-114.42 increase in disseminated/dedritic vein like pyrite/oxidized sulphides about 5% of rock. lim stringers also increase in this zone.	qtz	PER	m	lim	PAT	m	
Nucleus	GRD09-135	K. Dodd		11-Jul-09				114.42	117.62	MGR	MGR	lim	qtz			fg	EG				Higly oxidized silicified MGR (or SCH) with patchy hem alteration. Very few stringers compared to last unit. Qtz grains visible through the oxidation but nothing else. Some areas appear to have a slight foliation, from 114.42-115.15m which also corresponds to the bulk of the hem alteration. Localized elongated quartz. This unit could also be a highly oxidized SCH mixed with MGR.	lim	PER	i	qtz	PER	S	
Nucleus	GRD09-135	K. Dodd		11-Jul-09				117.62	119.66	SCH	SCH	qtz	lim				FO				Silicified SCH with patchy hem and yellow clay alteration and patchy oxidation. Localized quartz intrusions cut by lim stringers. Oxidized sulphide veins have a dentritic texture and are rimmed with hem. Increased zone of oxidation contains vugs with lim atlteration. Possibly more granitic intrusion with texture obliterated by oxidation. Upper contact gradational, lower contact between SCH and BRX marked by a 5cm MGR bleb at 40 TCA.	qtz	PER	s	lim	PAT	m	
Nucleus	GRD09-135	K. Dodd		11-Jul-09				119.66	121.23	BRX	BRX	qtz	lim				X	P	SCH	MGR	Matrix supported BRX with angular to subangular SCH and MGR clasts. Matrix is highly oxidized lim. Zones of the dominant host SCH with lenses of 1-2cm clasts in the lim matrix. Minor patchy hem alteration. Upper and lower contacts gradational.	qtz	PER	s	lim	PAT	m	Lim alteration is both part of the cement and in patches on the areas of dominant SCH.

Dataset	Hole_ID	Logged_by	Edited_by	Date_Logged	Ox_From	Ox_To	OXIDATION	Lith_From	Lith_To	Litho	Litho_orig	Litho-1	Litho-2	% qtz Phenocryst	% fds Phenocryst	Grain Size	Texture-1	Texture-2	BxClast_1	BxClast_2	Lithology Description	Dominant Alteration	Dominant Alteration Style(occurrence)	Dominant Alteration Intensity	Secondary Alteration	Secondary Alteration Style(occurrence)	Secondary Alteration Intensity	Alteration Description
Nucleus	GRD09-135	K. Dodd		11-Jul-09				121.23	126.65	SCH	SCH	cla	qtz			fg	FO				Strongly clay altered weakly to moderately foliated SCH with weak pervasive oxidation. Likely a metamorphosed MGR. All felds have been altered to clay leaving only elongated qtz grains to define the foliation. Some zones look very much like a MGR but the majority of the quartz grains are elongated. Occational 2-5mm quartz PL veins cross cut foliation, not mineralized. 126.26 1cm qtz vein alph 30, beta 273. 121.41-121.14 band of really hard aphanitic mafics with mg quartz blebs. Sulphides in a qtz vein. yellow clay alteration on fract surface. Alpha 60, beta 50.	cla	PER	s	qtz	PER	s	clay has likely replaced feldspars.
Nucleus	GRD09-135	K. Dodd		11-Jul-09				126.65	128.36	SCH	SCH	cla	qtz			fg	FO				Weakly to moderately foliated clay altered SCH. Unit is the same as previous but with no oxidation. Stringers are fine dark sulphides with minor amounts of pyr visible in stringers. Trace amounts of diss sul also visible. Foliation is 20 TCA. Individual grains are also visible in this section but the quartz grains are still elongated, likely a metamorphosed MGR. Minor qtz stringers	cla	PER	m	qtz	PER	s	
Nucleus	GRD09-135	K. Dodd		11-Jul-09				128.36	130.68	MGR	MGR	qtz	fds			fg	FO				Weakly foliated silicified MGR. This unit is likely the same as above, however the degree of foliation is less, the quartz grains are not as elongated and streched along the foliation. Slight increase in qtz stringers, about the same amount of sulphide stringers. About 1% diss sul in unit.	qtz	PER	s				
Nucleus	GRD09-135	K. Dodd		11-Jul-09				130.68	131.3	FAU	FAU										Crumbly clay altered foliated MGR/SCH with minor sulphide stringers. See above.							
Nucleus	GRD09-135	K. Dodd		11-Jul-09				131.3	132.97	SCH	SCH	qtz				fg	EG				Weakly to moderately foliated clay altered SCH, previously a MGR. Sulpide stringers increase down hole. Dark stringers with pyr. Minor qtz veins x-cut foliation and sul stringers. Trace amounts of sul in some qtz veins	qtz	PER	s				
Nucleus	GRD09-135	K. Dodd		11-Jul-09				132.97	133.6	BRX	BRX	qtz					M	C	SCH	MGR	Increase in silicification, brecciated SCH with minor MGR clasts. Patchy clay atleration of SCH areas. Crackle breccia, clast supported. Sulphide stringers, 60% pyr, 40% oxidized sul (pyx).	qtz	PAT	m	cla	PAT	m	
Nucleus	GRD09-135	K. Dodd		11-Jul-09				133.6	134.93	SCH	SCH	qtz	cla			fg	EG				Mixed zone of SCH and MGR. Dominantly SCH but the foliation is varailable gets truncated by patches of MGR that has no foliation. SCH still looks like it could have been a MGR at one point with elongated qtz grains. Very minor hem along a quartz vein. Pyr in sulphide stringers, trace cpy in a sulphide bleb. Upper and lower contacts gradational.	cla	PER	m	qtz	PAT	m	mostly clay altered with patchy silicification
Nucleus	GRD09-135	K. Dodd		11-Jul-09				134.93	146.75	SCH	SCH	cla	qtz			fg	EG				Strongly clay altered weakly to moderately foliated SCH. Likely a metamorphosed MGR. All felds have been altered to clay leaving only elongated qtz grains to define the foliation. Patchy yellow clay alteration. PL to NS sulphide stringers containing pyr are present throughout unit. Localized zones of increased silica as blebs that generally cross cut foliation. Foliation ranges from 10 to 40 TCA across zone. Minor breccia from 140.20-141.73. Upper contact is gradation, lower contact 20 TCA	cla	PER	m	qtz	PAT	m	Blebs of qtz, also highly silicified in BRX zone.
Nucleus	GRD09-135	K. Dodd		11-Jul-09				146.75	147.2	MGR	MGR	qtz				vf	MA				Completely silicified MGR intrusion. Individual grain still visible, but silicified. Minor amounts of sul stringers. UCTC and LCTC 20 TCA. Blebby pyr in veins.	qtz	PER	i				

Dataset	Hole_ID	Logged_by	Edited_by	Date_Logged	Ox_From	Ox_To	OXIDATION	Lith_From	Lith_To	Litho	Litho_orig	Litho-1	Litho-2	% qtz Phenocryst	% fds Phenocryst	Grain Size	Texture-1	Texture-2	BxClast_1	BxClast_2	Lithology Description	Dominant Alteration	Dominant Alteration Style(occurrence)	Dominant Alteration Intensity	Secondary Alteration	Secondary Alteration Style(occurrence)	Secondary Alteration Intensity	Alteration Description
Nucleus	GRD09-135	K. Dodd		11-Jul-09				147.2	149.22	SCH	SCH	cla	qtz			fg	EG				Strongly clay altered weakly to moderately foliated SCH. Likely a metamorphosed MGR. All felds have been altered to clay leaving only elongated qtz grains to define the foliation. Patchy yellow clay alteration, increased to pervasive at 147.8 to149.22. PL to NS sulphide stringers containing pyr are present throughout unit. Localized zones of increased silica as blebs that generally cross cut foliation. Foliation ranges from 20 to 50 TCA across zone. Upper CTC 20 TCA, lower contact gradational.	cla	PER	m	qtz	PAT	m	
Nucleus	GRD09-135	K. Dodd		12-Jul-09				149.22	151.02	MGR	MGR	qtz	cla			fg	EG				Silicious weakly foliated MGR with yellow clay alteration of fds. Increase in width of sulphide stirngers, more stringers with 2mm oxidized selvage around pyr veins. Upper and lower contacts are gradational.	qtz	PER	s	cla	PAT	w	Silicified MGR with patchy yellow clay alt'n of felds.
Nucleus	GRD09-135	K. Dodd		12-Jul-09				151.02	152.83	SCH	SCH	cla	qtz			fg	EG				Clay altered weakly to moderately foliated SCH. Clay alteration has obliterated much of the mineralogy, can see elongated quartz grains. Likely the same composition as the MGR above. Number of stringers increases down hole, at 151.77m get 1mm pyr veins with red lim 2mm selvage. Foliation is 20 TCA.	cla	PER	s				
Nucleus	GRD09-135	K. Dodd	W. Barnes	12-Jul-09				152.83	153.92	MYL	MGR	cla	qtz			fg	EG				Clay altered MGR with patchy oxidation and patchy yellow clay alteration. Some stringers altered to lim. About 15% diss pyr. Edited by WB in Oct/09, unit is fairly similar to the grey mylonites encountered earlier in the hole, just not as many clasts.	cla	PER	m				
Nucleus	GRD09-135	K. Dodd	W. Barnes	12-Jul-09				153.92	159.33	MYL	MGR	qtz	fds			fg	EG	FO			Strongly silicified light grey MGR with areas of weak -mod foliation that could be classified as SCH. Gradational upper contact with the clay alterd MGR, likely the same unit. Darker than typical MGR but the groundmass contains visible individual grains. Weak yellow patchy clay alt'n. 155.09-155.36 zone of SCH with bands secondary purple biotite, quartz and yellow clay alteration at 40 TCA. Fine diss pyr throughout unit and NS and DS pyr stringers. Granitic intrusions at 156.50-156.27m, cg qtz and fds with minor bio. 156.81-156.89m granitic intrusion with trace of moly (or graphite). Blue/silver metallic soft mineral that flakes. Edited by WB in Oct/09, unit is fairly similar to the grey mylonites encountered earlier in the hole, just not as many clasts.	qtz	PER	s	cla	PAT	w	weak patchy clay alt'n and strong silica PER alt.
Nucleus	GRD09-135	K. Dodd		13-Jul-09				159.33	160.9	SCH	SCH	cla	qtz			fg	EG	FO			Moderatly clay altered weakly to moderately foliated SCH. Patchy quartz increases to pervasive towards end of unit. Secondary biotite starts at aout 160.09m. Patchy yellow clay alteration at beginning of the unit. 160.43m quartz bleb cut by bio stringer and rimmed with bio. Upper and lower contact gradational. 2-4mm PL qtz veins from 159.33-160.09. Foliation 50 TCA, can't get good ori measurement.	qtz	PAT	m	cla	PAT	m	Patchy quartz and clay alteration with mod pervasive bio from 160.09-160.90.
Nucleus	GRD09-135	K. Dodd	W. Barnes	13-Jul-09				160.9	161.85	MYL	BRX	qtz	cla				C	P	SCH	MGR	Crackle brecciated mostly SCH with zones of MGR. Unit is mod to strongly silicified from 160.09-161.5m the increased yellow clay alteration from 161.5-161.85m. Fine disseminated pyr through zone oxidized, cubic. From 161.5-161.85m also fresh diss pyr. Bands of secondary bio alteration at 30-40 TCA. 161.26-161.29m band of bio alteration, alpha and beta at 30, strike 296, dip 84. Blebs of fresher pyr in bio band. 161.02m fracture with cherty quartz and fine dark sulphides and pyr cubes on the fracture face. Contacts gradational. Edited by WB in Oct/09, unit is fairly similar to the grey mylonites encountered earlier in the hole, just not as many clasts.	qtz	OVP	s	cla	PAT	m	Yellow clay alteration increases towards end of unit.

Dataset	Hole_ID	Logged_by	Edited_by	Date_Logged	Ox_From	Ox_To	OXIDATION	Lith_From	Lith_To	Litho	Litho_orig	Litho-1	Litho-2	% qtz Phenocryst	% fds Phenocryst	Grain Size	Texture-1	Texture-2	BxClast_1	BxClast_2	Lithology Description	Dominant Alteration	Dominant Alteration Style(occurrence)	Dominant Alteration Intensity	Secondary Alteration	Secondary Alteration Style(occurrence)	Secondary Alteration Intensity	Alteration Description
Nucleus	GRD09-135	K. Dodd	W. Barnes	13-Jul-09				161.85	163.43	MYL	MGR	qtz	fds			mg	eg	FO			Highly silicified mg MGR with weak foliation. Yellow clay alt decreases downhole. This unit has more of a GRA grain size but mafics are trace to absent. Darker than typical MGR. Minor diss pyx and pyr/pyx in DS stringers. Lim altered stringers in clay altered zone. Unit becomes slightly PO downhole. UPper and lower contacts are gradational.Edited by WB in Oct/09, unit is fairly similar to the grey mylonites encountered earlier in the hole, just not as many clasts.	qtz	OVP	s	cla	PAT	w	yellow clay alteration decreases down hole. Cla alteration started in the last unit but becomes overprinted with silica as the rock transitions to MGR.
Nucleus	GRD09-135	K. Dodd		13-Jul-09				163.43	163.83	SCH	SCH	qtz	fds			fg	eg	FO			Dark brown-yellow SCH with secondary bio and diss pyr. One really good 4mm sulphide vein with pyr, asp and trace cpy running parallel TCA. Foliation is 0. Fine DS sulphide stringers.	qtz	OVP	m	bio	DIS	w	
Nucleus	GRD09-135	K. Dodd	W. Barnes	13-Jul-09				163.83	167.85	MYL	MGR	qtz	fds			cg	eg	FO			Silicified MGR mg to cg. No mafics, therefore not a GRA. Moderate to strong foliation. Some areas may be SCH, dominantly foliated MRG. Diss pyr and pyr in 0.5-1mm PL sringers. Few to no discontinuous veins. Patchy clay alt'n around bio band at 166.54-166.55, 30 TCA. Minor 1-2 mm qtz veins. 5mm chert/qtz vein after band of bio, 50 TCA. Lower contact gradational. Edited by WB in Oct/09, unit is fairly similar to the grey mylonites encountered earlier in the hole, just not as many clasts.	qtz	OVP	s	cla	PAT	w	
Nucleus	GRD09-135	K. Dodd		13-Jul-09				167.85	176.71	SCH	SCH	qtz	fds			fg	eg	FO			Mod to strongly foliated silicified SCH with patchy weak yellow clay alteration. Upper and lower contacts gradational. Sulphide stringers and diss pyr. Likely was a MGR that has been altered. Quartz grains are elongated and streched and foliation is strongly developed on fresh surfaces, unlike on foliated MGR fresh surfaces. Minor qtz veins cross cut foliation.	qtz	OVP	s	cla	PAT	w	
Nucleus	GRD09-135	K. Dodd		13-Jul-09				176.71	179.22	SCH	SCH	qtz	fds			fg	eg	FO			weak to mod clay alt'd SCH. Weak yellow clay atl'n. Same rock type as above with clay alt'n and patches of silicification	cla	PAT	m	qtz	PAT	m	
Nucleus	GRD09-135	K. Dodd		13-Jul-09				179.22	181.03	SCH	SCH	qtz	cla				M	FO			Mixed zone of SCH and MGR. Dominantly SCH but the foliation is varailable gets truncated by patches of MGR that has no foliation. SCH still looks like it could have been a MGR at one point with elongated qtz grains. Patch of bio alteration from 181.0-181.03m. Blebby qtz veins x cut all structures.	cla	PAT	w	qtz	PAT	m	
Nucleus	GRD09-135	K. Dodd		13-Jul-09				181.03	182.48	SCH	SCH	qtz	fds			fg	eg	FO			Highly silicified SCH with consistant foliation. Likely was an MGR that has been altered. Geen grey, darker than typical MGR. Zones with fds phenos in less foliated areas.	qtz	PER	i				
Nucleus	GRD09-135	K. Dodd		13-Jul-09				182.48	183.6	SCH	SCH	qtz	cla			fg	eg	FO			Clay altered SCH. Same as above unit, increase clay alt. Also have an increase in sul stringers. Upper and lower contacts gradational, correspond to alteration changes.	cla	PER	m				
Nucleus	GRD09-135	K. Dodd		13-Jul-09				183.6	184.47	SCH	SCH	qtz	fds			fg	EG	FO			Mix of highly silicified SCH and cg MGR. MGR is all felds and qtz, no mafics. Irregular contact btw the units. Sulphide stringers and sulphides on fracture surfaces.	qtz	PER	i				
Nucleus	GRD09-135	K. Dodd		13-Jul-09				184.47	186.76	SCH	SCH	qtz	fds			fg	EG	FO			Mod to strongly foliated silicified SCH. Upper and lower contacts gradational. Sulphide stringers and diss pyr. Likely was a MGR that has been altered. Quartz grains are elongated and streched and foliation is strongly developed on fresh surfaces, unlike on foliated MGR fresh surfaces.	qtz	PER	i				

Dataset	Hole_ID	Logged_by	Edited_by	Date_Logged	Ox_From	Ox_To	OXIDATION	Lith_From	Lith_To	Litho	Litho_orig	Litho-1	Litho-2	% qtz Phenocryst	% fds Phenocryst	Grain Size	Texture-1	Texture-2	BxClast_1	BxClast_2	Lithology Description	Dominant Alteration	Dominant Alteration Style(occurrence)	Dominant Alteration Intensity	Secondary Alteration	Secondary Alteration Style(occurrence)	Secondary Alteration Intensity	Alteration Description
Nucleus	GRD09-135	K. Dodd		13-Jul-09				186.76	188.93	MGR	MGR	qtz	fds			mg	EG				Dark grey silicified MGR with patchy bio alteration and cg MGR intrusions. Neither the host MGR or the intrusions have many significant mafics, therefore intrusions are not GRA. Small brecciated zone from 186.76 to 187m. Clast supported crackle breccia with quartz and MGR clasts, bio alteration, cut by stringers.	qtz	PER	S	bio	PAT	m	
Nucleus	GRD09-135	K. Dodd		14-Jul-09				188.93	192.86	MGR	MGR	qtz	fds			fg	EG	FO			Dark grey silicified foliated MGR. Individual grains visible on fresh surface although foliation is very visible. Patchy bio alteration and DS sulphides stringers. Minnor bands of white MGR include in the foliation. Towards end of unit degree of foliation increases to what I have been calling a SCH with elongation of quartz grains and strong foliation on fresh surfaces.	qtz	PER	m	bio	PAT	w	
Nucleus	GRD09-135	K. Dodd		14-Jul-09				192.86	193.7	BRX	BRX	qtz	bio			fg	EG	FO	MGR	SCH	Mixed zone of SCH and MGR with a brecciated zone at the beginging of the unit, qtz bleb intruding intoj a MGR? Patchy bio alteration. Low angly fracture with qtz vein parallet to fracture. Contains pyr, asp and blebby cpy.	cla	PER	m	bio	PAT	m	
Nucleus	GRD09-135	K. Dodd		14-Jul-09				193.7	196.23	SCH	SCH	cla	qtz			fg	EG	FO			Clay altered SCH with minor patchy lim and patchy bio alteration. MGR intrusions. Sulphide veins cross cut all structures. MGR intrusion at 196.63-196.8m Typical porhyritic MGR with sulphide stringers.	cla	PER	m	bio	PAT	w	
Nucleus	GRD09-135	K. Dodd		14-Jul-09				196.23	197.22	SCH	SCH	bio	qtz			mg	EG	FO			Biotite rich foliated SCH or possible MYL? Individual grains of qtz are easiliy visible. Qtz vein cuts unit with bands of clay. Pyr blebby cpy and minor asp. Veins follow foliation.	bio	PER	s				
Nucleus	GRD09-135	K. Dodd		14-Jul-09				197.22	199.64	SCH	SCH	qtz	fds			mg	EG	FO			Silicified light-dark grey SCH with minor sulfide stringers. Foliation parallel TCA.	qtz	OVP	s				
Nucleus	GRD09-135	K. Dodd		14-Jul-09				199.64	201	SCH	SCH	qtz	fds			mg	EG	FO			Silicified light-dark grey SCH with minor sulfide stringers. Foliation parallel TCA. Patchy bio parallel to foliation, distincy increase in sulphide veins. Minor cg MGR intrusion at 199.9 to 199.96m, 50 TCA	qtz	OVP	s				
Nucleus	GRD09-135	K. Dodd		14-Jul-09				201	203.29	SCH	SCH	qtz	cla			mg	EG	FO			Clay altered SCH mixed with MGR with sulphide stringers. Large blebs of qtz between 201-201.3m and also includes blebs of MGR. Minor qtz veins.	cla	PER	s				
Nucleus	GRD09-135	K. Dodd		14-Jul-09				203.29	204.96	MGR	MGR	qtz	fds			fg	VU				Typical fg white MGR with 10 % diss pyx, braided qtz veins and moderate clay alteration. Likely was a PO MGR before felds altered.	cla	PER	m	qtz	PAT	w	
Nucleus	GRD09-135	K. Dodd		14-Jul-09				204.96	207.21	MYL	UNK	qtz	cla			mg	PO	FO			MYL? Medium grained foliated clay alterd SCH with secondary bio and a few porphyroclasts of qtz. Other 5mm rectangular streched quartz grains don't show evidence of rotation. Qtz crystals are rimmed in bio with is patchy to pervasive across unit. From 205.74-206.44 veins are cross cutting foliation at 90 degrees creating a crackle breccia appearence. Porphyroblast at 206m shows right lateral movement (took pic).	cla	PER	m	bio	PAT	m	
Nucleus	GRD09-135	K. Dodd		14-Jul-09				207.21	208.65	MYL	UNK	qtz	cla			mg	FO				strong bio alteration of SCH to MYL. Silicified blebs showing no foliation, greenish, looks like fg MGR. Foliation is almost parallel TCA. Zone of increase clay alteration around qtz vein. Pyr in qtz veins, trace cpy	bio	PER	s	cla	PER	m	
Nucleus	GRD09-135	K. Dodd		14-Jul-09				208.65	210.16	MYL	UNK	cla	qtz			mg	FO				Strong clay alt'd weak bio alt'd MYL to SCH. Large 3-7mm qtz blebs that follow foliation. Angular, don't apear to be rotated, just streched.	cla	PER	s	bio	PAT	w	

Dataset	Hole_ID	Logged_by	Edited_by	Date_Logged	Ox_From	Ox_To	OXIDATION	Lith_From	Lith_To	Litho	Litho_orig	Litho-1	Litho-2	% qtz Phenocryst	% fds Phenocryst	Grain Size	Texture-1	Texture-2	BxClast_1	BxClast_2	Lithology Description	Dominant Alteration	Dominant Alteration Style(occurrence)	Dominant Alteration Intensity	Secondary Alteration	Secondary Alteration Style(occurrence)	Secondary Alteration Intensity	Alteration Description
Nucleus	GRD09-135	K. Dodd		14-Jul-09				210.16	211.16	MYL	UNK	qtz	bio			mg	FO				MYL? Foliated with qtz belbs, some of which show rotation. Patchy bio and chl ateration. More silicified than previouse unite and has more qtz. More similar to 204.96 to 207.21	qtz	OVP	s	bio	PAT	m	Also patch of chl alt'n.
Nucleus	GRD09-135	K. Dodd		14-Jul-09				211.16	213	SCH	SCH	cla	qtz			mg	FO				Clay alt'd SCH with blebs of qtz and sulphide stringers. Minor breccia from 212.47-212.68m with SCH and MGR clasts. Clast supported.	cla	PER	s				
Nucleus	GRD09-135	K. Dodd		14-Jul-09				213	214.02	MYL	UNK	qtz				cg	FO				mg to cg MYL? With1-2 cm qtz veins following foliation. Minor bio alteration of shistos areas. Localized vusgs with pyr replacement.	qtz	PER	i	bio	PAT	w	
Nucleus	GRD09-135	K. Dodd		14-Jul-09				214.02	215.53	MYL	UNK	qtz	fds			mg	FO				mg MYL? With 0.5-1.5cm porphyroblasts. Rectangular streched 0.5 cm quartz blebs follow foliation. Minor bands of bio alteration beside fracture with ser alteration on fract surface at 214.75	qtz	PER	i				
Nucleus	GRD09-135	K. Dodd		14-Jul-09				215.53	216.37	MYL	UNK	qtz				fg	FO				Fine grained highly siliciouse SCH/MYL with bio alteration. Very few qtz blebs but they do show rotation. More mafic than previous secion (bio). Increased sulphide stringers (pyr)	qtz	PER	i	bio	PAT	m	
Nucleus	GRD09-135	K. Dodd		14-Jul-09				216.37	220.98	MYL	UNK	qtz				mg	FO				Medium grained foliated light grey MYL with quartz porphyroblasts, 0.5-1 cm. More than in previous sections. Localized bio alteration mostly in bands. Pervasive slicification, strong to intense in some areas. Upper and lower contacts gradational. Increase in sulphide stringers.	qtz	PER	s	bio	PAT	w	
Nucleus	GRD09-135	K. Dodd		14-Jul-09				220.98	224	SCH	SCH	cla	qtz			mg	FO				Light SCH that looks like it could have been an MGR. Similar to units earlier in hole. About 70% SCH, 30% MGR sections. MGR is vuggy with qtz phenos, likely filled in vugs. Sulphide stringers cut both units. SCH has more elongated qtz blebs than further up-hole but not as many as previous MYL sections.	cla	PER	m				
Nucleus	GRD09-135	K. Dodd		14-Jul-09				224	225.9	MYL	UNK	qtz	fds			mg	FO				Srongly silicified weakly MYL/SCH with elongated quartz blebs and weak bio PER alt'n. Qtz blebs fewer than in previous sections, about 3% vs 10%.	qtz	PER	s	cla	PER	w	
Nucleus	GRD09-135	K. Dodd		14-Jul-09				225.9	231.04	MGR	MGR	qtz	fds				PO				Silicified porphyritic MGR with feld pheno and sheeted 1mm vuggy qtz veins with pyr and asp. Silicification increases down hole. About 1% diss sulphides with iron staining, pyx. 229.0-230.3 fractured broken core. No clay, not a fault zone. Weak clay alt'n on feldspars. Minor qtz flooded zone at 226.96-227.17m resulting in qtz matrix supported BRX with subrounded MGR clasts Cut by diss pyx and asp veins. Green Cu staining (mal) around qtz clast in fractured zone.	qtz	PER	s	cla	PER	w	
Nucleus	GRD09-135	K. Dodd		15-Jul-09				231.04	233.56	SCH	SCH	qtz				mg	EG	FO			Silicified fine grained light grey SCH with sulphide stringers that cut foliation. Localized increased qtz. Becomes fg at chill margin with MGR dyke.	qtz	OVP	s				
Nucleus	GRD09-135	K. Dodd		15-Jul-09				233.56	233.87	MGR	MGR	qtz	fds			mg	PO				Strongly silicified porphyritic MGR with feld phenos and pyr and asp stringer. 5% diss pyr	qtz	OVP	i				
Nucleus	GRD09-135	K. Dodd		15-Jul-09				233.87	235.21	SCH	SCH	qtz				mg	FO				Mixed zone of mg to cg SCH with secondary bio and MGR. 233.87-234.02m intense bio alteration, fg with minor MGR intrusions at 40 TCA and blebby pyr stringers. 234.02-234.17 fg intensly silicified MGR with minor 0.5 mm clay and pyr stringers. 234. 17-234.68m SCH with bio around cg qtz blebs. MYL texture? 234. 68-235.21 foliated MGR with patchy bo and axis parallel qtz veins with pyr and asp.	qtz	PER	s	bio	PAT	m	

Dataset	Hole_ID	Logged_by	Edited_by	Date_Logged	Ox_From	Ox_To	OXIDATION	Lith_From	Lith_To	Litho	Litho_orig	Litho-1	Litho-2	% qtz Phenocryst	% fds Phenocryst	Grain Size	Texture-1	Texture-2	BxClast_1	BxClast_2	Lithology Description	Dominant Alteration	Dominant Alteration Style(occurrence)	Dominant Alteration Intensity	Secondary Alteration	Secondary Alteration Style(occurrence)	Secondary Alteration Intensity	Alteration Description
Nucleus	GRD09-135	K. Dodd		15-Jul-09				235.21	236.95	MGR	MGR	qtz	fds			fg	PO				Silicified MGR with 1-2mm feldspar phenos. From 235.72 to 236.20 the MGR is slightly foliated, a darker grey brown colour with a sharp planar upper contact and a distinct undulating lower contact. From 236.2-236.44 the MGR is white and PO with an undulating contact into a weakly foliated mg- cg mix of SCH and MGR. Sulphide stringers and diss pyr cross all contacts. Don't know what unit intruded first. Very weak clay alt'n of some felds. Upper and lower contacts gradational.	qtz	OVP	s				
Nucleus	GRD09-135	K. Dodd		15-Jul-09				236.95	238.85	SCH	SCH	cla	qtz			fg	FO	BL			Clay altered SCH with sulphide stringers and blebby qtz veins from 238.6-238.85. Light bleached SCH with minor bio alteration in patches. Upper and lower contacts gradational. Iron staining around blebs of pyx with pyr in the middle.	cla	PER	s				
Nucleus	GRD09-135	K. Dodd		15-Jul-09				238.85	239.74	MGR	MGR	qtz	fds			fg	PO	BL			Fine grained strongly silicified MGR grading into a clast supported crackle brecciat at 239.43-239.74m. DS sulphide veins with pyr and trace asp. Localized zones of hem alteration on MGR clasts.	qtz	PER	s	cla	PER	m	
Nucleus	GRD09-135	K. Dodd		15-Jul-09				239.74	242.32	SCH	SCH	qtz	bio				C	M	SCH	MGR	Mixed zone of bio alterd SCH with MGR foliated into the SCH. Clay altered fault at beginning of the zone grades into silicified crackle breccia og qtz and MGR with calcite matrix. Minor MGR zone then moves into mix of Bio alterd SCH with incorperated MGR. Qtz veins sweats? parallel to foliation. 242.12-242.32 massive qtz flooded MGR with 1mm pyr stringers.	cla	PER	m	bio	PER	m	
Nucleus	GRD09-135	K. Dodd		15-Jul-09				242.32	245.62	SCH	SCH	qtz	cla			fg	EG				Light grey SCH -likely was a MGR with sericite alteration on fracture surfaces. Belebby and diss pyr with cpy. DS sulphide stringers. 243.1 possible minor fault along fracture surface. Clay, ser and minor clacite present. Increased clay alteration to end of zone as it grades into bio altered SCH.	qtz	PAT	m	cla	PAT	w	
Nucleus	GRD09-135	K. Dodd		15-Jul-09				245.62	251.9	SCH	SCH	bio	chl			fg	EG	FO			Mafic biotite chlorite SCH with qtz and calcite veins. Beginning of the unit 245.62-247.4m is the transition zone from the SCH/MGR to the bio altered SCH. This section contains a heavily clay alterd layer with calcite and a minor malachite bleb. Foliation is parallel to core axis, very distinct bands of dark bio and a silicious, possibly MGR. Diss pyr along foliation and in DS stringers cross cutting foliation. finge grains visible in bio layers, altered from a MGR? 247.4-248.79 bio alteration dominates, core looks purpleish, mottled, fine cal and qtz stringers with pyr cut core and qtx flooded zones. 248.78-251.9m becomes very fine grained with an increase in chl. Fine >0.5mm cal stringers and 2-4mm cal veins. Minor 1cm white MGR silicious intrusions. Fine diss pyr visible in MGR. Chl zone was possibly a MYL.	chl	PER	s	bio	PAT	s	
Nucleus	GRD09-135	K. Dodd		15-Jul-09				251.9	253.52	MGR	MGR	qtz	cla			fg	MA				Transitional unit between bio chl SCH and felsic SCH. MGR with patchy hem alteration, cal on fract surfaces and qtz blebs. Pyr in qtz veins.	qtz	PER	m	cla	PAT	m	
Nucleus	GRD09-135	K. Dodd		15-Jul-09				253.52	257.43	SCH	SCH	qtz	cla			fg	FO				Felsic clay alt'd weakly foliated SCH. White to light grey with PL and DS sulphide stringers, likely was a MGR. Minor patches of hem alteration. Sulphide stringers decrease downhole. Foliation changes from 60 to 5 TCA after a quartz vein and mg-cg granitic textured zone.	cla	PER	m				
Nucleus	GRD09-135	K. Dodd		15-Jul-09				257.43	259.42	MGR	MGR	qtz	fds			fg	EG				Silicious MGR with weak clay alteration. Zones of cg MGR appear to be intruding fine grained MGR. Minor crackle breccia at beginning of zone with bio and hem between clasts of broken qtz and MGR. Transition from SCH to MGR.	qtz	PAT	m	cla	PER	w	

Dataset	Hole_ID	Logged_by	Edited_by	Date_Logged	Ox_From	Ox_To	OXIDATION	Lith_From	Lith_To	Litho	Litho_orig	Litho-1	Litho-2	% qtz Phenocryst	% fds Phenocryst	Grain Size	Texture-1	Texture-2	BxClast_1	BxClast_2	Lithology Description	Dominant Alteration	Dominant Alteration Style(occurrence)	Dominant Alteration Intensity	Secondary Alteration	Secondary Alteration Style(occurrence)	Secondary Alteration Intensity	Alteration Description
Nucleus	GRD09-135	K. Dodd		16-Jul-09				259.42	265.4	FAU	FAU	cla	qtz				EG				Fault zone with areas of completely crumbled rock and more competent rock. Rocks are a mix of MGR altered to MGR-SCH and bio altered SCH. Starts at 259.42 with increased clay alteration and then complete crumbling of MGR. Calcite present. 259.8-261.2 transition zone of MGR to MGR/SCH. Silicified with qtz vein parallel TCA and minor pyr/qtz veins. 261.2-265.4 alternating zones of bio altered sch with qtz veins almost parallel TCA with layers of intense clay alteration. Calcite veins and calcite in intense clay altered layers. Green (serecite?) alteration present.	cla	BAN	s	bio	BAN	s	
Nucleus	GRD09-135	K. Dodd		16-Jul-09				265.4	266.96	SCH	SCH	chl	bio			fg	EG	MO			Dark green chl and bio alt'd SCH with epidote alteration and qtz bles parallel to foliation. Possible MGR intrustions plus differential alteration gives it a mottled appearenc.	chl	PER	s	bio	PER	s	
Nucleus	GRD09-135	K. Dodd		16-Jul-09				266.96	268.44	SCH	SCH	cla	bio			fg	EG				Fine grained clay and bio altered SCH. Minor faulted and brecciated from 266.96 to 267.57m with 1% blebs of pyr. From 267.57- 268.44 bio altered SCH with clay alteration. Becomes more bleached towards fault. Blebs of qtz in breccia and SCH zones. UCTC 40 TCA, LCTC 25 TCA along 5mm qtz vein.	bio	PER	m	cla	PER	m	
Nucleus	GRD09-135	K. Dodd		16-Jul-09				268.44	272.46	FAU	FAU										very crumbly broken clay alted felsic SCH with minor zone of more competent bio altered SCH from about 270-270.35. qtz vein at 270.35-270.375 at 30 TCA. Competent felsic SCH at about 271.5 to 271.7 with PL py and pyx veins with no consistent orientation, about 1mm. 271.27-272.46 bio altered SCH zone with 25cm clay altered fault. Bio alteration is banded along select SCH zones and parallel to qtz and calcite veins.							
Nucleus	GRD09-135	K. Dodd		16-Jul-09				272.46	280.99	SCH	SCH	qtz	fds			fg	FO	EG			Felsic SCH, likely was a MGR with weak to moderate foliation. Some zones of MGR where grains are not streched and do not show lineation on fresh surface, about 30% of zone vs 70% SCH. Minor GRA/coarse grain MGR with feld phenos intrusions at beginning of zone and at 276.05-276.11. Zones of increased clay alt'n and minor patchy bio alt'n. 0.5-1cm qtz vein 5 TCA running parallel TCA at 277.67	qtz	PER	m	cla	PAT	m	
Nucleus	GRD09-135	K. Dodd		16-Jul-09				280.99	284.4	FBX	FBX	qtz	cla				M	X	MGR	SCH	Fault breccia with localized zones of SCH and MGR. Matrix supported by both qtz and clay. Qtz and pyr vein in SCH zone with bio alteration at 281.6-281.8m (took picture). Blebby and diss pyr throughout zone, about 10%. Mix of MGR, SCH blebby pyr and qtz veins to 282.75m, increasing evidence of brittal deformation. Matrix is about 20%, more clay than qtz.	qtz	PAT	s	cla	PAT	s	
Nucleus	GRD09-135	K. Dodd		16-Jul-09				284.4	285.78	BRX	BRX	cla	qtz				A	C	SCH		Crackl breccia in a clay altered SCH. White clay alteration on fract surfaces and in veins, kaolinite? Minor sulphide stringer, NS with sux	cla	PER	s				
Nucleus	GRD09-135	K. Dodd		16-Jul-09				285.78	290.36	SCH	SCH	chl	bio			fg	EG				Very dark chl bio SCH with qtz flooded zone that follows foliation. Gets darker and harder to see foliation further downhole, but remains at 20 TCA. Minor cal veins trace diss pyr.	chl	PER	s	bio	PER	w	

Hole_ID	Min_From	Min_To	pyrite	Pyrite %	Cpy%	Prt%	Asp%	Other	Other%	Mineralization Description
GRD09-135	0									
GRD09-135	0									
GRD09-135	12.85	25.22						sul	0.01	very fine grained dark sulphide, can't identify. Vugs contain lim, possible SOX.
GRD09-135	25.22	30.27						sul	0.01	Very minor amounts of disseminated sul. Lim alteration in vugs, don't think it's sox.
GRD09-135	30.27	37.7						sul	0.01	fine disseminated sulphides
GRD09-135	41.55	43.61						sul	0.01	trace fine disseminated dark sulphides
GRD09-135	43.61									
GRD09-135	48	48.2						hem		
GRD09-135	56.66	57.28						sox	1	Dendritic red/orange clay alt'd veinlets likely containing sox
GRD09-135	58.98	59.12						mal	0.01	Soft black clay altered blebs rimmed with mal and clay mixed together. Bornite concentrated in a fracture also at 58.98m
GRD09-135	59.9	60.06						hem	0.01	Disseminated hem along outer edge of lim selvage and around qtz bleb. Also diseminated sul
GRD09-135	76.48	78.26	pyr	0.01						trace disseminated pyr
GRD09-135	78.26	83.78	pyr	0.01						trace disseminated pyr
GRD09-135	84.62	84.621						mal	0.01	Two blebs of mal
GRD09-135	87.12	89.47	pyr	0.5	0.01					
GRD09-135	89.47	92.38						hem	0.1	patchy hem alteration
GRD09-135	108.93	114.42	pyr	1				hem	0.1	Disseminated pyr, also have zone of diss hem from 112.65-113.09m
GRD09-135	114.42	115.15						hem	20	patchy hem alteration
GRD09-135	115.15	117.62						hem	2	patchy hem alteration
GRD09-135	117.62	119						hem	5	patchy hem alteration
GRD09-135	121	121.23						hem	1	Minor patchy hem alteration
GRD09-135	126.65	128.36	pyx	0.5						Trace amounts of disseminated sul, likely oxidized pyr.
GRD09-135	128.36	130.68						sul	1	Fine disseminated sulphides, likely pyr.
GRD09-135	133.6	134.93			0.01			hem	0.01	trace cpy in the middle of a sulphide bleb. Trace hem along a qtz vein.
GRD09-135	134.93	149.22	pyx	0.01						Trace diss pyr and oxidized sul, likely pyx.
GRD09-135	149.22	151.02	pyr	20						15-20 percent diss pyr. Increases towards end of zone, very concentrated around 150.88, localized to a few centemeters.
GRD09-135	151.02	152.83	pyx	15						about 15% diss pyx
GRD09-135	152.83	153.92	pyx	15						about 15% diss pyx
GRD09-135	153.92	159.33	pyr	5						Fine diss pyr. Some oxidized but retains cubic shape.
GRD09-135	159.33	160.02	pyx	10						Combination of pyr and oxidized pyr. Some are fine dark sulphides, some are square with iron staining, others are pyr.
GRD09-135	160.9	161.5	pyx	5						
GRD09-135	161.5	161.85	pyr	15						Increased pyr min in clay altered zone.
GRD09-135	161.85	163.43	pyx	3						
GRD09-135	163.43	163.83	pyr	20						Diss pyr, blebby in some areas almost a vein but not really
GRD09-135	163.83	167.85	pyx	3						Diss square sulphides and unoxidized pyr.
GRD09-135	167.85	172.21	pyx	10						
GRD09-135	172.21	174.25	pyx	5						
GRD09-135	174.25	176.21	pyx	10						
GRD09-135	176.21	179.22	pyx	5						5% diss pyx
GRD09-135	179.22	181.03	pyx	0.1						trace oxidized sulphides
GRD09-135	181.03	182.48	pyx	10						diss pyx.
GRD09-135	182.48	183.6	pyx	5						diss fine dark sulphides and some pyr visible.
GRD09-135	183.6	184.47	pyx	10						diss fine dark sulphides and some pyr visible.
GRD09-135	184.47	186.76	pyr	15						diss pyr
GRD09-135	186.76	188.93	pyr	20						
GRD09-135	188.93	192.86	pyr	3						about 3% diss pyr.

Hole_ID	Min_From	Min_To	pyrite	Pyrite %	Cpy%	Prt%	Asp%	Other	Other%	Mineralization Description
GRD09-135	192.86	193.7	pyr	1						fine diss pyr, very mashed up rock, possibly more.
GRD09-135	193.7	194.26	pyx	5						fine diss dark sulphides at beginning of unit. Too clay altered in following section.
GRD09-135	197.22	199.64	pyr	3						Minor diss pyr with iron halos.
GRD09-135	199.64	201	pyr	7						Diss pyr with iron halos.
GRD09-135	203.29	204.96	pyx	10						
GRD09-135	210.96	211.6	pyr	5						
GRD09-135	211.6	213	pyr	15						diss pyr and blebby pyr in mixed zone of SCH and MGR from 212.47-212.68m.
GRD09-135	213	214.02	pyr	15						
GRD09-135	224	225.9	pyr	5						diss pyr
GRD09-135	225.9	231.04	pyx	1						minor diss pyx with iron staining around grains.
GRD09-135	231.04	233.56	pyr	5						diss pyr
GRD09-135	233.56	233.87	pyr	5						diss pyr
GRD09-135	235.21	236.95	pyr	15						
GRD09-135	236.95	238.85	pyr	10						diss pyr
GRD09-135	238.85	239.74	pyr	19			1			diss pyr and minor asp.
GRD09-135	241.5	241.7	pyx	30						massive blebby oxidized pyr associated with qtz flooded zone.
GRD09-135	242.32	245.62	pyr	18	2					
GRD09-135	253.52	257.43	pyr	10						diss pyr
GRD09-135	272.46	280.99	pyr	3						diss pyr
GRD09-135	280.99	284.4	pyr	10						blebby pyr
GRD09-135	284.4	285.78	pyx	2						
GRD09-135	285.78	290.36	pyr	3						diss pyr

Hole_ID	Structure From	Structure To	foliation CA	Beta	foliation strike	foliation dip	Struct_type1	Struct_subtype1	Struct_CA1	Struct_Beta1	Struct_strike1	Struct_dip1	Structure Description
GRD09-135													
GRD09-135	0	11.47	40										
GRD09-135	11.47	12.85					BRX						11.47-12 highly broken clay altered faulted zone. 12-12.85 Crackle breccia with lim cements and 2cm granitoid intrusion.
GRD09-135	37.7	41.55	30										rough foliation of mixed zone of SCH and MGA. Measurement taken on SCH, foliated MGA gives 40 TCA.
GRD09-135	44	45.11	80										
GRD09-135	45.11	46.14	10										
GRD09-135	46.14	48.61	75										
GRD09-135	54.87	55.96	50										
GRD09-135	59.17	59.37					BRX						20cm crackle breccia. Anglular GRA clasts
GRD09-135	61.55	61.551	30										
GRD09-135	65.06	65.061					CTC	GRA-QFP	40				
GRD09-135	69.02	73.78	75	10	93	55							Dominant foliation in unit
GRD09-135	73.78	75.32	75										
GRD09-135	75.92	76.48	70				FAU	GRA-GRA	70				Minor fault in GRA unit with mylonitic texture. Fault orientation base on foliation texture
GRD09-135	76.48	78.26	30										
GRD09-135	80.2	80.201					CTC	GRA-MGR	15				
GRD09-135	80.77	83.78	65										
GRD09-135	83.78	84.66	70										
GRD09-135	85.5	85.7	40										
GRD09-135	87.12	89.47	70										
GRD09-135	89.47	92.38	10										
GRD09-135	95.5	95.83	30										
GRD09-135	95.83	95.85					DYK	PPF	30	260	14	61	
GRD09-135	96.95	96.951					CTC	PPF-GRA	30	270			contact between PPF and hem alteration. Possibly altered GRA or it could be PPF, took picture.
GRD09-135	117.63	118.78	60	205	45	17							
GRD09-135	121.23	126.65	40	345	79	89							
GRD09-135	127.94	128.04					BRX	SCH-BRX	30				127.9-128.11 qtz intrusion and brecciated zone. BRX 127.94-128.04m 5mm matrix supported qtz grains in a clay qtz matrix. Bounded by qtz intrusion into SCH.
GRD09-135	131.3	132.97	15										Foliation is about 15 across unit, steepens towards end to 40, may be due to following BRX unit. Unable to get ori measurement as it's too faint.
GRD09-135	134.93	140.2	30										Foliation varies across unit but the average is 30 TCA. Can't get a oried measurement from foliation.
GRD09-135	140.2	141.73					BRX	SCH-BRX					Zone of increased silicification with angular to sub angular clasts of SCH and pieces of qtz. Ranges from clast supported on the margins of the zone to matrix supported in the centre. Sulphide veins cuts breccia zone. Vuggy and clay altered in the centre of the zone.
GRD09-135	141.73	146.75	30										Foliation varies across unit but the average is 30 TCA. Can't get a oried measurement from foliation.
GRD09-135	146.75	147.2					CTC	SCH-MGR	20				UCTC and LCTC at 20 TCA
GRD09-135	147.2	149.22	30										Foliation varies across unit but the average is 30 TCA. Can't get a oried measurement from foliation.
GRD09-135	156.27	156.5					DYK	GRA-MGR	30	155	217	27	Granitic intrusions at 156.50-156.27m, cg in the center with a mg chill margin of qtz and fds with minor bio. UCTC and LCTC 30 TCA.
GRD09-135	157.81	157.89					DYK	GRA-MGR	40				157.81-157.89m granitic intrusion with trace of moly (or graphite). Blue/silver metallic soft mineral that flakes. Possibly two episodes of granitic intrusion as mg are in the center and cg are along the edge.
GRD09-135	161.26	161.29					LIN		30	30	296	84	Bands of secondary bio alteration at 30-40 TCA. 161.26-161.29m band of bio alteration, alpha and beta at 30, strike 296, dip 84.
GRD09-135	161.85	163.43	40										
GRD09-135	163.43	163.431					CTC	SCH-MGR	40				UCTC btw MGR and SCH, undulating contact
GRD09-135	163.431	163.83	5										
GRD09-135	163.83	163.831					CTC	SCH-MGR	30				LCTC bwt SCH and MGR, very straight.

Hole_ID	Structure From	Structure To	foliation CA	Beta	foliation strike	foliation dip	Struct_type1	Struct_subtype1	Struct_CA1	Struct_Beta1	Struct_strike1	Struct_dip1	Structure Description
GRD09-135	163.831	166	50										
GRD09-135	166	167.25	20										
GRD09-135	167.25	167.85	50										
GRD09-135	167.85	176.71	50	280	42	59							Very consistent foliation
GRD09-135	176.71	177.11	60										
GRD09-135	177.11	177.4					BRX	SCH-BRX	60				3cm matrix supported qtz breccia/vein. Well rounded qtz clasts and feld (square) clasts. Incorperates pieces of surrounding clay alt'd SCH.
GRD09-135	177.4	178.1	20										
GRD09-135	178.1	179.22	50										
GRD09-135	181.03	181.031					CTC	SCH-BRX	20				LCTC bwt mixed SCH and MGR and SCH
GRD09-135	181.031	182.48	40	350	82	90							Foliation fairly consistant over enitre zone.
GRD09-135	182.48	183.6	50										
GRD09-135	184.47	186.55	25										
GRD09-135	186.55	186.66					BRX	SCH-BRX	50	20	103	79	Matrix supported qtz vein breccia with minor clay alt'n and sulphide stringers cutting breccia.
GRD09-135	186.66	186.76	40										can't get foliation off oried core
GRD09-135	188.22	188.35					DYK	MGR-MGR	50	110	152	43	
GRD09-135	188.93	189.66	15										
GRD09-135	189.66	189.7					DYK	MGR-MGR	60				Intrusion of MGR? mg qtz and fds around 2cm qtz vein.
GRD09-135	189.7	190.25											
GRD09-135	190.25	190.3					DYK	MGR-MGR	20				strong bio altered zone cross cut by sulphide stringers. Follows foliation.
GRD09-135	193.33	193.331					FRC		20	300	215	88	Fracture is in bio rich zone and parallels pyr asp cpy vein. See vain log.
GRD09-135	193.331	195.63	20										
GRD09-135	195.63	195.631					CTC	SCH-MGR	50				UCTC of SHC-MGR.
GRD09-135	195.8	195.801					CTC	SCH-MGR	40				LCTC of MGR-SCH
GRD09-135	196.23	197.22	20										
GRD09-135	197.22	199.17	15										
GRD09-135	199.17	199.46					FAU	S	20				Increased clay alteration and crumbly core. Broken rock, no movement.
GRD09-135	199.46	199.64	15										
GRD09-135	199.64	201	10										
GRD09-135	201	203.29	30										
GRD09-135	203.29	203.291					CTC	SCH-MGR	90				UCTC SCH to MGR
GRD09-135	204.96	204.961					CTC	SCH-MGR	85				LCTC MGR to SCH
GRD09-135	204.961	207.21	30	0	270	80							
GRD09-135	207.21	208.65	10										
GRD09-135	208.65	209.47	40										
GRD09-135	209.47	210.16	5										
GRD09-135	210.16	211.6	50										
GRD09-135	211.6	213	40	320	60	83							
GRD09-135	213	214.02	40										
GRD09-135	214.02	215.53	40										
GRD09-135	215.53	216.37	40										
GRD09-135	216.37	220.98	40										
GRD09-135	220.98	224	30										
GRD09-135	224	225.9	30										
GRD09-135	231.04	233.56	30	20	287	82							
GRD09-135	233.56	233.561					CTC	SCH-MGR	90	140	90	40	wavey contact, took the best spot possible for measurement. UCTC of SCH and MGR.
GRD09-135	233.87	233.871					CTC	SCH-MGR	40	330	67	86	
GRD09-135	234.17	234.68	30	10	279	80							
GRD09-135	235.73	235.731					CTC	MGR-MGR	50	50	121	71	PL contact between alteration/weak foliation and no foliation.
GRD09-135	236.95	238.85	25										
GRD09-135	239.74	240.03					FAU						Clay alterd SCH with crumbly sand pebble size broken pieces. Qtz veins in zone. Ends at highly silicified crackle breccia. Gradational upper contact with MGR.
GRD09-135	240.03	240.031					CTC	BRX-FAU	40				UCTC of FAU to BRX
GRD09-135	240.45	240.451					CTC	BRX-MGR	40				LCTC of BRX to MGR intrusion
GRD09-135	240.451	240.54					CTC	SCH-MGR	40				LCTC of MGR-SCH
GRD09-135	240.54	241.17	40										
GRD09-135	241.17	242.32	25										
GRD09-135	242.32	242.321	20				CTC	SCH-MGR					contact between MGR and SCH.
GRD09-135	242.321	245.62	20										
GRD09-135	245.62	247.4	10										
GRD09-135	248.78	251.1	5										

Hole_ID	Structure From	Structure To	foliation CA	Beta	foliation strike	foliation dip	Struct_type1	Struct_subtype1	Struct_CA1	Struct_Beta1	Struct_strike1	Struct_dip1	Structure Description
GRD09-135	251.1	251.12					DYK	SCH-MGR	25				
GRD09-135	251.12	251.9	5										
GRD09-135	251.9	251.91					CTC	SCH-MGR	20				UCTC of SHC-MGR. MGR is very clay altered at contact. Lower contact gradational.
GRD09-135	253.52	255.02	60										
GRD09-135	255.02	257.43	5										
GRD09-135	258.69	258.691					CTC	MGR-MGR	30				UCTC cg MGR into fg MGR
GRD09-135	258.92	258.921					CTC	MGR-MGR	30				LCTC cg MGR into fg MGR
GRD09-135	259.8	259.801					CTC	FAU-SCH	40				
GRD09-135	259.801	260.6	40										weak foliation on mixed MGR/SCH unit with patchy bio alteration.
GRD09-135	262	262.2					CTC	SCH-MGR	5	330	235	61	contact between SCH and MGR intrusion
GRD09-135	262.2	265.4	5										
GRD09-135	265.4	266.96	5										
GRD09-135	266.96	266.961					CTC	SCH-AMP	30	350	261	80	contact between AMP and SCH/fault
GRD09-135	267.57	268.44	15										
GRD09-135	272.46	273.9	15										
GRD09-135	273.9	273.96					DYK	SCH-MGR	50				Highly silicious MGR intrusion into SCH.
GRD09-135	273.96	276.05	15										
GRD09-135	276.05	276.051					CTC	SCH-MGR	30				UCTC of MGR intrusion into SCH
GRD09-135	276.11	276.111					CTC	SCH-MGR	40				LCTC of MGR intrusion into SCH
GRD09-135	276.111	280.42	60										
GRD09-135	280.42	280.99	15										
GRD09-135	285.58	285.78					FAU						crumbly broken fault in SCH
GRD09-135	285.78	285.781					CTC	SCH-FAU	40				LCTC between fault and SCH.
GRD09-135	285.781	290.36	20										

Hole_ID	Vein From	Vein To	Number of Veins	Cummulative Vein Thickness mm	Common Thickness mm	Vein Inf-Type_1	Dominent Inf-Mineralogy_1	Sulfide Mineralogy_1_1	Sulfide Mineralogy_1_2	Sulfide Mineralogy_1_3	Total Sulfde %_1	Vein CA_1	Inf-Beta_1	Inf-Strike_1	Inf-dip_1	Vein Inf-Type_2	Dominent Inf-Mineralogy_2	Sulfide Mineralogy_2_1	Sulfide Mineralogy_2_2	Sulfide Mineralogy_2_3	Total Sulfde %_2	Vein CA_2	Inf-Beta_2	Inf-Strike_2	Inf-dip_2	Vein Zone Description
GRD09-135	0	11.47	10	10	1	NS	lim																			
GRD09-135	11.47	12.85	1	15	15	CE	lim																			
GRD09-135	12.85	25.22	100	50	1	NS	lim					60				PL	qtz	sox			0.01	70				Lim veins range from low angle almost core axis parallel to on average 50 TCA. Qtz veins contain trace amounts of sox in veins that averate 1mm. Generally at a steeper angle from 60 to 80 TCA.
GRD09-135	25.22	28.47	35	20	0.5	PL	lim																			
GRD09-135	28.47	29.66	20	13	1	PL	lim									PL	qtz	sox								2-5mm qtz veins with vugs and possible sox
GRD09-135	29.66	30.27	10	5	0.5	PL	lim																			
GRD09-135	30.27	37.7	90	90	1	NS	qtz	sox			0.01					NS	lim									
GRD09-135	37.7	41.55	50	25	0.5	NS	lim																			
GRD09-135	41.55	43.61	20	10	0.5	PL	lim																			
GRD09-135	43.61	48.61	25	15	0.5	NS	lim																			
GRD09-135	48.61	54.87	30	30	1	DS	lim																			
GRD09-135	54.87	55.96	35	15	0.5	NS																				
GRD09-135	55.96	57.56	15	15	1	NS																				
GRD09-135	57.56	65.06	55	25	0.5	NS	sox																			Oxidized lim veins, likely were sulphides
GRD09-135	65.06	65.45	35	10	0.1	NS	lim																			
GRD09-135	65.45	69.02	10	10	1	NS	lim																			
GRD09-135	69.02	73.48	25	25	1	NS	lim																			
GRD09-135	73.48	75.32	65	20	0.1	PL	lim									NS	bio									
GRD09-135	75.32	78.26	15	15	1	NS	lim									PL	pyr	pyr			100					
GRD09-135	78.26	84.66	130	65	0.5	SP	lim					60				NS	lim									
GRD09-135	84.66	85.7	10	3	0.01	PL	lim																			
GRD09-135	85.7	86.87	20	20	1	NS																				
GRD09-135	87.12	89.47	40	30	0.5	NS	sul	pyr	cpy		100					NS	lim									
GRD09-135	89.47	92.38	45	20	0.5	NS	lim																			
GRD09-135	92.38	95.92	55	15	0.01	NS	lim																			
GRD09-135	98	104.88	1	60	60	CE	lim																			
GRD09-135	104.88	108.93	1	30	30	CE																				
GRD09-135	108.93	111.25	40	20	0.5	PL	lim									PL	qtz	sox			95	30				Vuggy sox vein with pieces of quartz infilling vein. 0.5mm wide, 1cm lim oxidation around vein.
GRD09-135	111.25	113.09	80	80	1	NS										NS	qtz									111.55-111.80 three 0.5-1cm quartz veins cut by lim stringers.
GRD09-135	113.09	114.42	70	70	1	NS	lim	pyx			50															Lim stringers are more planar/non systematic while some of the pyx veins have a dentritic texture.
GRD09-135	114.42	117.2	15	7	0.5	PL	lim																			
GRD09-135	117.2	119.66	200	200	1	NS	sox																			some veins more PL, most sox veins are dentritic non systematic.
GRD09-135	119.66	121.23	1	30	30	CE																				
GRD09-135	121.23	126.65	20	20	1	NS	lim																			
GRD09-135	126.65	128.36	30	15	0.5	NS	pyx																			
GRD09-135	128.36	130.68	40	20	0.5	PL	sul	pyr			100															Dark sul stringers with minor visible pyr.
GRD09-135	131.3	132.97	50	30	1	NS	sul	pyr			100															
GRD09-135	132.97	133.6	25	25	1	NS	pyx				100															60% pyr, the rest is pyx, NS stringers.
GRD09-135	133.6	134.93	45	25	0.5	NS	pyr				100															
GRD09-135	134.93	149.22	200	100	0.5	NS	sul	pyr			100															PL and NS sulphide stringers. Trace amounts of stringers with heavy oxidation selvage, these few stringers are 100% pyrs. The majority of the stringers are very thin with black sulphides and small pieces of pyr.

Hole_ID	Vein From	Vein To	Number of Veins	Cummulative Vein Thickness mm	Common Thickness mm	Vein Inf-Type_1	Dominent Inf-Mineralogy_1	Sulfide Mineralogy_1_1	Sulfide Mineralogy_1_2	Sulfide Mineralogy_1_3	Total Sulfde %_1	Vein CA_1	Inf-Beta_1	Inf-Strike_1	Inf-dip_1	Vein Inf-Type_2	Dominent Inf-Mineralogy_2	Sulfide Mineralogy_2_1	Sulfide Mineralogy_2_2	Sulfide Mineralogy_2_3	Total Sulfde %_2	Vein CA_2	Inf-Beta_2	Inf-Strike_2	Inf-dip_2	Vein Zone Description
GRD09-135	149.22	150.15	25	15	0.5	NS	sul	pyr			100															NS sulphide stringers with minor pyr visible. Likely pyx in stringers.
GRD09-135	150.15	151.02	25	50	2	NS	pyr	pyr			100															Wider, NS pyrite stringers rimmed with fine dark sulphides and a 1-2mm lim slevage. Fine dark sulphides and pyr visible on fracture surfaces.
GRD09-135	151.02	151.77	15	0.5	7	PL	pyr				100															minor <1mm stringers of pyr
GRD09-135	151.77	152.83	30	40	1.5	DS	pyr	asp			100															Discontinuous pyr veins rimmed with lim selvage. 82.2-82.28 Vuggy BA qtz and sul vein with blebby pyr.and trace asp UCTC and LCTC 40 TCA.
GRD09-135	152.83	153.92	30	15	0.5	DS	pyx				100															
GRD09-135	153.92	154.2	40	20	0.5	DS	pyr	pyr	cpy		100															Disscontinuous pyr and pyx stringers with trace cpy.
GRD09-135	154.2	157.26	20	15	1	DS	pyr	pyr								DS	pyr									Vein one is almost parallel to core axis, the secondary vein is DS pyr stringers
GRD09-135	157.26	159.33	50	50	1	SP	pyr	pyr				30				DS	pyr									Vein one is sheeted 1-3 mm pyr veins at about 30 TCA, vein two is discontinuous pyr stringers about 1mm
GRD09-135	159.33	160.9	20	15	0.5	NS	pyx	pyr			50					PL	qtz	pyr								Majority are 0.5-1mm sulphide stringers with pyr. Few 2mm qtz veins rimmed with <0.5mm pyr.
GRD09-135	160.9	161.85	60	30	0.5	DS	pyr				90															Fine dark sulphide stringers with pyr. Dark sulphides likely oxidized pyr. Occational pyr stringer as part of a banded qtz vein. Max pyr vein width 2mm, only 2, majority are 0.5mm or less. Very disconinuouse and broken due to being in a BRX zone.
GRD09-135	161.85	162.78	70	35	0.5	DS	sul	pyr			70															Very thin DS stringers with pyr, dark sulphides and lim in the clay altered zone.
GRD09-135	162.78	163.43	40	20	0.5	SP	pyr				100	60				DS	pyr									sheeted 1mm veins with DS fine stringers as vein 2.
GRD09-135	163.43	163.83	30	15	0.5	BA	asp	asp	pyr	cpy	80	5				DS	pyx									Vein one is a 3mm vein almost parallel TCA , vein two refers to the DS stringers.
GRD09-135	163.83	164.3	30	30	1	PL	pyx	pyx	asp		70	70				PL	pyr	asp	sul							Vein one are 50 to 70 TCA 1mm pyx, pyr and trace asp. Vein two is 5 TCA and has pyr and trace asp with minor lim.
GRD09-135	164.3	166.22	50	25	0.5	NS	sul	pyr	asp		75															NS stringers with ox sul and pyr with trace asp.
GRD09-135	166.22	167.85	15	15	1.5	SP	sul	pyr	asp		75	30				NS	sul									vein one is 1-1.5mm PL sheeted veins with fine dark sulphides, pyr and trace asp. Vein two is 0.5 NS sul veins.
GRD09-135	167.85	171.1	30	15	0.5	NS	pyr	pyr			75															pyr stringers with black sulphides, minor qtz.
GRD09-135	171.1	172.27	25	17	0.5	Bl	pyr	pyr	asp	cpy	80	10				NS	pyr									Vein one is a blebby indistinct vein that contains pyr, asp, cpy and qtz. Smaller 0.5 NS sulphide stringers make up vein two.
GRD09-135	172.27	173.47	50	25	0.5	NS	sul	pyr	asp		75															NS stringers with ox sul and pyr with trace asp.
GRD09-135	173.47	174.41	15	15	1	Bl	sul	pyr	asp	cpy	70					NS	pyr									Vein one is a blebby indistinct vein that contains pyr, asp, cpy and qtz. Smaller 0.5 NS sulphide stringers make up vein two.
GRD09-135	174.41	175.48	50	25	0.5	SP	sul				70	70	300	68	52											
GRD09-135	175.48	176.71	10	15	1	Bl	pyr	asp	cpy		85															Vein one is a blebby indistinct vein that contains pyr, asp, cpy and qtz.

Hole_ID	Vein From	Vein To	Number of Veins	Cummulative Vein Thickness mm	Common Thickness mm	Vein Inf-Type_1	Dominent Inf-Mineralogy_1	Sulfide Mineralogy_1_1	Sulfide Mineralogy_1_2	Sulfide Mineralogy_1_3	Total Sulfde %_1	Vein CA_1	Inf-Beta_1	Inf-Strike_1	Inf-dip_1	Vein Inf-Type_2	Dominent Inf-Mineralogy_2	Sulfide Mineralogy_2_1	Sulfide Mineralogy_2_2	Sulfide Mineralogy_2_3	Total Sulfde %_2	Vein CA_2	Inf-Beta_2	Inf-Strike_2	Inf-dip_2	Vein Zone Description
GRD09-135	176.71	177.11	10	10	1	PL	pyr	asp			70	10														qtz pyr sul and asp veins at about 10 TCA. X cut by one vein at 30 TCA, same composition.
GRD09-135	177.11	177.113	1	3	3	PL	qtz	pyr			80	40														PL aphanitic qtz and sulphide vein. Really hard, chert? Undulating vein on edge of small BRX.
GRD09-135	177.113	179.22	25	15	0.5	DS	sul	pyr	cpy		75															Small discontinuouse sul stringers some of which follow foliation. Minor cpy, didn't see asp, likely here.
GRD09-135	179.22	181.03	25	20	0.5	PL	sul	pyr	cpy	asp	90	0				NS	pyx									2mm pyr, asp and cpy with fine sulphides and quartz are vein 1, vein two are dark sulphide NS stringers.
GRD09-135	181.03	182.48	40	20	0.5	SP	pyr	pyr	cpy	asp	90	60	300	60	60	NS	pyr									Sheeted stringers with pyr, asp, cpy and a bit of qtz. Vein two is NS pyr stringers.
GRD09-135	182.48	183.6	10	1	10	PL	pyr	pyr	cpy	asp	100	5				PL	pyr	cpy	asp			70				
GRD09-135	183.6	184.47	15	0.5	0.5	NS	pyr	pyr	cpy	asp	100															
GRD09-135	184.47	186.76	20	20	1	NS	pyr	pyr			75															pyr in qtz veins. Mostly 0.5mm with a few 2mm quartz veins with bebby pyr.
GRD09-135	186.76	188.93	60	60	1	SP	pyr	asp			80	60	230	39	30											pyr and asp with fine dark sulphides.
GRD09-135	188.93	192.65	90	100	1	BA	pyr	asp	cpy		85	40				SP	pyr	asp	cpy		85	85				vein one contains pyr, asp and blebs of cpy layered with qtz and altered clay. 2-3mm wide and widely spaced across zone. Vein two is about 1mm mixed in with vein one and on a steeper angle. Some of the veins are disscontinuouse and there are other NS sulphide stringers present but in lesser amounts and the sulphide composition is the same.
GRD09-135	192.65	193.7	20	20	1	BA	pyr	asp	cpy		80	15	80	163	85	NS	pyr	asp	cpy							Vein one is one 2mm banded qtz pyr asp and cpy vein runs almost core axis parallel across entire section. It's a little braided, undulates across zone. Vein starts in previous lith over gradational contatct. Other NS sulphide veins are present with the same compostion, but thinner.
GRD09-135	193.7	196.23	40	40	1	SP	pyr	asp	cpy		75	60				SP	pyr	asp	cpy		80	10				Vein one speet with qtz, lim and sulphides, vein two wider, about 2-3mm and alsoms parallel to core axis. Minor NS sulphide stringers throughout zone.
GRD09-135	196.23	197.22	1	4	4	BA	qtz	pyr	asp	cpy	40	20														one vein runnign thru zone.
GRD09-135	197.22	199.64	45	25	0.5	SP	pyr	pyr			90	60				NS	pyr				90					Fine dark sulphides and pyr veins
GRD09-135	199.64	201	80	60	0.5	SP	pyr	pyr			80	50	260	33	49	DS	pyr				80					both veins contain pyr and fine dark sulphides.
GRD09-135	201	203.29	25	20	1	NS	pyr	pyr			85															NS sulphide veins with minor qtz and fine dark sulphides.
GRD09-135	203.29	204.96	20	15	1	DS	sul	pyr			40															Discontinuous and NS sul veins with pyr, mostly ox sul. Minor qtz in some veins.
GRD09-135	204.96	205.74	10	5	0.5	PL	sul	pyr			80	50														
GRD09-135	205.74	206.45	35	18	0.5	PL	sul	pyr			40	40														fine stringers dark sul veins with minor pyr in veins. Can't get ori.
GRD09-135	206.45	207.21	25	15	0.5	PL	sul	pyr			40	40														fine stingers of sul with pyr mostly follow foliation
GRD09-135	207.21	208.65	10	5	0.6	NS	sul	pyr	cpy																	very few veins. Dark sulphide veins with pyr, qtz veins with trace cpy.
GRD09-135	208.65	210.16	10	1	10	PL	sul	pyr			40	40	50	127	80											few veins, dark sul, minor pyr and qtz.

Hole_ID	Vein From	Vein To	Number of Veins	Cummulative Vein Thickness mm	Common Thickness mm	Vein Inf-Type_1	Dominent Inf-Mineralogy_1	Sulfide Mineralogy_1_1	Sulfide Mineralogy_1_2	Sulfide Mineralogy_1_3	Total Sulfde %_1	Vein CA_1	Inf-Beta_1	Inf-Strike_1	Inf-dip_1	Vein Inf-Type_2	Dominent Inf-Mineralogy_2	Sulfide Mineralogy_2_1	Sulfide Mineralogy_2_2	Sulfide Mineralogy_2_3	Total Sulfde %_2	Vein CA_2	Inf-Beta_2	Inf-Strike_2	Inf-dip_2	Vein Zone Description
GRD09-135	210.16	211.6	5	1	5	PL	qtz	pyr			30	40	300	47	76											qtz veins with 30% blebby pyr
GRD09-135	211.6	213	15	1	15	PL	sul	pyr			50					NS	sul	pyr			50					few veins, some PL but in different orientations, not sheeted. Veine two NS have blebby pyr
GRD09-135	213	214.02	10	0.1	4	DS	sul	pyr			50	50														very small discontinuous sul veins with blebby pyr.
GRD09-135	214.02	215.53	15	0.5	1	PL	pyr	pyr	asp		80															very thin PL veins in various direcitons, no average orientation.
GRD09-135	215.53	216.37	40	0.5	30	NS	pyr	pyr			100					NS	pyr									vein one is blebby patches of pyr that stretch from 1-2mm into 0.5 stringers. Vein two are NS 0.5-1mm stringers.
GRD09-135	216.37	217.7	50	0.5	25	SP	pyr	pyr	asp		90	20				SP	pyr				90	80				Vein one has fine dark sulphides, minor qtz, mostly pyr and trace asp. Vein two is steeper with only pyr noted.
GRD09-135	217.7	218.64	15	1	15	PL	pyr	pyr			70	15				PL	pyr				90	60				vein one has qtz, fine dark sulphides and pyr. Vein two is smaller has pyr. Other NS pyr stringers present.
GRD09-135	218.64	220.98	40	0.5	20	NS	pyr	pyr			80					PL	pyr				70	15				NS stringers brooken up in increased qtz area towards end of unit. Vein two is low angle vein like vein one above.
GRD09-135	220.98	224	50	0.5	30	SP	sul	pyr			70	30				NS	pyr				70					vein one are low angle ave 30 TCA, vein two non systematic. Both contain dark sul and pyr and minor qtz.
GRD09-135	224	225.9	40	0.5	20	PL	pyr	pyr	cpy	asp	90	30				PL	pyr	cpy	asp		90	60				vein one is lower angle veins, ranging from 30-40. Slightly larger, 1-2 mm but there's only 3 of them. Vein two are steeper stringers of varying directions.
GRD09-135	225.9	227.6	20	0.5	10	DS	qtz	pyr			30															NS DS stringers with qtz, sul and flecks of pyr
GRD09-135	227.6	228.3	30	0.5	20	SP	asp	asp	pyr		85	20				NS	qtz	pyr	asp		70					vein one is more dominant wth 1m stringers containing mostly asp, about 70% of veins. Vein two has qtz plus pyr then asp, about 30% of veins. Also an increase in qtz stringers after breccia zone.
GRD09-135	228.3	230.74	10	20	2	SP	asp	asp	pyr		70	20														2mm veins of qtz and asp with pyr.
GRD09-135	230.74	232.52	40	1	40	SP	qtz	pyr	cpy		60	30				SP	pyr	pyr			40					vein one are wider about 2mm qtz veins with pyr and cpy. Vein two are congegate stringers about 0.5mm at 40 TCA.
GRD09-135	232.52	233.56	15	3	20	PL	pyr	pyr			70	30				NS	pyr	pyr			90					3mm blebby pyr veins at about 30 TCA. Vein two are minor NS sul and pyr veins.
GRD09-135	233.56	233.87	10	1	10	DS	pyr	pyr			100															DS pyr stringer about 1 mm.
GRD09-135	233.87	235.21	10	0.5	7	DS	pyr				90					PL	pyr	pyr	asp		70	10				vein one NS 0.5 mm pyr stringers. Vein two 2mm qtz vein with pyr and asp.
GRD09-135	235.21	236.95	50	40	1	PL	pyr	pyr	asp	cpy	90					BA	cal	pyr	asp	cpy	70	10	100	181	76	Vein one are PL 0.5-1mm pyr and qtz veins with minor asp in various orientations. Vein two are almost axis parallel banded cal, qtz veins with pyr, asp and blebs of cpy, only 2 of them.
GRD09-135	236.95	238.85	45	42	0.5	SP	pyr	cpy			80	60				NS	pyr				80					Vein one are 0.5-1mm pyr veins with qtz and trace cpy. Range from 50-60 TCA. Veins two is NS yr stringers with qtz. At 237.1 there is a BA 4mm qtz and cal vein with blebby pyr in the middle and trace diss asp in qtz selvage.

Hole_ID	Vein From	Vein To	Number of Veins	Cummulative Vein Thickness mm	Common Thickness mm	Vein Inf-Type_1	Dominent Inf-Mineralogy_1	Sulfide Mineralogy_1_1	Sulfide Mineralogy_1_2	Sulfide Mineralogy_1_3	Total Sulfde %_1	Vein CA_1	Inf-Beta_1	Inf-Strike_1	Inf-dip_1	Vein Inf-Type_2	Dominent Inf-Mineralogy_2	Sulfide Mineralogy_2_1	Sulfide Mineralogy_2_2	Sulfide Mineralogy_2_3	Total Sulfde %_2	Vein CA_2	Inf-Beta_2	Inf-Strike_2	Inf-dip_2	Vein Zone Description
GRD09-135	238.85	239.74	40	30	0.5	SP	sul	pyr			85	60				DS	sul	pyr			90					vein one are planar 0.5mm veins at about 60. Vein two are bleby discontinuous sulphide lumps with pyx, sul and pyr.
GRD09-135	239.74	242.32	40	40	1	DS	sul	pyr	cpy		70					PL	sul	pyr	cpy		70	50				Vein one are DS 0.5-1mm veins. Vein two are larger 1-2 mm veins with sul, pyr and trace cpy
GRD09-135	242.32	245.62	50	30	0.5	DS	sul	pyx	cpy		75					PL	qtz	pyr	cpy		50	75				Vein one DS oxidized sulphides and pyr with trace cpy. Vein two widely spaced 1-2mm veins with qtz and pyr, minor cpy
GRD09-135	245.62	251.9	60	30	0.5	NS	pyr	pyr																		really small pyr stringers, very random.
GRD09-135	251.9	253.52	55	30	0.5	DS	pyr				75					PL	pyr				70	60				vein one, DS stringers, about 0.5mm. Vein two 1-2mm pyr with qtz veins. Range from 30-60 TCA.
GRD09-135	253.52	255.5	60	30	0.5	PL	sul	pyx			100	30				PL	sul	pyx			100	80				About equal numbers of the two vein types. Also some DS 0.5mm stingers of pyx.
GRD09-135	255.5	257.43	10	5	0.5	DS	sul	pyx																		
GRD09-135	257.43	259.42	40	20	0.5	DS	sul	pyx																		minor sul stringers.
GRD09-135	259.8	261.2	35	17	0.5	NS	pyr	pyr			90															Discontinuous and NS stringers of pyr with some fine dark sulphides. Some with minor qtz.
GRD09-135	261.2	261.82	20	10	0.5	DS	pyr	pyr			100															DS pyr stringers in MGR intrusion. Can't see veins in clay altered SCH section.
GRD09-135	261.82	262.4	1	5	5	BA	pyr	pyr			80	5	300	207	75											Banded qtz and pyr vein running along core axis. Vein continures from 261.95 to about 265.4. Becoes thicker and braided down hole, more qutz and vaiable amounts of pyr from 80% to zero. Measuring oried portion.
GRD09-135	262.4	265.4	1	10	10	BR	qtz	pyr			40	5														Big long banded/braided qtz vein parallel TCA as noted above, but not in an orried zone. Variable amounts of pyr along length.
GRD09-135	266.96	268.44	10	5	0.5	DS	sul																			minor sul stringers.
GRD09-135	272.46	275.88	80	45	0.5	SP	pyr	pyr			85	50				DS	pyr	pyr			85					Vein one are 0.5 with some 1mm pyr with fine dark sulphides and minor qtz. On average 50 TCA, varies between 40-60. Vein two are minor DS/NS 0.5 pyr and fine dark sulphide veins.
GRD09-135	275.88	280.28	100	60	0.5	SP	sul	pyr			90	50	90	143	51	DS	pyr	pyr			85					Vein one are 0.5 with some 1mm pyr with fine dark sulphides and minor qtz. Vein two are minor DS/NS 0.5 pyr and fine dark sulphide veins. Vein density increases in some zones then spreads out again, angle doesn't change very much.
GRD09-135	280.28	280.99	5	5	1	PL	pyr	pyr																		PL veins at varying angles with dark sulphides and qtz.
GRD09-135	280.99	281.6	10	3	0.1	DS	sul	pyr			100															Discontinuous and NS stringers of pyr with some fine dark sulphides in a mostly SCH zone.
GRD09-135	281.6	281.8	1	200	200	BA	qtz	pyr			5	20														PL pyr band in a qtz/calcite veins zone. Pyr vein is 5mm wide.
GRD09-135	281.8	284.4	1	100	100	CE	qtz																			
GRD09-135	284.4	285.78	1	50	50	CE	cla																			
GRD09-135	285.78	290.36	35	15	0.1	PL	sul	pyr			100															PL fine sul/pyr veins at various angles.

Drill Hole Summary

Property:	Nucleus		
Zone:	Nucleus		
Drill Hole ID:	GRD09-139		
UTM Easting:	379200	**Elevation (m):**	955
UTM Northing:	6913763	**Azimuth:**	1
(NAD 83, Zone 8)		**Dip:**	-50
Depth (m):	295.66		
Drill Contractor:	Kluane Drilling Ltd.	**Logged by:**	J. van Randen
Date Started:	9-Jul-09	**Date Started:**	13-Jul-09
Date Completed:	14-Jul-09	**Date Completed:**	16-Jul-09
Core Size:	NTW		

Dataset	Hole_ID	Logged_by	Edited_by	Date_Logged	Ox_From	Ox_To	OXIDATION	Lith_From	Lith_To	Litho	Litho_	Litho-1	Litho-2	% qtz Phenocryst	% fds Phenocryst	Grain Size	Texture-1	Texture-2	BxClast_1	BxClast_2	Lithology Description	Dominant Alteration	Dominant Alteration Style(occurrence)	Dominant Alteration Intensity	Secondary Alteration	Secondary Alteration Style(occurrence)	Secondary Alteration Intensity	Alteration Description
Nucleus	GRD09-139	J. van Randen		13-Jul-09	0	69	3	0	2.8	REW	REW										Overburden, ground fragments of QFP unit							
Nucleus	GRD09-139	J. van Randen		13-Jul-09	69	94.4	2	2.8	6.3	QFP	QFP	fds	qtz	20	45	VF	PO	BL			pale buff coloured qtz phyric oxidized porphryritic dyke at top of hole with intense limonite>>goethite coated fractures; local silicification around limonitic factures and 1cm wide silicified alteration envelopes; lower contact is broken and locally ground core.	qtz	SEL	w	cla	PSM	m	moderate clay after fds and local rusty fractures with 1cm wide grey silicification alteration envelopes
Nucleus	GRD09-139	J. van Randen		13-Jul-09	94.4	124	1	6.3	8.6	SCH	SCH	qtz	bio			MG	FO	BA			dark grey well foliated schist with common 1cm sized qtz sweats giving core a stripped appearance; foliation consistent at 50 degrees to core axis. 20cm wide clay altered MGR interval included with upper contacts crosscutting the dominant foliaiton(30 degrees to core axis).	lim	PAT	m	cla	PSM	W	
Nucleus	GRD09-139	J. van Randen		13-Jul-09	124.01	145	3	8.6	9.4	MGR	MGR	qtz	fds			MG	BL				pale orange buff coloured intensely oxidized microgranite where fds are clay altered and locally pitted away; contacts are broken.	cla	PSM	s	lim	FFL	s	
Nucleus	GRD09-139	J. van Randen		13-Jul-09	145	203.5	2	9.4	11.3	SCH	SCH	qtz	bio			MG	FO	BA			dark grey foliated schist with two small <4cm wide MGR intrusives (MGR pinch and swell and not parallel foliation).	lim	FFL	m	cal	OVP	w	
Nucleus	GRD09-139	J. van Randen		13-Jul-09	203.5	225.5	1	11.3	13.3	MGR	MGR	cla	qtz			MG	PO				intensely clay altered and oxidized microgranite; locally crumbly and patches of hematite; patches of very coarse grained material but overall is microgranite.	cla	per	s	lim	FFL	s	
Nucleus	GRD09-139	J. van Randen		13-Jul-09	225.5	295.66	0	13.3	15	SCH	SCH	qtz	bio			MG	FO				dark grey schist with common deformed qtz lenses and local faulting along the axial planes; interval contains 30cm of caved ground redrilled material between 13.7-14m which has been ground and consists of both SCH and MGR fragments plus clay-caved material not sampled.	lim	FFL	m				
Nucleus	GRD09-139	J. van Randen		13-Jul-09				15	16.1	MGR	MGR	qtz	fds			MG	FO				weakly foliatied clay altered microgranite	cla	PSM	m				
Nucleus	GRD09-139	J. van Randen		13-Jul-09				16.1	16.9	SCH	SCH	qtz	bio			FG	FO	BA			dark grey well foliated schist with less qtz bands than unit above, however the qtz sweats are commonly folded.							
Nucleus	GRD09-139	J. van Randen		13-Jul-09				16.9	17.9	MGR	MGR	lim	qtz			MG	MA				intensley oxidized massive clay altered microgranite; contacts are sharp and parallel foliation of host schist unit.	lim	PER	s	cla	PSM	s	
Nucleus	GRD09-139	J. van Randen		13-Jul-09				17.9	25.5	SCH	SCH	qtz	bio			MG	FO				foliated schist with 12 <3cm wide foliform MGR intervals; core is locally broken with lim and lesser gothite coating fracture surfaces; minor caved material at 20.1m; local deformed layers (small scale brittle faulting with infill by thin <2mm white calcite stringers).	cla	PAT	w	cal	FFL	w	
Nucleus	GRD09-139	J. van Randen		13-Jul-09				25.5	28.4	SCH	SCH	qtz	bio			MG	FO	FA			SCH with 40% MGR as <8 cm bands parallel the qtz/bio rich layers; MGR is locally deformed along with the host SCH unit; interval has common discontinuous lim stringers up to 3mm wide forming a net texture crosscutting the foliation of the SCH.	cla	PAT	w				
Nucleus	GRD09-139	J. van Randen		13-Jul-09				28.4	29.1	MGR	MGR	qtz	cla			MG	MA	FO			very weakly foliated MGR interval which is intensely oxidized; 3cm zones of brecciation with limonite matrix and angular MGR fragments.	cla	PSM	m				
Nucleus	GRD09-139	J. van Randen		13-Jul-09				29.1	32.1	FBX	FBX	qtz	bio			FG	BX	FA	SCH	MGR	brittle fault breccia in dominantly SCH with 20% MGR subangular clasts in 5% limonitic matrix; deformed schist clasts and convoluted contacts between the schist and MGR units.	cla	PAT	w				
Nucleus	GRD09-139	J. van Randen		13-Jul-09				32.1	34.4	SCH	SCH	qtz	bio			FG	FO	BX			mixed interval of dominatly dark grey foliated qtz/biotite schist with 10% clay altered MGR; local 10cm zones of brittle deformation and 1-2cm offsets; common white qtz lenses and patches.	qtz	FFL	m	cla	PSM	m	local patchy silicification and white qtz stringers and lenses; clay after fds in MGR intervals.
Nucleus	GRD09-139	J. van Randen		13-Jul-09				34.4	35.5	MGR	MGR	qtz	bio			MG	FO				dominantly MGR with lesser 30% dark grey SCH; MGR is buff coloured and fds have gone to clay.	qtz	PER	w				
Nucleus	GRD09-139	J. van Randen		13-Jul-09				35.5	37.9	SCH	SCH	qtz	bio			FG	FO				dark grey finely foliated/laminated with patchy pervasive silicification - increasing downhole; common large 5 by 2cm wide open space cavities and minor brecciation.	qtz	PAT	m				
Nucleus	GRD09-139	J. van Randen		13-Jul-09				37.9	39.4	MGR	MGR	qtz	fds			FG	BX				dominantly MGR with diffuse contacts and 20% dark grey biotite SCH; weak foliation present and moderately silicified	qtz	PAT	m				
Nucleus	GRD09-139	J. van Randen		13-Jul-09				39.4	43.7	SCH	SCH	qtz	bio			FG	FA	FO			fractured locally brecciated silicified biotite schist with common areas of brecciation and cut by numerous late qtz/lim/pyrite stringers	qtz	PAT	w				
Nucleus	GRD09-139	J. van Randen		13-Jul-09				43.7	47.7	SCH	SCH	mus	qtz			MG	FO	FA			distinct change to pale yellow coloured muscovite SCH and oxidized rusty fractures; interval contains 30% ??MGR fragments and lenses with deformed contacts.	cla	PAT	w				
Nucleus	GRD09-139	J. van Randen		13-Jul-09				47.7	48.4	MGR	MGR	qtz	cla			MG	MA				massive light yellow clay altered MGR intruding muscovite SCH with sharp upper contact 30 degrees to core axis.	cla	PSM	m				
Nucleus	GRD09-139	J. van Randen		13-Jul-09				48.4	50.4	SCH	SCH	mus	cla			MG	FA	FO			clay rich muscovite schist interval which is locally crumbly with rare limonitic augens (??limonite after garnet) along foliation planes.	cla	PER	s				

Dataset	Hole_ID	Logged_by	Edited_by	Date_Logged	Ox_From	Ox_To	OXIDATION	Lith_From	Lith_To	Litho	Litho_	Litho-1	Litho-2	% qtz Phenocryst	% fds Phenocryst	Grain Size	Texture-1	Texture-2	BxClast_1	BxClast_2	Lithology Description	Dominant Alteration	Dominant Alteration Style(occurrence)	Dominant Alteration Intensity	Secondary Alteration	Secondary Alteration Style(occurrence)	Secondary Alteration Intensity	Alteration Description
Nucleus	GRD09-139	J. van Randen		13-Jul-09				50.4	59	SCH	SCH	mus	qtz			MG	FO	BA			pale yellow banded muscovite SCH unit with minor brecciation and banded look due to <1cm wide common qtz bands parallel foliation of 60; local minor amounts of <5cm wide MGR dykes; <10% clay rich crumbly areas.	cla	PAT	w				
Nucleus	GRD09-139	J. van Randen		13-Jul-09				59	60	MGR	MGR	qtz	cla			MG	MA	FO			Intensely oxidized pale orange coloured (locally very weakly foliated) MGR with non sharp contacts with muscovite SCH.	cla	PSM	m				
Nucleus	GRD09-139	J. van Randen		13-Jul-09				60	71	SCH	SCH	mus	qtz			MG	BA	FO			well banded pale orange muscovite SCH with 30% dark grey clay rich biotite garnet SCH interbeds; minor deformation of foliation observed and very local boudinaged qtz sweats but generally very consistent foliation of 78-85 degrees to core axis	cla	PSM	w				
Nucleus	GRD09-139	J. van Randen		13-Jul-09				71	76	SCH	SCH	bio	grt			MG	FO	BA			dark grey foliated mostly biotite garnet SCH with 20% bands of muscovite/chl?/sericite schist and interval is very clay rich and crumbly; this zone is start of euhedral pyrite stringers with limonite.	cla	PAT	m	pyr	EUH	w	clay pyrite and chlorite?/sericite alteration begins here in this interval and increases in concentration downhole.
Nucleus	GRD09-139	J. van Randen		13-Jul-09				76	82.7	SCH	SCH	mus	qtz			MG	BA	FO			orange and burgandy banded muscovite SCH with hematite staining (hematite between 76-80.3m) and abundant lim>>pyrite plus open space stringers cutting core.	hem	SEL	m				
Nucleus	GRD09-139	J. van Randen		13-Jul-09				82.7	83.7	MGR	MGR	qtz	fds			MG	MA				massive light yellow clay altered MGR with rusty fractures and common open space; interval cut by pyr stringers and discontinuous lim veinlets; intrusive deformed contacts.	cla	PSM	m				
Nucleus	GRD09-139	J. van Randen		13-Jul-09				83.7	87.4	SCH	SCH	mus	qtz			MG	FO				foliated SCH with common pyr stringers (increasing in concentration downhole); abundant limonite and clay throughout interval.	cla	per	m				
Nucleus	GRD09-139	J. van Randen		13-Jul-09				87.4	90.8	SCH	SCH	bio	grt			MG	FO	FA			banded well foliated grey/brown biotite and garnet SCH and lesser light orange muscovite/sericite SCH	ser	PSM	w				
Nucleus	GRD09-139	J. van Randen		13-Jul-09				90.8	92.3	MGR	MGR	qtz	fds			FG	MA				pale yellow MGR (with very weak foliation in local areas within interval); diss pyrite and 3mm pyr/aspy stringers with limonitic selvages	cla	PSM	m				
Nucleus	GRD09-139	J. van Randen		13-Jul-09				92.3	93	SCH	SCH	bio	qtz			MG	FO				green grey coloured foliated biotite - sericite SCH; unit has highly deformed qtz lenses and deformed contacts with MGR on either side of interval.	ser	PSM	w				
Nucleus	GRD09-139	J. van Randen		13-Jul-09				93	93.4	MGR	MGR	qtz	fds		2	FG	PO				fine grained weakly porphyrtic microgranite interval with deformed lower contact (yet clearly crosscutting foliation of SCH); dendritic discontinuous pyrite stringers along lower contact.	cla	PSM	m				
Nucleus	GRD09-139	J. van Randen		13-Jul-09				93.4	96.3	SCH	SCH	bio	grt			MG	FO	BA			dark grey green banded deformed biotite SCH interval with common boudinaged qtz sweats and augens; local 5mm wide garnet augens and bands of chlorite>>sericite after biotite; core is strongly foliated 85 degrees to core axis; 12cm wide pale MGR dyke at 95.4m	chl	PSM	m	ser	PSM	w	
Nucleus	GRD09-139	J. van Randen		13-Jul-09				96.3	97.3	SCH	SCH	cla	grt			FG	BA	FO			pale yellow green garnet rich schist interval; well banded and qtz rich with majority of biotite bands gone to pale yellow/buff coloured amorphous ??clay.	cla	PSM	s				
Nucleus	GRD09-139	J. van Randen		13-Jul-09				97.3	98.7	SCH	SCH	qtz	bio			FG	BA	FO			intensley silicified biotite SCH with rare remnant biotite yet still foliated; 5% euhedral diss pyrite and coating fracture surfaces; qtz flooding obliterates primary textures.	qtz	PER	s	pyr	BLE	m	
Nucleus	GRD09-139	J. van Randen		13-Jul-09				98.7	99.5	SBX	SBX	pyr	qtz			MG	VU	BX			sulphide breccia composed of dominantly (50%) euhedral pyrite and qtz with common open space cavities; pyrite is blebby and semimassive patches with trace cpy observed in f.g. pyrite mass with grey qtz and 1mm fds phenos in grey qtz matrix.	qtz	PER	i	pyr	PAT	s	
Nucleus	GRD09-139	J. van Randen		13-Jul-09				99.5	101.9	MGR	MGR	qtz	cla			FG	FX	BA			sulphide rich interval of mostly buff coloured fine grained MGR (and 40% fractured silicified clay altered SCH fragments); network of discontinuous pyrite stringers and irregular patches; 10% clear to white fractured qtz vein material.	qtz	PER	i				
Nucleus	GRD09-139	J. van Randen	S. Dyck	13-Jul-09				101.9	102.5	BRX	VEI	qtz	qtz			FG	FX				mixed zone of dominately white and clear qtz vein material and weakly foliated ??MGR/?SCH fragments; irregular ragged patches and elongated blebs of clay altered buff ??SCH fragments. Checked photos Oct, 2009 by SD, changed from VEI to BRX.	qtz	PER	i				
Nucleus	GRD09-139	J. van Randen		13-Jul-09				102.5	103.9	GRA	GRA	qtz	bio			CG	MA				mixed interval of variably altered granite>buff silicified very weakly porphrytic (also weakly foliated) MGR>>rare <4cm wide SCH bands; biotite granite portions show shearing plastic flow textures around the qtz grains.	qtz	PAT	m				
Nucleus	GRD09-139	J. van Randen		13-Jul-09				103.9	106.6	SCH	SCH	bio	qtz			MG	FO	BA			dark grey/brown and buff banded foliatied SCH interval with 3 <4cm MGR (weakly porphyritic) dykes and 1 1cm wide GRA dyke cutting foliation; SCH locally displays plastic flow textures of phylosilicates around 1-2cm sized granitic augens.	qtz	PAT	w	bio	EUH	w	

Dataset	Hole_ID	Logged_by	Edited_by	Date_Logged	Ox_From	Ox_To	OXIDATION	Lith_From	Lith_To	Litho	Litho_	Litho-1	Litho-2	% qtz Phenocryst	% fds Phenocryst	Grain Size	Texture-1	Texture-2	BxClast_1	BxClast_2	Lithology Description	Dominant Alteration	Dominant Alteration Style(occurrence)	Dominant Alteration Intensity	Secondary Alteration	Secondary Alteration Style(occurrence)	Secondary Alteration Intensity	Alteration Description
Nucleus	GRD09-139	J. van Randen		13-Jul-09				106.6	108	MGR	MGR	qtz	fds			FG	PO				pale buff coloured porphyritic microgranite with up to 3mm fds phenos in a granular qtz rich matrix (without phenos, interval looks like the type section for MGR); buff colouration due to ??clay replacing fds in matrix; discontinous pyrite stringers throughout (locally sub// to core axis); interval grades into bleached clay altered granular ??SCH bands towards end of interval (bands 45 degrees to core axis).	qtz	PER	m	cla	PSM	s	
Nucleus	GRD09-139	J. van Randen		13-Jul-09				108	110.9	AMP	AMP	chl	amp			MG	MA				massive dark green chlorite altered amphibolite unit; upper contact sharp 65 degrees to core axis.	chl	PSM	s				
Nucleus	GRD09-139	J. van Randen		13-Jul-09				110.9	112.9	SCH	SCH	bio	qtz			MG	BA	FO			well banded light green/yellow banded mostly biotite SCH with 3 8cm wide MGR (silicified weakly porphyritic) MGR; overall unit is well foliated with "speckled" ??mylonitic textured bands; interval cut by local thin 2mm wide clear qtz + pyr, cpy, bournite, aspy stringers.	qtz	PAT	w	cla	PSM	m	
Nucleus	GRD09-139	J. van Randen		13-Jul-09				112.9	117.7	SCH	SCH	bio	qtz			CG	BA	FO			dark brown c.g. well foliated biotite SCH banded unit with 30% interfingering of granular MGR and lesser granite; minor qtz/fds graphic textured 3cm wide lenses; unit displays plastic flow textures of phylosilicates around qtz rich granitic augens; light red brown secondary biotite occurs throughout interval (concentrated near lower contact with porphyritic dyke below); interval cut by local thin sheeted 2mm wide clear qtz + pyr, cpy, bournite, aspy stringers.	chl	PSM	m	bio	EUH	m	
Nucleus	GRD09-139	J. van Randen	S. Dyck	13-Jul-09				117.7	126.2	MGR	DYK	qtz	fds		3	FG	PO				light buff coloured porphyritic dike with sharp intrusive contacts and ~3% 2-3mm fds phenocrysts (no qtz eyes observed) floating in a granular aplitic leucocratic matrix; (without the phenos, texture is classic MGR but unusually large mineralized section of porphyritic "MGR" and if matrix was aphanitic, no question this is a porphyry dyke similar to QFP and PPF == discussion with FC & RWH regarding naming and correlating this unit - jury still out!). Checked photos Oct, 2009 by SD and changed to MGR from DYK.	pyr	PSM	m				
Nucleus	GRD09-139	J. van Randen		13-Jul-09				126.2	127.9	SCH	SCH	bio	qtz			CG	BA				sheared biotite rich ??mylonitic cooked raft of SCH (and 40% altered gra??) with clay after ??fds grains; discontinuous qtz lenses and boudins; FC found shear plane which gives reverse local faulting motion and zone where phylosilicates were highly deformed - less deformed in clay altered ??GRA portion of interval .	cla	PER	m				
Nucleus	GRD09-139	J. van Randen	S. Dyck	13-Jul-09				127.9	133.1	MGR	DYK	qtz	fds		3	FG	PO				moderately oxidized buff coloured porphyritic dike continued with ~3% 2-3mm fds phenocrysts floating in a granular aplitic leucocratic matrix; (without the phenos, texture is classic MGR but unusually large mineralized section of porphyritic "MGR" and if matrix was aphanitic, no question this is a porphyry dyke similar to QFP and PPF == discussion with FC & RWH regarding naming and correlating this unit - jury still out!). Checked photos Oct, 2009 by SD and changed to MGR from DYK.	pyr	PSM	m				
Nucleus	GRD09-139	J. van Randen		13-Jul-09				133.1	134.8	SCH	SCH	qtz	chl			MG	FO				limonitic clay altered interval of dominantly oxidized well foliated (60) chlorite after biotite (augen) SCH with 40% MGR (too altered to see if porphyritic or not); fractured broken white bull qtz fragments along foliation locally	cla	PER	m				
Nucleus	GRD09-139	J. van Randen		13-Jul-09				134.8	136.8	SCH	SCH	bio	qtz			MG	FO	BA			well foliated chl/bio garnet schist with minor brecciation and qtz boudins; moderate to strong oxidation.	chl	PSM	m				
Nucleus	GRD09-139	J. van Randen	S. Dyck	13-Jul-09				136.8	144.6	MGR	DYK	qtz	fds		3	FG	PO				light yellow coloured clay altered porphyritic dike continued with ~4% 2-3mm fds phenocrysts floating in a granular aplitic leucocratic matrix; clay alteration is concentrated at beginning of interval and intense at lower broken 1m contact zone with silicifed dark grey ??SCH below; unit has 3mm clay rounded grains with 1mm grey qtz halos as well as sub angular fds phenos floating in crystalline f.g. matrix; common sulphide stringers and diss blebs continue in this interval. Checked photos Oct, 2009 by SD and changed to MGR from DYK.	cla	PAT	m				

Dataset	Hole_ID	Logged_by	Edited_by	Date_Logged	Ox_From	Ox_To	OXIDATION	Lith_From	Lith_To	Litho	Litho_	Litho-1	Litho-2	% qtz Phenocryst	% fds Phenocryst	Grain Size	Texture-1	Texture-2	BxClast_1	BxClast_2	Lithology Description	Dominant Alteration	Dominant Alteration Style(occurrence)	Dominant Alteration Intensity	Secondary Alteration	Secondary Alteration Style(occurrence)	Secondary Alteration Intensity	Alteration Description
Nucleus	GRD09-139	J. van Randen		13-Jul-09				144.6	153.1	SCH	SCH	bio	qtz			MG	FO				dark green grey very silicified chlorite biotite garnet schist interval; local areas show highly strained (plastic flow of phylosilicates - ?mylonitic texture); very distinct looking "a-typical" SCH (that could have been a fine grained amphiboite, (no amp or hornblende shaped crystals observed) and now altered to chlorite and foliated??);.	qtz	PER	i	chl	PSM	s	
Nucleus	GRD09-139	J. van Randen		13-Jul-09				153.1	153.5	SCH	SCH	qtz	bio			MG					clay altered biotite SCH with discontinuous stringers and irregular patches of fine grained pyrite; interval is deformed and folitation not well preserved.	cla	PAT	w				
Nucleus	GRD09-139	J. van Randen		13-Jul-09				153.5	154.3	MGR	MGR	qtz	fds		0.5	FG	PO	FX			fractured silicified weakly porphyritic MGR/DYK with common discontinuous pyrite stringers; groundmass is fine-medium grained and granular like typical MGR; unit has rusty fracture surfaces with limonitic selvages to thin pyrite stringers.	qtz	PER	m				
Nucleus	GRD09-139	J. van Randen		13-Jul-09				154.3	155.6	SCH	SCH	bio	cla			MG	BA	FA			mixed interval of dominantly banded clay altered buff coloured biotite SCH and lesser granitic looking bands (15% MGR); core is highly broken at start of interval.	cla	PAT	m	bio	EUH	w	
Nucleus	GRD09-139	J. van Randen		13-Jul-09				155.6	157.4	FAU	FAU	cla	fds			MG	FA	GO			intense major fault composed of 70% clay with crumbly pyrite rich yellow ??dyke material and lesser 20% biotite rich ??mylonitic speckled (1mm fds ?phenos-porphyroblasts in a plastic aphanitic matrix) fragments that were originally SCH??.	cla	PER	i				
Nucleus	GRD09-139	J. van Randen		15-Jul-09				157.4	158.2	SCH	SCH	bio	qtz			CG	FA				more competent silicified raft of sheared foliatied SCH with mylonitic textures of phylosilicates that have flowed and wraped around the qtz +/- pyrite augens; common secondary biotite and diss py blebs.	cla	PSM	m	qtz	PER	m	
Nucleus	GRD09-139	J. van Randen		15-Jul-09				158.2	161	FAU	FAU	cla	pyr			MG	FA	GO			intense major fault composed of yellow broken clay rich fragments of crumbly pyritic ??dyke material and much lesser sheared foliatied pyritic SCH secions.	cla	PER	i				
Nucleus	GRD09-139	J. van Randen		15-Jul-09				161	164.3	SBX	SBX	cla	pyr			MG	BX				sulphide breccia composed of thin discontinous pyr>>aspy fracture fill and increasing to patches/ diss blebs and 5mm stringers of PY/asp up to 25 % of rock; rock fragments are very thinly laminated clay rich ??MGR at beginning of interval and grades into non foliated massive intrusive material ??MGR/dyke material.	pyr	OVP	s	cla	PER	m	
Nucleus	GRD09-139	J. van Randen		15-Jul-09				164.3	166.5	SBX	SBX	pyr	qtz			MG	BX				more intense sulphide breccia interval than above plus addition of qtz flooding, most intense sx area is frothy with common open space and euhedral asp>pyr and rare cpy locally up to 70% observed; broken interval and difficult to tell protolith	sul	MAS	s	cla	PAT	m	
Nucleus	GRD09-139	J. van Randen		15-Jul-09				166.5	169.8	SBX	SBX	pyr	qtz			MG	BX				sulphide breccia zone continued but distinctly less mineralized than zone above and host rock is true fault breccia with limonitic matrix around subrounded clasts of intrusive material and lesser grey foliated SCH 1-2cm wide fragments; sulphides up to 20% locally with stringers and dissemination mostly of pyr and lesser asp diminishing gradually downhole; late cockade qtz + pyr stringers with 20% open space cut breccia and have 1-2cm wide silicified alteration envelopes.	sul	FFL	m	qtz	SEL	w	
Nucleus	GRD09-139	J. van Randen		15-Jul-09				169.8	173.8	SCH	SCH	cla	bio			FG	BX	FA			mixed interval of foliated biotite (rare garnet) SCH and 40% fault breccia that is healed - breccia clasts are SCH>fractured qtz>MGR; interval is cut by dark grey aphanitic matrix with 1mm fds phenos <2cm wide ??PPF dyke at 175.5m	cla	PAT	m	sul	FFL		
Nucleus	GRD09-139	J. van Randen		15-Jul-09				173.8	175	MGR	MGR	qtz	cla		1	MG	MA	PO			oxidized pyrite rich interval of orange/yellow ??MGR which locally is fine grained porphyritic but overprinting of discontinuous pyr stringers and disseminations make protolith identification difficult.	cla	PSM	s	cla	PAT	m	
Nucleus	GRD09-139	J. van Randen	S. Dyck	15-Jul-09				175	176.4	MGR	PPF	qtz	fds	0	5	VF	PO	BX	PPF		oxidized crackle breccia of orange fine grained matrix (MGR) to dull grey cryptocrystalline (PPF) with variable amounts of 1-2mm fds phenocrysts; yellow limonitic qtz rich minor matrix around angular "jigsaw" breccia fragments all composed of dyke material; clast supported monomyct breccia with irregular contacts; unit represents a transition dyke unit between PPF and weakly porphyritic MGR????. Checked photos Oct, 2009 by SD. Changed from PPF to MGR.	qtz	per	s	cla	PSM	m	
Nucleus	GRD09-139	J. van Randen		15-Jul-09				176.4	180.8	MGR	MGR	qtz	fds			CG	MA				limonitic clay altered coarse grained leucocratic dominantly MGR with 30% bleached clay altered GRA slugs.....contacts non sharp	cla	PSM	s	crb	FGR	w	
Nucleus	GRD09-139	J. van Randen		15-Jul-09				180.8	182.8	SCH	SCH	chl	bio			FG	FO				dirty brown green coloured fine grained sandy textured finely laminated chlorite/biotite and dickite after qtz?fds unit; interval is very homogenous and lacks typical qtz bands seen in most SCH.	cla	PSM	s				

Dataset	Hole_ID	Logged_by	Edited_by	Date_Logged	Ox_From	Ox_To	OXIDATION	Lith_From	Lith_To	Litho	Litho_	Litho-1	Litho-2	% qtz Phenocryst	% fds Phenocryst	Grain Size	Texture-1	Texture-2	BxClast_1	BxClast_2	Lithology Description	Dominant Alteration	Dominant Alteration Style(occurrence)	Dominant Alteration Intensity	Secondary Alteration	Secondary Alteration Style(occurrence)	Secondary Alteration Intensity	Alteration Description
Nucleus	GRD09-139	J. van Randen		15-Jul-09				182.8	184.3	MGR	MGR	qtz	cla			MG	FO	BA			mixed interval of weakly foliated fine grained MGR (clay altered) and lesser (30%) banded biotite SCH; oxidized interval overprinted by network of thin 2mm pyrite stringers at various angles to core axis.	cla	PSM	m				
Nucleus	GRD09-139	J. van Randen		15-Jul-09				184.3	191.4	GRA	GRA	qtz	fds			CG	MA	BL			bleached massive clay altered leucocratic granite interval with clay after fds; 15cm wide qtz/sul calcedony venin at 186m	cla	PSM	s				
Nucleus	GRD09-139	J. van Randen	W. Barnes	15-Jul-09				191.4	206.6	FIN	PPF	qtz	pyr	0	30	FG	PO	MO			distictive very fine grained dyke rock with disseminated f.g. pyrite after 2mm phenos in a fine grained (not aphanitic) matrix.....??PPF with pyr after fds or different magma source compared to typical PPF/QFP dykes found elsewhere on property?? (very rare local areas of dyke looks like PPF.....discussions of what to call it with FC and RWH). Jan/10 further review by wbarnes and unit is similar to the fine grained porphyritic unit called FIN (generic felsic intrusive).	pyr	DIS	i				
Nucleus	GRD09-139	J. van Randen		15-Jul-09				206.6	210.2	SCH	SCH	bio	qtz			MG	FO	BL			dark grey siliceous augen foliated SCH; locally deformed and rare brecciation; 10cm bands of pale green ?sericite with rounded 4mm porphyroblasts near contact with dyke above; lower 1m of core is bleached and clay altered.	qtz	PER	m				
Nucleus	GRD09-139	J. van Randen		15-Jul-09				210.2	216.4	GRA	GRA	qtz	fds			CG	MA	BL			clay pseudomorphing after fds coarse grained leucocratic granite; 30% bleached finely laminated altered SCH at lower contact.	cla	PSM	s				
Nucleus	GRD09-139	J. van Randen		15-Jul-09				216.4	221.5	BRX	BRX	qtz	lim			FG	BX	FO	SCH		black brecciated silicified SCH; 85% angular SCH fragments in a rusty limonitic matrix; common 2x.5cm wide open space cavities in breccia; minor grey cryptocrystalline silica in breccia and interval is weakly mineralized.	qtz	PER	i				
Nucleus	GRD09-139	J. van Randen	S. Dyck	15-Jul-09				221.5	224.7	SCH	MGR	qtz	cla			FG	BL	BX			buff tan coloured leucocratic very thinly laminated ??SCH (or possibly foliated ??MGR as knife sharp intrusive contacts with black siliceous SCH below??); unit is granular, silicified and strained with common discontinuous strained lenses and thin stringers of dark grey cherty looking silica stringers (clots of buff clay ??after phenos and white qtz +/- py and lesser cpy blebs in some cherty silica stringers); brittle cm scale offsets of foliated layers and silica fracture fillings; 5% discontinuous white fractured unmineralized qtz vein fragments. Checked photos Oct, 2009 by SD and changed from MGR to SCH.	qtz	PER	i	cla	PSM	m	
Nucleus	GRD09-139	J. van Randen		15-Jul-09				224.7	227.2	SCH	SCH	qtz	bio			FG	FO	FA			black very thinly laminated siliceous SCH with common small scall brittle offsets; unit has overall foliation 0-10 degrees to core axis							
Nucleus	GRD09-139	J. van Randen		15-Jul-09				227.2	227.6	BRX	BRX	qtz	cla			VF	BX		SCH	GRN	40cm wide black breccia zone with angular 4mm silicified SCH fragments in a grey siliceous matrix (10% fragments appear to be of granite origin with clay replacing fds); 2% very fine grained pyrite noted but hard to observe sx in dark silicified interval; shearing orientation is 25 degrees to core axis.	qtz	PER	i	cla	PSM	m	
Nucleus	GRD09-139	J. van Randen		15-Jul-09				227.6	236.8	GRA	GRA	qtz	fds			CG	MA	BL			massive leucocratic granite with pervasive clay puedomorphing after fds; unit is cut by discontinuous thin pyrite stringers as well as sub parallel pyrite stringer (>qtz/pyr strs) sets.	cla	PSM	m				
Nucleus	GRD09-139	J. van Randen		15-Jul-09				236.8	245	SCH	SCH	qtz	cla			MG	BA	FO			banded well foliated interval of dominantly bleached clay altered SCH with 30% 8-10cm wide MGR>>GRA foliform igneous dykes which are concordant with foliation in schist and still see fds and qtz grains in MGR for the most part; at 239.9m is 2cm cream colour porphryy dyke (clay altered fds phenos in a aphanitic groundmass crosscutting foliation of SCH and MGR.....very likely this is not MGR but younger dykelet; 238.5m 20cm shear with f.g. sulphides 15 degrees to core axis; 144m qtz/cpy/bor stringer.	cla	PSM	s				
Nucleus	GRD09-139	J. van Randen		15-Jul-09				245	246	MGR	MGR	qtz	fds		1	MG	FO	PO			interval dominanted by cream coloured foliated m.g. Microgranite (with local fds phenos near lower contact) and 10% altered SCH; the SCH-MGR contacts are non-planar and sharp; 245.7m malachite staining py+qtz stringer.	cla	PSM	m				
Nucleus	GRD09-139	J. van Randen		15-Jul-09				246	247.2	SCH	SCH	qtz	ser			MG	BA	FO			very banded thinly laminated interval of dominantly bleached clay altered SCH with 10% 3-5cm wide igneous (bands) which are concordant with foliation in schist. Unit has regularily spaced <1cm white qtz bands (clear qtz veining more likely than primary qtz sweats in SCH unit; entire interval could be of igneous origin???	cla	PSM	s	ser	PSM	w	
Nucleus	GRD09-139	J. van Randen		15-Jul-09				247.2	248.2	GRA	GRA	qtz	fds			CG	MA				massive corarse grained granite interval cut by numerous thin discontinous and 5mm wide qtz/sul veins; contacts crosscut foliation of SCH; at 248m is pyritic slickensides on fault plane 15 degrees to core axis.	cla	PSM	w				

Dataset	Hole_ID	Logged_by	Edited_by	Date_Logged	Ox_From	Ox_To	OXIDATION	Lith_From	Lith_To	Litho	Litho_	Litho-1	Litho-2	% qtz Phenocryst	% fds Phenocryst	Grain Size	Texture-1	Texture-2	BxClast_1	BxClast_2	Lithology Description	Dominant Alteration	Dominant Alteration Style(occurrence)	Dominant Alteration Intensity	Secondary Alteration	Secondary Alteration Style(occurrence)	Secondary Alteration Intensity	Alteration Description
Nucleus	GRD09-139	J. van Randen		16-Jul-09				248.2	251.7	SCH	SCH	qtz	cla			FG	FO				buff tan yellow coloured moderately silicified well foliated sericite SCH unit with common <1cm wide qtz bands (locally boudinaged) and <4cm wide conformable <30% igneous intervals; thin pyrite stringers throughout and a 15cm white fractured qtz vein occurs at 148.6m.	ser	PSM	m	qtz	PER	m	
Nucleus	GRD09-139	J. van Randen		16-Jul-09				251.7	252.1	GRA	GRA	qtz	fds			CG	MA				massive corarse grained granite interval cut by numerous thin discontinous qtz/sul veins.	cla	PSM	w				
Nucleus	GRD09-139	J. van Randen		16-Jul-09				252.1	255.2	SCH	SCH	qtz	cla			FG	FO				buff tan yellow coloured strong to moderately silicified well foliated sericite SCH unit with common discontinuous qtz boudins; commonconformable <40% igneous intervals as fine grained (not aphanitic) porphyritic dyke material ??por-MGR; thin sheeted pyrite stringers throughout; well mineralized overall.	ser	PSM	m	qtz	PER	s	
Nucleus	GRD09-139	J. van Randen	S. Dyck	16-Jul-09				255.2	255.6	BRX	VEI	qtz	sul			CG	VU				small sx rich clear qtz veined zones with distinct alteration halo; semi massive sulphides (coarse blebs of f.g. pyrrhotite>pyrite>>cpy) at intersections of very coarse grey and clear <1cm qtz crystal growth with 5% open space cavities. Checked photos Oct, 2009 by SD, changed from VEI to BRX.	cla	SEL	m				
Nucleus	GRD09-139	J. van Randen		16-Jul-09				255.6	258	MGR	MGR	qtz	cla			FG	FO				buff tan yellow coloured strongly silicified well foliated SCH/microgranite mixed unit with common irregular patches of diss pyrite and discontinuous thin sheeted pyrite stringers throughout; well mineralized overall.	qtz	PER	s	cla	PSM	m	
Nucleus	GRD09-139	J. van Randen		16-Jul-09				258	259.3	GRA	GRA	qtz	fds			CG	MA				massive corarse grained granite interval cut by numerous thin discontinous qtz/py veins.	cla	PSM	w				
Nucleus	GRD09-139	J. van Randen		16-Jul-09				259.3	263.3	SCH	SCH	qtz	cla			MG	FO				mixed interval of dominantly banded clay altered buff coloured biotite SCH and lesser granitic looking bands (20% MGR); core is highly broken locally and large interval of caved material due to drilling process.	cla	PSM	m				
Nucleus	GRD09-139	J. van Randen		16-Jul-09				263.3	265.3	MGR	MGR	qtz	fds			FG	FX	MA			mixed unit of dominantly altered fine grained massive microgranite with diss pyr and lesser GRA intervals plus 10% foliated clay altered SCH; pyrite stringers throughout in <3cm braided shear zones with abundant clay.	cla	PAT	m				
Nucleus	GRD09-139	J. van Randen		16-Jul-09				265.3	268	SCH	SCH	qtz	cla			FG	FO				dominantly buff coloured foliated SCH with 40% intrusive intervals (GRA>MGR) and common fine grained discontinuous pyrite stringers; patchy silicification; malachite??mariposite?? At 265.4m.	cla	PSM	m	qtz	PAT	m	
Nucleus	GRD09-139	J. van Randen		16-Jul-09				268	270.4	GRA	GRA	qtz	bio			CG	MA				mixed interval of dominantly GRA with 20% MGR (good crosscutting relationships of GRA intruding foliated MGR...the MGR is concordant with the foliation in the host SCH unit; area also displays two different MGR (one foliated, one massive and crosscutting foliation in SCH)); interval becomes increasingly silicified downhole.	cla	PSM	m	qtz	PAT	m	
Nucleus	GRD09-139	J. van Randen		16-Jul-09				270.4	276.5	SCH	SCH	qtz	chl			FG	FO				competent banded dark grey silicified ?sericite SCH with 10% GRA>>fol MGR intrusive bands less than 12cm wide; interval is well mineralized with common discontinuous pyr stringers and patches centered on mineralized fractures.	qtz	PER	s	ser	PSM	w	
Nucleus	GRD09-139	J. van Randen		16-Jul-09				276.5	278	MGR	MGR	qtz	fds			MG	FO				weakly foliatied white coloured microgranite cut by discontinuous 3mm pyrite/aspy stringers.							
Nucleus	GRD09-139	J. van Randen		16-Jul-09				278	280	SCH	SCH	qtz	chl			FG	FO				competent banded dark grey silicified SCH with 25% fol MGR + GRA intrusive bands less than 5cm wide; secondary biotite observed locally and stained augen shaped 3mm wide ??qtz grains at 270.1m and boudinaged qtz sweats at 179.9m.	qtz	PAT	m	bio	EUH	w	
Nucleus	GRD09-139	J. van Randen		16-Jul-09				280	280.8	MGR	MGR	qtz	fds			MG	FO				weakly foliatied white coloured microgranite cut by discontinuous 3mm pyrite/aspy stringers; interval has two locations where grey SCH zenoliths are caught up in the MGR.							
Nucleus	GRD09-139	J. van Randen		16-Jul-09				280.8	283.1	SCH	SCH	qtz	chl			FG	FO				black intensely silicified SCH with 15% fol MGR + minor GRA intrusive bands less than 15cm wide; secondary biotite observed locally and patches of fine grained pyrite along foliation.	qtz	PAT	m	bio	EUH	m	
Nucleus	GRD09-139	J. van Randen		16-Jul-09				283.1	286.6	MGR	MGR	qtz	fds			MG	FO				white deformed MGR (generally foliated sub// to SCH but foliation is locally warped and folded); unit is locally broken and contains thin pyrite>>arsenopyrite stringers and patches.							
Nucleus	GRD09-139	J. van Randen		16-Jul-09				286.6	288.8	SCH	SCH	amp	chl			MG	FO				dark green intensely silicified chlorite schist with 10% observed amphiboles; unit is very siliceous with fine grained pyrite along foliation and local very thin cpy stringers.	qtz	PER	s	chl	PSM	s	
Nucleus	GRD09-139	J. van Randen		16-Jul-09				288.8	290.6	MGR	MGR	qtz	fds			MG	FO				white foliated MGR (generally foliated sub// to SCH but foliation is locally warped and folded); unit contains thin pyrite>>arsenopyrite stringers and patches.							

Dataset	Hole_ID	Logged_by	Edited_by	Date_Logged	Ox_From	Ox_To	OXIDATION	Lith_From	Lith_To	Litho	Litho_	Litho-1	Litho-2	% qtz Phenocryst	% fds Phenocryst	Grain Size	Texture-1	Texture-2	BxClast_1	BxClast_2	Lithology Description	Dominant Alteration	Dominant Alteration Style(occurrence)	Dominant Alteration Intensity	Secondary Alteration	Secondary Alteration Style(occurrence)	Secondary Alteration Intensity	Alteration Description
Nucleus	GRD09-139	J. van Randen		16-Jul-09				290.6	295.66	SCH	SCH	qtz	bio			MG	FO	BA			intensely silicified well foliated biotite SCH (biotite is at least in part secondary); unit contains 15% pale green coloured foliated MGR and lesser GRA intrusive dykes generally <10cm wide; EOH 295.66m.	qtz	PER	i	bio	EUH	m	

Hole_ID	Min_From	Min_To	pyrite	Pyrite %	Cpy%	Prt%	Asp%	Other	Other%	Mineralization Description
GRD09-139	16.9	17.9						lim	2	diss lim after pyr
GRD09-139	74.7	75	pyr	5				lim	2	5% disseminated local pyrite and rims of limonite.
GRD09-139	90.8	92.3	pyr	10				lim	5	diss pyrite with limonitic halos
GRD09-139	106.6	108	pyr	10						
GRD09-139	117.7	126.2	pyr	5						
GRD09-139	127.9	133.1	pyr	2				lim		
GRD09-139	136.8	144.6	pyr	5						
GRD09-139	158.2	161	pyr	10						diss pyrite as well as sulphides in veins; generally pyrite is <10% diss but locally concentrated up to 25 as clots and patches
GRD09-139	164.3	166.5	pyr	15			2			~15% fine grained sulphides (?mostly pyrite) as disseminations and clots throughout interval in addition to sulphides in numerous veins
GRD09-139	166.5	169.8	pyr	5						5% locally concentrated diss pyr in dyke portions of dominantly SCH breccia unit
GRD09-139	169.8	173.8	pyr	5						
GRD09-139	173.8	175	pyr	15						patchy concentrations of f.g. diss pyr up to 15%
GRD09-139	175	176.4	pyx	3						
GRD09-139	182.8	184.3	pyr	2						local fine grained clots and disseminations of pyrite throughout interval (in qtz rich areas mostly).
GRD09-139	191.4	206.6	pyr	20						fine grained pyrite replacing all ??fds phenocryts in porphyritic dyke interval with local concentrations up to 30 % plus vein mineralization.
GRD09-139	221.5	224.7	pyr	2						fine grained disseminated pyrite as crude blebs and <2cm patches locally in unit
GRD09-139	224.7	236.8	pyr	5						dis pyr in granite plus sx veins
GRD09-139	236.8	245	pyr	1						up to 3% diss pyr within granitiod intervals and none observed in SCH bands.
GRD09-139	245	246	pyr	2						2-3% diss pyrite in GRA
GRD09-139	246	247.2	pyr	0.5						up to 3% diss pyr within granitiod intervals and none observed in SCH bands.
GRD09-139	247.2	248.2	pyr	2						5-8% diss pyrite in GRA
GRD09-139	248.2	251.7	pyr	1						up to 3% diss pyr within granitiod intervals and none observed in SCH bands.
GRD09-139	251.7	252.1	pyr	1						1-2% diss pyrite in GRA
GRD09-139	252.1	255.2	pyr	0.5						up to 1% diss pyr within granite intervals and none observed in SCH bands.
GRD09-139	255.2	255.6	pyr	1						diss pyr clots in alteration halo around qtz/sx vein
GRD09-139	255.6	258	pyr	2						up to 3% diss pyr within granitiod intervals and none observed in SCH bands.
GRD09-139	258	259.3	pyr	3						3% diss pyrite in GRA
GRD09-139	259.3	263.3	pyr	2						up to 2% diss pyr within granite intervals.
GRD09-139	263.3	265.3	pyr	5						clots and patches of f.g. pyrite in mostly intrusive interval
GRD09-139	265.3	268	pyr	2						up to 2% diss pyr within granite intervals.
GRD09-139	268	270.4	pyr	1						diss pyr in gra and MGR intervals
GRD09-139	270.4	276.5	pyr	0.5						diss pyr in gra and MGR intervals
GRD09-139	276.5	278	pyr	0.01						rare very fine grained pyrite
GRD09-139	280	280.8	pyr	0.01						rare very fine grained pyrite
GRD09-139	283.1	286.6	pyr	0.5						rare very fine grained pyrite
GRD09-139	288.5	290.6	pyr	0.5						rare very fine grained pyrite

Hole_ID	Structure From	Structure To	foliation CA	Beta	foliation strike	foliation dip	Struct_type1	Struct_subtype1	Struct_CA1	Struct_Beta1	Struct_strike1	Struct_dip1	Structure Description
GRD09-139	7.5	7.51	35										
GRD09-139	10.5	10.51					CTC	SCH-MGR	60				minor MGR crosscut SCH 60 to core axis
GRD09-139	16.7	16.71	58										
GRD09-139	25	25.01	48										
GRD09-139	32.1	32.11	62										
GRD09-139	32.2	32.21					CTC	SCH-MGR	57				mgr crosscuts foliation in SCH
GRD09-139	36	36.01	60										
GRD09-139	42	42.01	60										
GRD09-139	47.7	47.71					CTC	SCH-MGR	30				sharp upper contact of MGR with SCH 30 degrees to core axis.
GRD09-139	50.8	50.81	78										
GRD09-139	56	56.01	60										
GRD09-139	63.5	63.51	83										
GRD09-139	67.8	67.81	80										
GRD09-139	71.8	71.81	85										
GRD09-139	76.5	76.51	90										
GRD09-139	78	78.01	87										
GRD09-139	82.5	82.51	85										
GRD09-139	86.5	86.51	68										
GRD09-139	90.6	90.61	80										
GRD09-139	94.4	94.41	80										
GRD09-139	110.9	110.91					CTC	SCH-AMP	50	60	127	68	sharp lower contact of amphibolite unit with schist is 127/68
GRD09-139	112.8	112.81	88	30	92	42							
GRD09-139	115.8	115.81	85	195	88	35							
GRD09-139	117.7	117.71					CTC	SCH-MGR	62				
GRD09-139	127.9	127.91					CTC	SCH-MGR	60				sharp upper contact of SCH with DYK
GRD09-139	133.1	133.11					CTC	SCH-MGR	60				sharp lower contact of DYK with SCH/MRG
GRD09-139	154.3	155.6	75										
GRD09-139	157.4	158.2	45										
GRD09-139	161	162	75										
GRD09-139	165.9	166					BRX		25				10cm wide f.g. sul bx competent rock section with sharp contacts oriented 25 degrees to core axis
GRD09-139	171.9	171.91	55										
GRD09-139	180.8	182.8	40	308	52	79							
GRD09-139	191.4	191.41	50	60	127	68							
GRD09-139	206.6	210.2	44	321	63	80							
GRD09-139	216.4	216.41					CTC	BRX-GRA	30	62	140	83	sharp lower contact of GRA with brecciated schist unit below
GRD09-139	224.69	224.7					CTC	SCH-SCH	30				
GRD09-139	224.7	227.2	5										
GRD09-139	227.2	227.6					SHR		45				brecciated silicified sulphide shear 45 degrees to core axis
GRD09-139	236.8	236.81					CTC	SCH-GRA	55				lower contact of GRA
GRD09-139	236.81	245	65				SHR		10				sulphide rich shear zone 3cm wide at 238.4m is 10 degrees to core axis.
GRD09-139	246	246.01					CTC	SCH-GRA	35				lower contact of GRA
GRD09-139	246.01	247.2	77										
GRD09-139	248	248.01					FAU		15	65	331	86	alpha=15, beta=65 gamma=40 on mineralized fault plane with pyr slickensides; Brunton check on fault gives 345/85 and slickensides are 8 degrees towards 330....steep normal fault movement according to "steps" on slick polished surface.
GRD09-139	251.7	252.1					CTC	SCH-GRA	75				sharp upper and lower contacts of GRA - conformable with SCH foliation
GRD09-139	252.1	255.2	87										
GRD09-139	255.2	255.21					CTC	SCH-BRX	59				sharp upper contact of qtz/sul vein
GRD09-139	259.3	263.3	55										
GRD09-139	265.3	268	45										
GRD09-139	269	269.1					CTC	SCH-GRA	48	260	31	50	lower contact of small GRA interval in SCH
GRD09-139	269.1	270.4	50	260	33	49							
GRD09-139	270.4	275.3	65	270	54	46							
GRD09-139	275.3	275.31					CTC	SCH-GRA	68	270	58	45	upper contact of small GRA interval in foliated SCH and very similar orientations
GRD09-139	278	280	68										
GRD09-139	280	283.1	44	210	355	21							
GRD09-139	286.6	286.61					CTC	SCH-GRA	50	205	10	16	sharp lower contact of MGR unit with silicified schist
GRD09-139	286.61	288.8	52	230	23	31							
GRD09-139	290.6	295.66	56	220	30	24							Brunton Check of foliation 030/28; 295.66m EOH

Hole_ID	Vein From	Vein To	Number of Veins	Cummulative Vein Thickness mm	Common Thickness mm	Vein Inf-Type_1	Dominent Inf-Mineralogy_1	Sulfide Mineralogy_1_1	Sulfide Mineralogy_1_2	Sulfide Mineralogy_1_3	Total Sulfde %_1	Vein CA_1	Inf-Beta_1	Inf-Strike_1	Inf-dip_1	Vein Inf-Type_2	Dominent Inf-Mineralogy_2	Sulfide Mineralogy_2_1	Sulfide Mineralogy_2_2	Sulfide Mineralogy_2_3	Total Sulfde %_2	Vein CA_2	Inf-Beta_2	Inf-Strike_2	Inf-dip_2	Vein Zone Description
GRD09-139	2.8	6.3	16	30	5	SP	qtz	lim			30	60														
GRD09-139	6.3	8.6	17	30	4	NS	qtz	lim			20															
GRD09-139	8.6	9.4	6	10	2	NS	lim	lim			80															
GRD09-139	9.4	11.3	17	10	1	NS	lim	lim			90															
GRD09-139	11.3	13.3	18	20	2	DS	cla	lim			70															
GRD09-139	13.3	15	19	10	1	DS	lim	lim			80															
GRD09-139	15	16.1	29	30	3	DS	lim	lim			90					PL	qtz	lim			70	25				
GRD09-139	16.1	16.9	7	20	2	NS	qtz	lim			30															
GRD09-139	16.9	17.9	4	10	2	PL	qtz	lim			20	25														
GRD09-139	17.9	25.5	53	30	3	NS	qtz	lim			20															
GRD09-139	25.5	28.4	37	20	3	DS	qtz	lim			40															
GRD09-139	28.4	29.1	8	30	5	DS	qtz	lim			40															
GRD09-139	29.1	32.1	53	30	2	DS	lim	lim			70															
GRD09-139	32.1	34.4	28	20	2	DS	lim	lim			60															
GRD09-139	34.4	35.5	19	10	1	NS	lim	lim			70															
GRD09-139	35.5	37.9	9	20	2	DS	qtz	lim			40															
GRD09-139	37.9	39.4	7	20	2	DS	lim	lim			40															
GRD09-139	39.4	43.7	22	30	3	DS	qtz	lim			30															
GRD09-139	43.7	47.7	53	30	2	DS	lim	lim			60															
GRD09-139	47.7	48.4	17	10	1	NS	qtz	lim			30															
GRD09-139	48.4	50.4	37	30	2	DS	lim	lim			70															
GRD09-139	50.4	59	112	40	2	DS	lim	lim			50															
GRD09-139	59	60	15	15	1	SP	lim	lim			80	35														
GRD09-139	60	71	60	40	3	BR	qtz	lim			45															
GRD09-139	71	76	18	20	2	NS	lim	lim			70					PL	pyr	lim			50	5				
GRD09-139	76	82.7	28	30	3	BR	qtz	pyr			40															
GRD09-139	82.7	83.7	14	10	2	DS	qtz	pyr	lim		30															
GRD09-139	83.7	87.4	27	30	2	NS	lim	pyr			60															
GRD09-139	87.4	90.8	28	30	3	SP	pyr	asp	lim		75	30														
GRD09-139	90.8	92.3	18	30	4	NS	pyr	lim			40															
GRD09-139	92.3	93	3	10	2	DS	lim	pyr			80															
GRD09-139	93	93.4	13	10	1	DS	pyr	lim			60															
GRD09-139	93.4	96.3	15	20	4	BR	lim	pyr			40	15														
GRD09-139	96.3	97.3	16	20	1	NS	qtz	pyr			50															
GRD09-139	97.3	98.7	37	60	2	SP	qtz	pyr			50	70														
GRD09-139	98.7	99.5	5	10	2	NS	qtz	pyr			70															semi massive pyrite with quartz so majority of sx reported under mineralization section of log.
GRD09-139	99.5	101.9	68	140	2	SP	qtz	pyr	pyx		80	60				DS	pyr	pyx			90					
GRD09-139	101.9	102.5	15	30	2	SP	qtz	pyr	pyx		85	60	40	111	65	SP	pyr				90	35	280	31	70	
GRD09-139	102.5	103.9	28	45	1	SP	qtz	pyr	pyx		80	55														
GRD09-139	103.9	106.6	16	20	1	BR	pyr	pyr			70															
GRD09-139	106.6	108	25	30	1	DS	pyr	pyr			90															
GRD09-139	108	110.9	15	20	1	BR	lim	pyx			80					PL	pyr				40	30	50	132	89	
GRD09-139	110.9	112.9	20	50	4	DS	pyr	pyr	cpy		90					SP	pyr	cpy			90	25	230	346	46	
GRD09-139	112.9	117.7	73	120	1	NS	pyr	pyr	cpy		70					SP	pyr	cpy	bor	asp	40	82	270	78	41	subparallel vuggy qtz stringers 2mm wide with blebs of f.g. pyr and euhedral c.g. cpy and local ?asp blebs and rare bournite observed; Brunton check resulted in 085/50
GRD09-139	117.7	126.2	350	400	1	DS	pyr	pyr			95					SP	pyr	pyr			90	70	40	105	56	porphyritic dyke has diss clots of f.g. pyr/pyx throughout as well as bottom 2metres of interval has common every 2-5cm sheeted sx stringers (rare qtz/sx stringers) all subparrallel and Brunton check gives 095/67 orientation
GRD09-139	126.2	127.9	3	15	3	BO	qtz	pyr			20															
GRD09-139	127.9	133.1	125	200	1	DS	pyr	pyr	lim	cpy	40	40														porphyritic dyke has diss clots of f.g. pyr/pyx throughout as well as bottom 2metres of interval has common every 2-5cm sheeted sx stringers (rare qtz/sx stringers) all subparrallel.
GRD09-139	133.1	134.8	21	30	1	SP	qtz	pyr	lim		50	40														
GRD09-139	134.8	136.8	23	35	1	NS	lim	pyr			10															
GRD09-139	136.8	144.6	200	200	1	DS	pyr	pyr			80					SP	pyr				70	45	50	124	76	porphyritic dyke has diss clots of f.g. pyr/pyx throughout as well as bottom 2metres of interval has common every 2-5cm sheeted sx stringers (rare qtz/sx stringers) all subparrallel.
GRD09-139	144.6	153.1	15	30	2	NS	qtz	pyr			5															

Hole_ID	Vein From	Vein To	Number of Veins	Cummulative Vein Thickness mm	Common Thickness mm	Vein Inf-Type_1	Dominent Inf-Mineralogy_1	Sulfide Mineralogy_1_1	Sulfide Mineralogy_1_2	Sulfide Mineralogy_1_3	Total Sulfde %_1	Vein CA_1	Inf-Beta_1	Inf-Strike_1	Inf-dip_1	Vein Inf-Type_2	Dominent Inf-Mineralogy_2	Sulfide Mineralogy_2_1	Sulfide Mineralogy_2_2	Sulfide Mineralogy_2_3	Total Sulfde %_2	Vein CA_2	Inf-Beta_2	Inf-Strike_2	Inf-dip_2	Vein Zone Description
GRD09-139	153.1	153.5	3	10	2	DS	qtz	lim	pyr		20															
GRD09-139	153.5	154.3	50	40	0.5	DS	lim	pyr			70															
GRD09-139	154.3	155.6	17	20	2	SP	qtz	pyr			40	90														
GRD09-139	155.6	157.4	3	25	10	FF	qtz	pyr			5															
GRD09-139	157.4	158.2	10	20	3	NS	qtz	pyr			10															
GRD09-139	158.2	161	3	10	2	DS	cla	pyr			30															clay rich crumbly fault zone so stringers difficult to see here.
GRD09-139	161	164.3	500	600	2	DS	pyr	asp	cpy		90															sx breccia zone with numerous 1-2mm discontinuous sx stringers plus irregular patches of sulphide mineralization; no consistent orientation of mineralization.
GRD09-139	164.3	166.5	300	800	5	NS	pyr	asp	cpy		95															
GRD09-139	166.5	169.8	400	500	2	DS	pyr	asp	cpy		85					SP	qtz	pyr	asp		50	50				
GRD09-139	169.8	173.8	25	100	3	NS	lim	pyr			80					SP	qtz	pyr	asp	cpy	20	45	100	153	52	Brunton Check 160/58
GRD09-139	173.8	175	25	30	1	NS	pyr	asp	cpy		75															discontinuous sx str and diss sx
GRD09-139	175	176.4	8	10	1	SP	sul	pyr			40															
GRD09-139	176.4	180.8	15	30	5	PL	sul	pyr	asp		50	35														
GRD09-139	180.8	182.8	8	20	2	BR	chl	pyr			10															
GRD09-139	182.8	184.3	58	100	4	DS	pyr	pyr			80					SP	qtz	pyr	asp	cpy	35	45	315	59	77	
GRD09-139	184.3	191.4	350	50	2	DS	qtz	pyr	asp	cpy	60					SP	pyr	pyr			80	45	310	56	76	
GRD09-139	191.4	193.4	20	50	2	SP	qtz	sul	pyr		80	40	25	109	89	SP	qtz	sul	pyr		80	80	135	103	34	pyr str set
GRD09-139	193.4	195.4	18	60	3	NS	qtz	sul	pyr		80	50	68	131	64	SP	qtz	sul	pyr		80	40	45	123	82	Brunton Check 120/80 on sub // sx str sets
GRD09-139	195.4	198	15	55	2	PL	qtz	sul	pyr		75	45	70	136	67	SP	qtz	pyr			90	52	30	109	75	Brunton check 105/80
GRD09-139	198	206.6	70	20	3	PL	pyr	pyr			85	25	37	303	82											subparallel vein sets of sx changes at bottom of dyke interval from 45-52 alpha angles to being 25 degrees to core angle.
GRD09-139	206.6	210.2	22	75	3	PL	qtz	pyr	cpy		40	45	312	59	74	PL	qtz	pyr	cpy		40	52				conjugate sets of qtz + pyr+cpy stringers.
GRD09-139	210.2	216.4	108	30	3	PL	qtz	pyr			60	55				PL	pyr	cpy			70	45				interval cut by sub parallel vein sx sets plus qtz +/- sx steeper angle less mineralized vein set.
GRD09-139	216.4	221.5	8	30	3	PL	pyr	asp			70	62														
GRD09-139	221.5	224.7	40	60	2	BR	qtz	pyr	asp	cpy	50	45				SP	qtz	pyr	cpy			70				well mineralized section of commonly two directions of sx qtz str sets (pyr>asp>cpy) often 45 and 70 degrees to core axis as well as local disseminated pyrite.
GRD09-139	224.7	227.2	18	35	2	FF	qtz	pyr	asp		50															black silicified brecciated SCH unit hard to see qtz sulphide veins
GRD09-139	227.2	227.6	1	80	80	VU	qtz	pyr	asp		70															true brecciated section so mineralization noted under mineralization heading rather than vein infill.
GRD09-139	227.6	236.8	91	70	3	SP	pyr				80	60	71	125	56	PL	qtz	pyr	cpy		45	10	90	174	82	two vein sets throughout interval with 70 degrees to core axis set being dominant over shallow stringers.
GRD09-139	236.8	245	86	86	1	SP	pyr	pyr			80	74				PL	qtz	pyr	cpy	bor	50	75	135	61		Brunton Check on cpy/bor sx planar stringer gave 130/75
GRD09-139	245	246	15	40	2	SP	qtz	pyr	mal		40	65				PL	qtz	pyr				28				two sets of sub parallel sx stringers but higher angle to core axis set is far more common.
GRD09-139	246	247.2	33	75	2	SP	qtz	pyr			85	25														sheeted vein set
GRD09-139	247.2	248.2	6	50	8	BR	pyr	pyr			70	15				PL	qtz	pyr	cpy		30	15	65			alpha=15, beta=65 gamma=40 on mineralized fault plane with pyr slickensides
GRD09-139	248.2	251.7	91	160	1	DS	pyr	pyr			80	40	263	24	56											subparallel vein set
GRD09-139	251.7	252.1	15	15	0.1	SP	pyr	pyr			90	75														
GRD09-139	252.1	255.2	139	36	2	SP	pyr	pyr			80	70														very consistently oriented tightly spaced sheeted pyrite +/- qtz stringers throughout interval (core not oriented)
GRD09-139	255.2	255.6	5	230	2	NS	qtz	prt	pyr	cpy	30	55														25cm wide qtz pyrrhotite pyrite cpy vein
GRD09-139	255.6	258	38	70	2	NS	pyr	pyr			80															
GRD09-139	258	259.3	25	30	1	SP	qtz	prt	pyr	cpy	30	60														
GRD09-139	259.3	263.3	68	70	1	DS	pyr	pyr			60															
GRD09-139	263.3	265.3	340	350	0.5	DS	pyr	pyr			90															diss py and in discontinuous thin veinlets throughout interval.
GRD09-139	265.3	268	300	300	0.5	DS	pyr	pyr			90															
GRD09-139	268	270.4	47	50	1	SP	pyr	pyr			80	80	105	106	38											sheeted hairline pyr stringer set
GRD09-139	270.4	276.5	98	120	1	SP	pyr	asp			70	75	45	104	52	SP	qtz	pyr	asp		70	28	270	19	69	very consistent sheeted vein set throughout interval giving Brunton check orientation of 105/48 orientation on stand; towards end of interval conjugate set of pyr stringers is present.
GRD09-139	276.5	278	21	35	2	SP	pyr	pyr	cpy	asp	80	60	40	110	65	BR	pyr	pyr	asp		90	5				sheeted sx stringers and local later low angle to core axis pyr/asp stringers.
GRD09-139	278	280	10	25	2	SP	qtz	pyr			40	38														
GRD09-139	280	280.8	19	10	0.5	DS	chl	pyr			20	42	272	31	60											
GRD09-139	280.8	283.1	39	85	1	DS	chl	pyr			50					SP	qtz	pyr	cpy		75	63	100	141	33	interval characterized by thin discontinuous pyr str and local pyr cpy sheeted thin stringer oriented 141/33

Hole_ID	Vein From	Vein To	Number of Veins	Cummulative Vein Thickness mm	Common Thickness mm	Vein Inf-Type_1	Dominent Inf-Mineralogy_1	Sulfide Mineralogy_1_1	Sulfide Mineralogy_1_2	Sulfide Mineralogy_1_3	Total Sulfde %_1	Vein CA_1	Inf-Beta_1	Inf-Strike_1	Inf-dip_1	Vein Inf-Type_2	Dominent Inf-Mineralogy_2	Sulfide Mineralogy_2_1	Sulfide Mineralogy_2_2	Sulfide Mineralogy_2_3	Total Sulfde %_2	Vein CA_2	Inf-Beta_2	Inf-Strike_2	Inf-dip_2	Vein Zone Description
GRD09-139	283.1	286.6	45	50	1	DS	pyr	pyr			80															
GRD09-139	286.6	288.8	9	10	0.5	SP	cpy	cpy	pyr		90	70	105	122	39											very thin cpy>>pyr stringer set in amphibolite sch unit; stringers difficult to see in black siliceous interval
GRD09-139	288.8	290.6	20	40	2	SP	qtz	asp	pyr		20	48	16	101	81	SP	asp	asp	pyr	cpy	95	53	260	36	47	Brunton check on thick asp/pyr/cpy stringer set gave 270/45
GRD09-139	290.6	295.66	14	70	5	SP	qtz	asp	prt	cpy	30	40	275	31	63	NS	qtz	pyr			10					

Drill Hole Summary

Property:	Nucleus		
Zone:	Nucleus		
Drill Hole ID:	GRD09-147		
UTM Easting:	379125	**Elevation (m):**	970
UTM Northing:	6913749	**Azimuth:**	0
(NAD 83, Zone 8)		**Dip:**	-59
Depth (m):	303.28		
Drill Contractor:	Kluane Drilling Ltd.	**Logged by:**	W. Barnes
Date Started:	6-Aug-09	**Date Started:**	10-Aug-09
Date Completed:	11-Aug-09	**Date Completed:**	20-Aug-09
Core Size:	NTW		

Dataset	Hole_ID	Logged_by	Date_Logged	Ox_From	Ox_To	OXIDATION	Lith_From	Lith_To	Litho	Litho-1	Litho-2	% qtz Phenocryst	% fds Phenocryst	Grain Size	Texture-1	Texture-2	BxClast_1	BxClast_2	Lithology Description	Dominant Alteration	Dominant Alteration Style(occurrence)	Dominant Alteration Intensity	Secondary Alteration	Secondary Alteration Style(occurrence)	Secondary Alteration Intensity	Alteration Description
Nucleus	GRD09-147	W. Barnes	10-Aug-09	0	3.25	2	0	1.67	NRC										Lost core possible overburden was tossed out by the drillers.							
Nucleus	GRD09-147	W. Barnes	10-Aug-09	3.25	4.57	3	1.67	2.74	SCH	chl	qtz			FG	FX				Unit is fairly dark green and weakly oxidized. Unit is primarily composed of chlorite and quartz with some biotite and minor clay. Unit may have been an amphibolite schist then altered to some biotite but mostly chlorite. Some clays could be from the alteration of feldspars.Minor disseminated pyrite. Minor hematite on some fractures. Unit is weakly oxidized with limonite mainly on fractures and in a few stringers and spotty over the host rock.	chl	PER	s	bio	BAN	w	
Nucleus	GRD09-147	W. Barnes	10-Aug-09	4.57	13.8	4	2.74	4.25	SCH	qtz	ser			FG	FO	BL			Alteration has obliterated most of the original characteristics of the rock. Most mafics and felsics have been silicified. Minor bands of biotite remain. Some sericite present in bands possibly from the alteration of feldspars and biotite. Spotty chlorite present as well. Minor disseminated pyrite and oxidized sulphides. Trace of possible disseminated arsenopyrite present. Unit is moderately oxidized with patchy pervasive limonite and limonite within veins, stringers and on fractures. Minor hematite on fractures and staining the rock. From 3.97m to 4.16m is a strongly clay altered and oxidized section with minor chlorite.	qtz	PER	s	ser	BAN	w	
Nucleus	GRD09-147	W. Barnes	11-Aug-09	13.8	15.7	3	4.25	5.13	AMP	amp	cla			CG	FX	MA			Alteration has masked some of the characteristics of the rock. Unit was an amphibolite or amphibolite schist but all the amphiboles have been altered to chlorite leaving there crystal shape. Some biotite alteration present possibly of the chlorite or amphiboles. Minor clay present possibly from the alteration of some feldspars. Minor quartz still present. Unit increases in fractures down the hole. Unit starts off weakly oxidized but increases to moderate oxidiation down the hole with limonite on fractures, within stringers and increasing through the host rock down the hole. Minor hematite on some fractures.	chl	PSM	s	cla	DIS	w	
Nucleus	GRD09-147	W. Barnes	11-Aug-09	15.7	17.19	4	5.13	7.22	SCH	cla	chl			FG	BL	FO			Alteration and oxidation have obliterated most of the characteristics of the rock. Unit is mostly a schist with some minor amphibolite sections and vuggy quartz rich sections which could minor breccias or silicified porphyry units.. Unit is dominated by clay alteration of most felsics and some mafics. Some chlorite alteration present from biotite and amphiboles. Minor hematite on some fractures and staining the host rock. Unit is strongly oxidized with near pervasive limonite.	cla	PAT	m	chl	PAT	m	
Nucleus	GRD09-147	W. Barnes	11-Aug-09	17.19	18.71	3	7.22	9.49	FBX	cla	chl				Z	FX	SCH	AMP	Section is highly fractured and broken with rubbly material. Minor sections of intact core remains and is a brecciated unit. Broken pieces look to be mainly schist material with some amphibolited clasts. Unit was probably similar to the unit above. Aleration and intense oxidation make it difficult to see any major characteristics of the rock and brecciation. Rubbly pieces are dominated by clay alteration with patchy chlorite alteration presumably of the amphiboles and biotite. Some sections look to be unbrecciated schist. Some silicified pieces present. Unit may have just broken apart during drilling. Patchy hematite on fractures and in the host rock. Inense oxidation with pervasive limonite.	cla	PAT	s	chl	PAT	w	

Dataset	Hole_ID	Logged_by	Date_Logged	Ox_From	Ox_To	OXIDATION	Lith_From	Lith_To	Litho	Litho-1	Litho-2	% qtz Phenocryst	% fds Phenocryst	Grain Size	Texture-1	Texture-2	BxClast_1	BxClast_2	Lithology Description	Dominant Alteration	Dominant Alteration Style(occurrence)	Dominant Alteration Intensity	Secondary Alteration	Secondary Alteration Style(occurrence)	Secondary Alteration Intensity	Alteration Description
Nucleus	GRD09-147	W. Barnes	11-Aug-09	18.71	20.55	2	9.49	11.78	MGR	fds	qtz			FG	FO	BL			Alteration and oxidation have obliterated most of the original characteristics of the unit. Unit appears to be a foliated microgranite, but could be a schist but unit contains lineated feldspars and quartz. Minor sections of schist present and could be xenoliths or separate units. Minor hematite on some fractures and glassy limonite. Near pervasive limonite present coating the feldspars and clay altered feldspars.	cla	DIS	m	lim	PER	s	
Nucleus	GRD09-147	W. Barnes	11-Aug-09	20.55	27.43	4	11.78	13.89	SCH	bio	fds			FG	FO	BL			Alteration and oxidation has obliterated most of the characteristics of the rock. Unit is a schist which contains biotite, feldspars and quartz. Most of the biotite has been altered to clay and spotty chlorite. Most feldspars have been altered to clay as well. Some clays have been silicified. Patchy bleached look is due to some silicification and clay alteration. Spotty disseminated pyrite seen. Minor hematite on some fractures and patchy with limonite over the host rock. Unit is fairly fractured. Strong oxidation with near pervasive limonite.	cla	DIS	s	qtz	BAN	w	
Nucleus	GRD09-147	W. Barnes	11-Aug-09	27.43	33.05	3	13.89	17.37	SCH	qtz	cla			FG	FO	BL			Alteration has obliterated most of the original characteristics of the rock. Foliation is still evident. Alteration has bleached the rock. Most mafics and felsic minerals have been replaced by silica, or altered to clay/sericite then to silica. Minor biotite remains in bands. Small amphibolite schist sections with the amphiboles altered to chlorite and minor biotite. Some biotite altered to chlorite. Minor siliceous or feldspar alteration halo around some stringers. Minor disseminated pyrite and oxidized sulphides. Minor hematite on some fractures. Unit is strongly oxidized with limonite on fractures, within veins and stringers, selvages and patchy through the host rock.	qtz	PER	s	chl	DIS	w	
Nucleus	GRD09-147	W. Barnes	11-Aug-09	33.05	35.74	4	17.37	21.02	SCH	bio	fds			FG	FO				Unit is fairly altered but characteristics of the original rock are recognized. Unit looks to have been a biotite feldspar schist with some sections containing amphiboles. Some quartz present as well. Minor biotite remains but some have been altered to a dark clay and sericite leaving the crystal shape. Minor biotite has been altered to chlorite. Most feldspars have been altered to clay. All amphiboles have been altered to chlorite. Minor felsic bands present with a rough granitic look. Trace of disseminated pyrite present. Minor hematite on some fractures. Unt is weakly oxidized with limonite on fractures, within stringers and veins and minor selvages.	cla	PSM	s	ser	PSM	w	
Nucleus	GRD09-147	W. Barnes	11-Aug-09	35.74	36.49	2	21.02	21.97	SCH	qtz	cla			FG	BL	FO			Alteration and oxidation has obliterated most of the characteristics of the rock. Most mafics and felsic minerals have been silicified with some altered to clay/sericite. Minerals may have been altered to clay/sericite before then silcified causin the bleached look to the rock. Foliation still evident. Minor disseminated pyrite and oxidized sulphides. Minor hematite on some fractures and as halos around some stringers. Unit is strongly oxidized with limonite near pervasive through the host rock and within veins, stringers, fractures and selvages.	qtz	PER	s	cla	BAN	w	

Dataset	Hole_ID	Logged_by	Date_Logged	Ox_From	Ox_To	OXIDATION	Lith_From	Lith_To	Litho	Litho-1	Litho-2	% qtz Phenocryst	% fds Phenocryst	Grain Size	Texture-1	Texture-2	BxClast_1	BxClast_2	Lithology Description	Dominant Alteration	Dominant Alteration Style(occurrence)	Dominant Alteration Intensity	Secondary Alteration	Secondary Alteration Style(occurrence)	Secondary Alteration Intensity	Alteration Description
Nucleus	GRD09-147	W. Barnes	11-Aug-09	36.49	36.97	3	21.97	22.71	SCH	cla	qtz			FG	BL	FO			Unit is similar to above just without the siliification. Most mafic and felsic minerals have been altered to a mixture of clay and sericite. Minor quartz remains in bands. Some chlorite alteration present possibly from the alteration of biotite or amphiboles. Minor hematite on some fractures and selvages. Spotty oxidized sulphides disseminated. Unit is strongly oxidized with near pervasive limonite, limonite with veins, stringers, fractures, and selvages.	cla	PER	s	ser	DIS	w	
Nucleus	GRD09-147	W. Barnes	11-Aug-09	36.97	38.03	2	22.71	23.45	MGR	fds	qtz		0.01	FG	BL				Unit is a bleached microgranite with a slight foliation near the contacts (magmatic). Bleaching makes it hard to discern between the bleached schist above. Some feldspars have been altered to clay while others have been silicified. Some fine disseminated oxidized sulphides. Unit is moderaely oxidized with limonite on fractures, within veins and stringers and patchy through the host rock.	cla	DIS	w	qtz	DIS	w	
Nucleus	GRD09-147	W. Barnes	11-Aug-09	38.03	38.53	4	23.45	25.38	SCH	cla	qtz			FG	BL	FO			Alteration and oxidation have obliterated most of the original characteristics of the unit. Strong clay and sericite alteration of most feldspars and mafic minerals. Minor feldspars remains. Minor chlorite alteration at the start of the interval from the alteration of mafics. Clay alteration decreases down the hole leaving a muscovite or sericite altered schist. Contact with the upper microgranite is weakly silicfied and coarser grains. Minor oxidized sulphides around some veins and stringers. Unit is moderately to strongly oxidized with limonite on fractures, within veins and stringers, selvages and patchy through the host rock. Oxidation decreases down the hole.	cla	BAN	m	ser	BAN	w	
Nucleus	GRD09-147	W. Barnes	11-Aug-09	38.53	40.06	2	25.38	27.08	SCH	qtz	ser			FG	BL	FO			Alteration has obliterated most of the original characteristics of the rock. Unit could have been a mafic rich or felsic rich schist. Unit has been silicified with quartz replacing most felsic and mafic minerals. Some sericite still present. Unit may have been altered to clays and sericite then silicified. Spotty hematite on some fractures. Unit is moderately oxidized with limonite on fractures, within stringers and veins, selvages and patchy through the host rock.	qtz	PER	s	ser	DIS	w	
Nucleus	GRD09-147	W. Barnes	11-Aug-09	40.06	41.35	4	27.08	27.49	MGR	fds	qtz			MG	BL	FO			Unit is composed of mostly of microgranite intrusions through the schist subparallel to the foliation. The microgranite is composed of feldspars and quartz with some feldspars being silcified. Spotty sericite alteration of the feldspars. Minor brecciation around the contacts. Schist sections are fractured and mottled and mostly silicified with minor sericite alteration. Minor hematite on some fractures. Unit is strongly oxidized with limonite on the fractures, within stringers and veins, selvages and patchy through the host rock.	qtz	PER	s	ser	DIS	w	

Dataset	Hole_ID	Logged_by	Date_Logged	Ox_From	Ox_To	OXIDATION	Lith_From	Lith_To	Litho	Litho-1	Litho-2	% qtz Phenocryst	% fds Phenocryst	Grain Size	Texture-1	Texture-2	BxClast_1	BxClast_2	Lithology Description	Dominant Alteration	Dominant Alteration Style(occurrence)	Dominant Alteration Intensity	Secondary Alteration	Secondary Alteration Style(occurrence)	Secondary Alteration Intensity	Alteration Description
Nucleus	GRD09-147	W. Barnes	11-Aug-09	41.35	43.79	1	27.49	33	SCH	mus	qtz			FG	BL	FO			Unit is highly altered or not. Unit is composed of quartz and sections of fine and coarse grained sericite or muscovite. Unsure if the muscovite or sericite is primary or secondary, but by the grain size change it seems secondary. Ssericite could be from the alteration of feldspars and/or biotite. Minor silcification in patches of this sericite or muscovite and other clays. Some sections are of different composition or just not altered as much as minor biotite and feldspars seen. Some spotty oxidized sulphides disseminated. Minor hematite on some fractures and staining the host rock. A couple of foliated microgranite sections present. Unit is moderately oxidized with with limonite on some fractures. within some stringers and veins, some selvages and patchy through the host rock.	mus	BAN	s	qtz	PAT	w	
Nucleus	GRD09-147	W. Barnes	11-Aug-09	43.79	45.68	3	33	34.84	SCH	qtz	ser			FG	BL	FO			Alteration has again obliterated the unit. Unit is probably same as above just a different alteration. Unit has been silicified with mafic and/or felsic minerals have been replaced by quartz or first altered to sericite and other clays then replaced by quartz. Minor sericite remains. Unit is finer grained than above foliation is still evident. Silica alteration decreases down hole. Minor breccia present. Minor hematite present on some fractures. Unit is strongly oxidized with limonite on some fractures, within some veins and stringers, selvages and through the host rock.	qtz	PER	s	ser	DIS	w	
Nucleus	GRD09-147	W. Barnes	11-Aug-09	45.68	48.06	4	34.84	36.31	SCH	qtz	chl			FG	FO	BL			Hematite seen on some fractures. Trace of disseminated pyrite along the foliation. Unit goes from strong to weak oxidation with limonite on the fractures, within veins and stringers, selvages and disseminated within the host rock for the first half of the interval.	qtz	BAN	m	chl	DIS	w	
Nucleus	GRD09-147	W. Barnes	11-Aug-09	48.06	48.55	2	36.31	39.48	AMP	amp	bio			MG	FO	MA			Alteration has obliterated some of the characteristics of the unit. Unit was an amphibolite or amphibolite schist since a slight foliation or shear sense seen. Most amphiboles have been altered to chlorite and some to biotite and then sericite. Some biotite could be primary and then altered to chlorite and sericite. Minor feldspar sections present in between relict amphibole grains. Patchy sections of strong oxidation present with an increase in clay alteration. Minor disseminated pyrite. Hematite along fractures and in bands along foliation. Unit is weakly oxidized with limonite mainly on fractures and within stringers. Patchy sections contain strong oxidation with near pervasive limonite from 36.58m to 36.93m and from 38.04m to 38.45m. Small granitic intrusion present with disseminated pyrite and oxidized sulphides. Contact with the upper schist is radational over 10cm but follows the foliation.	chl	PSM	s	bio	PSM	w	
Nucleus	GRD09-147	W. Barnes	12-Aug-09	48.55	51.05	4	39.48	40.17	AMP	amp	fds			VC	MA				More typical amphibolite intersected. Unit is very coarse grained composed of amphiboles and feldspars with rare quartz and biotite. Most amphiboles are altered to chlorite. Minor sericite alteration present. Unit contains minor disseminated and blebs of pyrite. Minor hematite on some fractures and within the host rock. Unit is weakly oxidized with limonite on fractures and within a few stringers.	chl	PSM	s	ser	DIS	tr	

Dataset	Hole_ID	Logged_by	Date_Logged	Ox_From	Ox_To	OXIDATION	Lith_From	Lith_To	Litho	Litho-1	Litho-2	% qtz Phenocryst	% fds Phenocryst	Grain Size	Texture-1	Texture-2	BxClast_1	BxClast_2	Lithology Description	Dominant Alteration	Dominant Alteration Style(occurrence)	Dominant Alteration Intensity	Secondary Alteration	Secondary Alteration Style(occurrence)	Secondary Alteration Intensity	Alteration Description
Nucleus	GRD09-147	W. Barnes	12-Aug-09	51.05	59.64	2	40.17	41.29	AMP	amp				MG	MA	MO			Alteration and oxidation have obliterated most of the original characteristics of the rock. Unit was and amphibolite with abundant amphiboles and minor feldspars. All amphiboles have been altered to a mixture of clays. Most feldspars have been altered to clays and sericite. Minor crystal shape of some amphiboles seen.Patchy sections contain hematite staining. Gradational alteration contact with the upper and lower units. Intense oxidation with pervasive limonite. Small microgranite dike present that is relatively fresh.	cla	PER	i	ser	DIS	tr	
Nucleus	GRD09-147	W. Barnes	12-Aug-09	59.64	70.79	1	41.29	43.81	AMP	amp	fds			VC	MA				Unit is a very coarse grained amphibolite unit where the alteration decreases to the center of the interval and then increases down the hole to the lower interval. Unit was mainly composed of amphiboles and feldspas with spotty quartz. Some amphiboles have been altered to chlorite but leaving the crystal shape. Spot sericite alteration of some feldspars. Spotty disseminated and blebby pyrite. Trace of disseminated pyrrhotite. Unit is weakly oxidized with limonite mainly on fractures and within a few stringers. Small granitoid section present composed of feldspars and a high amount of mafics altered to chlorite, could be flooding from the amphibolite.	chl	PSM	m	ser	DIS	tr	
Nucleus	GRD09-147	W. Barnes	12-Aug-09	70.79	75.92	0	43.81	45.52	AMP	amp	fds			VC	MA	MO			Back into a highly altered and oxidized amphibolite similar to the one from 40.17m to 41.29m. Slight foliation or shear sense part way through the interval (could be an amphibolite schist). The amphiboles have mostly been altered to chlorite with some sections the chlorite is altered to clay and sericite. Some amphiboles may have been altered to biotite then chlorite and/or clay/sericite. Most feldspars have been altered to clay/sericite. Minor hematite splotches around some veins. Oxidation is patchy from strong to intense with near pervasive limonite in sections. Towards the end of the unit are intrusive fingers or veins composed of feldspars and minor quartz.	chl	PSM	m	cla	DIS	m	
Nucleus	GRD09-147	W. Barnes	12-Aug-09	75.92	76.97	3	45.52	48.03	AMP	cla	chl			FG	MO	MA			Alteration and oxidation have obliterated most of the original characteristics of the unit. The start and end and spotty sections look to be amphibolite in texture. Most sections are just massive clay, limonite and hematite with minor chlorite, some relict amphibole crystal shapes seen. All amphiboles and feldspars have been altered to mostly clay and minor chlorite. Unit is intensely oxidized with pervasive limonite and patchy pervasive hematite. Minor possible breccia present with a vuggy matrix.	cla	PER	s	chl	PAT	w	
Nucleus	GRD09-147	W. Barnes	12-Aug-09	76.97	80.95	4	48.03	48.64	AMP	amp	fds			CG	MA	FO			Back into a less oxidized and altered amphibolite. Minor foliation seen and unit could be an amphibolite schist. Most amphiboles are altered o chlorite with some chlorite or amphiboles altered to clay at the gradational alteration contacts with the above abd below sections. Minor feldspars present altered to clay at the upper and lower alteration contacts like the amphiboles. Minor disseminated pyrite present. Unit is strongly oxidized at the ends and weakly oxidized in the middle.	chl	PSM	s	cla	PAT	w	

Dataset	Hole_ID	Logged_by	Date_Logged	Ox_From	Ox_To	OXIDATION	Lith_From	Lith_To	Litho	Litho-1	Litho-2	% qtz Phenocryst	% fds Phenocryst	Grain Size	Texture-1	Texture-2	BxClast_1	BxClast_2	Lithology Description	Dominant Alteration	Dominant Alteration Style(occurrence)	Dominant Alteration Intensity	Secondary Alteration	Secondary Alteration Style(occurrence)	Secondary Alteration Intensity	Alteration Description
Nucleus	GRD09-147	W. Barnes	12-Aug-09	80.95	82.6	2	48.64	49.19	AMP	cla	chl			FG	MO	MA			Alteraion and oxidiation have obliterated most of the original characteristics. Unit starts off as a highly altered and oxidized amphibolite with clay and chlorite alteration and spotty relict amphiboles seen. Down hole the Unit has just turned into mostly clay with no recognizable characteristics. Intense oxidation present with pervasive limonite. Minor hematite blebs associated with the limonite. Doesn't look like a fault.	cla	PER	s	chl	PAT	w	
Nucleus	GRD09-147	W. Barnes	12-Aug-09	82.6	82.97	3	49.19	49.57	SCH	cla	fds			FG	FO				Alteration and oxidation have obliterated most of the original characteristics of the section. Foliation is evident with definite banding. Unable to tell what the original lithology minerals were as intense clay alteration of any mafic and felsic minerals. Spotty feldspars and quartz remain. Splotches of hematite throughout. Unit is intensly oxidized with pervasive limonite.	cla	BAN	s				
Nucleus	GRD09-147	W. Barnes	12-Aug-09	82.97	84.38	2	49.57	49.96	GRN	fds	qtz			MG	MO				Alteration and oxidation have obliterated most of the original characteristics of the rock. Unit looks to start in some brecciated schist and move into a bleached/blended crystalline unit lacking foliation. Unit has a rough granitoid look when not masked by limonite and hematite. Unit is mostly composed of feldspar and quartz with some feldspars altered to clay. No mafic minerals seen. Unit ends in a breccia with schist and granitoid material. Patchy hematite sections near veins. Intense oxidation with pervasive limonite.	cla	PAT	m				
Nucleus	GRD09-147	W. Barnes	12-Aug-09	84.38	89.97	3	49.96	50.38	QFP	fds	qtz	2	20	VF	PO				Small QFP unit that is fractured. Unit contains 20% feldspar phenocrysts 1-4mm in size and subhedral to euhedral in shape. Unit contains 2% quartz phenocrysts 1-2mm in size and subhedral in shape. The matrix is aphanitic and was mostly composed of feldspars and minor quartz. Unit starts with the matrix clay altered then becomes silicfied. Spotty dark oxidized sulphides disseminated. Unit is moderatley oxidized with limonite on fractures, within veins and stringers and patchy through the host rock.	cla	PER	m	qtz	PER	m	
Nucleus	GRD09-147	W. Barnes	12-Aug-09	89.97	92.41	2	50.38	51.02	SCH	cla	qtz			FG	BX				Alteration and oxidation have obliterated most of the original characteristics of the rock. Unit is intensely clay altered with most felsic and all mafic minerals altered to clay. Minor quartz remains. Vuggy brecciated contact with the upper QFP. Minor breccia throughout interval creating a variable foliation when seen. Minor disseminated hematite and pyrite. Unit is intensly oxidized with pervasive limonite throughout.	cla	PER	s				
Nucleus	GRD09-147	W. Barnes	12-Aug-09	92.41	92.82	4	51.02	52.67	SCH	cla	qtz			FG	BL	FO			Alteration has masked most of the original characteristics of the rock. Foliation and banding still evident. No mafic minerals seen, assume there was biotite. Most felsic (feldspar) minerals are altered. Dominant alteration is a mixture of clays including sericite. Unit could be confused with a foliated microgranite. Clay alteration is giving the bleached look. Minor disseminated pyrite and trace of disseminated arsenopyrite. Unit is weakly oxidizd with limonite mainly on some fractures and within some veins and stringers with small limonite selvages.	cla	BAN	m	ser	BAN	w	

Dataset	Hole_ID	Logged_by	Date_Logged	Ox_From	Ox_To	OXIDATION	Lith_From	Lith_To	Litho	Litho-1	Litho-2	% qtz Phenocryst	% fds Phenocryst	Grain Size	Texture-1	Texture-2	BxClast_1	BxClast_2	Lithology Description	Dominant Alteration	Dominant Alteration Style(occurrence)	Dominant Alteration Intensity	Secondary Alteration	Secondary Alteration Style(occurrence)	Secondary Alteration Intensity	Alteration Description
Nucleus	GRD09-147	W. Barnes	12-Aug-09	92.82	97.5	2	52.67	54.57	MGR	fds	qtz			FG	BX	BL			Exteremely bleached microgranite unit. Sections look to be a schist but could be a clast. Difficult to distinguish the unit from the schist. Most feldspars have been altered to clay and some sericiteAt the end of the unit is a small QFP dike. Brecciated sections contain vuggy veins with quartz crystals coated in hematite. Minor pyrite and tarnished pyrite within these vugs. Minor disseminated pyrite and trace of chalcopyrite and arsenopyrite. Unit is weakly oxidized with limonite on some fractures, within some veins and stringers and minor selvages.	cla	DIS	m	ser	DIS	w	
Nucleus	GRD09-147	W. Barnes	12-Aug-09	97.5	102.33	1	54.57	59.89	SCH	fds	qtz			MG	FO	BL			Alteration is masking some of the characteristics of the original rock. Unit was some sort of feldspar mafic schist with quartz , possibly a mylonitic unit or sheared intrusive. No mafics seen. Mafic minerals and some feldspars look to have been altered to sericite and other clays. Some sericite is coarse grained and could be original muscovite or jus crystal growth which has been seen with biotite alteration. Some felsic bands look like sheared granitic sections or pegamatites with stretched grains. Some disseminated pyrite and fine dark oxidized sulphides and trace of arsenopyrite. Minor hematite seen on some fractures. Unit is weakly oxidized with limonite on some fractures and within a few stringers.	ser	BAN	m	cla	BAN	w	
Nucleus	GRD09-147	W. Barnes	12-Aug-09	102.33	135.08	0	59.89	64.34	QFP	fds	qtz	1	10	VF	PO				Moderately altered QFP. Unit contains 10% feldspar phenocrysts 1-8mm in size subhedral to euhedral in shape. Most feldspar phenocrysts are altered to clay. Unit contains 1% visible quartz eyes 1-3mm in size and subhedral in shape. Some quartz eyes are replaced by pyrite so there could be more quartz eyes since there are blebby sulphides. Some quartz eyes have pyrite rimming and and in the center. Matrix is aphanitic and mostly clay altered with some siliceous patches with quartz replacing clays and feldspars. Pyrite is mostly disseminated and blebby. Trace of disseminated chalcopyrite present. Unit is weakly oxidized with limonite on fractures, within stringers/veins and minor selvages.	cla	PER	m	cla	PHE	i	
Nucleus	GRD09-147	W. Barnes	13-Aug-09	135.08	139.17	1	64.34	69.9	QFP	fds	qtz	4	35	VF	PO				Could have intersected another QFP unit or it is the same one as above just with more phenocrysts. Unit contains 35% feldspar phenocrysts 1-12mm in size and subhedral to euhedral in shape. Most feldspar phenocrysts are clay altered. Some of the larger feldspar phenocrysts are zoned. Some feldspar phenocrysts are partially or fully replaced by pyrite. Unit contains 4% quartz phenocrysts 1-5mm in size and subhedral in shape. Some quartz phenocrysts are partially replaced by pyrite. Matrix is aphanitic and composed of feldspars and minor quartz. Some feldspars within the matrix have been clay altered. Down the hole the phenocryst amount deceases and patchy silica replacement of some feldspars within the matrix. Unit contains disseminated and blebby pyrite. Unit is weakly oxidized with limonite mainly on fractures and within a few stringers.	cla	PER	m	cla	PHE	s	Some veins have a siliceous selvage.

Dataset	Hole_ID	Logged_by	Date_Logged	Ox_From	Ox_To	OXIDATION	Lith_From	Lith_To	Litho	Litho-1	Litho-2	% qtz Phenocryst	% fds Phenocryst	Grain Size	Texture-1	Texture-2	BxClast_1	BxClast_2	Lithology Description	Dominant Alteration	Dominant Alteration Style(occurrence)	Dominant Alteration Intensity	Secondary Alteration	Secondary Alteration Style(occurrence)	Secondary Alteration Intensity	Alteration Description
Nucleus	GRD09-147	W. Barnes	13-Aug-09	139.17	145.49	0	69.9	70.53	SCH	cla	qtz			FG	FO	BL			Alteration has masked some of the characteristics of the rock. Unit could have been a mafic or felsic rich schist, but all mafic minerals and/or most feldspars have been altered to light grey clay mix giving the bleached look to the rock. Alteration caused by the surrounding QFP units. Foliation still evident. Minor sericite mixed with the clays. Unit contains minor pyrite, oxidized pyrite, oxidized dark sulphides and bornite disseminated and on fractures.	cla	BAN	m	ser	BAN	w	
Nucleus	GRD09-147	W. Barnes	13-Aug-09	145.49	149.82	2	70.53	77.24	QFP	fds	qtz	3	40	VF	PO				Entered a new or same QFP unit as before the above schist. Slightly more phenocrysts present. Unit contains 40% feldspar phenocrysts 1-15mm in size and subhedral to euhedral in shape. Most if not all feldspar phenocrysts have been altered to a clay mixtured and some with a buff colour. Some feldspar phenocrysts are replaced by sulphides and some are zoned. Unit contains 3% quartz phenocrysts 1-5mm in size and subhedral in shape with some partially replaced by sulphides. Matrix is aphanitic and was composed of feldspars and minor quartz. Most feldspars within the matrix have been altered to clay. Unit contains disseminated and blebby pyrite and oxidized pyrite. The end of the unit is brecciated.	cla	PER	s	cla	PHE	s	
Nucleus	GRD09-147	W. Barnes	13-Aug-09	149.82	157.58	0	77.24	79.82	BRX	cla	lim				Z	P	SCH	QFP	Alteration, oxidation and brecciation have obliterated most of the characteristics of the rock. The start of the breccia looks to be mostly QFP clasts within a QFP matrix. Then down the hole more schist clasts become present and dominant. Most clasts are clay altered. Intense oxidation and near pervasive limonite make it difficult to see the characteristics of the breccia. Clasts appear to be subangular and 3mm to 10cm in size and section is clast supported. Matrix is mostly composed of clay and minor quartz, possibly a QFP style matrix. Patchys sections and stringers contain limonite. Spotty oxidized sulphides present in some clasts.	cla	PAT	s	lim	PAT	s	
Nucleus	GRD09-147	W. Barnes	13-Aug-09	157.58	161.88	1	79.82	80.94	QFP	fds	qtz	3	45	VF	PO	BX			Oxidation, alteration and brecciation have masked some of the characteristics of the rock. Unit is still strongly oxidized with near pervasive limonite and limonite within stringers. Unit is minorly brecciated with clay and limonite with minor quartz as fractured fill. Unit contains 45% feldspar phenocrysts 1-5mm in size and subhedral to euhedral in size. All the feldspar phenocrysts are clay altered with most having a limonite stain. Unit contains 3% quatz phenocrysts 2-3mm in size and subhedral in shape. Matrix is aphanitic and was composed of feldspar and minor quartz. Most feldspars within the matrix have been altered to clay. Minor disseminated oxidized pyrite and dark sulphides present.	cla	PER	s	cla	PHE	i	

Dataset	Hole_ID	Logged_by	Date_Logged	Ox_From	Ox_To	OXIDATION	Lith_From	Lith_To	Litho	Litho-1	Litho-2	% qtz Phenocryst	% fds Phenocryst	Grain Size	Texture-1	Texture-2	BxClast_1	BxClast_2	Lithology Description	Dominant Alteration	Dominant Alteration Style(occurrence)	Dominant Alteration Intensity	Secondary Alteration	Secondary Alteration Style(occurrence)	Secondary Alteration Intensity	Alteration Description
Nucleus	GRD09-147	W. Barnes	13-Aug-09	161.88	303.28	0	80.94	84.56	QFP	fds	qtz	5	45	VF	PO				Similar to the unit above but less oxidzed and less brecciated. Minor brecciated sections with clay, limonite and minor quartz infill. Unit contains 45% feldspar phenocrysts 1-7mm in size and subhedral to euhderal in shape. All of the feldspar phenocrysts are clay altered with some replaced by sulphides. Unit contains 5% quartz phenocrysts 2-4mm in size and subhedral in shape. Matrix is aphanitic and composed of feldspar and minor quartz. Most of the feldspars have been partially or fully clay altered minor silicification present. Unit contains patchy strong oxidation and clay alteration. Clay alteration decreases down the hole. Unit contains minor disseminated pyrite and oxidized pyrite. A trace of disseminated chalcopyrite seen.	cla	PER	m	cla	PHE	i	
Nucleus	GRD09-147	W. Barnes	13-Aug-09				84.56	91.63	SCH	bio	fds			FG	FO				Fresh looking schist composed of biotite, feldspars and quartz with minor muscovite in distinctive felsic and mafic rich bands (ligh and dark grey). Not the typical Nucleus schist with strong biotite (secondary) and feldspars and quartz. Unit is more typical of the western side of Nucelus. Rare garnets seen. Minor sericite alteration of some feldspars and biotite. Unit is moderately oxidized with strong limonite in patches with strong clay alteration. Minor limonite on fractures and within veins and stringers and selvages. Unit contains minor disseminated pyrite. Minor pyrite and hematite on some fractures. A few microgranite intrusives present mostly following foliation. Some small breccia zones present with some being vuggy.	ser	DIS	w	cla	PAT	w	
Nucleus	GRD09-147	W. Barnes	13-Aug-09				91.63	93.03	MGR	fds	qtz			FG	BL	FO			Altered microgranite with a slight foliation. Unit was mostly composed of feldspars with lesser feldspars. Most of the feldspars have been altered to clay and minor sericite. Quartz grains are linear giving the foliation. Some clays have leached out leaving a pitted appearance. Some minor ine disseminated dark oxidized sulphides. Oxidation increases down the holes with limonite mainly on fractures at the start to near pervasive at the end. Small schist section present similar to the above unit, not a xenolith.	cla	DIS	m	ser	DIS	w	
Nucleus	GRD09-147	W. Barnes	13-Aug-09				93.03	93.82	SCH	bio	qtz			FG	FO				Unit is similar to above but contains about 60% schist sections separating separate microgranite intervals. Microgranite sections are still slightly foliated with clay altered feldspars. Schist sections are foliated and fresh looking with minor clay and sericite alteration. Oxidation decreases down the hole. Minor fine disseminated dark oxidized sulphides mainly present within the microgranite.	cla	DIS	m	ser	DIS	w	
Nucleus	GRD09-147	W. Barnes	13-Aug-09				93.82	94.18	MGR	fds	qtz			FG	BL				Altered microgranite again. Most feldspars have been altered to a mixture of clay and minor sericite. Very faint lineation of the quartz grains but orientation not clear. Some clays have been leached out leaving a pitted appearance. Minor disseminated oxidized sulphides and pyrite.	cla	DIS	m	ser	DIS	w	

Dataset	Hole_ID	Logged_by	Date_Logged	Ox_From	Ox_To	OXIDATION	Lith_From	Lith_To	Litho	Litho-1	Litho-2	% qtz Phenocryst	% fds Phenocryst	Grain Size	Texture-1	Texture-2	BxClast_1	BxClast_2	Lithology Description	Dominant Alteration	Dominant Alteration Style(occurrence)	Dominant Alteration Intensity	Secondary Alteration	Secondary Alteration Style(occurrence)	Secondary Alteration Intensity	Alteration Description
Nucleus	GRD09-147	W. Barnes	13-Aug-09				94.18	96.13	SCH	bio	fds			FG	BX	FO			Fresh looking schist similar to the ones above composed of biotite feldspar and quartz in roughly equal proportions. Unit is brecciated, fractured and under a degree of stress. The brecciation and stress has cause some schist sections to rotate and bend causing the foliation to be contorted. mafic and felsic rich banding is still evident with dark and light grey colours. Fractures are filled with clay, limonite, quartz and sulphides. Unit looks sheared. Some fractured and offset microgranite sections present. Minor clay and sericite alteration of some feldspars and biotite. Minor primary muscovite fresent. Unit is weakly oxidized with limonite on fractures and within stringers and veins. Minor disseminated pyrite, mainly in selvages.	ser	DIS	w	cla	DIS	w	
Nucleus	GRD09-147	W. Barnes	14-Aug-09				96.13	98.24	SCH	bio	qtz			FG	FO				Back into a well foliated fresh schist. Unit is mostly composed of mafic rich and felsic rich bands (dark grey to light grey/white. Unit is composed of biotite, quartz and feldspars. Some siliceous replacement resent. Patchy clay/sericite alteration around some microgranite sections. Microgranites are clay altered. The end of the unit becomes bleached and clay altered. Minor disseminated pyrite. Unit is weakly oxidized with limonite on some fractures and within some veins.	qtz	BAN	w	cla	PAT	w	
Nucleus	GRD09-147	W. Barnes	14-Aug-09				98.24	98.78	FIN	cla	qtz		1	FG	BL				Unknown beige felsic intrusive that is strongly altered. Unit could be a bleached microgranite. Different from the schist because no banding seen and a rough crystalline matrix with minor 1mm feldsar phenocrysts. Most feldspars within the matrix have been altered to clay/sericite. Spotty oxidizeddark sulphides present. Upper contact is vague due to alteration of upper unit.	cla	DIS	s	qtz	SEL	tr	
Nucleus	GRD09-147	W. Barnes	14-Aug-09				98.78	99.74	FIN	qtz	cla		1	FG	BL				Similar to the above unit but now mostly silicified with minor clay alteration. Spotty 1mm feldspar phenocrysts present. Alteration is masking all other characteristics of the rock. Unit is weakly oxidized with minor limonite in some stringers.	qtz	PER	s	cla	DIS	w	
Nucleus	GRD09-147	W. Barnes	14-Aug-09				99.74	100.64	FIN	cla				FG	BL				Back into a a more intense clay altered section of the unit above. All feldspars have been altered to clay. Spotty quartz present. No feldspar phenocrysts seen.	cla	PER	i	qtz	SEL	tr	
Nucleus	GRD09-147	W. Barnes	14-Aug-09				100.64	101.93	BRX	cla	qtz				Z	M	FIN		Unit has now become moderately brecciated with many fractures filled with clay, quartz and minor sulphides. Unit is still clay altered just not as intense as above. Minor disseminated pyrite and oxidized sulphides present. Rough crytsalline texture still seen. No feldspar phenocrysts present. Breccia could be mixed with schist material.	cla	DIS	s				
Nucleus	GRD09-147	W. Barnes	14-Aug-09				101.93	102.61	SCH	qtz	bio			FG	BX				Dark grey banded and light grey banded brecciated schist. Unit looks to have contained fresh biotite quartz and feldspars. Unit has been partially silicified due to the brecciation. Unit is highly fractured with some weakly rotated schist clasts. Fractures are infilled with quartz, clay, minor sulphides and limonite. Minor vugs present. Spotty clay alteration of feldspars and minor biotite. Minor disseminated pyrite and dark sulphides. Uni is weakly oxidized with limonite in a few stringers and fracture fill. Brecciation decreases down the hole.	qtz	PAT	m	cla	BAN	w	

Dataset	Hole_ID	Logged_by	Date_Logged	Ox_From	Ox_To	OXIDATION	Lith_From	Lith_To	Litho	Litho-1	Litho-2	% qtz Phenocryst	% fds Phenocryst	Grain Size	Texture-1	Texture-2	BxClast_1	BxClast_2	Lithology Description	Dominant Alteration	Dominant Alteration Style(occurrence)	Dominant Alteration Intensity	Secondary Alteration	Secondary Alteration Style(occurrence)	Secondary Alteration Intensity	Alteration Description
Nucleus	GRD09-147	W. Barnes	14-Aug-09				102.61	103.57	MGR	fds	qtz			FG	BL				Alteration is masking most of the original characteristics of the rock. Unit was mostly composed of feldspars and lesser quartz, but most of the feldspars have been altered to clays and sericite giving the bleached look and light beige colour. Unit is foliated at the ned with linear quartz grains. Trace of fine dark sulphides present.	cla	DIS	m	ser	DIS	w	
Nucleus	GRD09-147	W. Barnes	14-Aug-09				103.57	106.97	SCH	bio	qtz			FG	FO				Back into a realatively fresh well foliated schist. Unit is composed of fresh biotite and quartz and feldspar in light and dark grey bands. Schist is not similar to the biotite (secondary purple) schist seen in more eastern nucleus holes. Unit isn't a sheared granite. Minor silicification of some bands. Down the hole there is an increase in clay and sericite alteration with minor chlorite of the biotite and feldspars. Pathy brecciated sections present. Possible minor graphite within some mafic bands. minor disseminated pyrite and dark sulphides.	cla	BAN	w	qtz	BAN	w	
Nucleus	GRD09-147	W. Barnes	14-Aug-09				106.97	107.92	BRX	qtz	bio				M	A	SCH		Unit is a brecciated unit with clasts of the fresh schist above. Clasts range in size from a 2mm to 15cm and are angular. Unit is partly heavily fractured and clasts are seprated by clay and quartz and minor sulphides. Some clasts are clay altered or silicified. Minor vugs within the matrix. Minor pyrite disseminated in some clasts.	qtz	PAT	w	cla	PAT	w	
Nucleus	GRD09-147	W. Barnes	14-Aug-09				107.92	110.03	BRX	cla	qtz				P	Z	SCH	MGR	Similar style breccia as above just more clay alteration of the schist clasts and spotty microgranite clasts. Clasts are mixed between angular and subrounded. Unit is still clast supported. There is less quartz in the matrix and more clay.	cla	PAT	s				
Nucleus	GRD09-147	W. Barnes	14-Aug-09				110.03	111.08	MGR	fds	qtz			FG	FO	BX			Alteration and minor brecciation has masked some of the characteristics of the rock. Unit is minorly brecciated with clay, quartz and sulphide infill. Microgranite is foliated but foliation is random due to brecciation. Most feldspars have been altered to clay and sericite. Minor disseminated dark sulphides present. Possible small schist clasts or sections present but alteration makes it difficult to determine between the two units.	cla	DIS	s	ser	DIS	w	
Nucleus	GRD09-147	W. Barnes	14-Aug-09				111.08	111.86	BRX	cla	qtz				Z	P			Alteration and brecciation have masked most of the characteristics of the rock. Unit is mostly a highly fractured schist with offset clasts. Minor brecciated sections with slightly rolled clasts. Clasts are subrounded. Becciation decreases down the hole. Most of the schist clasts are clay and sericite altered with quatz bands remaining. Minor microgranite clasts or dikes present that are also clay and sericite altered. Fractures and matrix of breccia sections are filled mainly with clay and minor quartz and sulphides.	cla	PAT	m	ser	PAT	w	
Nucleus	GRD09-147	W. Barnes	14-Aug-09				111.86	115.57	SCH	bio	qtz			FG	FO	FX			Alteration has masked some of the characteristics of the unit. Unit was a biotite quartz feldspar schist. Most of the biotite and feldspars have been altered to coarser sericite and other pale yellow clays. Minor fresh biotite and feldspar remain. Spotty epidote resent. Rare feldspar augens/porphyroblasts present showing dextral/right lateral movement. Rare biotite altered garnets present. Unit is fairly fractured with clay along the fractures. Minor disseminated pyrite and dark sulphides.	ser	BAN	m	cla	FFL	w	

Dataset	Hole_ID	Logged_by	Date_Logged	Ox_From	Ox_To	OXIDATION	Lith_From	Lith_To	Litho	Litho-1	Litho-2	% qtz Phenocryst	% fds Phenocryst	Grain Size	Texture-1	Texture-2	BxClast_1	BxClast_2	Lithology Description	Dominant Alteration	Dominant Alteration Style(occurrence)	Dominant Alteration Intensity	Secondary Alteration	Secondary Alteration Style(occurrence)	Secondary Alteration Intensity	Alteration Description
Nucleus	GRD09-147	W. Barnes	14-Aug-09				115.57	117.94	FAU	ser	qtz			FG	FX				Unit is a faulted schist with many little faults and fractures within a schist unit. Faulting and fractures seem to be following the foliation mainly, no real fault gouge present just exploded grinded schist material. Schist was composed of biotite, quartz and feldspar. Most of the biotite and feldspar has been altered to sericite and clays. Minor biotite has been altered to purple secondary biotite. Spotty dark sulphides seen within more competant sections within quartz bands.	ser	BAN	s	cla	BAN	w	
Nucleus	GRD09-147	W. Barnes	14-Aug-09				117.94	124.87	SCH	bio	fds			FG	FO				Unit looks like the altered form of the fresher light and dark grey banded well foliated schist encountered earlier in the hole. Remnant sections of that schist are seen within this interval. Most of the biotite and feldspars have been altered to yellow/green sericite. Minor feldspars have been altered to clay and secondary biotite. Minor fractured and brecciated sections present. Unit contains biotite altered garnet porphryoblasts some showing left lateral movement/sinistral. Minor disseminated pyrite and chalcopyrite present especially around some veins.	ser	BAN	m	bio	BAN	w	
Nucleus	GRD09-147	W. Barnes	14-Aug-09				124.87	125.85	SCH	bio	fds			FG	MO				Unit is similar to above except the foliation is highly contorted and folded with no real orientation. Same alteration and mineralization. Minor breccia present.	ser	BAN	m	bio	BAN	w	
Nucleus	GRD09-147	W. Barnes	15-Aug-09				125.85	132.28	SCH	bio	fds			MG	FO				Unit has become less contorted but still altered. Foliation is more regular within minor contorted sections and weak folded sections. Unit was a biotite feldspar quartz schist with garnets. Most of the biotite has been altered to sericite and minor secondary biotite. feldspars have been altered to a mixture of clays and sericite. Garnets have been altered to sericite and minor chlorite. Some minor sections of unaltered schist and silicfied schist present. Alteration decreases down the hole. Unit contains minor disseminated and fracture filled pyrite.	ser	BAN	m	cla	BAN	w	
Nucleus	GRD09-147	W. Barnes	15-Aug-09				132.28	135.54	SCH	bio	qtz			FG	FO				Now back into a dark and light grey banded well foliated schist. More mafic rich bands than felsic rich bands. Unit is composed of fresh biotite, quartz and feldspars. Minor sericite and clay alteration of some biotite and feldspars. Clay and sericite alteration increases down the hole. Minor disseminated pyrite mainly within felsic bands. Small microgranite dike cutting foliation near the end of the hole.	ser	BAN	w	cla	BAN	w	
Nucleus	GRD09-147	W. Barnes	15-Aug-09				135.54	136.33	FAU	cla	ser			FG	FX				Faulted section of the same schist unit above. Unit is highly fractured with many faults marked by clay, sericite and gougy sections. Some sections look broken down. Pale yellow colour. Quartz bands remain along with minor biotite. Most biotite and feldspars are altered to clay, sericite. Faulting and fractures follow foliation. Spotty pyrite within remnant felsic sections.	ser	BAN	m	cla	BAN	m	
Nucleus	GRD09-147	W. Barnes	15-Aug-09				136.33	136.73	MGR	fds	qtz			FG	BL				Light buff microgranite that is fine grained with minor sections that are coarse grained. Unit could be part granite and microgranite or porphyritic microgranite. Unit is mostly composed of feldspars with lesser quartz. Minor sericite and silica alteration of some feldspars. Minor siliceous halo around some veins. Minor disseminated pyrite and fine dark sulphides.	ser	DIS	w	qtz	DIS	w	

Dataset	Hole_ID	Logged_by	Date_Logged	Ox_From	Ox_To	OXIDATION	Lith_From	Lith_To	Litho	Litho-1	Litho-2	% qtz Phenocryst	% fds Phenocryst	Grain Size	Texture-1	Texture-2	BxClast_1	BxClast_2	Lithology Description	Dominant Alteration	Dominant Alteration Style(occurrence)	Dominant Alteration Intensity	Secondary Alteration	Secondary Alteration Style(occurrence)	Secondary Alteration Intensity	Alteration Description
Nucleus	GRD09-147	W. Barnes	15-Aug-09				136.73	137.25	FAU	cla	ser			FG	FX				Similar to the faulted schist encountered from 135.54m to 136.33m. Schist unit has been broken along fractures and foliation and is strongly sericite and clay altered with a pale yellow colour. Minor biotite remains. Primary quartz bands remain. Schist unit has been broken down to grains. Minor hematite on some fractures.	ser	BAN	s	cla	BAN	w	
Nucleus	GRD09-147	W. Barnes	15-Aug-09				137.25	138.02	SCH	bio	fds			FG	MO				Mottled and contorted altered schist unit. Foliation is random and folded possily due to faults and intrusions around. Unit was a fresh biotite feldspar quartz schist like the ones encountered earlier in the hole. Some biotite has been altered to sericite and minor secondary biotite. Some feldspars have been altered to sericite and clay.Unit contains minor pyrite in some felsic/quartz bands. Some minor microgranite dikes present.	ser	BAN	m	cla	BAN	w	
Nucleus	GRD09-147	W. Barnes	15-Aug-09				138.02	139.01	MGR	fds	qtz			FG	BX				Alteration is masking some of the characteristics of the rock. The start of the unit is mottled and could be a schist with patchy silica and clay alteration. The unit then hits a small breccia with schist material similar to the upper unit and microgranite clasts then the unit ends in definite microgranite that is altered to sericite. The microgranite sections do have a crystalline look. Minor disseminated dark sulphides and pyrite.	ser	DIS	w	qtz	PAT	w	
Nucleus	GRD09-147	W. Barnes	15-Aug-09				139.01	140.34	MAI	bio	cla			VF	PO				Alteration has obliterated most of the original characteristics of the rock. Unit looks to be whats left of an basalt or andesiteof the Carmacks group unit that has been altered to secondary biotite and clay with some quartz or feldspar. Some sections look to contain some clay altered tremolite. Around 2% 1-2mm phenocrysts present altered to biotite. Large quartz and pyrite vein present through unit. Upper and lower contacts are white/tan clay altered similar to some mineralized skarn zones in contact with the granite. Minor disseminated pyrite and chalcopyrite.	bio	PER	s	cla	PAT	w	
Nucleus	GRD09-147	W. Barnes	15-Aug-09				140.34	140.71	BRX	cla	qtz				Z	P	SCH	AMP	Highly altered breccia zone making it difficult to see some of the characteristics. Unit looks matrix supported with clay and quartz and milled up schist, amhibolite and microgranite material with minor sulphides. Clasts are subrounded and 2mm to 5cm and are mostly schist with minor microgranite. Some schist fragments are siliceous and contain mineralization, some schist clasts are clay altered. Some veins are present that cross cut the breccia.	cla	PAT	m	qtz	PAT	m	Alteration of clasts.
Nucleus	GRD09-147	W. Barnes	15-Aug-09				140.71	141.22	MGR	fds	qtz			FG	FO				Altered foliated microgranite. Unit was composed of feldspars and quartz. Most feldspars have been altered to clay with some clay leached out leaving a pitted appearance. Quartz grains are stretched showing a foliation. Minor disseminated dark sulphides and pyrite. Upper contact is brecciated.	cla	DIS	s				
Nucleus	GRD09-147	W. Barnes	15-Aug-09				141.22	144.65	SCH	qtz	ser			FG	FO	BL			Unit looks like the altered version of the fresh biotite feldspar quartz schist encountered earlier in the hole. Most of the biotite and feldspars have been altered to sericite and other clays. Minor silica replacement of these clays on the upper part of the unit but decreases down the hole. Quartz rich bands and sweats remain in abundance (30% of the unit). Minor pyrite and chalcopyrite present within these quartz bands.	ser	BAN	s	qtz	BAN	w	

Dataset	Hole_ID	Logged_by	Date_Logged	Ox_From	Ox_To	OXIDATION	Lith_From	Lith_To	Litho	Litho-1	Litho-2	% qtz Phenocryst	% fds Phenocryst	Grain Size	Texture-1	Texture-2	BxClast_1	BxClast_2	Lithology Description	Dominant Alteration	Dominant Alteration Style(occurrence)	Dominant Alteration Intensity	Secondary Alteration	Secondary Alteration Style(occurrence)	Secondary Alteration Intensity	Alteration Description
Nucleus	GRD09-147	W. Barnes	15-Aug-09				144.65	145.49	MGR	fds	qtz			MG	EG	FO			Altered and slightly foliated microgranite. Unit contained feldspars and quartz. Most of the feldspars have been altered clay and minor sericite. Some clays have been leached out leaving a pitted appearance. Quartz grains remains and some have been stretched leaving a foliation. Foliation measurement is rough. Minor disseminated fine dark sulphides and pyrite.	cla	DIS	m	ser	DIS	w	
Nucleus	GRD09-147	W. Barnes	16-Aug-09				145.49	146.1	SCH	bio	fds			FG	FO	BL			Unit was a fresh biotite feldspar quartz schist like the one previously encountered in the hole before being altered. Unit looks to be silicified after being altered to sericite. Most biotite and feldspars were altered to sericite and other clays then silicified. Some biotite looks to be altered to secondary purple biotite. Some sericite remains. Unit is still well foliated with definite banding. Unit contains minor disseminated dark sulphides and pyrite. Small foliated microgranite unit present at the end.	qtz	BAN	m	ser	BAN	w	
Nucleus	GRD09-147	W. Barnes	16-Aug-09				146.1	146.57	MAI	cla	chl			VF	PO				Another possible Carmacks group andesite or basalt. Alteration has obliterated most of the characteristics of the rock. Most mafics and feldspars have been altered to a mixture of clays and possible chlorite. Small 1mm phenocrysts were present and now altered to clay and biotite and some replaced by pyrite. Minor disseminated pyrite and fine dark sulphides.	cla	PER	s	chl	DIS	w	
Nucleus	GRD09-147	W. Barnes	16-Aug-09				146.57	148.9	SCH	bio	qtz			FG	FO	FX			Back into an altered version of the fresh biotite quartz feldspar schist encountered earlier in the hole. Unit is still well foliated and banded. Unit is highly fractured and sections are broken and rubbly. Minor brecciated sections present. Mafic minerals and feldspars have been altered to a mixture of clays and feldspars. Minor disseminated pyrite and fine dark sulphides. Unit is moderately oxidized with limonie on fractures and within veins.	ser	BAN	m	cla	BAN	w	
Nucleus	GRD09-147	W. Barnes	16-Aug-09				148.9	150.32	MAI	cla				VF	PO				Back into another altered version of the possible Carmacks andesite or basalt. All mafics and feldspars have been altered to clay with a limonite stain. Minor 1-2m phenocrysts were present but now clay altered and some filled with limonite probably becuase the phenocrysts were replaced by sulphides. Some phenocrysts are leached out leaving a pitted appearnace. Minor disseminated dark oxidized sulphides. Towards the lower contact with the breccia below the unit becomes silicified and contains more pyrite.	cla	PER	s	qtz	PAT	w	
Nucleus	GRD09-147	W. Barnes	16-Aug-09				150.32	151.18	SBX	qtz	cla				P	X	SCH	MAI	Sulphide rich breccia that is mostly matrix supported. Clasts include schist and mafic intrusive from the aboe unit. The clasts are subrounded to subangular and are 2mm to 25mm in size. Most clasts are silcified while others are clay aletered. The matrix is primarily composed of quartz, clay and sulphides with some milled up fragments. Some clasts contain pyrite. Matrix is composed of mostly pyrite, fine dark sulphides and minor chalcopyrite and arsenopyite. A few pyrite rich veins cross cut the breccia.	qtz	PAT	s	cla	PAT	w	Alteration of clasts.

Dataset	Hole_ID	Logged_by	Date_Logged	Ox_From	Ox_To	OXIDATION	Lith_From	Lith_To	Litho	Litho-1	Litho-2	% qtz Phenocryst	% fds Phenocryst	Grain Size	Texture-1	Texture-2	BxClast_1	BxClast_2	Lithology Description	Dominant Alteration	Dominant Alteration Style(occurrence)	Dominant Alteration Intensity	Secondary Alteration	Secondary Alteration Style(occurrence)	Secondary Alteration Intensity	Alteration Description
Nucleus	GRD09-147	W. Barnes	16-Aug-09				151.18	154.01	BRX	qtz	cla				Z	C	SCH		Breccia zone continues but the amount have sulphides has decreased. Unit is mostly made up of schist clasts from 2mm to 15-20cm. Most of the sections look like a schist unit that has been fractured and slightly rotated as the foliation is random. Some clasts are clay altered while others hae been silicified aftere being clay altered. Fractures and matrix sections are filled with clay, quartz and sulphides. Schist sections contains blebs and disseminated pyrite and fine dark sulphides. Alot of sulphides seem to bleed out from some veins x-cutting the breccia. Unit is weakly oxidized with some limonite on fractures and within veins.	cla	PAT	m	qtz	PAT	m	Alteration of clasts.
Nucleus	GRD09-147	W. Barnes	16-Aug-09				154.01	155.43	FAU	cla	ser			FG	MO				Faulted schist section, could be termed a fault breccia. Unit is dominated by clay and broken schist material. Some gougy sections. Schist sections are clay and sericite altered with some broken quartz bands present. Some minor pyrite present in some felsic bands.	cla	PER	s	ser	PAT	w	
Nucleus	GRD09-147	W. Barnes	16-Aug-09				155.43	158.29	SCH	cla	qtz			FG	BX	MO			Back into a relatively competant schist that has somewhat of a regular folaition with some brecciated sections and contortered sections. Some places the schist looks stretched. Unit may have been a biotite feldspar quartz schist before alteration. All mafics and most feldspars have been altered to a mixture of clay and sericite. Quartz banding present and some are broken and streteched apart from brecciation and stress. Minor pyrite and fine dark sulphides present mainly within quartz rich bands and sweats.	cla	BAN	s	ser	BAN	w	
Nucleus	GRD09-147	W. Barnes	16-Aug-09				158.29	160.02	SCH	cla	qtz			FG	FX	BX			Highly fractured and broken section similar to the above unit. Unit was probably a biotite feldspar quartz schist before alteration. All mafics and feldspars hae been altered to clay and sericite. Spotty silicification present. No real movement of schist fragments just fractured and angular. Minor thin clay gougy zones along fractures. Minor sulphides present in felsic bands.	cla	BAN	s	ser	BAN	w	
Nucleus	GRD09-147	W. Barnes	16-Aug-09				160.02	160.72	BRX	cla	qtz				M	X	SCH		Still a highly fractured section and more brecciated schist. Schist clasts are separated with little movement and are still angular. Core is not rubbly, it is intact. Simlar to the other altered schist above with mafic and feldspar minerals altered to clay and sericite. Minor silicfication of some clasts. Clasts have a wide range of sizes. Matrix filling fractures separating clasts is clay and minor quartz. Minor sulphides preent in remnant quartz bands.	cla	PAT	s	qtz	PAT	w	
Nucleus	GRD09-147	W. Barnes	16-Aug-09				160.72	161.8	FAU	cla				FG	MO				Highly altered broken down schist similar to above with gougy sections. Minor competant sections present. Schist is mostly broken down to clay. Minor section of secondary purple biotite and quartz remain.	cla	PER	s				
Nucleus	GRD09-147	W. Barnes	16-Aug-09				161.8	163.49	SCH	cla	qtz			FG	BX	MO			Alteration and brecciation have obliterated most of the characteristics of the unit. Foliation and banding within the schist has been obliterated with fragments of bands (mainly quartz) rotated and milled about. Down the hole the brecciation decreases and foliation is evident but contorted. Unit was probably a biotite feldspar quartz schist before. Most of the biotite and feldspars have been altered to various clays and sericite. Minor purple secondary biotite present. Unit is a milled up schist. Minor disseminated pyrite and chalcopyrite present.	cla	PER	s	ser	DIS	w	

Dataset	Hole_ID	Logged_by	Date_Logged	Ox_From	Ox_To	OXIDATION	Lith_From	Lith_To	Litho	Litho-1	Litho-2	% qtz Phenocryst	% fds Phenocryst	Grain Size	Texture-1	Texture-2	BxClast_1	BxClast_2	Lithology Description	Dominant Alteration	Dominant Alteration Style(occurrence)	Dominant Alteration Intensity	Secondary Alteration	Secondary Alteration Style(occurrence)	Secondary Alteration Intensity	Alteration Description
Nucleus	GRD09-147	W. Barnes	16-Aug-09				163.49	167.76	SCH	bio	qtz			FG	FO	MO			Unit has a rough mylonite texture, could be a sheared schist, doesn't hae the same characteristics as the sheared granite mylonites.Foliation is evident with banding. Some quartz bands are fractured and broken showing a slight brecciation or strain on the rock. Unit was probably a biotite feldspar quartz schist but not sure. Most mafics have been altered o clay/sericite and purple secondary biotite. Most feldspars hae been altered to sericite/clays. Unit contains quartz sweats and possibly intrusie looking porphyroclasts. Patchy sections of silicification with quartz replacing the clays and secondary biotite. Minor disseminated pyrite, fine dark sulphides and chalcopyrite present.	ser	BAN	m	bio	BAN	w	
Nucleus	GRD09-147	W. Barnes	16-Aug-09				167.76	169.45	MGR	fds	qtz			FG	EG				Unit is mostly an equigranular microgranite with a few schist xenoliths. A section of the microgranite is foliation near the end of the unit, possibly different microgranite unit. Distinct boundary between the foliated microgranite and equigranular granite and the foliated granite is less altered. Most feldspars have been altered to clay and minor sericite. Minor disseminated pyrite present.	cla	DIS	m	ser	DIS	w	
Nucleus	GRD09-147	W. Barnes	16-Aug-09				169.45	173.59	SCH	qtz	bio			FG	BX	FO			Possible schist/lithology change or could be a different alteration masking the characteristics of the fresher schist encountered earlier in the hole. Unit could be a sheared granite or mylonite or sheared schist. Minor bands and augens/porphyroclasts that look like stretched intrusive rock. Unit is composed of quartz, purple secondary biotite and feldspars. Purple secondary biotite is probably from primary biotite or other. Minor sericite alterationos some feldspars and biotite present. Unit is moderately to strongly silica altered with quartz replacing bands and patches of biotite, feldspars and sericite. Unit is brecciated and fractured with mainly biotite infill between fractures. Minor disseminated pyrite and chalcopyrite. Some pyrite and chalcopyrite seen on selvages of some veins.	qtz	PAT	m	bio	BAN	m	
Nucleus	GRD09-147	W. Barnes	16-Aug-09				173.59	175.19	SCH	bio	qtz			FG	FX	FO			Still within the same schist as above but the silicification has decreased and fracturing has increased. Highly fractured with sericite and other clays along the fractures. Unit contains more secondary purple biotite than the above sections due to less silicification. Minor bands present are silicified. Some biotite has been altered to sericite. Minor disseminated pyrite and chalcopyrite. A few biotite altered garnets present.	bio	BAN	s	ser	BAN	w	
Nucleus	GRD09-147	W. Barnes	16-Aug-09				175.19	175.85	MGR	fds	qtz			FG	EG				Possible microgranite unit composed mainly of feldspar and quartz. Unit is not foliated. Spotty biotite resent along thin wisps with sulphides, could be selvage alteration of discontinuous fractures and veins or flooding from the surrounding schists. Some sericite alteration of the feldspars and selvage. Minor disseminated and fracture filled pyrite and chalcopyrite.	ser	DIS	w	ser	SEL	w	

Dataset	Hole_ID	Logged_by	Date_Logged	Ox_From	Ox_To	OXIDATION	Lith_From	Lith_To	Litho	Litho-1	Litho-2	% qtz Phenocryst	% fds Phenocryst	Grain Size	Texture-1	Texture-2	BxClast_1	BxClast_2	Lithology Description	Dominant Alteration	Dominant Alteration Style(occurrence)	Dominant Alteration Intensity	Secondary Alteration	Secondary Alteration Style(occurrence)	Secondary Alteration Intensity	Alteration Description
Nucleus	GRD09-147	W. Barnes	16-Aug-09				175.85	177.46	SCH	bio	qtz			FG	FX	FO			Back into the fractured schist encountered between 173.59m to 175.19m. Along the fractures is clay and sericite and minor biotite. Unit is composed of purple secondary biotite, quartz and feldspars. Minor sericite alteration of some biotite and feldspars. Patchy siliceous replacement of biotite, clays and feldspars. Minor disseminated and fracture filled pyrite. A few rolled garnets resent, sense of movement cannot be determined due to alteration.	bio	BAN	m	ser	BAN	w	
Nucleus	GRD09-147	W. Barnes	16-Aug-09				177.46	177.89	SCH	bio	qtz			FG	BL	FO			Similar unit to above, but silicified. Most of the purple secondary biotite and feldspars have been replaced by silica. Some large feldspar rich sections present. Minor biotite remains along with some sericite alteration of some biotite. Minor disseminated and fracture filled pyrite and chalcopyrite.	qtz	BAN	s	bio	BAN	w	
Nucleus	GRD09-147	W. Barnes	16-Aug-09				177.89	179.72	SCH	bio	qtz			FG	FO	BL			Back into a slightly less altered schist. Unit has some characteristics similar to the fresh biotite feldspar quartz schist encoutered earlier in the hole with felsic and mafic rich bands. Unit is foliated but slightly folded in places. Unit is composed of purple secondary biotite from the alteration of primary biotite. Some sericite alteration of some of the biotite. Some feldspars hae been altered to sericite. Minor silicfication of some bands with quartz replacing biotite, feldspars and sericite. Some primary biotite present. Minor garnets present altered to biotite and stretched. Minor sericite and clay along some fractures. Minor disseminated pyrite and chalcopyrite. Some feldspar rich bands present.	bio	BAN	m	ser	BAN	w	
Nucleus	GRD09-147	W. Barnes	16-Aug-09				179.72	180.74	SCH	bio	qtz			FG	BL				Back into a siliceous schist section similar to the interval from 177.46m to 177.89m. A few microgranite intrusions present.	qtz	PER	s	ser	FFL	w	
Nucleus	GRD09-147	W. Barnes	16-Aug-09				180.74	182.33	SCH	bio	fds			FG	FO				Same schist unit as aboe, but the silcification has decreased. Unit is composed of secondary purple biotite, feldspars and quartz. Unit is banded and moderately foliated with felsic rich bands and mafic bands. Felsic bands are discontinuous and some are stretched. Some remnant fresh looking schist bands remain. Some biotite and feldspars have been altered to sericite. Minor disseminated pyrite mainly in felsic sections.	bio	BAN	m	ser	BAN	m	
Nucleus	GRD09-147	W. Barnes	16-Aug-09				182.33	185.34	BRX	ser	bio				P	Z	SCH	MGR	Mottled up schist breccia unit. Possible microgranite clasts near the middle and end of the interval. Matrix is dominated by milled up schist material composed of purple secondary biotite, sericite and quartz. With clasts being mainly broken schist material 2mm to 10cm. Looks like put the schist through a blender. Towards the end of the unit some fresh schist clasts show up. Pyrite is present in some schist fragments and within the milled up schist matrix.	ser	PAT	m	bio	PAT	m	Matrix and clasts.
Nucleus	GRD09-147	W. Barnes	17-Aug-09				185.34	187.13	SCH	bio	fds			FG	MO				Altered biotite quartz feldspar schist. Foliation is contorted at the start and becomes more regular half way through the interval. Unit starts off with strong secondary biotite alteration and unit becomes silicified down the hole. Secondary biotite decreases down hole and unit looks more like a silicified fresh schist with weak alteration. Minor disseminated and fractured filled pyrite and chalcopyrite. Some minor weak brecciated sections. Unit could be sericite altered down the hole then silicified.	qtz	PER	m	bio	BAN	w	

Dataset	Hole_ID	Logged_by	Date_Logged	Ox_From	Ox_To	OXIDATION	Lith_From	Lith_To	Litho	Litho-1	Litho-2	% qtz Phenocryst	% fds Phenocryst	Grain Size	Texture-1	Texture-2	BxClast_1	BxClast_2	Lithology Description	Dominant Alteration	Dominant Alteration Style(occurrence)	Dominant Alteration Intensity	Secondary Alteration	Secondary Alteration Style(occurrence)	Secondary Alteration Intensity	Alteration Description
Nucleus	GRD09-147	W. Barnes	17-Aug-09				187.13	189.46	SCH	bio	qtz			FG	FO				More fresh biotite quartz feldspar schist. Unit is well foliaed with 1% garnets altered to biotite. Biotite is partially altered to secondary biotite and minor sericite. Unit is dominated by mafics with few felsic bands andquartz bands and sweats. Some weak silicification. Minor disseminated pyrite and pyrrhotite. Microgranite intrusion present.	bio	BAN	m	ser	BAN	w	
Nucleus	GRD09-147	W. Barnes	17-Aug-09				189.46	190.47	MGR	fds	qtz			MG	FO				Foliated microgranite. Unit is mostly composed of feldspars and quartz . Quartz grains are stretched and linetaed in atches. Some feldspar grains are rolled and formed phorphyroblasts/augens. Some sections of silicified schist present. Some feldspars are sericite altered especially as hallows around some veins. Minor disseminated pyrite present.	ser	DIS	w	ser	SEL	tr	
Nucleus	GRD09-147	W. Barnes	17-Aug-09				190.47	196.46	SCH	bio	qtz			FG	FO				Unit is a well foliated partially fresh schist similar to some fresh schist encountered earlier in hole. Unit is composed of biotite, quartz and feldspar with rare garnets (altered to biotite). Unit contains mostly mafic rich bands with minor felsic bands and some pure quartz bands and sweats. Some sections of biotite and feldspars are altered to sericite. Minor biotite is altered to secondary purple biotite. Patchy sections are silicified. Unit contains minor pyrite and trace of chalcopyrite and pyrrhotite disseminated and along fractures. Spotty epidote alteration present. Microgranite dike present.	ser	BAN	w	qtz	BAN	w	
Nucleus	GRD09-147	W. Barnes	17-Aug-09				196.46	197.6	SCH	cla	qtz			FG	FO	BL			Unit is similar to the upper unit just alteration has obliterated most of the original mineral characteristics. All biotite and most feldspars have been altered to a mixture of clays and sericite. Quartz banding and sweats remain. Strong foliation still evident. Spotty dark sulphides and pyrite left in some felsic bands.	cla	BAN	m	ser	BAN	m	
Nucleus	GRD09-147	W. Barnes	17-Aug-09				197.6	198.79	MGR	fds	qtz			FG	BL				Alteration has obliterated some of the original characteristics of the original rock. Unit use to be mostly composed of feldspar with lesser quartz. The feldspars have been altered to clay. Unit is pitted from clay being leached out, some sections unit looks like it was porphyritic. Some quartz grains are stretched and slightly foliated. Minor disseminated oxidized pyrite and pyrite.	cla	DIS	s				
Nucleus	GRD09-147	W. Barnes	17-Aug-09				198.79	200.29	SCH	cla	qtz			FG	BL	FO			Alteration has obliterated most of the characteristics of the rock. Unit was probably a biotite quartz feldspar schist before alteration. Most of the biotite and feldspars have been altered to a mixture of clays and sericite. Some felsic bands with feldspars remain. Some quartz bands and sweats remain. Spotty biotite seen. Unit contains minor disseminated pyrite and oxidized pyrite. Minor fractured in sections with pyrite infill and vugs.	cla	BAN	s	ser	BAN	w	
Nucleus	GRD09-147	W. Barnes	17-Aug-09				200.29	202.92	SCH	bio	qtz			FG	FO	BL			Alteration has obliterated the characteritics of the original rock. Unit was a biotite quartz feldspar schist before alteration. The biotite has been altered to secondary biotite and then sericite. Some secondary biotite remains. Most feldspars have been altered to sericite and other clays. Unit has also been silicified in bands with quartz relacing some biotite and sericite. Some felsic bands and quartz rich bands and sweats reman. Spotty dark sulphides disseminated.	qtz	BAN	m	ser	BAN	w	

Dataset	Hole_ID	Logged_by	Date_Logged	Ox_From	Ox_To	OXIDATION	Lith_From	Lith_To	Litho	Litho-1	Litho-2	% qtz Phenocryst	% fds Phenocryst	Grain Size	Texture-1	Texture-2	BxClast_1	BxClast_2	Lithology Description	Dominant Alteration	Dominant Alteration Style(occurrence)	Dominant Alteration Intensity	Secondary Alteration	Secondary Alteration Style(occurrence)	Secondary Alteration Intensity	Alteration Description
Nucleus	GRD09-147	W. Barnes	17-Aug-09				202.92	204.03	MGR	fds	qtz			FG	EG				Alteration has masked some of the original characteristics of the rock. Unit was composed mainly of feldspars with lesser quartz. Most of the feldspars have been altered to a mixture of clay and sericite. Unit has a crystalline look,minor foliation/lineation seen at contacts. Unit contains disseminated dark sulphides and pyrite.	cla	DIS	s	ser	DIS	w	
Nucleus	GRD09-147	W. Barnes	18-Aug-09				204.03	204.59	SCH	bio	qtz			FG	FO	BL			Alteration has masked some of the original characteristics of the rock. Unit was a biotite, quartz feldspar schist before alteration. Most of the biotite and feldspars have been altered to a mixture of sericite and clays. Some felsic rich bands remain. Minor quartz bands and sweats present. Spotty biotite still present. Minor disseminated pyrite.	ser	BAN	m	cla	BAN	w	
Nucleus	GRD09-147	W. Barnes	18-Aug-09				204.59	205	MGR	fds	qtz			FG	FO				Similar to the microgranite interval between 202.93m and 204.03m except this unit shows foliation. Most feldspars have been altered to clay with some clay leached out leaving a pitted appearance. Slight foliation seen with quartz grains stretched and lineated. Minor disseminated dark sulphides and pyrite.	cla	DIS	s				
Nucleus	GRD09-147	W. Barnes	18-Aug-09				205	209.24	SCH	bio	fds			FG	FX	FO			Altered and fractured schist. Unit was a biotite feldspar quartz schist before alteration. Most of the biotite and feldspars have been altered to clay and sericite mix. Minor purple secondary biotite remains in some bands. Some biotite and clay altered garnets present showing right lateral/dextral movement. Unit contains quartz rich and some minor feldspar felsic bands and sweats paallel to foliation. Foliation is random in some sections due to fractures and slight brecciation. Most fractures are filled with clay. Minor disseminated pyrite and dark sulphides.	cla	BAN	m	ser	BAN	w	
Nucleus	GRD09-147	W. Barnes	18-Aug-09				209.24	221.89	SCH	bio	qtz			FG	FO				Biotite quartz feldspar schist with garnets. Ganets are altered to clay and biotite and show mostly a right lateral movement/dextral with a spot few showing left lateral movement/sinistral. Some sections of the schist look like the fresh grey schist encoutered earlier in the hole with some silicification. Some secondary purple alteration of the biotite present in bands. Increasing sericite alteration of some biotite and feldspars down the hole. Some patchy silicification of some sericite altered sections present down the hole. Felsic and mafic banding present. Quartz rich bands and sweats present following foliation with spotty pyrite. Unit contains minor disseminated pyrite. There are many small microgranite units present.	ser	BAN	m	bio	BAN	w	

Dataset	Hole_ID	Logged_by	Date_Logged	Ox_From	Ox_To	OXIDATION	Lith_From	Lith_To	Litho	Litho-1	Litho-2	% qtz Phenocryst	% fds Phenocryst	Grain Size	Texture-1	Texture-2	BxClast_1	BxClast_2	Lithology Description	Dominant Alteration	Dominant Alteration Style(occurrence)	Dominant Alteration Intensity	Secondary Alteration	Secondary Alteration Style(occurrence)	Secondary Alteration Intensity	Alteration Description
Nucleus	GRD09-147	W. Barnes	18-Aug-09				221.89	224.53	SCH	bio	fds			FG	MO	FX			Alteration and fractures have destroyed some of the characteristics of the rock. Unit is similar to the upper unit with garnets and original composition. Unit has a mild tiger stripe look due to the alteration, similar around other skarn holes. The biotite has been altered to seconday purple biotite and sericite and some then silcified. Some feldspars have been altered to sericite and some then replaced by silica. Unit is fairly fractured with quartz, biotite, sericite and sulphides infilling them. Dolomite or ankerite is filling some fractures with a slight fizz with HCL. Fractures are at a random orientation. Minor disseminated pyrite, chalcopyrite and pyrrhotite. Foliation is slightly contorted due to fractures and a couple of microgranite dikes.	qtz	PAT	m	ser	BAN	w	
Nucleus	GRD09-147	W. Barnes	18-Aug-09				224.53	224.84	MGR	fds	qtz		2	FG	FO				Tan colour foliated microgranite unit. Unit is mostly composed of feldspar and quartz. Quartz grains and some feldspar grains are stretched and lineated. Some feldspars are altered to sericite giving the tan colour possibly. Unit looks to contain relict feldspar phenocrysts that are now rolled and are porphyroblasts. Some minor disseminated pyrite. Unit runs through half the core with schist on the other half.	ser	DIS	w				
Nucleus	GRD09-147	W. Barnes	18-Aug-09				224.84	225.45	SCH	bio	fds			FG	FO				Alteration has destroyed some of the characteristics of the rock. Unit was a biotite feldspar quartz schist that was well foliated. Most of the biotite and feldspars have been altered to sericite and other clays giving the rock a yellow green colour. Unit starts off biotite rich then transitions into the sericite and clay alteration. Some minor fine disseminated pyrite present. Small sulphide rich mineralized skarn section from 225.27m to 225.45m with massive quartz replacement or vein and massive boxwork pyrite with vugs and minor chalcopyrite. Lare quartz grains present.	ser	BAN	m	cla	BAN	m	
Nucleus	GRD09-147	W. Barnes	18-Aug-09				225.45	226.39	MGR	fds	qtz			FG	FO				Similar to the other recent microgranites around this interval. Most feldspars have been altered to clay. Quartz grains appear stretched and lneated showing a rough foliation. Some clays have been leached leaving a pitted apearance. Minor silcification of the unit at the contacts with the mineralized skarn. Minor disseminated pyrite and fine dark sulphides throughout the unit. Stronger pyrite at the contacts with the mineralized skarn.	cla	DIS	s	qtz	SEL	w	
Nucleus	GRD09-147	W. Barnes	18-Aug-09				226.39	226.77	MSK	qtz				CG	MA				Another typical mineralized skarn zone. Unit starts in massive boxwork pyrite with vugs and chalcopyrite and pyrrhotite. The transition into the massive pyrrhotite rich zone with blebs of chalcopyrite and chalcopyrite rimming quartz and pyrrhotite. Quartz crystals present are mostly euhedral and coarse to very coarse grained.	qtz	DIS	w				

Dataset	Hole_ID	Logged_by	Date_Logged	Ox_From	Ox_To	OXIDATION	Lith_From	Lith_To	Litho	Litho-1	Litho-2	% qtz Phenocryst	% fds Phenocryst	Grain Size	Texture-1	Texture-2	BxClast_1	BxClast_2	Lithology Description	Dominant Alteration	Dominant Alteration Style(occurrence)	Dominant Alteration Intensity	Secondary Alteration	Secondary Alteration Style(occurrence)	Secondary Alteration Intensity	Alteration Description
Nucleus	GRD09-147	W. Barnes	18-Aug-09				226.77	227.87	MSK	qtz	cla			MG	VU				Still in the mineralized skarn unit, just without the massive sulphide sections. Unit is composed of quartz with minor clays and chlorite. Quartz and chlorite could be replacing amphiboles from an amphibolite unit. Unit contains slightly banded and boxwork pyrite and blebs. Unit also contains minor banded and blebby pyrrhotite and blebby chalcopyrite. Chalcopyrite is rimming quartz, pyrite and pyrrhotite grains. Vugs are present within quartz and pyrite sections. Unit starts with a small Felsic intrusive dike that is clay altetered and contains pyrite and minor chalcopyrite disseminated. Slightly translucent blue flakey mineral present within the vugs.	cla	DIS	w	chl	PAT	w	
Nucleus	GRD09-147	W. Barnes	18-Aug-09				227.87	228.35	MSK	qtz				VC					More mineralized skarn. Unit is mostly composed of very coarse grained crystals with blebs and slighly banded pyrrhotite, blebs of chalcopyrite and pyrite. Some chalcopyrite is riming quartz, pyrite and pyrrhotite grains.	qtz	DIS	w				
Nucleus	GRD09-147	W. Barnes	18-Aug-09				228.35	228.78	MGR	fds	qtz			MG	EG				Typical microgranite composed of feldspar and quartz. Most of the feldspars are clay altered. Slight lineation of quartz grains but at random orientations. Unit contains disseminated and blebby pyrite and pyrrhotite with larger concentrations at the contacts with the mineralized skarns.	cla	DIS	s				
Nucleus	GRD09-147	W. Barnes	18-Aug-09				228.78	230.13	MSK	qtz				VC					Another coarsely crystalline quartz unit with blebs of and massive sections of pyrrhotite and minor blebs of pyrite and chalcopyrite.	qtz	DIS	w				
Nucleus	GRD09-147	W. Barnes	18-Aug-09				230.13	230.53	MSK	qtz				VC					Similar to the above unit just with minor pyrrhotite and mostly pyrite blebs. Minor vugs associated with the pyrite. Minor blebs of pyrrhotite. Minor banding seen with the sulphides.	qtz	DIS	w				
Nucleus	GRD09-147	W. Barnes	18-Aug-09				230.53	232.9	MSK	qtz	chl			VC					This section of the mineralized skarn is a mixture of crystalline quartz with blebs of pyrrhotite and pyrite with sections of massive pyrrhotite. Blebs of chalcopyrite present and chalcopyrite rimming quartz and pyrrhotite and pyrite grains. A couple of sections with medium to fine grained chlorite could be sections of altered amphibolite or another mafic unit. One small clay rich blob could be a piece of remnant intrusive.	qtz	DIS	w	chl	PAT	w	
Nucleus	GRD09-147	W. Barnes	18-Aug-09				232.9	233.34	MSK	qtz				FG					Unit is dominated by massive quartz sections with some roghly banded pyrite with minor chalcopyrite. Quartz looks to have replaced something fine grained or unit is just a fine grained quartz unit. Spotty clay present. Minor boxwork pyrite associated with the pyrite rich sections. Spotty pyrrhotite present. Minor transucent blue flakey mineral soft within some vugs.	qtz	PAT	m	cla	DIS	tr	
Nucleus	GRD09-147	W. Barnes	18-Aug-09				233.34	233.74	MSK	cla	qtz			FG	MO				Section skarn is different from the others it is composed of clay altered sections and lesser quartz patches with pyrite blebs. Unit could have been an altered intrusive or endoskarn or just heavily altered intrusive. Minor feldspar crystals seen with most altered to clay.	cla	PAT	m	qtz	PAT	w	

Dataset	Hole_ID	Logged_by	Date_Logged	Ox_From	Ox_To	OXIDATION	Lith_From	Lith_To	Litho	Litho-1	Litho-2	% qtz Phenocryst	% fds Phenocryst	Grain Size	Texture-1	Texture-2	BxClast_1	BxClast_2	Lithology Description	Dominant Alteration	Dominant Alteration Style(occurrence)	Dominant Alteration Intensity	Secondary Alteration	Secondary Alteration Style(occurrence)	Secondary Alteration Intensity	Alteration Description
Nucleus	GRD09-147	W. Barnes	18-Aug-09				233.74	234.5	MSK	qtz	cla			FG	MO				Sections is split between a quartz section with sulphides and clay and quartz section with sulphides. The clay section could be a remnant intrusive that is altered. The quartz sections just could be silica altered clay or a vein. Some clay/sericite patches are present in the quartz section. Unit is mostly mineralized with pyrite with blebs and boxwork pyrite. Minor vugs associated with the boxwork pyrite. Minor chalcopyrite present. Translucent flakely blue mineral within the vugs. Minor banding of the pyrite towards the end of the unit.	cla	PAT	m	qtz	PAT	w	
Nucleus	GRD09-147	W. Barnes	18-Aug-09				234.5	238.21	SCH	bio	qtz			FG	FO				Back into an altered well foliated biotite quartz feldspar schist. Unit has strong foliation with mafic and felsic bands. Minor sections look like the fresh schist encountered earlier in the hole. Some biotite has been altered to sericite and minor secondary purple biotite. Some bands of biotite and sericite have been silicified. Some feldspars have been altered to sericite. Minor disseminated pyrite and chalcopyrite present. A few microgranite intrusions present following foliation. Unit is highly fractured and veined at the start and decreases down the hole.	qtz	PAT	m	ser	PAT	w	
Nucleus	GRD09-147	W. Barnes	18-Aug-09				238.21	239.03	MGR	fds	qtz			FG	FO				Another foliated microgranite unit. Unit was composed mostly of feldspars and quartz. Most feldspars have been altered to clay. Quartz grains and remnant feldspar shapes are stretched forming a foliation. Some feldspars are rolled and formed porphyroblasts.Minor disseminated pyrite. A couple of small schist sections present.	cla	DIS	s				
Nucleus	GRD09-147	W. Barnes	18-Aug-09				239.03	241.03	SCH	bio	qtz			FG	FO				Unit is similar to the schist unit before the microgranite unit. Unit was a biotite quartz feldspar schist before alteration. Most biotite and feldspars have been altered to sericite and other clays. Spotty silicification of some bands. Some minor disseminated pyrite. A few small microgranite intrusions parallel to foliation. Minor breccia present.	ser	BAN	m	cla	BAN	w	
Nucleus	GRD09-147	W. Barnes	18-Aug-09				241.03	249.26	SCH	bio	qtz			FG	FO				Randomly altered biotite quartz feldspar schist. This unit is a mixed bag. Unit is mostly a biotite quartz feldspar schist that is well foliated with rare garnets altered to biotite showing right lateral movement. Some of the biotite is secondary purple, some biotite is altered to sericite and chlorite. Some minor amphiboles present altered to chlorite. Some feldspars have been altered to sericite and clay. Some sections look like the fresh schist encountered earlier in the hole. Patchy silicification of the unit throughout. Minor disseminated and fracture filled pyrite and chalcopyrite. Spotty hematite associated with spotty epidote and sericite.	qtz	BAN	m	ser	BAN	w	
Nucleus	GRD09-147	W. Barnes	18-Aug-09				249.26	251.03	SCH	bio	grt			FG	FX	FO			Similar schist as above with a variety of alteration. Unit is highly fractured with chlorite, biotite, quartz and sulphides infilling the fractures. No real orientation of the fractures. Minor garnets present altered to biotite. Most biotite has been altered to secondary biotite and sericite. Minor biotite is altered to chlorite. Some feldspars have been altered to sericite. Spotty epidote alteration present. Foliation is is still good with the fracturing. Part of the unit has been silicified. Minor disseminated pyrite mainly around fractures and veins. Minor microgranite unit present.	qtz	PAT	w	ser	PAT	w	

Dataset	Hole_ID	Logged_by	Date_Logged	Ox_From	Ox_To	OXIDATION	Lith_From	Lith_To	Litho	Litho-1	Litho-2	% qtz Phenocryst	% fds Phenocryst	Grain Size	Texture-1	Texture-2	BxClast_1	BxClast_2	Lithology Description	Dominant Alteration	Dominant Alteration Style(occurrence)	Dominant Alteration Intensity	Secondary Alteration	Secondary Alteration Style(occurrence)	Secondary Alteration Intensity	Alteration Description
Nucleus	GRD09-147	W. Barnes	19-Aug-08				251.03	251.9	MGR	fds	qtz			MG	EG				Altered granite with most of the feldspars altered to clay and primary quartz remaining. Some clays have been leached out leaving a pitted appearance. Unit is not foliated like some other microgranite units enountered in the hole. Minor disseminated pyrite.	cla	DIS	s				
Nucleus	GRD09-147	W. Barnes	19-Aug-08				251.9	254.56	SCH	bio	grt			FG	FO	BL			Fairly altered biotite quartz feldspar schist with minor garnets. Most of the biotite has been altered to a mixture of sericite and clays and purple secondary biotite in separate bands. Some feldspars have been altered to a mixture of clays and sericite. Garnets seem to be altered to biotite and clay. Patchy silcified bands of sericite and clay altered sections. Minor siliceous halo around some veins. A small microgranite section present subparallel to foliation. Quartz bands and sweats remain. Some garnets show rolling in a left lateral direction. Minor disseminated pyrite.	cla	BAN	m	bio	BAN	w	
Nucleus	GRD09-147	W. Barnes	19-Aug-08				254.56	256.38	MGR	fds	qtz			CG	FO				Unit is a well foliated microgranite composed of feldspar and quartz with no mafics. Quartz and feldspars grains are stretched to form the foliation. Unit contains many porphyroblasts of feldspars. Minor clay alteration of some feldspars. Minor disseminated pyrite. Towards the end of the unit art of the microgranite looks more crystalline and could be another intrusion or just a portion of the same unit not sheared.	cla	DIS	w				
Nucleus	GRD09-147	W. Barnes	19-Aug-08				256.38	256.8	UNK	fds	qtz			FG	MY				Unsure what this unit is. Unit does have a faint mylonitic texture and could be a differently sheared section of a microgranite or other unit. There is a faint foliation seen and is in between two coarse grained foliated microgranite units. Unit is composed of feldspar, quartz, biotite, chlorite and minor sericite. Biotite and chlorite are secondary giving the unit a patchy green and purple colour. Unit looks to have a slight granitic look, possibly and altered diorite. Sharp contacts with the upper and lower sections. Disseminated pyrite and chalcopyrite present. Small foliated microgranite bleb present but is not part of this unit. Minor chlorite halo around some veins.	bio	DIS	w	chl	DIS	w	
Nucleus	GRD09-147	W. Barnes	19-Aug-08				256.8	258.14	MGR	fds	qtz			CG	FO				Unit is similar to the coarse grained foliated microgranite between 254.56m to 256.38m. Minor chlorite alteration halo around some veins.	cla	DIS	tr	chl	SEL	tr	
Nucleus	GRD09-147	W. Barnes	20-Aug-09				258.14	263.12	SCH	bio	grt			FG	FO				Well foliated biotite quartz schist with minor feldspars and garnets. Garnets are altered to biotite and rolled with a dextral sense. Unit could be an ultramylonite as some bands look intrusiive. Biotie present is mostly secondary from alteration of primary biotite. Some biotite and feldspars have been altered to sericite. Patchy silicfication of bands mostly with a green hue, possibly silicified sericite and possible chlorite. Some silicified biotite. Minor pyrite disseminated and on fractures. A few microgranites present and a shist breccia section.	bio	BAN	m	qtz	BAN	w	
Nucleus	GRD09-147	W. Barnes	20-Aug-09				263.12	266.34	SCH	bio	qtz			FG	BL	FO			Unit is an altered version of the biotite quartz schist above. Minor secondary biotite remains, but most of the biotite and feldspars have been altered to sericite and other clays. Some of the sericite and clay sections have been replaced by silica. A few small breccias and microgranite sections present. Minor disseminated pyrite and dark sulphides.	qtz	BAN	m	ser	BAN	w	

Dataset	Hole_ID	Logged_by	Date_Logged	Ox_From	Ox_To	OXIDATION	Lith_From	Lith_To	Litho	Litho-1	Litho-2	% qtz Phenocryst	% fds Phenocryst	Grain Size	Texture-1	Texture-2	BxClast_1	BxClast_2	Lithology Description	Dominant Alteration	Dominant Alteration Style(occurrence)	Dominant Alteration Intensity	Secondary Alteration	Secondary Alteration Style(occurrence)	Secondary Alteration Intensity	Alteration Description
Nucleus	GRD09-147	W. Barnes	20-Aug-09				266.34	266.7	MGR	fds	qtz			FG	FO				Another altered foliated microgranite. Unit was mostly composed of feldspar and quartz. Most of the feldspars have been altered to clay. Quartz and relict feldspar grains appear strteched and lineated. Some feldspars are forming small porphyrolasts. Minor disseminated pyrite and fine dak sulphides.	cla	DIS	m				
Nucleus	GRD09-147	W. Barnes	20-Aug-09				266.7	267.97	UNK	bio	qtz			FG	FO	MY			Unit is a foliated schist that the foliation is slightly contorted and unit is moderately fractured. Unit has a mylonitic texture to it with quartz and felsic bands and grains within a biotite matrix. The felsic and quartz bands appear stretched into sweats. Biotite present is purple and secondary. Some clay alteration of some bioite and feldspars. Minor disseminated pyrite. Minor siliceous halo around some veins and fractures.	bio	BAN	m	cla	PAT	w	
Nucleus	GRD09-147	W. Barnes	20-Aug-09				267.97	274.57	SCH	bio	qtz			FG	FO				Back into a well foliated schist with quite a few foliated microgranites. Section is about 75% schist and 25% microgranite. Unit is a biotite quartz feldspars schist with no garnets. The biotite present is purple and secondary. Some biotite and feldspars have been altered to clay/sericite. Some sections of biotite and clay have been silicified to a grey colour. Minor disseminated pyrite and chalcopyrite seen mainly within the silicified sections. From 269.75m to 272.8m the core was dropped down the hole at the drill and redrilled.	qtz	BAN	m	bio	BAN	m	
Nucleus	GRD09-147	W. Barnes	20-Aug-09				274.57	275.36	BRX	cla	qtz				P	C	SCH	MGR	Unit is mostly composed of schist sections and clasts with minor microgranite sections. Some minor feldspar porphyry clasts present. Clast size ranges from 2mm to 7cm and are subrounded to subangular. Sections is clast supported. Matrix and fractures are filled mainly with clay and lesser quartz and minor sulphides. Some clasts contains minor disseminated pyrite . Most clasts are clay altered.	cla	PAT	s	qtz	PAT	w	Alteration of the clasts.
Nucleus	GRD09-147	W. Barnes	20-Aug-09				275.36	277.05	SCH	cla	qtz			FG	FO	FX			Back into a schist unit that is moderately fractured from the breccia above. Some minor microgranite sections present. The unit may have been a biotite quartz feldspar schist before alteration. Unit is dominated by clay alteration with minor sections being silcified. Fractures are mostly infilled with clay. Some minor disseminated pyrite.	cla	PAT	s	qtz	PAT	w	
Nucleus	GRD09-147	W. Barnes	20-Aug-09				277.05	278.56	MGR	fds	qtz			FG	EG				Typical non foliated microgranite. Unit was composed of feldspar and quartz. Most feldspars are altered to clay. Slight lineation of quartz grains, but looks magmatic. Minor disseminated pyrite and fine dark sulphides.	cla	DIS	s	qtz	SEL	tr	
Nucleus	GRD09-147	W. Barnes	20-Aug-09				278.56	284.47	UNK	bio	qtz			FG	FO				Back into a well foliated schist or ultramylonite with a few microgranite sections following foliation. Unit is like some of the most recent schists/mylonites encountered in the hole. Unit was composed of secondary purple biotite, quartz and minor feldspars. No garnets seen. Some biotite and feldspars have been altered to a mixture of clays with some clays then silicified. Spotty epidote alteration present. Some silicification was associated with some fractures and veins. Minor disseminated pyrite with some located mainly near veins. Towards the lower end of the unite the core becomes broken and the rock becomes fractured.	qtz	PAT	m	bio	PAT	m	

Dataset	Hole_ID	Logged_by	Date_Logged	Ox_From	Ox_To	OXIDATION	Lith_From	Lith_To	Litho	Litho-1	Litho-2	% qtz Phenocryst	% fds Phenocryst	Grain Size	Texture-1	Texture-2	BxClast_1	BxClast_2	Lithology Description	Dominant Alteration	Dominant Alteration Style(occurrence)	Dominant Alteration Intensity	Secondary Alteration	Secondary Alteration Style(occurrence)	Secondary Alteration Intensity	Alteration Description
Nucleus	GRD09-147	W. Barnes	20-Aug-09				284.47	285.78	MGR	fds	qtz			FG	EG				Unit is composed of several microgranite intervals separated by minor schist intervals similar to the schist in the above unit. Unit is about 70% microgranite and 30% schist. Microgranite are composed of feldspars and quartz with most of the feldspars altered to clay. Slight lineation of some quartz grains but magmatic. Minor disseminated pyrite and fine dark sulphides.	cla	DIS	s	qtz	SEL	tr	
Nucleus	GRD09-147	W. Barnes	20-Aug-09				285.78	286.2	BRX	qtz	cla				P	S	SCH	MGR	Brecciated unit composed of mostly schist clasts and minor microgranite clasts. Clasts range in size from 2mm to 10cm and are subrounded. Mostly clast supported with minor matrix supported. Matrix is mostly composed of quartz with minor clay and sulphides.	cla	PAT	m				Alteration of clasts.
Nucleus	GRD09-147	W. Barnes	20-Aug-09				286.2	287.32	SCH	bio	grt			FG	FO	BL			Altered schist unit that starts off bleached and fairly fractured due to contact with upper breccia zone. Unit was a biotite quartz feldspar schist. Most of the biotite and feldspars have been altered to clay with minor silcification at the start and alteration decreases down the hole with purple secondary biotite increasing. Unit has a mylonitic look. Spotty disseminated pyrite. Rare biotite altered garnets present.	cla	PAT	m	bio	PAT	m	
Nucleus	GRD09-147	W. Barnes	20-Aug-09				287.32	287.97	MGR	fds	qtz			FG	FO				Typical foliated microgranite. Unit is composed mainly of feldspar and quartz. Most of the quartz grains have been stretched and lineated. Some feldspars have been stretched, some are rolled porphryoblasts. Minor sericite alteration of some feldspars. Minor siliceous halo around some veins.Some minor disseminated dark sulphides.	ser	DIS	w	qtz	SEL	tr	
Nucleus	GRD09-147	W. Barnes	20-Aug-09				287.97	291.55	SCH	bio	grt			FG	FO				Back into a well foliated schist composed of biotite quartz and feldspars. Unit could be a Mylonite or Ultramylonite. Minor garnets present altered to biotite. The biotite present is purlple in colour and secondary. Minor clay alteration of some biotite and feldspars. Patchy silicification of some bands. Minor chlorite halo around some veins. Minor disseminated pyrite and pyrite on fractures.	bio	BAN	m	qtz	BAN	w	
Nucleus	GRD09-147	W. Barnes	20-Aug-09				291.55	292.91	UNK	bio	fds			MG	MY	FX			Unit has the look of a mylonitic unit seen in some holes. Unit is composed of quartz and feldspar grains wrapped by secondary purple biotite. Unit could be a sheared granite or schist unit. Some feldspar and quartz grains are stretched. Unit is fairly fractured with clay alteration infill and surrounding them. Minor disseminated pyrite present and on fractures.	bio	DIS	m	cla	PAT	w	
Nucleus	GRD09-147	W. Barnes	20-Aug-09				292.91	293.22	FAU	cla	bio			FG					Faulted schist or mylonite. No real gougy sections just highly fractured and the rock is broken down to clays and biotite and quartz. The feldspars and some biotite has broken down to clay.	cla	DIS	s	bio	DIS	w	
Nucleus	GRD09-147	W. Barnes	20-Aug-09				293.22	297.25	UNK	bio	qtz			FG	FO	MY			Back into a foliated schist or mylonite. Some sections look like a schist and some sections have a look of a protomylonite with some felsic bands that have a rough intrusive texture. Unit is composed of secondary purple biotite and feldspars and quartz. Minor clay alteration around some fractures and faults. Some sections are bleached and siliceous. Minor disseminated pyrite and chalcopyrite.	qtz	PAT	m	bio	BAN	m	

Dataset	Hole_ID	Logged_by	Date_Logged	Ox_From	Ox_To	OXIDATION	Lith_From	Lith_To	Litho	Litho-1	Litho-2	% qtz Phenocryst	% fds Phenocryst	Grain Size	Texture-1	Texture-2	BxClast_1	BxClast_2	Lithology Description	Dominant Alteration	Dominant Alteration Style(occurrence)	Dominant Alteration Intensity	Secondary Alteration	Secondary Alteration Style(occurrence)	Secondary Alteration Intensity	Alteration Description
Nucleus	GRD09-147	W. Barnes	20-Aug-09				297.25	298.5	MGR	fds	qtz			MG	FO				Unit is a foliated microgranite with a fresh younger bleached microgranite cutting it. Unit is sheared and is composed mainly of feldspars and minor quartz with minor secondary biotite. Unit could be on its way to becoming a mylonite. Unit could have been a sheared granite as well as the biotite looks to be replacing some possible amphiboles. Some feldspar and quartz grains are weakly stretched. The fresh microranite is crytalline and fresh with minor silicification. Minor disseminated pyrite present.	cla	DIS	w	bio	DIS	w	
Nucleus	GRD09-147	W. Barnes	20-Aug-09				298.5	303.28	UNK	cla	qtz			FG	FO				Unit starts as an altered schist with secondary purple biotite and some clay alteration of some feldspars. The unit then transitions into a blue/grey schist with clays/sericite/muscovite and quartz and minor feldspars. Possible to separate unit but gradational. Minor disseminated and fracture filled pyrite and chalcopyrite. A few microgranite dikes present.	cla	BAN	s	bio	BAN	w	

Hole_ID	Min_From	Min_To	pyrite	Pyrite %	Cpy%	Prt%	Asp%	Other	Other%	Mineralization Description
GRD09-147	1.67	2.74	pyr	0.2				hem	0.2	
GRD09-147	2.74	4.25	pyr	0.1			0.01	hem	0.4	
GRD09-147	4.25	5.13						hem	0.2	
GRD09-147	5.13	7.22						hem	0.1	
GRD09-147	7.22	9.49						hem	0.1	
GRD09-147	9.49	11.78						hem	0.1	
GRD09-147	11.78	13.89	pyr	0.01				hem	0.1	
GRD09-147	13.89	17.37	pyr	0.05				hem	0.3	
GRD09-147	17.37	21.02	pyr	0.01				hem	0.1	
GRD09-147	21.02	21.97	pyr	0.01				sox	0.1	
GRD09-147	21.97	22.71						hem	0.2	
GRD09-147	22.71	23.45						sox	0.1	
GRD09-147	23.45	25.38						sox	0.01	
GRD09-147	25.38	27.08						hem	0.05	
GRD09-147	27.08	27.49						hem	0.05	
GRD09-147	27.49	33						hem	0.2	
GRD09-147	33	34.84						hem	0.01	
GRD09-147	34.84	35.64						hem	0.2	
GRD09-147	35.64	36.31	pyr	0.01				hem	0.05	
GRD09-147	36.31	39.02	pyr	0.05				hem	0.05	
GRD09-147	39.02	39.3	pyr	1			0.01	sox	2	
GRD09-147	39.3	39.48	pyr	0.01						
GRD09-147	39.48	40.17	pyr	0.1				hem	0.1	
GRD09-147	40.17	41.29						hem	1	Minor oxidized dark sulphides within the small mirogranite dike.
GRD09-147	41.29	43.81	pyr	0.1		0.01		hem	0.05	
GRD09-147	43.81	45.52	pyx	0.01				hem	0.4	
GRD09-147	45.52	48.03						hem	5	
GRD09-147	48.03	48.64	pyr	0.5						
GRD09-147	48.64	49.19						hem	0.1	
GRD09-147	49.19	49.57						hem	5	
GRD09-147	49.57	49.96						hem	3	
GRD09-147	49.96	50.38						sox	0.01	
GRD09-147	50.38	51.02	pyr	2.5				hem	0.05	
GRD09-147	51.02	52.67	pyr	1			0.01	sox	0.3	
GRD09-147	52.67	54.57	pyr	2	0.01		0.01	sox	0.5	
GRD09-147	54.57	59.89	pyr	1			0.01	sox	0.5	
GRD09-147	59.89	64.34	pyr	3	0.01			sox	0.5	
GRD09-147	64.34	69.9	pyr	4				sox	0.5	
GRD09-147	69.9	70.53	pyr	3				pyx	2	Trace of bornite.
GRD09-147	70.53	77.24	pyx	5				pyr	3	
GRD09-147	77.24	79.82	pyx	0.01				hem	2	
GRD09-147	79.82	80.94	pyx	0.01				sox	0.05	
GRD09-147	80.94	84.56	pyr	2	0.01			pyx	2	
GRD09-147	84.56	91.63	pyr	0.1				hem	0.1	
GRD09-147	91.63	93.03						sox	0.3	
GRD09-147	93.03	93.82						sox	0.1	
GRD09-147	93.82	94.18	pyr	0.05				sox	0.1	
GRD09-147	94.18	96.13	pyr	0.01						
GRD09-147	96.13	98.24	pyr	0.01						
GRD09-147	98.24	98.78						sox	0.01	
GRD09-147	98.78	99.74						sox	0.01	
GRD09-147	99.74	100.64						sox	0.01	
GRD09-147	100.64	101.93	pyr	0.01				sox	0.01	
GRD09-147	101.93	102.61	pyr	0.01				sul	0.1	
GRD09-147	102.61	103.57						sul	0.01	
GRD09-147	103.57	106.97	pyr	0.01				sul	0.01	
GRD09-147	106.97	107.92	pyr	0.1						
GRD09-147	107.92	110.03	pyr	0.01				sul	0.01	
GRD09-147	110.03	111.08						sul	0.01	
GRD09-147	111.08	111.86	pyr	0.01				sul	0.05	
GRD09-147	111.86	115.57	pyr	0.05				sul	0.1	
GRD09-147	115.57	117.94						sul	0.01	
GRD09-147	117.94	124.87	pyr	0.1	0.01			hem	0.05	
GRD09-147	124.87	125.85	pyr	0.05	0.01			hem	0.01	

Hole_ID	Min_From	Min_To	pyrite	Pyrite %	Cpy%	Prt%	Asp%	Other	Other%	Mineralization Description
GRD09-147	125.85	132.28	pyr	0.2						
GRD09-147	132.28	135.54	pyr	0.05						
GRD09-147	135.54	136.33	pyr	0.01						
GRD09-147	136.33	136.73	pyr	0.1				sul	0.2	
GRD09-147	136.73	137.25						hem	0.05	
GRD09-147	137.25	138.02	pyr	0.5						
GRD09-147	138.02	139.01	pyr	0.1				sul	0.3	
GRD09-147	139.01	140.34	pyr	2	0.01					
GRD09-147	140.34	140.71	pyr	0.5				sul	1	
GRD09-147	140.71	141.22	pyr	0.05				sul	0.2	
GRD09-147	141.22	144.65	pyr	0.2	0.01					
GRD09-147	144.65	145.59	pyr	0.05				sul	0.5	
GRD09-147	145.59	146.1	pyr	0.05				sul	0.2	
GRD09-147	146.1	146.57	pyr	0.2				sul	0.3	
GRD09-147	146.57	148.9	pyr	0.1				sul	0.2	
GRD09-147	148.9	150.32	pyr	3				sul	0.1	
GRD09-147	150.32	151.18	pyr	25	0.1		0.01	sul	10	Mineralization of matrix and clasts.
GRD09-147	151.18	154.01	pyr	4				sul	2	Within schist material.
GRD09-147	154.01	155.43	pyr	0.2						
GRD09-147	155.43	158.29	pyr	0.5				sul	0.3	
GRD09-147	158.29	160.02	pyr	0.1				sul	0.1	
GRD09-147	160.02	160.72	pyr	0.1				sul	0.1	
GRD09-147	160.72	161.8						sul	0.01	
GRD09-147	161.8	163.49	pyr	0.1	0.01					
GRD09-147	163.49	167.76	pyr	0.5	0.01			sul	0.5	
GRD09-147	167.76	169.45	pyr	0.5				sul	0.5	
GRD09-147	169.45	173.59	pyr	1	0.1					
GRD09-147	173.59	175.19	pyr	0.2	0.01					
GRD09-147	175.19	175.85	pyr	1	0.1					
GRD09-147	175.85	177.46	pyr	0.05						
GRD09-147	177.46	177.89	pyr	0.1	0.01					
GRD09-147	177.89	179.72	pyr	0.1	0.01					
GRD09-147	179.72	180.74	pyr	0.05						
GRD09-147	180.74	182.33	pyr	0.01						
GRD09-147	182.33	185.34	pyr	0.1						
GRD09-147	185.34	187.13	pyr	1	0.01	0.01				
GRD09-147	187.13	189.46	pyr	0.1		0.01				
GRD09-147	189.46	190.47	pyr	0.01						
GRD09-147	190.47	196.46	pyr	0.3	0.01	0.01				
GRD09-147	196.46	197.6	pyr	0.01				sul	0.01	
GRD09-147	197.6	198.79	pyr	0.2				pyx	0.3	
GRD09-147	198.79	200.29	pyr	0.01				sul	0.1	
GRD09-147	200.29	202.92						sul	0.01	
GRD09-147	202.92	204.03	pyr	1				sul	1.5	
GRD09-147	204.03	204.59	pyr	0.1						
GRD09-147	204.59	205	pyr	0.2				sul	0.5	
GRD09-147	205	209.24	pyr	0.1				sul	0.2	
GRD09-147	209.24	221.89	pyr	0.1						
GRD09-147	221.89	224.53	pyr	0.5	0.05	0.2				
GRD09-147	224.53	224.84	pyr	0.1						
GRD09-147	224.84	225.27	pyr	0.3						
GRD09-147	225.27	225.45	bpy	50	1					
GRD09-147	225.45	225.62	pyr	10	0.1					
GRD09-147	225.62	226.39	pyr	1				sul	3	
GRD09-147	226.39	226.77	pyr	3	1.5	70				
GRD09-147	226.77	227.87	pyr	20	2	25		nau	0.01	
GRD09-147	227.87	228.35	pyr	10	2.5	30				
GRD09-147	228.35	228.78	pyr	1	0.1	5				
GRD09-147	228.78	230.13	pyr	3	2.5	40				
GRD09-147	230.13	230.53	pyr	30	1	7				
GRD09-147	230.53	232.9	pyr	3	3	50				
GRD09-147	232.9	233.34	pyr	15	1	0.1				
GRD09-147	233.34	233.74	pyr	30	1					
GRD09-147	233.74	234.5	pyr	25	0.5					
GRD09-147	234.5	238.21	pyr	0.5	0.1					
GRD09-147	238.21	239.03	pyr	1						

Hole_ID	Min_From	Min_To	pyrite	Pyrite %	Cpy%	Prt%	Asp%	Other	Other%	Mineralization Description
GRD09-147	239.03	241.03	pyr	0.3						
GRD09-147	241.03	249.26	pyr	0.3	0.01			hem	0.01	
GRD09-147	249.26	251.03	pyr	0.5	0.01					
GRD09-147	251.03	251.9	pyr	1						
GRD09-147	251.9	254.56	pyr	0.2						
GRD09-147	254.56	256.38	pyr	0.1						
GRD09-147	256.38	256.8	pyr	2	0.05					
GRD09-147	256.8	258.14	pyr	0.3	0.01					
GRD09-147	258.14	263.12	pyr	0.2						
GRD09-147	263.12	266.34	pyr	0.1				sul	0.2	
GRD09-147	266.34	266.7	pyr	0.1				sul	0.1	
GRD09-147	266.7	267.97	pyr	0.01						
GRD09-147	267.97	274.57	pyr	0.2	0.01					
GRD09-147	274.57	275.36	pyr	0.1						Disseminated within the clasts.
GRD09-147	275.36	277.05	pyr	0.01						
GRD09-147	277.05	278.56	pyr	0.4				sul	0.6	
GRD09-147	278.56	284.47	pyr	0.2						
GRD09-147	284.47	285.78	pyr	0.4				sul	0.6	
GRD09-147	285.78	286.2	pyr	0.2						Sulphides within clasts.
GRD09-147	286.2	287.32	pyr	0.01						
GRD09-147	287.32	287.97						sul	0.01	
GRD09-147	287.97	291.55	pyr	0.2						
GRD09-147	291.55	292.91	pyr	0.2	0.01					
GRD09-147	292.91	293.22	pyr	0.01						
GRD09-147	293.22	297.25	pyr	0.2	0.01					
GRD09-147	297.25	298.5	pyr	0.1						
GRD09-147	298.5	303.28	pyr	0.1	0.01					

Hole_ID	Structure From	Structure To	foliation CA	Beta	foliation strike	foliation dip	Struct_type1	Struct_subtype1	Struct_CA1	Struct_Beta1	Struct_strike1	Struct_dip1	Structure Description
GRD09-147	1.67	2.74	65										
GRD09-147	2.74	4.25	65										
GRD09-147	5.08	5.13					FAU		65				
GRD09-147	5.13	7.05	60										
GRD09-147	7.05	7.22					BRX						
GRD09-147	7.22	9.49					FRC						
GRD09-147	9.49	11.779	63										
GRD09-147	11.779	11.78					CTC	MGR-SCH	50				
GRD09-147	11.78	13.89	60										
GRD09-147	13.89	17.37	60										
GRD09-147	17.37	21.02	70										
GRD09-147	21.02	21.97	60										
GRD09-147	21.97	22.71	50										
GRD09-147	22.71	22.711					CTC	SCH-MGR	47				
GRD09-147	23.449	23.45					CTC	MGR-SCH	50				
GRD09-147	23.45	24.38	55										
GRD09-147	24.38	24.77	60	135	158	22							165/13 Brunton.
GRD09-147	24.77	25.38	60										
GRD09-147	25.38	27.08	52										
GRD09-147	27.08	27.081					CTC	SCH-MGR	50				
GRD09-147	27.489	27.49					CTC	MGR-SCH					Uneven contact.
GRD09-147	27.49	30.96	60										
GRD09-147	30.96	31.15					DYK	MGR	45				
GRD09-147	31.15	31.39	48										
GRD09-147	31.39	31.42					DYK	MGR					Bleb in half the core.
GRD09-147	31.42	31.51	50										
GRD09-147	31.51	31.61					DYK	MGR	59				
GRD09-147	31.61	33	45										
GRD09-147	33	33.46	45										
GRD09-147	33.46	33.49					BRX		50				
GRD09-147	33.49	34.84	50										
GRD09-147	34.84	36.31	45										
GRD09-147	36.31	39.02	40										
GRD09-147	39.02	39.021					CTC	AMP-GRA	30				
GRD09-147	39.299	39.3					CTC	GRA-AMP	50				
GRD09-147	39.3	39.48	50										
GRD09-147	39.48	39.481					CTC	AMP-AMP	60				
GRD09-147	40.79	40.87					DYK	MGR	40				
GRD09-147	42.46	42.58					DYK	GRN	20				
GRD09-147	45.04	45.52					SHR		58	85	138	45	154/43 Brunton.
GRD09-147	46.35	46.46					BRX		40				
GRD09-147	48.03	48.64					SHR		65				
GRD09-147	49.19	49.191					CTC	AMP-SCH	70				Possible contact, masked by alteration and oxidation.
GRD09-147	49.191	49.57	65										
GRD09-147	49.57	49.571					CTC	SCH-GRN	50				
GRD09-147	49.571	49.84					CTC	GRN-BRX	50				
GRD09-147	49.84	49.96					BRX		50				
GRD09-147	49.96	49.961					CTC	BRX-QFP	45				
GRD09-147	50.379	50.38					CTC	QFP-SCH	50				
GRD09-147	50.38	51.82	50										
GRD09-147	51.82	52.67	70	56	114	45							115/53 Brunton.
GRD09-147	52.67	52.671					CTC	SCH-MGR	60	50	118	55	
GRD09-147	54.569	54.57					CTC	MGR-SCH	70	245	49	28	
GRD09-147	54.57	55.49	58	142	166	20							173/25 Brunton.
GRD09-147	55.49	55.63					DYK	MGR	60	90	138	42	
GRD09-147	55.63	59.89	45										
GRD09-147	59.89	59.891					CTC	SCH-QFP	40				
GRD09-147	69.899	69.9					CTC	QFP-SCH	38	60	134	77	
GRD09-147	69.9	70.53	37	150	200	25							190/30 Brunton.
GRD09-147	70.53	70.531					CTC	SCH-QFP	55	200	30	13	
GRD09-147	77.239	77.24					CTC	QFP-BRX	40				
GRD09-147	77.24	79.82					BRX		34	60	137	81	
GRD09-147	84.559	84.56					CTC	QFP-SCH	25				
GRD09-147	84.56	86.97	36										
GRD09-147	86.97	88.81	70										
GRD09-147	88.81	88.97					DYK	MGR	60				
GRD09-147	88.97	91.4	85										
GRD09-147	91.4	91.44					DYK	MGR	80				
GRD09-147	91.44	91.63	80										
GRD09-147	91.63	91.631					CTC	SCH-MGR	60				
GRD09-147	93.029	93.03					CTC	MGR-SCH	60				
GRD09-147	93.03	93.15	70										
GRD09-147	93.15	93.47					DYK	MGR	70				
GRD09-147	93.47	93.82	60										
GRD09-147	93.82	93.821					CTC	SCH-MGR	75				

Hole_ID	Structure From	Structure To	foliation CA	Beta	foliation strike	foliation dip	Struct_type1	Struct_subtype1	Struct_CA1	Struct_Beta1	Struct_strike1	Struct_dip1	Structure Description
GRD09-147	94.179	94.18					CTC	MGR-SCH	65				
GRD09-147	94.18	96.13					BRX						
GRD09-147	96.13	96.71	70										
GRD09-147	96.71	96.74					DYK	MGR	65				
GRD09-147	96.74	96.9	70										
GRD09-147	96.9	97.1					DYK	MGR	65				
GRD09-147	97.1	98.24	80										
GRD09-147	101.929	101.931					CTC	FIN-BRX	15				
GRD09-147	101.931	102.61					BRX						
GRD09-147	102.61	102.611					CTC	BRX-MGR	40				
GRD09-147	103.32	103.569	45										
GRD09-147	103.569	103.57					CTC	MGR-SCH	40				
GRD09-147	103.57	104.15	80										
GRD09-147	104.15	104.32					BRX		30				
GRD09-147	104.32	106.97	65										
GRD09-147	106.97	107.92					BRX						
GRD09-147	107.92	110.03					BRX						
GRD09-147	111.079	111.08					CTC	MGR-BRX	50				
GRD09-147	111.08	111.86					BRX		30				
GRD09-147	111.86	114.49	45										
GRD09-147	114.49	114.77					DYK	MGR	30				
GRD09-147	114.77	115.57	50										
GRD09-147	115.57	117.94					FRC		50				
GRD09-147	117.94	121.48	30										
GRD09-147	121.48	121.62					BRX		25				
GRD09-147	121.62	124.87	45										
GRD09-147	125.35	125.42					BRX						
GRD09-147	125.42	132.28	50										
GRD09-147	132.28	134.12	50										
GRD09-147	134.12	135.03	80										
GRD09-147	135.03	135.15					DYK	MGR					Uneven contacts
GRD09-147	135.15	135.54	40										
GRD09-147	135.54	136.33					FAU		50				
GRD09-147	136.33	136.331					CTC	FAU-MGR	70				
GRD09-147	136.73	137.25					FAU		50				
GRD09-147	137.25	138.02					FRC		80				
GRD09-147	138.02	138.021					CTC	SCH-MGR	80				
GRD09-147	138.26	138.46					BRX		75				
GRD09-147	139.009	139.01					CTC	MGR-AMP	73				
GRD09-147	140.02	140.09					DYK	MGR	60				
GRD09-147	140.35	140.71					BRX						
GRD09-147	141.219	141.22					CTC	MGR-SCH	70				
GRD09-147	141.22	141.45	50	340	209	15							80/70 Brunton.
GRD09-147	141.45	145.489	80										
GRD09-147	145.489	145.49					CTC	MGR-SCH	65				
GRD09-147	145.49	145.96	80										
GRD09-147	145.96	146.1					DYK	MGR	75				
GRD09-147	146.1	146.101					CTC	MGR-MAI	65				
GRD09-147	146.569	146.57					CTC	MAI-SCH	50				
GRD09-147	146.57	148.9	80										
GRD09-147	148.9	148.901					CTC	SCH-MAI	60				
GRD09-147	150.319	150.32					CTC	MAI-BRX	15				
GRD09-147	150.32	151.18					BRX		20				
GRD09-147	151.18	154.01					BRX						
GRD09-147	154.01	155.43					FAU						
GRD09-147	155.43	156					BRX						
GRD09-147	156	156.42	30										
GRD09-147	156.42	156.57					BRX						
GRD09-147	156.57	158.29	35										
GRD09-147	158.29	160.02					FRC						
GRD09-147	160.02	160.72					BRX						
GRD09-147	160.72	161.8					FAU		50				
GRD09-147	161.8	163.49					BRX						
GRD09-147	163.49	164.04	30										
GRD09-147	164.04	164.75					BRX		30				x-cuts foliation.
GRD09-147	164.75	167.76	55										
GRD09-147	167.76	167.761					CTC	SCH-MGR	60				
GRD09-147	168.07	168.23					XEN	SCH					
GRD09-147	168.33	168.42					XEN	SCH					
GRD09-147	168.49	168.57					XEN	SCH					
GRD09-147	168.94	169	20										
GRD09-147	169	169.001					CTC	MGR-MGR	13				Possible contact between a foliated microgranite and equigranular microgranite.
GRD09-147	169.449	169.45					CTC	MGR-SCH	30				
GRD09-147	169.45	172.06	30										

Hole_ID	Structure From	Structure To	foliation CA	Beta	foliation strike	foliation dip	Struct_type1	Struct_subtype1	Struct_CA1	Struct_Beta1	Struct_strike1	Struct_dip1	Structure Description
GRD09-147	172.06	172.3					BRX		20				
GRD09-147	172.3	173.59	45										
GRD09-147	173.59	175.19					FRC		50				Fracturing is mostly subparallel to foliation with a few perpendicular to foliation.
GRD09-147	175.19	175.191					CTC	SCH-MGR	40				
GRD09-147	175.849	175.85					CTC	MGR-SCH	40				
GRD09-147	175.85	177.46					FRC		40				Fracturing is mostly subparallel to foliation with a few perpendicular to foliation.
GRD09-147	177.46	177.89	35										
GRD09-147	177.89	179.72	50										
GRD09-147	179.72	180.09	40										
GRD09-147	180.09	180.31					DYK	MGR					
GRD09-147	180.31	180.53	30										
GRD09-147	180.53	180.74					DYK	MGR	45				
GRD09-147	180.74	182.33	40										
GRD09-147	182.33	185.34					BRX						
GRD09-147	186.13	187.13	60										
GRD09-147	187.13	188.46	80										
GRD09-147	188.46	188.72					DYK	MGR	65				
GRD09-147	188.72	189.46	60										
GRD09-147	189.46	189.461					CTC	SCH-MGR	75				
GRD09-147	189.461	189.639	75										
GRD09-147	189.639	189.64					CTC	MGR-SCH	73				
GRD09-147	189.64	189.69					XEN	SCH					
GRD09-147	189.69	189.691					CTC	SCH-MGR	60				
GRD09-147	189.96	190.06					XEN	SCH					
GRD09-147	190.469	190.47					CTC	MGR-SCH	50				
GRD09-147	190.47	193.26	80										
GRD09-147	193.26	193.37					FAU		80				
GRD09-147	193.37	193.61	80										
GRD09-147	193.61	193.75					FAU		80				
GRD09-147	193.75	195.12	80										
GRD09-147	195.12	195.21					DYK	MGR	50				
GRD09-147	195.21	196.46	80										
GRD09-147	196.46	197.6	70										
GRD09-147	197.6	197.601					CTC	SCH-MGR	60				
GRD09-147	198.789	198.79					CTC	MGR-SCH	60				
GRD09-147	198.79	200.29	60										
GRD09-147	200.29	202.53	75										
GRD09-147	202.53	202.83	75	80	115	36							120/38 Brunton.
GRD09-147	202.83	202.92	75										
GRD09-147	202.92	202.921					CTC	SCH-MGR	70				
GRD09-147	204.029	204.03					CTC	MGR-SCH	65				
GRD09-147	204.03	204.59	75										
GRD09-147	204.59	204.591					CTC	SCH-MGR	15				
GRD09-147	204.591	204.999	75										
GRD09-147	204.999	205					CTC	MGR-SCH	55				
GRD09-147	205	206.04	75										
GRD09-147	206.04	206.41					FRC		20				
GRD09-147	206.41	207.44					FRC		15				
GRD09-147	207.44	209.24	70										
GRD09-147	209.24	210.04	80										
GRD09-147	210.04	210.11					DYK	MGR	55				
GRD09-147	210.19	210.25					DYK	MGR	70				
GRD09-147	210.25	213.75	70										
GRD09-147	213.75	213.78					DYK	MGR	60				
GRD09-147	213.78	214.11	60										
GRD09-147	214.11	214.16					DYK	MGR					
GRD09-147	214.16	214.89	65										
GRD09-147	214.89	214.95					DYK	MGR	60				
GRD09-147	214.95	215.25	70										
GRD09-147	215.25	215.3					DYK	MGR	80				
GRD09-147	215.3	216.05	65										
GRD09-147	216.05	216.29					DYK	MGR	70				
GRD09-147	216.29	216.98	70										
GRD09-147	216.98	217.08					DYK	MGR	70				
GRD09-147	217.08	220.87	75										
GRD09-147	220.87	221.4	75	80	115	36							110/35 Brunton.
GRD09-147	221.4	221.89	75										
GRD09-147	221.89	222.98	75										
GRD09-147	222.98	223.19					DYK	MGR	60				
GRD09-147	223.79	223.97					DYK	MGR	60				
GRD09-147	223.97	224.53	65										
GRD09-147	224.53	224.84	75										
GRD09-147	224.84	225.27	60										
GRD09-147	225.27	225.271					CTC	SCH-MSK	67				

Hole_ID	Structure From	Structure To	foliation CA	Beta	foliation strike	foliation dip	Struct_type1	Struct_subtype1	Struct_CA1	Struct_Beta1	Struct_strike1	Struct_dip1	Structure Description
GRD09-147	225.45	225.451					CTC	MSK-MGR	75				
GRD09-147	226.389	226.39					CTC	MGR-MSK	70	150	127	17	
GRD09-147	226.39	226.391					CTC	MSK-FIN	70	180	90	11	
GRD09-147	226.589	226.59					CTC	FIN-MSK	67	176	101	8	
GRD09-147	228.35	228.351					CTC	MSK-MGR	30	220	331	40	
GRD09-147	228.779	228.78					CTC	MGR-MSK	20	200	299	42	
GRD09-147	230.13	230.53	60										
GRD09-147	230.53	232.9	75										
GRD09-147	232.9	233.34	70										
GRD09-147	233.34	233.341					CTC	MSK-MSK	60	200	14	10	
GRD09-147	233.739	233.74					CTC	MSK-MSK	65	210	36	15	
GRD09-147	234.33	234.5	65	125	143	26							
GRD09-147	234.5	234.83	80	223	73	25							65/16 Brunton.
GRD09-147	234.83	234.88					DYK	MGR	60	173	161	4	
GRD09-147	234.88	236.35	70	190	73	12							
GRD09-147	236.35	236.4					DYK	MGR	70	195	66	13	
GRD09-147	236.4	237.2	71	185	82	12							
GRD09-147	237.2	237.36					DYK	MGR	70				
GRD09-147	237.36	238.21	70										
GRD09-147	238.21	238.211					CTC	SCH-MGR	75				
GRD09-147	238.211	239.029	70										
GRD09-147	239.029	239.03	75										
GRD09-147	239.03	239.3	75										
GRD09-147	239.3	239.33					DYK	MGR	80	142	105	24	
GRD09-147	239.36	239.39					DYK	MGR	80	135	107	25	
GRD09-147	239.39	239.76	70	180	90	11							
GRD09-147	239.76	240.01					BRX		20	60	145	87	
GRD09-147	240.01	240.3	78	170	96	19							
GRD09-147	240.3	241.03	80										
GRD09-147	241.03	241.81	80										
GRD09-147	241.81	242.82	80	180	90	21							
GRD09-147	242.82	245.37	75										
GRD09-147	245.37	245.52	75	195	77	17							
GRD09-147	245.52	249.26	80										
GRD09-147	249.26	251.03	75										
GRD09-147	251.03	251.031					CTC	SCH-MGR	75				
GRD09-147	251.899	251.9					CTC	MGR-SCH	80	190	85	21	
GRD09-147	251.9	252.98	70	155	124	15							
GRD09-147	252.98	254.06	70										
GRD09-147	254.06	254.11					DYK	MGR	70				
GRD09-147	254.11	254.48	80										
GRD09-147	254.48	254.51					DYK	MGR	80				
GRD09-147	254.51	254.56	80										
GRD09-147	254.56	254.561					CTC	SCH-MGR	80	61	105	37	115/37 Brunton.
GRD09-147	254.561	256.379	65	83	129	41							
GRD09-147	256.379	256.38					CTC	MGR-UNK	55	33	111	63	
GRD09-147	256.8	256.801					CTC	UNK-MGR	65	55	117	49	
GRD09-147	256.801	258.139	65	30	105	54							
GRD09-147	258.139	258.14					CTC	MGR-SCH	75	238	60	26	
GRD09-147	258.14	258.36	75	238	60	26							64/32 Brunton.
GRD09-147	258.36	258.39					DYK	MGR	80	250	70	29	
GRD09-147	258.39	259.06	70	260									52/33 Brunton.
GRD09-147	259.06	259.061					CTC	SCH-BRX	40	115	176	44	
GRD09-147	259.279	259.28					CTC	BRX-SCH	30	65	144	76	
GRD09-147	259.28	261.66	75	255	60	30							50/40 Brunton.
GRD09-147	261.66	261.74					DYK	MGR	32	200			305/30 Brunton.
GRD09-147	261.74	263.12	75	235	60	25							
GRD09-147	263.12	263.25					BRX						
GRD09-147	263.25	264.25	70										
GRD09-147	264.25	264.41					BRX		50				
GRD09-147	264.41	265.04	70										
GRD09-147	265.04	265.08					BRX		55				
GRD09-147	265.08	265.87	70										
GRD09-147	265.87	266.01					DYK	MGR	65				
GRD09-147	266.01	266.34	65										
GRD09-147	266.34	266.341					CTC	SCH-MGR	80				
GRD09-147	266.341	266.7	70										
GRD09-147	266.7	266.88	75										
GRD09-147	266.88	266.92					DYK	MGR	70				
GRD09-147	266.92	267.97	60										
GRD09-147	267.97	268.3	70										
GRD09-147	268.3	268.36					DYK	MGR					
GRD09-147	268.38	268.51					DYK	MGR	70				
GRD09-147	268.51	269.75	75										
GRD09-147	269.75	269.8	75	330	79	45							80/48 Brunton.
GRD09-147	269.8	269.9					DYK	MGR	70	323	74	48	

Hole_ID	Structure From	Structure To	foliation CA	Beta	foliation strike	foliation dip	Struct_type1	Struct_subtype1	Struct_CA1	Struct_Beta1	Struct_strike1	Struct_dip1	Structure Description
GRD09-147	269.9	270.13	68	325	74	50							
GRD09-147	270.13	270.75	70										
GRD09-147	270.75	271.1					DYK	MGR	70				
GRD09-147	271.66	271.77					DYK	MGR	70				
GRD09-147	271.77	272.4	67										
GRD09-147	272.4	272.49					DYK	MGR	80				
GRD09-147	272.49	272.77	80										
GRD09-147	272.77	272.85					DYK	MGR	80				
GRD09-147	272.85	273.13	60										
GRD09-147	273.13	273.17					DYK	MGR	60				
GRD09-147	273.17	273.38	70										
GRD09-147	273.38	273.7					DYK	MGR	50				
GRD09-147	273.7	275.36					BRX						
GRD09-147	275.36	275.46					DYK	MGR	65				
GRD09-147	275.46	275.84	60										
GRD09-147	275.84	275.89					DYK	MGR	70				
GRD09-147	275.89	277.05	70										
GRD09-147	277.05	277.051					CTC	SCH-MGR	70				
GRD09-147	278.559	278.56					CTC	MGR-SCH	75				
GRD09-147	278.71	278.86					DYK	GRA	30				
GRD09-147	278.86	279.38	70										
GRD09-147	279.38	279.47					SHR		70				
GRD09-147	279.47	282.53	70										
GRD09-147	282.53	282.62					DYK	MGR	75				
GRD09-147	282.62	283.28	60										
GRD09-147	283.28	283.34					DYK	MGR	70				
GRD09-147	283.34	284.47					FRC						
GRD09-147	284.47	284.471					CTC	SCH-MGR	60				
GRD09-147	284.559	284.56					CTC	MGR-SCH	63				
GRD09-147	284.68	284.681					CTC	SCH-MGR	40				
GRD09-147	284.899	284.9					CTC	MGR-SCH	60				
GRD09-147	284.97	284.971					CTC	SCH-MGR	60				
GRD09-147	285.019	285.02					CTC	MGR-SCH	60				
GRD09-147	285.07	285.071					CTC	SCH-MGR	65				
GRD09-147	285.369	285.37					CTC	MGR-SCH	70				
GRD09-147	285.44	285.441					CTC	SCH-MGR	70				
GRD09-147	285.78	286.2					BRX		30				
GRD09-147	286.2	287.32	70										
GRD09-147	287.32	287.321					CTC	SCH-MGR	55				
GRD09-147	287.969	287.97					CTC	MGR-SCH	70	80	122	39	
GRD09-147	287.97	288.9	70	183	85	11							
GRD09-147	288.9	288.94					DYK	MGR	50	155	201	17	
GRD09-147	288.94	291.55	70	195	66	13							
GRD09-147	291.55	292.91					FRC						
GRD09-147	292.91	293.22					FAU		70				
GRD09-147	293.22	294.93	80										
GRD09-147	294.93	295.02					BRX		30				
GRD09-147	295.02	297.25	80										
GRD09-147	297.25	297.251					CTC	SCH-MGR	70				
GRD09-147	297.88	297.881					CTC	MGR-MGR	65				
GRD09-147	297.959	297.96					CTC	MGR-MGR	65				
GRD09-147	298.499	298.5					CTC	MGR-SCH	70				
GRD09-147	298.5	299.81	75										
GRD09-147	299.81	299.84					DYK	MGR	70				x-cuts foliation.
GRD09-147	299.84	300.57	80										
GRD09-147	300.57	300.68					DYK	MGR	80				
GRD09-147	300.68	300.98	75										
GRD09-147	300.98	301.03					DYK	MGR	80				
GRD09-147	301.03	302	70										
GRD09-147	302	302.05					DYK	MGR					
GRD09-147	302.05	302.38	75										
GRD09-147	302.38	302.69					DYK	MGR	75				
GRD09-147	302.69	303.28	80										

Hole_ID	Vein From	Vein To	Number of Veins	Cummulative Vein Thickness mm	Common Thickness mm	Vein Inf-Type_1	Dominent Inf-Mineralogy_1	Sulfide Mineralogy_1_1	Sulfide Mineralogy_1_2	Sulfide Mineralogy_1_3	Total Sulfde %_1	Vein CA_1	Inf-Beta_1	Inf-Strike_1	Inf-dip_1	Vein Inf-Type_2	Dominent Inf-Mineralogy_2	Sulfide Mineralogy_2_1	Sulfide Mineralogy_2_2	Sulfide Mineralogy_2_3	Total Sulfde %_2	Vein CA_2	Inf-Beta_2	Inf-Strike_2	Inf-dip_2	Vein Zone Description
GRD09-147	1.67	2.74	9	6	0.5	NS	lim									NS	qtz	pyr			5					
GRD09-147	2.74	4.25	62	35	0.5	NS	lim									PL	sox	sox	asp	pyx	70	40				Vein type 2 is mostly dark oxidized sulphides, could be oxidized arsenopyrite.
GRD09-147	4.25	5.13	4	5	1	NS	lim																			
GRD09-147	5.13	7.05	31	28	1	NS	lim	hem			20					PL	hem	hem			50	30				
GRD09-147	7.05	7.22	1	170		CE	cla	lim																		
GRD09-147	7.22	9.49	58	32	0.5	NS	lim	hem			5					NS	lim	hem			30					
GRD09-147	9.49	11.78	58	34	0.5	NS	lim	hem			10					PL	cla	lim				40				
GRD09-147	11.78	13.89	82	52	0.5	NS	lim	hem	sox		5					PL	qtz					60				Vein type 2 parallel to foliation.
GRD09-147	13.89	17.37	114	62	0.5	NS	lim	hem	sox		10					PL	lim	hem	sox	pyr	20	40				
GRD09-147	17.37	21.02	41	25	0.5	NS	cla	lim	hem		1					PL	lim					65				
GRD09-147	21.02	21.97	25	18	0.5	NS	lim	hem	sox		3					PL	lim	sox	pyr		5	60				Vein type 2 x-cuts foliation.
GRD09-147	21.97	22.71	24	20	1	NS	lim	hem	sox		2					PL	lim	sox	hem		35	60				
GRD09-147	22.71	23.45	22	12	0.5	NS	lim	hem	pyr		5					PL	qtz					30				
GRD09-147	23.45	25.38	46	31	0.5	NS	lim									PL	lim					60				
GRD09-147	25.38	27.08	39	31	0.5	NS	lim	sox	pyr		5					PL	lim					50				
GRD09-147	27.08	27.49	39	22	0.5	NS	lim	hem			5					PL	lim	sox	pyr		5	50	60	130	61	
GRD09-147	27.49	33	76	47	0.5	NS	lim	sox			5					PL	lim	sox	hem	pyr	5	20				
GRD09-147	33	33.46	18	11	0.5	NS	lim	hem			5					NS	cla	sox			5					
GRD09-147	33.46	33.49	1	30	30	CE	qtz																			
GRD09-147	33.49	34.84	27	21	0.5	PL	lim	hem	sox		5	25				PL	qtz	lim				50				
GRD09-147	34.84	36.31	44	29	0.5	NS	lim	sox	hem		3					NS	qtz	sox	pyr		5					
GRD09-147	36.31	39.02	29	16	0.5	NS	qtz	pyr			50					NS	lim	pyr	hem		5					
GRD09-147	39.02	39.3	17	10	0.5	NS	lim									NS	qtz									
GRD09-147	39.3	39.48	3	2	0.5	PL	lim	hem			5	40														
GRD09-147	39.48	40.17	19	14	0.5	NS	lim	pyr	hem		5															
GRD09-147	40.17	41.29	20	15	0.5	NS	lim	hem	pyx		10					NS	cla	lim								
GRD09-147	41.29	42.58	17	15	0.5	NS	qtz	pyr			20					NS	lim	hem	pyx	pyr	15					A couple of pure quartz veins present.
GRD09-147	42.58	44.7	11	8	1	NS	lim	hem	pyr		15					NS	cla									
GRD09-147	44.7	45.52	38	117	0.5	NS	lim	hem	pyx	pyr	25					PL	fds					58	85	138	45	Vein type 2 is the intrusive veins.
GRD09-147	45.52	46.35	17	11	0.5	NS	lim	hem			15															
GRD09-147	46.35	46.46	1	110	110	CE	lim	hem			3															
GRD09-147	46.46	48.03	2	1	0.5	NS	lim	hem			30															
GRD09-147	48.03	48.64	31	23	0.5	NS	lim	hem			2					BR	cla					30				
GRD09-147	48.64	49.19	2	1	0.5	NS	lim																			
GRD09-147	49.19	49.57	13	15	0.5	VU	lim	hem	pyx		30	20				VU	lim	hem	pyx			30	55			
GRD09-147	49.57	49.84	23	22	0.5	NS	lim	hem			10					CE	lim	hem				35	50			
GRD09-147	49.84	49.96	1	120	120	CE	lim	hem			25															
GRD09-147	49.96	50.38	34	20	0.5	NS	lim									VU	lim	hem				5				
GRD09-147	50.38	51.02	8	74	0.5	NS	lim	pyr	pyx		15					CE	qtz	pyr	hem			30				
GRD09-147	51.02	52.67	81	61	0.5	NS	pyr	pyr	asp		50					PL	pyr	pyr	asp		40	52	120	165	33	
GRD09-147	52.67	54.57	106	126	1	NS	pyr	pyr	asp	cpy	60					VU	pyr	pyr	hem	asp	35					
GRD09-147	54.57	55.71	73	67	1	PL	qtz	pyr	sox	asp	35	58	142	166	20	PL	pyr	pyr	sox		60	50	345	80	70	Arsenopyrite vein at 49/28.
GRD09-147	55.71	59.89	69	59	0.5	NS	pyr	pyr			70					PL	qtz	pyr			5	35				
GRD09-147	59.89	64.34	118	64	0.5	NS	pyr	pyr	sox	cpy	65					PL	pyr	pyr	sox	cpy	65	70				
GRD09-147	64.34	69.9	79	47	0.5	NS	pyr	pyr			80					PL	pyr	pyr			80	60				
GRD09-147	69.9	69.92	1	20	20	PL	qtz	pyr			5	45	70	136	67											On contact between QFP and Schist.
GRD09-147	69.92	70.53	32	20	0.5	NS	pyx	pyx	pyr		90					NS	qtz	pyr			10					
GRD09-147	70.53	77.24	77	41	0.5	NS	pyr	pyr	pyx		90					NS	qtz	pyr	sox		10					
GRD09-147	77.24	79.82	26	20	1	NS	lim									NS	lim	hem			5					
GRD09-147	79.82	80.94	20	46	1	NS	lim	hem			3					CE	lim	hem			3					
GRD09-147	80.94	84.56	106	88	1	NS	pyr	pyr	sox	asp	80					CE	cla	lim	sox		5	25				
GRD09-147	84.56	91.63	212	132	1	NS	pyr	pyr	asp	cpy	65					PL	pyr	pyr	asp		90	40				Minor quartz veins parallel to foliation. Minor pyrite rich veins subparallel to foliation.
GRD09-147	91.63	93.03	28	35	0.5	NS	pyr	pyr			80					NS	qtz									

Hole_ID	Vein From	Vein To	Number of Veins	Cummulative Vein Thickness mm	Common Thickness mm	Vein Inf-Type_1	Dominent Inf-Mineralogy_1	Sulfide Mineralogy_1_1	Sulfide Mineralogy_1_2	Sulfide Mineralogy_1_3	Total Sulfde %_1	Vein CA_1	Inf-Beta_1	Inf-Strike_1	Inf-dip_1	Vein Inf-Type_2	Dominent Inf-Mineralogy_2	Sulfide Mineralogy_2_1	Sulfide Mineralogy_2_2	Sulfide Mineralogy_2_3	Total Sulfde %_2	Vein CA_2	Inf-Beta_2	Inf-Strike_2	Inf-dip_2	Vein Zone Description
GRD09-147	93.03	93.82	32	21	0.5	PL	lim	pyr			35	40				NS	pyr	pyr			80					
GRD09-147	93.82	94.18	9	12	0.5	NS	lim	pyr			15					DS	qtz	pyr			10					
GRD09-147	94.18	96.13	106	49	0.5	NS	cla	lim	pyx	pyr	5					NS	pyr	pyr			80					
GRD09-147	96.13	98.24	82	68	1	NS	qtz	pyr			4					NS	pyr	pyr	lim	cpy	65					
GRD09-147	98.24	98.78	19	10	0.5	PL	qtz					60				PL	pyr	pyr			80	55				
GRD09-147	98.78	99.74	46	23	0.5	PL	cla	lim				35				PL	pyr	pyr			60	60				
GRD09-147	99.74	100.64	50	25	0.5	NS	cla									PL	pyr	pyr	sox		75	55				
GRD09-147	100.64	101.93	52	38	0.5	NS	qtz	pyr	sox		25					NS	cla									
GRD09-147	101.93	102.61	78	36	0.5	NS	qtz	pyr			3					NS	cla	pyr			3					
GRD09-147	102.61	103.57	26	26	0.5	NS	pyr	pyr	sul		65					NS	cla	sul	pyr		5					
GRD09-147	103.57	104.15	51	38	0.5	PL	cla	pyr			3	35				NS	pyr	pyr			80					
GRD09-147	104.15	104.32	1	170	170	CE	cla																			
GRD09-147	104.32	106.97	68	48	1	NS	cla									PL	pyr	pyr	asp		65	40				
GRD09-147	106.97	107.92				CE	qtz	pyr	asp		3															
GRD09-147	107.92	110.03				CE	cla	pyr	sul		3															
GRD09-147	110.03	111.08	42	52	0.5	NS	cla	sul			3					BR	cla	sul	pyr		30	15				
GRD09-147	111.08	111.86	60	37	0.5	DS	pyr	pyr	asp		65					NS	cla									
GRD09-147	111.86	115.57	100	81	1	NS	cla	lim								PL	qtz	pyr	cpy		5	40				
GRD09-147	115.57	117.94	27	41	2	PL	qtz	pyr	sul		3	50				PL	cla					20				Vein type 1 parallel to foliation. Vein type 2 x-cuts foliation.
GRD09-147	117.94	121.48	89	97	2	DS	qtz	pyr			3	35				NS	pyr	pyr	cpy		60					Vein type 1 quartz sweats and bands following foliation.
GRD09-147	121.48	121.62	1			CE	qtz	pyr			5	30														
GRD09-147	121.62	124.87	98	76	0.5	NS	cla	pyr			5					PL	pyr	pyr	asp		65	50				Vein type 2 x-cuts foliation. Minor discontinuous quartz sweats and bands with trace of pyrite.
GRD09-147	124.87	125.35	10	23	0.5	PL	pyr	cpy			65	50				DS	qtz	pyr			1					Vein type 2 are discontinuous quartz bands and sweats.
GRD09-147	125.35	125.42	1			CE	cla	pyr			1	50														Breccia looks to be cutting the rough foliation.
GRD09-147	125.42	125.85	13	10	0.5	NS	cla	pyr			2					PL	pyr	pyr	asp		60	55				
GRD09-147	125.85	132.28	174	148	1	NS	cla	pyr			3					NS	pyr	pyr	asp	cpy	65					Sulphide rich veins are mainly parallel and x-cutting foliation. Unit contains quartz bands and sweats with minor pyrite.
GRD09-147	132.28	135.54	96	86	0.5	NS	cla	pyr			2					NS	pyr	pyr			70					Some sulphide rich veins parallel and x-cutting the foliation. Unit contains quartz bands and sweats with minor pyrite.
GRD09-147	135.54	136.33	10	7	0.5	DS	cla									NS	sul	sul	pyr		70					
GRD09-147	136.33	136.73	19	10	0.5	DS	sul	sul	pyr		80					NS	qtz	pyr			3					
GRD09-147	136.73	137.25	3	2	0.5	NS	sul	sul	pyr		80															
GRD09-147	137.25	138.02	24	16	0.5	PL	cla	lim				10				DS	qtz	pyr			5					
GRD09-147	138.02	139.01	49	24	0.5	NS	pyr	pyr	sul		80					PL	pyr	pyr	sul		80	60				
GRD09-147	139.01	140.34	24	36	0.5	NS	pyr	pyr	cpy		80					PL	pyr	pyr	asp	cpy	90	40				
GRD09-147	140.34	140.71	8	5	0.5	NS	pyr	pyr			65					PL	pyr	pyr	asp		80	30				
GRD09-147	140.71	141.22	16	10	0.5	NS	sul	sul	pyr		80					PL	sul	sul	pyr		80	60				
GRD09-147	141.22	144.65	124	75	0.5	NS	pyr	pyr	sul	asp	80					PL	pyr	pyr	asp		70	60				Quartz bands and sweats were not included.
GRD09-147	144.65	145.49	44	32	0.5	NS	pyr	pyr			80					PL	qtz	pyr	cpy		50	70	10	94	51	
GRD09-147	145.49	146.1	40	20	0.5	PL	pyr	pyr	asp		70	60				PL	cla	sul	pyr		20	3				
GRD09-147	146.1	146.57	25	14	0.5	NS	sul	sul	pyr		70					PL	qtz	pyr			2	50				
GRD09-147	146.57	148.9	92	103	1	PL	qtz	pyr			3	80				PL	qtz	pyr	cpy		30	75				Vein type 1 quartz bands and sweats parallel and subparallel to the foliation. Vein type 2 x-cuts foliation.
GRD09-147	148.9	150.32	80	68	1	NS	lim	sul	pyr		35					PL	qtz	pyr	cpy	asp	50	55				
GRD09-147	150.32	151.18	2	2	1	NS	pyr	pyr			80															
GRD09-147	151.18	154.01	155	96	1	NS	cla	pyr	sul		30					PL	pyr	pyr	cpy		70	70				
GRD09-147	154.01	155.43	1	2	2	PL	pyr	pyr	cpy		80	65														Within a remnant schist section.

Hole_ID	Vein From	Vein To	Number of Veins	Cummulative Vein Thickness mm	Common Thickness mm	Vein Inf-Type_1	Dominent Inf-Mineralogy_1	Sulfide Mineralogy_1_1	Sulfide Mineralogy_1_2	Sulfide Mineralogy_1_3	Total Sulfde %_1	Vein CA_1	Inf-Beta_1	Inf-Strike_1	Inf-dip_1	Vein Inf-Type_2	Dominent Inf-Mineralogy_2	Sulfide Mineralogy_2_1	Sulfide Mineralogy_2_2	Sulfide Mineralogy_2_3	Total Sulfde %_2	Vein CA_2	Inf-Beta_2	Inf-Strike_2	Inf-dip_2	Vein Zone Description
GRD09-147	155.43	158.29	115	74	0.5	PL	pyr	pyr			70	65				DS	pyr	pyr	sul		80					
GRD09-147	158.29	160.02	30	20	0.5	PL	pyr	pyr	sul		60	60				NS	cla									
GRD09-147	160.02	160.72	24	18	0.5	PL	pyr	pyr	sul		80	55				NS	cla	pyr			5					
GRD09-147	160.72	161.8	6	3	0.5	NS	qtz	sul	pyr		10															Within a competant section of schist.
GRD09-147	161.8	163.49	63	33	0.5	PL	pyr	pyr	cpy		80	65				DS	pyr	pyr	sul		80					
GRD09-147	163.49	167.76	133	70	0.5	PL	pyr	pyr	cpy		60	75				PL	cla	pyr			5	30				
GRD09-147	167.76	169.45	111	61	0.5	PL	qtz	pyr	cpy		15	80				PL	pyr	pyr			80	70				Vein type 1 x-cuts Vein type 2.
GRD09-147	169.45	173.59	234	128	0.5	DS	pyr	pyr	cpy		80					PL	qtz	pyr	cpy		50	70				
GRD09-147	173.59	175.19	38	20	0.5	NS	cla									NS	qtz	pyr	prt		1					
GRD09-147	175.19	175.85	77	35	0.5	DS	pyr	pyr	cpy		80					NS	pyr	pyr	cpy		60					
GRD09-147	175.85	177.46	23	12	0.5	NS	cal									NS	pyr	pyr			60					
GRD09-147	177.46	177.89	16	16	2	PL	qtz	cpy	pyr		5	50				NS	cal									Vein type 1 x-cuts foliation and is x-cut by vein type 2.
GRD09-147	177.89	179.72	52	35	0.5	NS	cal									PL	qtz	cpy	pyr		5	40				Vein type 2 x-cuts the foliation.
GRD09-147	179.72	180.74	62	33	0.5	NS	qtz	pyr	cpy		40					PL	qtz	pyr	cpy		10	30				Few calcite veinlets with sulphides.
GRD09-147	180.74	182.33	63	30	0.5	NS	ser									NS	cal									
GRD09-147	182.33	185.34	50	32	0.5	NS	pyr	pyr			80					PL	pyr	pyr	sul		70	65				
GRD09-147	185.34	187.13	34	17	0.5	NS	bio									NS	pyr	pyr	prt		60					
GRD09-147	187.13	189.46	52	76	2	PL	qtz	pyr			1	65				NS	pyr	pyr	cpy	prt	65					Unit is mostly composed of quartz bands and sweats.
GRD09-147	189.46	190.47	52	28	0.5	NS	pyr	pyr	cpy	prt	90					NS	qtz									Vein type 1 is mostly pyrite.
GRD09-147	190.47	196.46	106	113	1	NS	pyr	pyr	cpy	asp	60					PL	qtz	pyr			1	80				
GRD09-147	196.46	197.6	79	66	0.5	NS	pyr	pyr	cpy	asp	80					PL	pyr	pyr	cpy		80	75				Vein type 2 subparallel to foliation.
GRD09-147	197.6	198.79	53	32	0.5	NS	pyr	pyr	sul	cpy	80					NS	qtz	pyr	sul	cpy	15					Vein type 1 x-cuts vein type 2.
GRD09-147	198.79	200.29	93	82	1	NS	pyr	pyr	sul	cpy	80					PL	qtz	pyr			1	60				
GRD09-147	200.29	202.92	86	73	0.5	NS	cla	pyr	sul		5					NS	pyr	pyr	cpy	nau	60					
GRD09-147	202.92	204.03	46	26	0.5	NS	pyr	pyr	sul		80					PL	pyr	pyr	sul		80	80				
GRD09-147	204.03	204.59	21	25	0.5	NS	pyr	pyr	cpy		80					PL	qtz	pyr	cpy		10	55				Vein type 2 x-cuts foliation.
GRD09-147	204.59	205	11	8	0.5	NS	qtz	pyr			50					PL	pyr	pyr			60	75				
GRD09-147	205	209.24	146	113	0.5	BR	cla					15				DS	pyr	pyr			80					
GRD09-147	209.24	221.89	369	286	2	BR	cla	pyr			15	40				PL	qtz	pyr			1	65				Vein type 2 is mainly quartz bands and sweats. Minor pyrite rich veinlets. Couple of sulphide rich veins with mostly pyrite and minor chalcopyrite.
GRD09-147	221.89	224.53	146	68	0.5	BR	dol	pyr			10					NS	qtz	pyr	cpy		50					Vein type 2 is a mixture between minorly quartz rich veins and pyrite rich veins.
GRD09-147	224.53	224.84	31	21	0.5	PL	cla	pyr			10	45				NS	pyr	pyr			70					
GRD09-147	224.84	225.27	16	15	2	PL	qtz	pyr			1	65				NS	pyr	pyr	prt		65					
GRD09-147	225.27	226.45	30	18	0.5	NS	pyr	pyr			80					PL	pyr	pyr			80	30				
GRD09-147	226.45	227.87	1	30	30	VU	qtz	asp	cpy	pyr	50	30	23	110	68											Some ankerite or dolomite present. 98/78 Brunton.
GRD09-147	227.87	228.35	1	1	1	DS	sul	sul			100															
GRD09-147	228.35	228.78	12	7	0.5	NS	prt	prt	cpy	sul	100					DS	azu	azu			80					
GRD09-147	228.78	230.13	4	2	0.5	NS	cla									DS	azu	azu			80					
GRD09-147	230.13	230.53	4	2	0.5	NS	qtz																			
GRD09-147	230.53	232.9	14	7	0.5	NS	cla	pyr			1					DS	cpy	cpy			100					
GRD09-147	232.9	233.34	12	21	2	NS	pyr	pyr	cpy		90															
GRD09-147	233.34	234.5	4	2	0.5	NS	pyr	pyr			80															
GRD09-147	234.5	238.21	158	126	2	PL	qtz	pyr			1	70	190	73	12	BR	pyr	pyr	cpy		80	30	100	171	60	Vein type 1 is quartz bands and sweats.
GRD09-147	238.21	239.03	39	20	0.5	PL	pyr	pyr			75	45				PL	pyr	pyr			70	70				Vein type 1 x-cuts vein type 2.
GRD09-147	239.03	239.63	37	52	0.5	NS	pyr	pyr			80					PL	pyr	pyr	cpy	asp	70	70	180	90	11	
GRD09-147	239.63	240	21	32	1	CE	cla	pyr			30	20	60	145	57	NS	pyr	pyr			80					
GRD09-147	240	241.03	47	66	2	PL	qtz	pyr	cpy		5	80	350	87	41	NS	pyr	pyr	cpy		75					
GRD09-147	241.03	249.26	263	321	2	PL	qtz	pyr			1	80	185	88	21	NS	pyr	pyr	cpy		65					Most of the veins are quartz bands and sweats that make up vein type 1.
GRD09-147	249.26	249.35	10	8	0.5	NS	pyr	pyr			80					PL	qtz					80				

Hole_ID	Vein From	Vein To	Number of Veins	Cummulative Vein Thickness mm	Common Thickness mm	Vein Inf-Type_1	Dominent Inf-Mineralogy_1	Sulfide Mineralogy_1_1	Sulfide Mineralogy_1_2	Sulfide Mineralogy_1_3	Total Sulfde %_1	Vein CA_1	Inf-Beta_1	Inf-Strike_1	Inf-dip_1	Vein Inf-Type_2	Dominent Inf-Mineralogy_2	Sulfide Mineralogy_2_1	Sulfide Mineralogy_2_2	Sulfide Mineralogy_2_3	Total Sulfde %_2	Vein CA_2	Inf-Beta_2	Inf-Strike_2	Inf-dip_2	Vein Zone Description
GRD09-147	249.35	249.41	1	60	60	PL	pyr	cpy			10	70														X-cuts foliation.
GRD09-147	249.41	251.03	167	63	0.5	NS	cla	pyr			1					NS	pyr	pyr	cpy		60					
GRD09-147	251.03	251.13	4	2	0.5	NS	pyr	pyr	sul		70															
GRD09-147	251.13	251.19	5	45	0.5	NS	pyr	pyr	cpy		80					PL	qtz	pyr			3	50				
GRD09-147	251.19	251.9	27	15	0.5	NS	pyr	pyr			65					NS	cla									
GRD09-147	251.9	254.56	92	108	0.5	PL	qtz	pyr	cpy		1	70	160	119	14	PL	qtz	pyr	cpy		50	55	40	115	62	Vein type 1 are quartz bands and sweats.
GRD09-147	254.56	256.38	81	66	0.5	PL	qtz	pyr	cpy		50	75	340	83	45	PL	pyr	pyr	cpy	asp	60	20	225	329	51	Another mineralized set at 212/21.
GRD09-147	256.38	256.8	15	8	0.5	NS	pyr	pyr	cpy		80															
GRD09-147	256.8	258.14	50	28	0.5	PL	qtz	pyr			10	15	300	213	88	PL	pyr	pyr	cpy		65	85	315	85	34	Vein type 2 89/39 Brunton.
GRD09-147	258.14	259.06	25	18	0.5	NS	cal									PL	qtz					70	255	51	32	Minor sulphide bearing veinlets.
GRD09-147	259.06	259.28	20	48	0.5	NS	cal	pyr			2					NS	qtz	pyr	cpy		25					
GRD09-147	259.28	263.12	135	126	2	PL	qtz	pyr			1	70	235	48	25	NS	pyr	pyr			60					
GRD09-147	263.12	263.25	16	18	0.5	CE	cla	pyr			15					NS	pyr	pyr			80					
GRD09-147	263.25	264.25	50	36	0.5	NS	cla	sul	pyr		15					PL	qtz				70					
GRD09-147	264.25	264.41	14	64	0.5	NS	cla	pyr			5					CE	qtz	pyr			5	50				
GRD09-147	264.41	265.04	25	72	10	PL	qtz					70				BR	cla					35				Minor sulphide stringers at 75 tca x-cutting foliation.
GRD09-147	265.04	265.08	1	40	40	CE	qtz	pyr			5	50														
GRD09-147	265.08	266.34	238	101	0.5	DS	pyr	pyr	sul		90					PL	qtz	pyr			1	70				
GRD09-147	266.34	266.7	32	16	0.5	DS	cla	pyr			35	50				NS	pyr	pyr			50					
GRD09-147	266.7	267.97	36	32	0.5	NS	pyr	pyr	cpy		70					PL	pyr	pyr			70	60				
GRD09-147	267.97	274.57	185	126	0.5	PL	pyr	pyr	cpy		70	35				PL	qtz	pyr			1	70				
GRD09-147	274.57	275.36	3	2	0.5	PL	pyr	pyr			80	40														x-cuts breccia.
GRD09-147	275.36	277.05	102	65	0.5	NS	pyr	pyr			80					PL	pyr	pyr	cpy		70	75				
GRD09-147	277.05	278.56	64	45	0.5	NS	qtz	sul	pyr		40					PL	qtz	pyr	cpy		30	60				
GRD09-147	278.56	284.47	122	118	2	PL	qtz					70				NS	pyr	pyr	cpy		60					Some sulphide veins parallel to foliation.
GRD09-147	284.47	285.78	48	30	0.5	PL	qtz	sul	cpy	pyr	15	70				PL	pyr	pyr			65	40				
GRD09-147	285.78	286.2	4	2	0.5	NS	pyr	pyr			80															
GRD09-147	286.2	287.32	19	16	0.5	PL	qtz	pyr	cpy		35	75				NS	qtz									
GRD09-147	287.32	287.97	50	36	0.5	NS	qtz	pyr			5					PL	qtz	pyr	sul		50	65	60	119	48	
GRD09-147	287.97	291.55	66	86	2	PL	qtz	pyr			2	70	190	73	12	PL	qtz	pyr	cpy		10	65	85	130	41	Another quartz and pyrite vein ser at 234/75.
GRD09-147	291.55	292.91	15	8	0.5	NS	pyr	pyr	cpy		90															
GRD09-147	292.91	293.22	5	3	0.5	DS	cal																			
GRD09-147	293.22	294.93	39	32	0.5	NS	pyr	pyr	cpy		80					NS	cal	pyr			3					
GRD09-147	294.93	295.02	1	30	30	CE	qtz	pyr	cpy		5	30														
GRD09-147	295.02	297.25	32	37	2	PL	qtz					80				NS	pyr	pyr	cpy		80					
GRD09-147	297.25	298.5	58	30	0.5	NS	pyr	pyr	cpy		90															
GRD09-147	298.5	303.28	79	102	0.5	PL	qtz	pyr	cpy		0.01	70				NS	pyr	pyr	cpy		80					

Drill Hole Summary

Property:	Nucleus		
Zone:	Nucleus		
Drill Hole ID:	GRD09-150		
UTM Easting:	379050	**Elevation (m):**	997
UTM Northing:	6913886	**Azimuth:**	0
(NAD 83, Zone 8)		**Dip:**	-63
Depth (m):	298.71		
Drill Contractor:	Kluane Drilling Ltd.	**Logged by:**	Z. Gazdik
Date Started:	11-Aug-09	**Date Started:**	13-Aug-09
Date Completed:	15-Aug-09	**Date Completed:**	19-Aug-09
Core Size:	NTW		

Dataset	Hole_ID	Logged_by	Edited_by	Date_Logged	Ox_From	Ox_To	OXIDATION	Lith_From	Lith_To	Litho	Litho_orig	Litho-1	Litho-2	% qtz Phenocryst	% fds Phenocryst	Grain Size	Texture-1	Texture-2	BxClast_1	BxClast_2	Lithology Description	Dominant Alteration	Dominant Alteration Style(occurrence)	Dominant Alteration Intensity	Secondary Alteration	Secondary Alteration Style(occurrence)	Secondary Alteration Intensity	Alteration Description
Nucleus	GRD09-150	Z. Gazdik		13/08/09	0	12.19	3	0	5.79	REW	REW																	
Nucleus	GRD09-150	Z. Gazdik		13/08/09	12.19	40.3	2	5.79	9.34	SCH	SCH	chl	cla			FG	FO				Chl alt? Cla altered with lim and cla. Some veins roughly // to foliation with minor sox and minor hem. Veins also contain chl and qtz. Occasional boudin with phyllosilicates flowing around them. Minor augens aout 3mm in width. One larger augen/mangles sch section? showing sinistral motion. Occasional relict gar. Gar occur in gar-rich clusters that follow foliation. two thick qtz veins following foliation at 8.7m. ~7 and 2 cm in width.	cla	PAT	s	chl	PER	s	cla alt follows foliation. Banded appearance.
Nucleus	GRD09-150	Z. Gazdik		13/08/09	40.3	42.15	4	9.34	12.19	SCH	SCH	qtz	cla			FG	FO				silicified and bleached. Cla alt. minor remnant chl and faint hem bands that may have been old qtz and sulf veins. Minor amount of old grn dykes that have also been silicifed and alt. highly fractured.	qtz	PER	i	cla	PER	s	
Nucleus	GRD09-150	Z. Gazdik		13/08/09	42.15	50.03	2	12.19	30.58	SCH	SCH	chl	ser			FG	FO				moderate amount of gar and formation of boudins from old veins. Minor brx and fracturing. Ser/musc? throughout. Minor folding. Occasional shearing, crenulation and patches of highley silicified sch. Minor deformed gra/mgr? dyke foliated and with ser alt. chl and bio. Magnetic from 6.36-6.56m.	ser	PAT	s	cla	PER	s	ser is throughout, but intesity varies. Particularily higher ser amoung near relict qtz veins and dykes. Minor epi in highly alt zones.
Nucleus	GRD09-150	Z. Gazdik		13/08/09	50.03	62.05	1	30.58	32.82	SCH	SCH	qtz	cla			FG	FO				may be minor graphite. Highly seritized and silicified. Abundant lim throughout, and hem and lim in veins. Mix of bio and musc/ser in less silicified sections. Very veined and sections of highly fractured core. Possible old grn dyke?	qtz	PAT	i	ser	PAT	s	cla alt s and PAT.
Nucleus	GRD09-150	Z. Gazdik		13/08/09	62.05	64.95	2	32.82	35.36	SCH	SCH	bio	qtz			FG	FO				lots of ser alt. highly fractured and possible minor faulting. Highly alt to lim and goethite. Moderate amounts of hem. Some relict gar. Some silicification and bleaching.	ser	PAT	s	qtz	PAT	s	cla alt. Moderate and PAT.
Nucleus	GRD09-150	Z. Gazdik		13/08/09	64.95	68.3	1	35.36	36.6	SCH	SCH	bio	cla			FG	FO				very fractured and broken up. Possibly faulting? Highly cla alt and ser alt. Pyr in some of the veins.	cla	PER	i	ser	PAT	m	
Nucleus	GRD09-150	Z. Gazdik		13/08/09	68.3	74.68	3	36.6	40.36	SCH	SCH	bio	qtz			FG	FO				less cla alt. some silicification. Gar and relict gar. Sch is foliated, but not as foliated as usual. Slightly more granular and massive. Some shearing.	qtz	PER	s	cla	PAT	m	
Nucleus	GRD09-150	Z. Gazdik		13/08/09	74.68	100.9	4	40.36	43.64	SCH	SCH	cla	bio			FG	FX				extremely cla alt and fractured.	cla	PER	i				
Nucleus	GRD09-150	Z. Gazdik		13/08/09	100.9	102.21	1	43.64	44.36	SCH	SCH	qtz	bio			FG	FO				bands of highly silicified sch or old intrusions that have been sheared and metamorphosed? Large pyr and asp vein ~ 1.5cm in width.	qtz	PAT	s	cla	PAT	m	
Nucleus	GRD09-150	Z. Gazdik		13/08/09	102.21	105.26	2	44.36	47.2	SCH	SCH	bio	qtz			FG	FO				occasional intrusions that are starting to be foliated. Some look to be gra while some may be deformed gra or porphyritic mgr. Some of the grains are blending together. The sch is moderately fractured along foliation. Many vuggy lim veins that follow foliation.	qtz	PAT	m	cla	PAT	m	
Nucleus	GRD09-150	Z. Gazdik		14/08/09	105.26	298.7	0	47.2	47.9	SCH	SCH	cla	lim			FG	FO				strong to intense alt to cla and lim in patches. May be some foliated mgr, but hard to tell due to alt. If not mgr then bleached sch. Small patch of mineralization near where the possible mgr is. Lower ctc ~47.57m. Pyr. Small, mildly brx section.	cla	PAT	s	lim	PAT	s	
Nucleus	GRD09-150	Z. Gazdik		14/08/09				47.9	48.78	SCH	SCH	qtz	bio			FG	FO				highly silicified. With small gra intrusions. Moderate fracturing and patches of strong cla alt.	qtz	PER	s	cla	PAT	s	
Nucleus	GRD09-150	Z. Gazdik		14/08/09				48.78	49.04	GRA	GRA	qtz	fds			MG	EG	FO			25% mafics. Grains are dominantly EG, but slight elongation to some. Grain size varies slightly throughout and there are minor patches of sch within the gra that are being incorporated into it.	qtz	PER	m	chl	PSM	s	chl is replacing mafics.
Nucleus	GRD09-150	Z. Gazdik		14/08/09				49.04	49.88	SCH	SCH	qtz	chl			FG	FO				very silicified and bleached. Remaining mafics are alt to chl. Small brx section with silica cement, angular clasts of the sch. Minor sox blebs. There is also a large 7cm qtz vein near the end of the unit and moderate offsets that are filled by pyr and lim veins. Offsets are normal.	qtz	PER	s	chl	PSM	s	

Dataset	Hole_ID	Logged_by	Edited_by	Date_Logged	Ox_From	Ox_To	OXIDATION	Lith_From	Lith_To	Litho	Litho_orig	Litho-1	Litho-2	% qtz Phenocryst	% fds Phenocryst	Grain Size	Texture-1	Texture-2	BxClast_1	BxClast_2	Lithology Description	Dominant Alteration	Dominant Alteration Style(occurrence)	Dominant Alteration Intensity	Secondary Alteration	Secondary Alteration Style(occurrence)	Secondary Alteration Intensity	Alteration Description
Nucleus	GRD09-150	Z. Gazdik		14/08/09				49.88	50.7	SCH	SCH	bio	qtz			FG	FO				very silicified. Less qtz banding in foliation. Some chl alt.	qtz	PER	i	chl	PSM	m	
Nucleus	GRD09-150	Z. Gazdik		14/08/09				50.7	52.56	SCH	SCH	qtz	bio			FG	FO				very silicified and patchy bleaching. Patches of blebby pyr. Some dark gray cla veins. Tr gar. Very pink. Secondary bio.	qtz	PER	i	bio	PAT	m	
Nucleus	GRD09-150	Z. Gazdik		14/08/09				52.56	53.76	SCH	SCH	bio	qtz			FG	FO				silicified. Some chl alt and patchy cla alt. Minor deformation and faulting. Some gouge near the fault and formation of augens.	qtz	PER	s	cla	PAT	m	chl alt. PSM and mod.
Nucleus	GRD09-150	Z. Gazdik		14/08/09				53.76	55.44	MSK	MSK	qtz	pyr			MG	MO	VU			patchy, blebby pyr with minor boxwork. Patches follow a rough 60 to CA. silica replacement and/or deformed gra intrusions between pyr and patches of deformed and silicified bio sch.	qtz	PER	s	pyr	PAT	s	
Nucleus	GRD09-150	Z. Gazdik		14/08/09				55.44	61.97	SCH	SCH	chl	qtz			FG	FO				chl and bio. Silicified. Patchy epi alt. One small sectio near the end of the unit that may have been an old dyke. It has deformed and alt amp. Width of about 3cm. Minor diss pyr. Small, weakly brx sections. Some fracturing more towards the middle of the section, and lower down there are some augens and more deformed sch. Some small faulting/offsets with reverse orientation. Less epi alt and chl near the end of the section. Small section from 59.44-59.60m of magnetic core. Minor crenullation and some mgr intrusions lower in the unit.	qtz	PER	i	chl	PSM	s	patchy epi alt
Nucleus	GRD09-150	Z. Gazdik		14/08/09				61.97	62.51	MGR	MGR	fds	qtz			FG	FO				Oxidized. Diss pyr, more so in the lower half.	qtz	PER	s	cla	PSM	s	cla replacing fds
Nucleus	GRD09-150	Z. Gazdik		14/08/09				62.51	64.95	SCH	SCH	qtz	bio			FG	FO				silicified and occasional MGR and GRA intrusions. Gra and MGR are slightly foliated. Unit is oxidized. Small BRX. Some sections are more massive.	qtz	PER	s	cla	PER	s	Lim alt in patches, particularily in MGR.
Nucleus	GRD09-150	Z. Gazdik		14/08/09				64.95	68.34	SCH	SCH	qtz	bio			FG	FO				silicified. Minor sheared zones. Bleached in lower section. Pink gar. One vein with pyr and minor bornite.	qtz	PER	s	cla	PER	s	
Nucleus	GRD09-150	Z. Gazdik		14/08/09				68.34	69.02	SCH	SCH	qtz	cla			FG	FO	BX			bleached and silicified. Highly brecciated and oxidized. Small gra dyke at the start of the section. Just prior to the brx the sch looks as though it might have been porphyritic and more felsic in orignin. Minor hem.	qtz	PER	i	lim	PER	s	
Nucleus	GRD09-150	Z. Gazdik		14/08/09				69.02	69.51	SCH	SCH	cla	qtz			FG	FO				very alt. Only minor, patchy oxidation. Minor ser.	cla	PER	i	ser	PAT	w	
Nucleus	GRD09-150	Z. Gazdik		14/08/09				69.51	71.75	SCH	SCH	qtz	cla			FG	FO				bleached and silicified. Highly oxidized and cla alt. Minor brx. Minor hem.	qtz	PER	s	cla	PER	s	Patchy lim.
Nucleus	GRD09-150	Z. Gazdik		14/08/09				71.75	73.08	SCH	SCH	cla	qtz			FG	BX	FO			highly oxidized. BRX. Hem and lim throughout. BRX cement is highly cla alt. Cement poor, except for small sections. Clasts in high cement sections are subrounded to subangular. Ser altered. Occasional vug with goethite inside. Some small patches of more yellow cla/alt mineral.	cla	PER	s	lim	PAT	s	Some ser alt and hem, patchy.
Nucleus	GRD09-150	Z. Gazdik		14/08/09				73.08	74.35	SCH	SCH	cla	qtz			FG	FO				very oxidized. Minor hem. Moderate brx. Ser alt.	cla	PER	s	lim	PAT	s	minor hem and ser alt.
Nucleus	GRD09-150	Z. Gazdik		14/08/09				74.35	76.44	SCH	SCH	qtz	cla			FG	FO				either bleached sch with some small foliated MGR or foliated MGR. Hard to tell due to oxidation. Extremely oxidized with lim and hem. Minor brx.	lim	PER	i	cla	PER	m	Minor hem alt.
Nucleus	GRD09-150	Z. Gazdik		14/08/09				76.44	77.72	SCH	SCH	cla	lim			FG	MA	FO			Extremely oxidized. Intense lim, cla and hem alt. some remnant bio, fds and qtz. Some sections look to have been brx prior to alt. Brx sections.	lim	PER	i	cla	PER	i	Hem alt ~ 15%.
Nucleus	GRD09-150	Z. Gazdik		14/08/09				77.72	79.19	SCH	SCH	cla	lim			FG	FO				extremely oxidized. Lim and cla alt and minor hem. Large qtz vein that is leached and vuggy. Possible small MGR intrusion.	cla	PER	i	lim	PER	i	hem alt.
Nucleus	GRD09-150	Z. Gazdik		14/08/09				79.19	85.7	BRX	BRX	cla	lim			FG	BX	FO			Extremely oxidized and alt. Dominantly sch with minor felsic intrusions that are also extremely alt. Moderate brx cement of silica rich composition. Moderate amount of old qtz veins. Lim and minor hem and goethite throughout. Some occasional brx veins with cla and lim.	cla	PER	i	lim	PAT	i	hem, pat.

Dataset	Hole_ID	Logged_by	Edited_by	Date_Logged	Ox_From	Ox_To	OXIDATION	Lith_From	Lith_To	Litho	Litho_orig	Litho-1	Litho-2	% qtz Phenocryst	% fds Phenocryst	Grain Size	Texture-1	Texture-2	BxClast_1	BxClast_2	Lithology Description	Dominant Alteration	Dominant Alteration Style(occurrence)	Dominant Alteration Intensity	Secondary Alteration	Secondary Alteration Style(occurrence)	Secondary Alteration Intensity	Alteration Description
Nucleus	GRD09-150	Z. Gazdik		14/08/09				85.7	91.46	SCH	SCH	qtz	cla			FG	FO	BX			moderate amounts of brx and fbx. Crenullated sections. Strongly oxidized with lim and minor hem. Some brx veins with silica cement, and some of the brx is crackle. Minor sox in some of the silica brx. Patchy ser alt. Very fractured at lower end of section.	cla	PER	s	lim	PAT	s	minor patchy hem alt and moderate patchy ser alt.
Nucleus	GRD09-150	Z. Gazdik	S. Dyck	14/08/09				91.46	92.18	GRA	SCH	qtz	cla			FG	FO				Protolith was possibly a gra. Bleached with small flecks of stretched mafics. Oxidized. Minor hem and lim. Checked photos 7-Oct-09 by SD and changed from SCH to GRA.	cla	PER	s	lim	PAT	m	minor hem.
Nucleus	GRD09-150	Z. Gazdik		14/08/09				92.18	92.62	SCH	SCH	qtz	cla			FG	FO				oxidized. Lim and hem. Minor ser. Small section of more sheared looking grains.	cla	PER	s	lim	PAT	s	minor hem and ser alt.
Nucleus	GRD09-150	Z. Gazdik		14/08/09				92.62	92.98	FAU	FAU	cla				FG	FA				minor fault brx and some slickensides. Rubbly and minor gouge. Very cla alt. Pale in colour.	cla	PER	i	kao	PER	w	trace hem and minor lim. Minor ser.
Nucleus	GRD09-150	Z. Gazdik		14/08/09				92.98	95.32	SCH	SCH	qtz	cla			FG	FO	BX			oxidized and cla alt. moderate brx throughout. Cla veins. Minor crenullation. Lim and trace hem. Trace ser.	cla	PER	s	lim	PAT	m	trace hem. Trace ser.
Nucleus	GRD09-150	Z. Gazdik		14/08/09				95.32	95.7	FAU	FAU	cla				FG	FA				rubbly and cla alt. Minor gouge and slickensides. Kao and trace hem.	cla	PER	i	kao	PAT	m	trace hem
Nucleus	GRD09-150	Z. Gazdik		14/08/09				95.7	99.84	SCH	SCH	cla	lim			FG	FO				extremely oxidized and cla alt. Intense lim and minor hem. Minor brecciation. Two sections that are highly fractured and may have been small fault zones.	cla	PER	i	lim	PER	i	minor hem.
Nucleus	GRD09-150	Z. Gazdik		14/08/09				99.84	105.74	SCH	SCH	chl	qtz			FG	FO				dominantly chl at the beggining, but some bio in bands following foliation and increasing down hole. Silicified. epi alt. Some secondary bio. Bands of relict gra intrusions or quartzite layers that have been deformed with the main protolith. Minor bleaching in some sections and mild brittle deformation near the lower section of the unit. Minor shearing-boudins and augens in sections throughout.	qtz	PER	i	chl	OVP	i	epi and secondary bio
Nucleus	GRD09-150	Z. Gazdik		14/08/09				105.74	106.96	SCH	SCH	bio	qtz			FG	FO				Patches of intense network-like veining with epi in some and secondary bio in others. Pyr can occur in both. Silica selvage on them up to 4mm. Gra intrusion deformed by veins. Sch is silicified and banded with qtz rich bands and bio rich bands. One large qtz and cal vein at 105.8m. slight deformation lower in section.	qtz	PER	i	bio	OVP	m	epi alt and some chl alt.
Nucleus	GRD09-150	Z. Gazdik	S. Dyck	14/08/09				106.96	107.91	SBX	MSK	qtz	bio			FG	MO	FO			pyr with sligth boxwork, mainly massive and mottled througout section. Occasional sox. Minor asp. Sch is deformed with some gra and there are bleached sections. Silicified. Checked photos 7-Oct-09 by SD, changed lithology from MSK to SBX since unit appears to be more brecciated than skarn altered.	qtz	PER	i	cla	PER	m	
Nucleus	GRD09-150	Z. Gazdik		14/08/09				107.91	109.29	SCH	SCH	qtz	bio			FG	FO	MO			Similar to 105.74-106.96m. Silicified. Some gra, but finer grained than previous. Veined. Some offsets and slight fracturing. Banded. Epi alt and secondary bio. Some alt and slightly deformed amps.	qtz	PER	i	epi	PAT	m	some secondary bio.
Nucleus	GRD09-150	Z. Gazdik		14/08/09				109.29	110.58	SCH	SCH	chl	qtz			FG	FO				chl dominated, but bio bands as well. Silicified. Minimal deformation.	qtz	PER	i	chl	OVP	s	Minor epi. Secondary bio and qtz selvages around some of the veins.
Nucleus	GRD09-150	Z. Gazdik		14/08/09				110.58	114.8	SCH	SCH	qtz	bio			FG	FO				silicified and bleached. Some small foliated gra intrusions. Minor offsets. Large vein with asp, pyr, trace cpy and a band of ser and something pale green. Some chl alt.	qtz	PER	i	cla	PER	m	some chl alt, and ser.
Nucleus	GRD09-150	Z. Gazdik		14/08/09				114.8	118.33	SCH	SCH	bio	qtz			FG	FO				some chl alt. Small sections with ductile deformation and small foliated MGR dykes ranging from a cm to 20cm. Minor epi alt and secondary bio. Minor ser alt.	qtz	PER	s	chl	OVP	m	minor epi, secondary bio and ser.
Nucleus	GRD09-150	Z. Gazdik		14/08/09				118.33	118.9	MGR	MGR	qtz	cla			MG	FO				the fds are completely alt to cla. The MGR may have been porphyritic, but it is hard to tell due to foliation. Some of the stretched grains are larger than the other. Small leached section near the LCTC.	cla	PSM	i	kao	PSM	m	

Dataset	Hole_ID	Logged_by	Edited_by	Date_Logged	Ox_From	Ox_To	OXIDATION	Lith_From	Lith_To	Litho	Litho_orig	Litho-1	Litho-2	% qtz Phenocryst	% fds Phenocryst	Grain Size	Texture-1	Texture-2	BxClast_1	BxClast_2	Lithology Description	Dominant Alteration	Dominant Alteration Style(occurrence)	Dominant Alteration Intensity	Secondary Alteration	Secondary Alteration Style(occurrence)	Secondary Alteration Intensity	Alteration Description
Nucleus	GRD09-150	Z. Gazdik		14/08/09				118.9	120.82	SCH	SCH	bio	qtz			FG	BX	FO			clasts are only up to 4mm in the most brx sections. Some vuggy veins. Minor pyr blebs and infilling fractures and in the cement of the brx and veins. Some small deformed and foliated MGR. Highly fractured and rubbly in the lower half of the section.	cla	PAT	m	qtz	PER	m	
Nucleus	GRD09-150	Z. Gazdik		14/08/09				120.82	121.19	MGR	MGR	qtz	cla			FG	FO				fds completely alt to cla. Some ser alt.	cla	PSM	i	ser	PER	m	
Nucleus	GRD09-150	Z. Gazdik		14/08/09				121.19	124.2	SCH	SCH	bio	qtz			FG	FO				silicified and patchy bleaching. Foliated MGR dykes- 20%. Up to 15cm. Sch is minorly deformed. Small crenulated sections and minor brx. Highly fractured. Possibly graphite as well.	qtz	PER	m	ser	PAT	w	
Nucleus	GRD09-150	Z. Gazdik		14/08/09				124.2	127.01	SCH	SCH	bio	qtz			FG	FO				Same as above, but less MGR, brx and a small possible MY section of 10cm.	qtz	PER	m	ser	PAT	w	
Nucleus	GRD09-150	Z. Gazdik		14/08/09				127.01	128.85	SCH	SCH	qtz	bio			FG	FO				silicified and patchy bleaching. Much more than in the previous sch. Foliated MGR intrusions- 40%. Some are blending with the sch possibly due to silicification. Minor brx. Minor MY.	qtz	PER	i	cla	PSM	s	ser alt.
Nucleus	GRD09-150	Z. Gazdik		14/08/09				128.85	136.23	SCH	SCH	bio	qtz			FG	FO				silicified and only minor bleaching. Small sections of MY. Increased fracturing down the hole with a mineralized section at 135.31-135.38m. Asp and pyr. Euhedral crystals up to 4mm. Chl alt in bands following foliation. Small section of amp sch at 131.42-131.57m.	qtz	PER	s	chl	PAT	m	cla alt, weak.
Nucleus	GRD09-150	Z. Gazdik		16/08/09				136.23	141.43	FIN	FIN	qtz	fds		2	VF	FP				very silicified. Buff in colour. Minorly flow banded. Phenos are about 2mm. Moderate fracturing.	qtz	PER	i	cla	PSM	s	cla is replacing phenos.
Nucleus	GRD09-150	Z. Gazdik		16/08/09				141.43	145.36	SCH	SCH	bio	qtz			FG	FO				Slight deformation at the CTC with the FIN. Banded bleaching, minor brx and small foliated MGR all increasing down hole. Small amp sch at 142.47-142.53m. Secodary bio, ser, and cla alt.	qtz	PER	i	bio	OVP	s	ser and cla alt.
Nucleus	GRD09-150	Z. Gazdik		16/08/09				145.36	145.74	MGR	MGR	cla	qtz			FG	FO				cla alt fds. Foliated and starting to be brecciated and intruded by fluids. Minor sch xenoliths.	cla	PER	i	kao	PAT	m	minor ser.
Nucleus	GRD09-150	Z. Gazdik		16/08/09				145.74	146.07	SCH	SCH	bio	qtz			FG	FO				silicified and banded bleaching. Minor brx at LCTC of MGR	qtz	PER	s	bio	OVP	m	some ser.
Nucleus	GRD09-150	Z. Gazdik		16/08/09				146.07	147.28	SCH	SCH	qtz	cla			FG	BX	FO			minor cement which consists of cla, sox and qtz. Some bio and ser alt. bleaching. Crackle brx. Increased cla alt down hole. Some minor foliated MGR clasts.	qtz	PER	i	cla	PAT	s	ser and secondary bio alt.
Nucleus	GRD09-150	Z. Gazdik		16/08/09				147.28	148.83	SCH	SCH	cla	qtz			FG	FO				cla and ser alt. possible minor graphite. Bleached. Highly fractured and minor brx. Minor foliated MGR.	cla	PER	s	ser	PER	m	
Nucleus	GRD09-150	Z. Gazdik		16/08/09				148.83	149.93	MGR	MGR	cla	qtz			FG	FO				cla alt. moderatley fractured.	cla	PER	i	ser	PAT	w	
Nucleus	GRD09-150	Z. Gazdik		16/08/09				149.93	150.88	SCH	SCH	cla	qtz			FG	FO				minor foliated MGR intrusions- up to 15cm. Highly fractured and alt. small fault zone with slickensides. Protomylonite at LCTC of MGR.	cla	PER	s	ser	PER	s	
Nucleus	GRD09-150	Z. Gazdik		16/08/09				150.88	151.87	FAU	FAU	bio	qtz			FG	FA	FO			rubbly and fractured along foliation. Ser alt and cla alt. Minor alt gar. Alt to bio.	cla	PER	s	ser	PER	s	
Nucleus	GRD09-150	Z. Gazdik		16/08/09				151.87	154.6	SCH	SCH	qtz	bio			FG	FO				relict gar porphyroblasts up to 1cm in diameter. Show dextral motion. Gar are plentiful ~ 5%. Minor deformed and foliated GRA intrusions, particularily at the beginning of the unit. Ser and cla alt. Lots of qtz bands and bio bands.	ser	PER	s	cla	PER	w	
Nucleus	GRD09-150	Z. Gazdik		16/08/09				154.6	157.76	SCH	SCH	qtz	cla			FG	FO				bleached, cla, chl, ser and secondary bio alt. Minor deformation with some augens. Minor foliated MGR intrusions. Minor brx. Minor more sheared sections with rounded, rolled grains. Not quite MY.	cla	PER	s	ser	PER	s	secondary bio and chl alt.
Nucleus	GRD09-150	Z. Gazdik		16/08/09				157.76	158.13	BRX	BRX	cla	qtz			FG	BX				Clasts consist of foliated MGR and sch. The cement is silica and sox with some chl stringers branching off. Patchy secondary bio and ser.	cla	PER	s	chl	PAT	m	ser, secondary bio pat and m.
Nucleus	GRD09-150	Z. Gazdik		16/08/09				158.13	161.4	SCH	SCH	qtz	cla			FG	FO				bleached and silicified. Minorly foliated GRA and foliated MGR intrusions up to 28cm. Minor crenullation. Cal within foliation and within occasional veins. Strongly fractured. Small sections with increased deformation. A few relict gar. Minor chl	ser	PER	s	cla	PER	m	secondary bio. Minor chl

Dataset	Hole_ID	Logged_by	Edited_by	Date_Logged	Ox_From	Ox_To	OXIDATION	Lith_From	Lith_To	Litho	Litho_orig	Litho-1	Litho-2	% qtz Phenocryst	% fds Phenocryst	Grain Size	Texture-1	Texture-2	BxClast_1	BxClast_2	Lithology Description	Dominant Alteration	Dominant Alteration Style(occurrence)	Dominant Alteration Intensity	Secondary Alteration	Secondary Alteration Style(occurrence)	Secondary Alteration Intensity	Alteration Description
Nucleus	GRD09-150	Z. Gazdik		16/08/09				161.4	165.82	SCH	SCH	chl	qtz			FG	FO				silica rich bands and phyllosilicate rich bands. Greenish and faint purple in colour. Secondary bio. Minor MGR intrusions. Ser bands. Alt gar. Still a little gar left, but very fractured. Can see foliation within them showing dextral movement. They are also slightly magnetic. minor cal veins.	chl	OVP	s	ser	PER	m	secondary bio in bands and minor cla in less qtz rich bands.
Nucleus	GRD09-150	Z. Gazdik		16/08/09				165.82	166.67	SCH	SCH	chl	qtz			FG	FO				chl rich. Silicified. Deformed amp sch in small sections and one large one up to 28cm. Amphiboles are altering to chl. Sch is green with some bands of epi altered sch and qtz.	qtz	PER	i	chl	OVP	i	moderate epi alt and some ser.
Nucleus	GRD09-150	Z. Gazdik		16/08/09				166.67	176.77	SCH	SCH	chl	qtz			FG	FO				similar the 161.4-165.82m, but fewer intrusions, minor visible prt in gar, and there is minor brx and epi alt. small sections of bio rich sch. Possibly some trace kyanite? Slightly pale blue and elongate crystals near some of the gar. Small and hard to tell.	chl	OVP	s	ser	PAT	m	epi alt and secodary bio.
Nucleus	GRD09-150	Z. Gazdik		16/08/09				176.77	181.56	SCH	SCH	qtz	chl			FG	FO				same as above, but slightly bleached, more alt and slightly more intact gar. Pale pink. Bio in the pressure shadows and more rounded. Possible kya. Some dark, glassy, very hard mineral is found in diss clusters down the hole. Small and hard to identify.	qtz	PER	s	ser	PAT	s	cla alt and minor epi and secondary bio.
Nucleus	GRD09-150	Z. Gazdik		16/08/09				181.56	184.65	SCH	SCH	bio	qtz			FG	FO				silicified. Chl and epi alt increasing slightly mid section. Some amp sch mixed in. Minor secondary bio. Small brx at end of section.	qtz	PER	i	chl	PAT	s	epi alt and minor secondary bio.
Nucleus	GRD09-150	Z. Gazdik		16/08/09				184.65	185.07	SCH	SCH	qtz	fds			FG	FO	BX			highly silicified. Moderate brx with silica and secondary bio infill. Minor ser.	qtz	PER	i	bio	FFL	m	minor ser and cla.
Nucleus	GRD09-150	Z. Gazdik		16/08/09				185.07	186.44	SCH	SCH	bio	qtz			FG	FO				Same as 181.56-184.65m, but relict gar up to 1cm diameter. Minor fractures and boudins. One small section starting to become more sheared.	qtz	PER	i	chl	PAT	m	secondary bio and minor epi alt. Ser alt.
Nucleus	GRD09-150	Z. Gazdik		16/08/09				186.44	190.19	SCH	SCH	cla	qtz			FG	FO				cla alt, minor faulting with cla and ser infill. Secondary bio and ser. Minor chl. Sparse relict gar. Minor brx. Minor folding and boudins. Small MGR intrusions. Less alt down hole. Minor cal veins.	cla	PER	s	ser	PAT	m	secondary bio and chl.
Nucleus	GRD09-150	Z. Gazdik		16/08/09				190.19	193.22	FAU	FAU	cla	qtz			FG	FA				cla and ser alt. minor chl and bio. Silicifed sections and very soft, cla alt sections. Slickensides and kao. Minor cal veins.	cla	PER	s	ser	PER	s	minor chl and patches of silicification. Kao on ffl.
Nucleus	GRD09-150	Z. Gazdik		16/08/09				193.22	200.19	SCH	SCH	qtz	bio			FG	FO				silicified. Abundant alt gar up to 7mm in diameter. Ser alt and chl alt. Minor secondary bio. Fractured near fault at upper section. Minor foliated MGR intrusions. Some sections are deformed, crenullated and sheared. Minor deformed amp?	qtz	PER	s	ser	PER	s	minor secondary bio and chl.
Nucleus	GRD09-150	Z. Gazdik		17/08/09				200.19	200.68	SCH	SCH	qtz	bio			FG	FO				very silicified and bleached. Ser and secondary bio alt.	qtz	PER	i	bio	PAT	m	ser alt.
Nucleus	GRD09-150	Z. Gazdik		17/08/09				200.68	203.38	SCH	SCH	bio	qtz			FG	FO				silicified bands. Minor bleaching and increasing cla alt down hole. Gar, some alt to bio. Show dextral sense of movement. Minor crenullation in sections.	qtz	PER	s	chl	OVP	m	secondary bio, ser and cla. Cla is increasing down hole.
Nucleus	GRD09-150	Z. Gazdik		17/08/09				203.38	205.7	SCH	SCH	bio	qtz			FG	FO				same sch as above, but more cla alt and increased veining. Moderately brx.	qtz	PER	s	cla	PAT	s	secondary bio and ser.
Nucleus	GRD09-150	Z. Gazdik		17/08/09				205.7	206.74	FIN	FIN	qtz	fds		2	FG	EG	FP			buff in colour. Cla and ser alt. dark, blebby pyr. Slighly flow banded/foliated near LCTC. Some sch incorporated into FIN at LCTC.	qtz	PER	s	cla	PSM	s	minor ser.
Nucleus	GRD09-150	Z. Gazdik		17/08/09				206.74	208.86	SCH	SCH	qtz	cla			FG	FO				silicified, bleached and strongly cla alt. Some ser. Strongly brx sections. Near the lower CTC the sch is dark gray with sox mixed into the silica and occasional bio.	qtz	PER	i	cla	PAT	s	some ser and secondary bio.
Nucleus	GRD09-150	Z. Gazdik	S. Dyck	17/08/09				208.86	209.51	SZN	MSK	qtz	pyr			FG	MO	FO			silicified. Remnant sch still visible. Slightly deformed. Patchy, mottled pyr, asp and minor cpy. Patchy massive qtz. Minor vugs. Sch is cla alt. Checked photos 7-Oct-09 by SD. Changed to SZN from MSK. More of a sulphide zone with local skarn than MSK.	qtz	PER	i	cla	PAT	s	minor ser.
Nucleus	GRD09-150	Z. Gazdik		17/08/09				209.51	210.59	SCH	SCH	qtz	cla			FG	FO				silicified, bleached and strong cla alt. Some ser and secondary bio.	qtz	PER	i	cla	PAT	s	some ser and secondary bio.

Dataset	Hole_ID	Logged_by	Edited_by	Date_Logged	Ox_From	Ox_To	OXIDATION	Lith_From	Lith_To	Litho	Litho_orig	Litho-1	Litho-2	% qtz Phenocryst	% fds Phenocryst	Grain Size	Texture-1	Texture-2	BxClast_1	BxClast_2	Lithology Description	Dominant Alteration	Dominant Alteration Style(occurrence)	Dominant Alteration Intensity	Secondary Alteration	Secondary Alteration Style(occurrence)	Secondary Alteration Intensity	Alteration Description
Nucleus	GRD09-150	Z. Gazdik		17/08/09				210.59	219.44	MSK	MSK	qtz	pyr			FG	MO	FO			silicified and silica replacement. Patchy, cla alt sch. Small possible FIN dykes or alt GRA/MGR. Vuggy. Massive pyr dominantly, but bleby, cubic, boxwork as well. Pyr has older, darker phase and brighter, fressher phase. Blebby prt at the beginning of the unit, and patchy blobs throughout. Minor cpy throughout. Patchy asp. Tr bornite and possible blebbs of chalcocite? possible tr native copper? minor blebs of moly/graph/bis. botryoidal siderite filling vugs. Anhydrite crystals near the top of the unit- soft, fibrous euhedral laths light blue to dark blue in colour up to 3mm in length. euhedral malachite and azurite in a small vuggy vein and also coating qtz.	qtz	PER	i	cla	PAT	s	
Nucleus	GRD09-150	Z. Gazdik		17/08/09				219.44	221.63	SCH	SCH	qtz	cla			FG	FO				silicified and cla alt. ser alt. minor foliated MGR intrusions. Moderate brx, particularily near MSK. Small MSK up to 15cm down hole. Mineralized veins, dominantly pyr.	qtz	PER	i	cla	PAT	s	minor ser and secondary bio.
Nucleus	GRD09-150	Z. Gazdik		18/08/09				221.63	223.62	SCH	SCH	qtz	cla			FG	FO				same sch as above, but much less brx and mineralization.	qtz	PER	i	cla	PAT	s	minor ser and secondary bio.
Nucleus	GRD09-150	Z. Gazdik		18/08/09				223.62	224.2	MGR	MGR	qtz	cla			FG	FO	EG			not strongly foliated. Fds are cla alt, but with a more orange cla than usual. Slightly silicified. Occasional larger fds phenos.	qtz	PER	s	cla	PSM	s	minor ser.
Nucleus	GRD09-150	Z. Gazdik		18/08/09				224.2	227.46	SCH	SCH	qtz	bio			FG	FO				silicified. Pat cla and ser. Many small foliated MGR sections. One 20cm section of very cla alt brx.	qtz	PER	i	cla	PAT	m	minor ser.
Nucleus	GRD09-150	Z. Gazdik		18/08/09				227.46	228.7	MGR	MGR	qtz	cla			MG	FO				very cla alt and some of the cla has been washed out. Minor faults with slickensides.	cla	PSM	i	qtz	PAT	m	
Nucleus	GRD09-150	Z. Gazdik		18/08/09				228.7	229.47	BRX	BRX	qtz	cla			FG	BX	FO			silicified. Granular in sections with cla matrix. Sch dominantly, but some of the MGR as well. Clasts are subrounded to sub angular. Minor ser. Slicken slides on small fault surface at beginning of brx. Tiny, anhedral grains and one euhedral grain of bright blue anhydrite. Slightly fibrous and elongate in the euhedral grain. Throughout brx.	cla	PAT	i	qtz	PAT	i	ser
Nucleus	GRD09-150	Z. Gazdik		18/08/09				229.47	229.97	MGR	MGR	qtz	cla			MG	FO				same MGR as above.	cla	PSM	i	qtz	PAT	m	
Nucleus	GRD09-150	Z. Gazdik		18/08/09				229.97	232.31	SCH	SCH	qtz	cla			FG	FO				silicified, bleached, cla alt and minor ser. Fractured and slight deformation. Minor vuggy brx with some siderite in the vugs.	qtz	PER	i	cla	PAT	m	minor ser.
Nucleus	GRD09-150	Z. Gazdik		18/08/09				232.31	239.62	SCH	SCH	bio	qtz			FG	FO				bio decreased down hole and is replaced increasingly with epi alt and bleaching. Minor cla. Relict gar. Large- up to 1cm. Still slightly pink. Blebby mineralization around some of the gar. Mafic halo around gar. Relict gra folded and deformed into the sh. moderate grn intrusions. minor silicified selvages around veins. augens and boudins. some small more sheared zones. Almost MY? Small brx near CTC with MGR. Matrix is pyr with 4% cpy. OooooooOOOoooooH!!!	qtz	PER	s	cla	PAT	s	epi moderate. Minor ser.
Nucleus	GRD09-150	Z. Gazdik		18/08/09				239.62	242.36	MGR	MGR	qtz	cla			CG	FO				some larger grains-augens. Was mildly porphyritic? Cla alt fds. Minor ser and occasional faulting.	cla	PSM	i	qtz	PAT	w	minor ser.
Nucleus	GRD09-150	Z. Gazdik		18/08/09				242.36	242.85	MGR	MGR	qtz	cla			FG	FO				very alt and darker in colour than the other MGR. patchy sulf. Possibly very alt sch?	cla	PSM	i	qtz	PAT	w	minor ser
Nucleus	GRD09-150	Z. Gazdik		18/08/09				242.85	247.3	MGR	MGR	qtz	cla			CG	FO				same as CG MGR above.	cla	PSM	i	qtz	PAT	w	minor ser.
Nucleus	GRD09-150	Z. Gazdik		18/08/09				247.3	252.87	SCH	SCH	qtz	cla			FG	FO				silicified. Very cla alt and some ser. Cla alt increases the bottom of the unit. moderate fracturing and minor foliated MGRs and dykes. Bleached. Minor secondary bio. Small mineralized section near a large ~ 5cm massive qtz vein. Contains tr blue anhydrite crystals. Augens and minor boudins. Small section rich in alt gar- Appears to be more sheared than the rest. Minor brx near sheared zone. multiple small highly sheared zones.	qtz	PER	i	cla	PAT	s	moderate ser alt. Brighter green near some of the sheared zones. Secondary bio alt. Banded and in sheared zones.

Dataset	Hole_ID	Logged_by	Edited_by	Date_Logged	Ox_From	Ox_To	OXIDATION	Lith_From	Lith_To	Litho	Litho_orig	Litho-1	Litho-2	% qtz Phenocryst	% fds Phenocryst	Grain Size	Texture-1	Texture-2	BxClast_1	BxClast_2	Lithology Description	Dominant Alteration	Dominant Alteration Style(occurrence)	Dominant Alteration Intensity	Secondary Alteration	Secondary Alteration Style(occurrence)	Secondary Alteration Intensity	Alteration Description
Nucleus	GRD09-150	Z. Gazdik		18/08/09				252.87	253.72	QFP	QFP	qtz	fds	4	15	VF	FP				large fds phenos up to 1 1/2 cm. Some of the larger ones are poikiloblastic with smaller fds? (look like fds) within, and others are zoned. Some of the fds are more lath-like and cla alt, while some are more stunted and ser alt. Dominantly most have ser. minor brx particularily at UCTC.	qtz	PER	i	cla	PSM	s	strong ser alt.
Nucleus	GRD09-150	Z. Gazdik		18/08/09				253.72	256.85	SCH	SCH	qtz	cla			FG	FO				silicified and cla alt. Some ser and secondary bio. Moderate patchy bleaching. Minor folding and formation of S and C cleavages between some of the fold limbs-parasitic mini folds turning into crenullation cleavages? Some primary bio patches.	qtz	PER	i	cla	PAT	s	some ser alt and secondary bio.
Nucleus	GRD09-150	Z. Gazdik		18/08/09				256.85	257.95	QFP	QFP	qtz	fds	4	15	VF	FP				minor flow banding at CTCs. Phenos are smaller in this QFP than the one above. Largest are up to 1cm, but dominantly they are 1mm for the fds phenos while in the other they were 2mm. Many of the qtz eyes and fds are replaced by pyr. Cla and ser alt. The CTCs with the SCH are minorly brx and sheared.	qtz	PER	i	cla	PSM	s	pyr replacing phenos.
Nucleus	GRD09-150	Z. Gazdik		18/08/09				257.95	258.85	MGR	MGR	qtz	fds			FG	EG				some flow banding near CTCs. Minor SCH unit between QFP and MGR, but too small to break out as separate unit. It is very alt. At UCTC of MGR there is also an influx of silica appearing to come from the QFP, indicating a younger age for the QFP than that of the MGR. The MGR is very cla alt and rich in sulfides.	qtz	PAT	i	cla	PSM	i	some ser alt.
Nucleus	GRD09-150	Z. Gazdik		18/08/09				258.85	260.53	SCH	SCH	qtz	cla			FG	FO				silicified. Same as SCH above MGR and QFP, except more bleaching, less secondary bio and less deformation. Minor formation of augens and boudins.	qtz	PER	i	cla	PAT	i	ser alt, minor secondary bio.
Nucleus	GRD09-150	Z. Gazdik		18/08/09				260.53	266.59	FIN	FIN	qtz	fds			VF	FP				faint flow banding at CTCs. Porphyritic, but with very few larger phenos. Some are large fds like that of the QFP and some may have been qtz eyes that are now replaced by pyr. Many are very small. These small phenos are much denser and appear as though they are a crystal mush. THere are some small sections that appear to be deformed or much more flow banded? They are slightly foliated and the grains are courser and look a little more like that of the MGR above.	qtz	PER	i	cla	PSM	s	ser alt.
Nucleus	GRD09-150	Z. Gazdik		19/08/09				266.59	276.12	SCH	SCH	qtz	cla			FG	FO				silicified and bleached except for some small patches of only silicified sch. Banding of chl and secondary bio in the less bleached sections. Many small GRN intrusions consisting of foliated dykes and MGRs and one unfoliated PPF. Most of the intrusions follow foliation. Minor faulting. minor relict gar. Very alt.	qtz	PER	i	cla	PAT	s	some secondary bio, chl and ser.
Nucleus	GRD09-150	Z. Gazdik		19/08/09				276.12	280.44	SCH	SCH	qtz	bio			FG	FO				silicifed, chl and minor epi alt. alt gar. Still slightly pink, but turning to chl. Some of them appear to have a sinistral motion, but it is not well defined. Minor MGR intrusions. Minor patchy bleaching and cla alt. Increases down hole. Secondary bio alt.	qtz	PER	i	chl	PAT	s	some secondary bio and minor cla. Epi alt and lminor ser.
Nucleus	GRD09-150	Z. Gazdik		19/08/09				280.44	282.75	SCH	SCH	qtz	cla			FG	FO				silicified and bleached. Cla alt. Lots of MGR intrusions, mostly foliated. Follow foliation. Minor brx.	qtz	PER	i	cla	PAT	i	some ser alt.
Nucleus	GRD09-150	Z. Gazdik		19/08/09				282.75	283.46	SCH	SCH	qtz	cla			FG	BX	FO			silicified. Crackle brx. Minor foliated MGR intrusions. Trace anhydrite-bright blue, fibrous, elongate crystals. Cla and ser alt.	qtz	PER	i	cla	FFL	i	ser FFL, s. Cla and ser also replacing mafics and fds in SCH and MGR.
Nucleus	GRD09-150	Z. Gazdik		19/08/09				283.46	287.43	SCH	SCH	qtz	cla			FG	FO				very silicified and bleached. Cla alt. minor secondary bio bands. Some small foliated MGR intrusions parallel to foliation. Very minor relict gar. Some sections are very fractured and one section is fractured and brx.	qtz	PER	i	cla	PAT	s	some minor secondary bio and ser.

Dataset	Hole_ID	Logged_by	Edited_by	Date_Logged	Ox_From	Ox_To	OXIDATION	Lith_From	Lith_To	Litho	Litho_orig	Litho-1	Litho-2	% qtz Phenocryst	% fds Phenocryst	Grain Size	Texture-1	Texture-2	BxClast_1	BxClast_2	Lithology Description	Dominant Alteration	Dominant Alteration Style(occurrence)	Dominant Alteration Intensity	Secondary Alteration	Secondary Alteration Style(occurrence)	Secondary Alteration Intensity	Alteration Description
Nucleus	GRD09-150	Z. Gazdik		19/08/09				287.43	291.92	SCH	SCH	qtz	bio			FG	FO				patchy with very silicified sections....Or ultramylonitic and any visible foliation is due to intense shearing? Minor GRN (some MGR and some possibly MGR, but very alt) intrusions. Protomylonitic sch at CTC of some of the MGR. minor epi alt and ser alt. Moderate secondary bio. some boudins and small augens. some small foliated MGR cuts a courser grained and partly sheared GRN unit.	qtz	PER	i	bio	PAT	m	ser, epi and minor cla alt.
Nucleus	GRD09-150	Z. Gazdik		19/08/09				291.92	293.24	MGR	MGR	qtz	fds			MG	EG	FO			silicified and highly fractured sections that appear to be due to faulting. Cla and ser alt. Small sch xenos. There is a large gar of 1cm diameter with a small sch rim. The gar is alt, but still slightly pink.	qtz	PER	i	cla	FFL	s	ser on ffl and psm. Cla psm.
Nucleus	GRD09-150	Z. Gazdik		19/08/09				293.24	294.12	SCH	SCH	qtz	bio			FG	FO				very silifified. Possibly an ultraMY. Bands of secondary bio and chl. Minor epi alt.	qtz	PER	i	bio	PAT	s	some ser and minor epi and chl.
Nucleus	GRD09-150	Z. Gazdik		19/08/09				294.12	294.53	MGR	MGR	qtz	fds			FG	FO	FP			slightly foliated. Minorly porphyritic.	qtz	PER	i	cla	PSM	s	some ser.
Nucleus	GRD09-150	Z. Gazdik		19/08/09				294.53	298.7	SCH	SCH	bio	qtz			FG	FO				silicified. Minor bleaching and cla alt. minor foliated MGR intrusions. Some are very alt and look to have been through some shearing. Some rubbly and fractured sections. Minor faulting. Minor sections with shearing-forming boudins, some augens. Small relict gar.	qtz	PAT	s	cla	PAT	m	some secondary bio and ser. Very minor epi.

Hole_ID	Min_From	Min_To	pyrite	Pyrite %	Cpy%	Prt%	Asp%	Other	Other%	Mineralization Description
GRD09-150	29.35	30.04					10			possible asp? Very micacious zone. Dark gray and silvery.
GRD09-150	30.34	30.48					10			possible asp? Very micacious zone. Dark gray and silvery.
GRD09-150	47.2	47.9	pyr	2						small diss blebs. More intense near veins.
GRD09-150	48.78	49.04	pyr	0.5						diss small blebs.
GRD09-150	52.56	53.76	pyr	1						small diss blebs.
GRD09-150	53.76	55.44	pyr	30						Massive, blebby and minor boxwork. Follows a 60 to CA foliation for most of it. Some randomly blebby patches. Occasional cubic pyr.
GRD09-150	55.44	61.97	pyr	2						small diss blebs.
GRD09-150	61.97	62.51	pyr	0.5						diss small blebs.
GRD09-150	62.51	64.95	pyr	3						diss
GRD09-150	64.95	68.34	pyr	1						diss blebs
GRD09-150	79.19	85.7						lim	35	hem-4%. Goethite, lim and hem are patchy throughout the brx.
GRD09-150	99.84	105.74	pyr	1						scattered splotchy blebs and slighlty in foliation
GRD09-150	105.74	106.96	pyr	1						diss and replacing mafics in the gra.
GRD09-150	106.96	107.91	pyr	15			0.001	sox	5	Minorly magnetic
GRD09-150	107.91	109.29	pyr	0.5						blebby
GRD09-150	110.58	114.8	pyr	0.01				sox	0.001	diss.
GRD09-150	120.82	121.19						sox	1	diss small blebs.
GRD09-150	132.8	132.95	pyr	5						blebby
GRD09-150	136.23	141.43	pyr	1						diss small blebs.
GRD09-150	141.43	145.36	pyr	0.001						diss
GRD09-150	145.36	145.74						sox	0.5	diss
GRD09-150	145.74	146.07						sox	2	patchy near LCTC of MGR
GRD09-150	147.28	148.83						sox	1	in foliation, particularily in qtz bands.
GRD09-150	148.83	149.93						sox	1	diss
GRD09-150	149.93	150.88						sox	0.5	in foliation, particularily in qtz bands.
GRD09-150	157.76	158.13	pyr							in cement and diss.
GRD09-150	158.13	161.4						sox	1	small diss blebs.
GRD09-150	161.4	165.82	pyr	1						small diss blebs.
GRD09-150	165.82	166.67	pyr	0.5	0.001					diss
GRD09-150	166.67	176.77	pyr	0.5		0.001				prt in gar, pyr diss.
GRD09-150	176.77	181.56	pyr	0.5						diss
GRD09-150	181.56	184.65	pyr	2						diss small blebs.
GRD09-150	184.65	185.07	pyr	1						diss and diss small blebs.
GRD09-150	185.07	186.44	pyr	0.5						diss small blebs.
GRD09-150	186.44	190.19	Pyr	0.5						diss small blebs.
GRD09-150	190.19	193.22	pyr	1						diss small blebs.
GRD09-150	193.22	200.19	pyr	0.5			0.001			diss and diss small blebs.
GRD09-150	200.19	200.68	pyr	1						patchy near vein and tr diss.
GRD09-150	200.68	203.38	pyr	0.001						diss
GRD09-150	203.38	205.7	pyr	4						patchy blebs
GRD09-150	205.7	206.74	pyr	5						patchy blebs. Increased amount near CTCs.
GRD09-150	206.74	208.86	pyr	5						patchy blebs and fine grained diss in silicified patches.
GRD09-150	208.86	209.51	pyr	20	1		3			patchy, blebs and massive.
GRD09-150	209.51	210.59	pyr	0.5						small patchy blebs
GRD09-150	210.59	219.44	pyr	20	1	3	5			massive, blebby, boxwork, euhedral
GRD09-150	219.44	221.63	pyr	10						mottled and blebby
GRD09-150	221.63	222.76	pyr	1				sox	2	small patchy blebs
GRD09-150	222.76	222.79	pyr	85						massive, patchy.
GRD09-150	222.79	223.62	pyr	1						small patchy blebs
GRD09-150	224.2	227.46	pyr	5			0.001			patchy blebs and a few small specs of asp.
GRD09-150	227.46	228.7	pyr	0.5				sox	0.5	diss. One large bleb with pyr and sox.
GRD09-150	228.7	229.47	pyr	2	0.01			sox	0.5	diss patchy blebs.
GRD09-150	229.47	229.97	pyr	0.5				sox	0.5	diss
GRD09-150	229.97	232.31	pyr	0.5						diss
GRD09-150	232.31	239.5	pyr	8	0.001					large patchy belbs and in pressure shadows around gar
GRD09-150	239.5	239.62	pyr	50	2					brx cement.
GRD09-150	239.62	242.36	pyr	0.001			0.001			diss
GRD09-150	242.36	242.85	pyr	8						faintly patchy and diss.

Hole_ID	Min_From	Min_To	pyrite	Pyrite %	Cpy%	Prt%	Asp%	Other	Other%	Mineralization Description
GRD09-150	242.85	247.3	pyr	0.001						
GRD09-150	247.3	249.94	pyr	1						small diss blebs
GRD09-150	249.94	250.28	pyr	5				sox	10	patchy and blebby.
GRD09-150	250.28	252.87	pyr	1						small diss blebs
GRD09-150	252.87	253.72	pyr	2						pyr replacing phenos and diss in groundmass.
GRD09-150	253.72	256.85	pyr	5			0.001			patchy and blebby.
GRD09-150	256.85	257.95	pyr	5						replacing phenos and diss.
GRD09-150	257.95	258.85	pyr	4				sox	2	diss small blebs.
GRD09-150	258.85	260.53	pyr	4						patchy small blebs and diss
GRD09-150	260.53	266.59	pyr	5	0.01		0.001			pyr is in diss small blebs or replacing phenos and the cpy and asp are diss or found with the pyr. There is also one small section with increased euhedral asp grains.
GRD09-150	266.59	276.12	pyr	2			0.5	sox	1	diss small blebs.
GRD09-150	276.12	280.44	pyr	2						patchy diss very small blebs and replacing some small gar.
GRD09-150	280.44	282.75	pyr	0.5						diss small blebs.
GRD09-150	283.46	287.43	pyr	0.5						diss small blebs.
GRD09-150	287.43	291.92	pyr	0.5						diss
GRD09-150	291.92	293.24						sox	5	diss small angular blebs
GRD09-150	293.24	294.12	pyr	0.5						diss
GRD09-150	294.12	294.53	pyr	3				sox	1	pat diss small blebs.
GRD09-150	294.53	298.7	pyr	1						within foliation. Diss.

Hole_ID	Structure From	Structure To	foliation CA	Beta	foliation strike	foliation dip	Struct_type1	Struct_subtype1	Struct_CA1	Struct_Beta1	Struct_strike1	Struct_dip1	Structure Description
GRD09-150	6.5	6.6	75										
GRD09-150	7.84	8	70										
GRD09-150	10.62	10.77	80										
GRD09-150	11.95	12.05	70										
GRD09-150	14.94	15.24	80										
GRD09-150	17.15	17.25	70										
GRD09-150	19.64	19.84	70										
GRD09-150	21.69	22.5	50										
GRD09-150	22.5	22.65	90										
GRD09-150	22.65	22.7	50										
GRD09-150	22.7	23.24	70										
GRD09-150	25	25.05					AXF		87				Fold shows sinistral motion.
GRD09-150	25.05	25.25	80										
GRD09-150	26.95	27.1	80										
GRD09-150	29.9	30	35										
GRD09-150	30	30.005					AXF		70				
GRD09-150	30.005	30.09	45										
GRD09-150	30.09	30.2	70										
GRD09-150	31	31.5	70										
GRD09-150	33.37	33.44	80										
GRD09-150	36.77	36.93	80										
GRD09-150	37.38	37.56	75										
GRD09-150	39.85	40.02	75										
GRD09-150	44.4	44.5	70										
GRD09-150	46.81	47.11	70										
GRD09-150	47.34	47.49	70										
GRD09-150	48.8	49.04	70										
GRD09-150	49.25	49.45					BRX		30	345	77	86	078/84 with brunton for the BRX.
GRD09-150	49.45	49.48	80	140	109	20							
GRD09-150	52.65	52.85	70										
GRD09-150	53.88	53.98	60										
GRD09-150	57.45	57.74	70										
GRD09-150	61.97	62					CTC	SCH-MGR	80				UCTC of MGR
GRD09-150	62.45	62.5	70										
GRD09-150	62.51	62.54					CTC	SCH-MGR	60				LCTC of MGR
GRD09-150	63.8	64	70										
GRD09-150	65.7	65.8	70	120	137	24							
GRD09-150	71.03	71.2	80										
GRD09-150	72.07	72.18					BRX		3				cement rich breccia within main sch brx.
GRD09-150	72.23	72.32					BRX		25				cement rich breccia within main sch brx.
GRD09-150	73.74	73.9	75										
GRD09-150	76.3	76.4	85										
GRD09-150	86.37	86.58	70										
GRD09-150	87.22	87.41					BRX		8				rounded clasts of fine grained silica, qtz vein, and sch. Possible qtz eyes. Slightly vuggy with a fine grained cement rich in lim and small clasts/crystals. Moderate ser alt.
GRD09-150	88.46	88.56							30				some silica cement with 40% partly leached lim and cla. And some crackle brx.
GRD09-150	91.5	91.55	70										difficult to see defined foliation
GRD09-150	92.3	92.42	80										
GRD09-150	93.04	93.14	40										
GRD09-150	94.28	94.4	70										
GRD09-150	94.77	94.78	60										
GRD09-150	95.8	95.9	50										
GRD09-150	97.42	97.54	70										
GRD09-150	99.94	100.08	80										
GRD09-150	100.67	101.1	70										
GRD09-150	101.1	101.9	80										
GRD09-150	102.42	102.62	60										
GRD09-150	104.9	105	70										
GRD09-150	108.4	108.6	60										
GRD09-150	109.56	109.87	70										
GRD09-150	113.71	113.91	80										
GRD09-150	116.07	116.22	70										
GRD09-150	117.6	117.84	80										
GRD09-150	118.33	118.35	60				CTC	SCH-MGR	60				UCTC of MGR
GRD09-150	118.9	118.92	70				CTC	SCH-MGR	70				LCTC of MGR
GRD09-150	121.19	121.21	60				CTC	SCH-MGR	60				LCTC of MGR
GRD09-150	121.21	121.4	60										
GRD09-150	121.73	121.85	80										
GRD09-150	122.2	122.3	75										
GRD09-150	122.8	123.3	40										
GRD09-150	124.4	124.6	40										
GRD09-150	124.68	124.88	70										
GRD09-150	128.3	128.45	70										

Hole_ID	Structure From	Structure To	foliation CA	Beta	foliation strike	foliation dip	Struct_type1	Struct_subtype1	Struct_CA1	Struct_Beta1	Struct_strike1	Struct_dip1	Structure Description
GRD09-150	132	132.35	70										
GRD09-150	134.57	134.71	70										
GRD09-150	136.23	136.26					CTC	SCH-FIN	70				UCTC of FIN
GRD09-150	141.8	141.95	70										
GRD09-150	143.37	143.47	80										
GRD09-150	145.74	145.76					CTC	SCH-MGR	70				LCTC of MGR
GRD09-150	145.76	146.07	70										
GRD09-150	148.43	148.53	70										
GRD09-150	149.7	149.8					BRX		20				qtz and sox cement. Rounded clasts.
GRD09-150	149.93	149.94	70				CTC	SCH-MGR	80				LCTC of MGR
GRD09-150	150	150.25					FAU		0				
GRD09-150	150.25	150.3					FAU		20				
GRD09-150	150.9	151	70										
GRD09-150	153.2	153.37	70										
GRD09-150	155.47	155.6					BRX		20				
GRD09-150	156.78	156.9	70										
GRD09-150	160.02	160.12	70										
GRD09-150	162.31	162.51	70										
GRD09-150	166.73	167	70	180	90	7							
GRD09-150	169.67	169.91	70										
GRD09-150	171.64	171.79	80										
GRD09-150	171.79	171.94	60										
GRD09-150	172.29	172.49	80										
GRD09-150	175.57	175.77	80										
GRD09-150	179.81	180.04	80										
GRD09-150	184	184.27	70										
GRD09-150	184.9	185.07	80										
GRD09-150	186.2	186.3	80										
GRD09-150	188.03	188.19	70										
GRD09-150	188.19	188.49					FAU		10				
GRD09-150	192.05	192.18					FAU		25				
GRD09-150	193.62	193.8	50										
GRD09-150	194.04	194.15	70										
GRD09-150	195.8	195.9	60										
GRD09-150	197.68	197.97	70										
GRD09-150	199.4	199.64	70	220	41	17							
GRD09-150	203.27	203.47	70										
GRD09-150	206.84	207.13					BRX		30				near LCTC of FIN. Very alt sch clasts. Possible FIN clasts? Hard to tell. Massive pyr in the cement. Tr asp. Subrounded clasts.
GRD09-150	207.43	207.63	70	220	41	17							
GRD09-150	209.8	209.9	50	80	145	51							
GRD09-150	210.9	211.3	60	85	139	41							
GRD09-150	213.1	213.15	35	80	154	63							
GRD09-150	213.44	213.46					CTC	FIN-MSK	60	90	142	39	brunton check-139/45. UCTC of FIN
GRD09-150	213.57	213.6					CTC	FIN-MSK	60	90	142	39	LCTC of FIN
GRD09-150	219.64	219.84	40										
GRD09-150	222	222.3	75										
GRD09-150	223.62	223.65					CTC	SCH-MGR	45				UCTC of MGR
GRD09-150	224.2	224.22					CTC	SCH-MGR	80				LCTC of MGR
GRD09-150	226	226.3	80										
GRD09-150	227.46	227.5					CTC	SCH-MGR	30	140	213	42	
GRD09-150	228.68	228.7					FAU		50				
GRD09-150	230.92	231.1	70	215	42	15							
GRD09-150	233.6	233.8	80										
GRD09-150	236.9	237.07	80										
GRD09-150	239.5	239.62					BRX		30				
GRD09-150	239.62	239.63					CTC	SCH-MGR	50				UCTC of MGR
GRD09-150	242.4	242.55					FAU		20				
GRD09-150	247.3	247.33					CTC	SCH-MGR	70				LCTC of MGR
GRD09-150	248.9	249	80										
GRD09-150	252.87	252.89					CTC	SCH-QFP	60				UCTC of QFP
GRD09-150	253.83	253.88					AXF		80				Small parasitic folds on these folds as well as formation of crenullation cleavages. Small fold axis cleavages as well were fluids have deposited pyr.
GRD09-150	253.88	253.91					AXF		70				
GRD09-150	253.91	253.95					AXF		70				
GRD09-150	255.7	255.8	70	330	76	45							
GRD09-150	258.85	258.88	70				CTC	SCH-MGR	70				LCTC of MGR
GRD09-150	259.8	259.9	70										
GRD09-150	260.53	260.58					CTC	SCH-FIN	60				The UCTC of the FIN is minorly brx.
GRD09-150	266.59	266.65					CTC	SCH-FIN	40				LCTC of the FIN
GRD09-150	268.47	268.66	70										
GRD09-150	269.96	270.26	70										

Hole_ID	Structure From	Structure To	foliation CA	Beta	foliation strike	foliation dip	Struct_type1	Struct_subtype1	Struct_CA1	Struct_Beta1	Struct_strike1	Struct_dip1	Structure Description
GRD09-150	272.7	272.8	60										
GRD09-150	273.05	273.2	50										minor fold near transition from 60-50. Perhaps parasitic fold on a limb? Fold axis of small fold follows possible direction of main fold.
GRD09-150	273.32	273.5	60										
GRD09-150	276.02	276.23	50										
GRD09-150	276.23	276.3	60										
GRD09-150	277.05	277.36	60										
GRD09-150	281.18	281.38	70										
GRD09-150	285	285.2	70										
GRD09-150	289.19	289.34	70										
GRD09-150	289.56	289.66	70	345	83	47							
GRD09-150	294	294.1	70										
GRD09-150	294.12	294.13					CTC	SCH-MGR	60				UCTC of MGR
GRD09-150	294.53	294.55					CTC	SCH-MGR	55				LCTC of MGR
GRD09-150	295.96	296.1	70										

Hole_ID	Vein From	Vein To	Number of Veins	Cummulative Vein Thickness mm	Common Thickness mm	Vein Inf-Type_1	Dominent Inf-Mineralogy_1	Sulfide Mineralogy_1_1	Sulfide Mineralogy_1_2	Sulfide Mineralogy_1_3	Total Sulfde %_1	Vein CA_1	Inf-Beta_1	Inf-Strike_1	Inf-dip_1	Vein Inf-Type_2	Dominent Inf-Mineralogy_2	Sulfide Mineralogy_2_1	Sulfide Mineralogy_2_2	Sulfide Mineralogy_2_3	Total Sulfde %_2	Vein CA_2	Inf-Beta_2	Inf-Strike_2	Inf-dip_2	Vein Zone Description
GRD09-150	5.79	9.34	21	140	1	MA	lim	sox	hem		35	40				MA	qtz	sox	hem		0.001	70				tr hem. Minor vugs in the sox rich veins. Tr possible asp.
GRD09-150	9.34	12.19	60	60	1	VU	lim					30														veins have been leached.
GRD09-150	12.19	30.58	240	270	1	BA	lim	hem	sox	pyr	35					NS	lim	sox	hem		15					many of the lim rich veins are low angle to CA, ranging roughly from 0-35. They are highly leached and alt. There is also a similar number of lim veins that follow foliation. They are less leached and are highly ser alt.
GRD09-150	30.58	32.82	75	80	1	SP	lim	hem			25	50				NS	lim	hem			35					
GRD09-150	32.82	35.36	75	80	1	NS	lim	hem	pyr		10															
GRD09-150	35.36	36.6	35	35	1	NS	lim	hem	pyr		5															May be more veins, but due to intense fracturing and alt it is difficult to identify veins.
GRD09-150	36.6	40.36	135	140	1	NS	lim	hem	pyr		5					SP	lim	pyr	hem		35	30				
GRD09-150	43.64	44.36	32	45	1	NS	pyr	lim			35					NS	pyr	asp	lim		15	15				
GRD09-150	44.36	47.2	90	93	1	NS	pyr	sox	asp		1					PL	lim	pyr			5	70				planar veins follow foliation.
GRD09-150	47.2	47.9	75	75	1	NS	pyr	lim	hem	sox	35					BA	qtz	pyr	lim	hem	25	50				the BA vein is about 1cm in width and cross-cuts foliation. Most of the veins have a lim selvage.
GRD09-150	47.9	48.78	80	80	1	NS	pyr	lim	sox		30					CL	pyr	sox	lim		40					The CL veins are dominantly in the small intrusions and have a lim selvage and blebby growths of lim.
GRD09-150	48.78	49.04	20	15	0.5	MV	lim	pyr			5					NS	lim	pyr			5					
GRD09-150	49.04	49.88	50	75	1	NS	pyr	prx	lim		30															some of the veins have blebby growths, and they have lim selvages up to 3mm. One vein has a large pyr bleb up to 0.5cm in width.
GRD09-150	49.88	50.7	22	20	1	NS	lim																			
GRD09-150	50.7	52.56	26	28	1	NS	lim	pyr			5															
GRD09-150	52.56	53.76	10	10	1	NS	lim	pyr			30															
GRD09-150	53.76	55.44	3	8	2	MA	pyr	lim			30	5														
GRD09-150	55.44	61.97	40	45	1	NS	lim	pyr			20															some cla veins and moderate amount of epi veins.
GRD09-150	61.97	62.51	11	11	1	NS	lim																			
GRD09-150	62.51	64.95	80	80	1	NS	lim	pyr			8					MV	lim					20				
GRD09-150	64.95	68.34	35	36	1	NS	lim	pyr			40															
GRD09-150	68.34	69.02	80	80	1	NS	lim																			
GRD09-150	69.02	69.51	4	3	1	NS	sox	pyr								MA	pyr	bor			5	10	65			
GRD09-150	69.51	71.75	27	29	1	NS	lim																			some cla in the veins.
GRD09-150	71.75	73.08	8	6	1	NS	lim																			
GRD09-150	73.08	74.35	17	17	1	NS	lim									SP	lim									
GRD09-150	74.35	76.44	23	26	1	NS	lim	hem			3															Some of the veins are leached and vuggy.
GRD09-150	77.72	79.19	11	11	1	NS	lim																			
GRD09-150	79.19	85.7	45	50	1	NS	lim	hem			1															
GRD09-150	85.7	91.46	19	25	1	NS	lim	hem			1															
GRD09-150	91.46	92.18	4	3	1	NS	lim	hem			0.5															
GRD09-150	92.18	92.62	2	2	1	NS	lim																			
GRD09-150	92.98	95.32	15	15	1	NS	lim																			
GRD09-150	95.7	99.84	17	23	1	NS	lim	hem			5					NS	qtz	hem			3					
GRD09-150	99.84	105.74	29	40	1	NS	lim	pyr			1					NS	qtz	pyr			45					a couple of veins are vuggy and contain cubic pyr and minor hem. Some of the veins contain epi.
GRD09-150	105.74	106.96	75	115	1	CL	bio	pyr	asp		5					BA	qtz	asp	pyr		1	50				the banded vein consists of qtz bands on the outsides of the vein, euhedral 3mm tall crystals with course cal in the centre.

Hole_ID	Vein From	Vein To	Number of Veins	Cummulative Vein Thickness mm	Common Thickness mm	Vein Inf-Type_1	Dominent Inf-Mineralogy_1	Sulfide Mineralogy_1_1	Sulfide Mineralogy_1_2	Sulfide Mineralogy_1_3	Total Sulfde %_1	Vein CA_1	Inf-Beta_1	Inf-Strike_1	Inf-dip_1	Vein Inf-Type_2	Dominent Inf-Mineralogy_2	Sulfide Mineralogy_2_1	Sulfide Mineralogy_2_2	Sulfide Mineralogy_2_3	Total Sulfde %_2	Vein CA_2	Inf-Beta_2	Inf-Strike_2	Inf-dip_2	Vein Zone Description
GRD09-150	106.96	107.91	4	4	1	NS	pyr																			
GRD09-150	107.91	109.29	65	75	1	NS	qtz	pyr	sox	pyr	40															qtz is fine grained. Slight magnetic patch in a vein at 108.35m. Visible pyr in mid section.
GRD09-150	109.29	110.58	8	10	1	NS	bio	pyr																		minor epi in the veins. Qtz and bio selvages.
GRD09-150	110.58	114.8	90	110	1	NS	pyr	asp								SP	pyr	asp	cpy		10	30				One large vein with pyr, asp and tr cpy has a 15 to CA angle.
GRD09-150	114.8	118.33	56	58	1	NS	pyr									NS	cla	pyr			15					
GRD09-150	118.33	118.9	2	2	1	MA	cla	pyr	sox		20	5				NS	pyr									pyr in the cement of the brecciated sections along with silica/chert.
GRD09-150	118.9	120.82	110	120	1	VU	pyr																			
GRD09-150	120.82	121.19	1	1	1	MA	sox	pyr	asp		5															
GRD09-150	121.19	124.2	45	45	1	NS	sox	pyr	asp		10															
GRD09-150	124.2	127.01	19	23	1	NS	qtz	pyr	asp		35					NS										
GRD09-150	127.01	128.85	3	13	2	VU	qtz	pyr	sox		10															
GRD09-150	128.85	136.23	75	110	1	NS	pyr									VU	qtz	pyr	asp							One large vein/small MSK with asp and pyr. Euhedral and up to 4mm crystals.
GRD09-150	136.23	141.43	340	342	1	SP	pyr	sox	asp	cpy	10	50				SP	pyr	hem	sox		30	20				hem is unoxidized.
GRD09-150	141.43	145.36	65	68	1	NS	pyr	asp			10															
GRD09-150	145.36	145.74	25	25	1	NS	pyr	sox			35					CL	sox	pyr			30					
GRD09-150	145.74	146.07	3	3	1	NS	pyr																			
GRD09-150	146.07	147.28	35	40	1	NS	cla	sox	pyr		35															
GRD09-150	147.28	148.83	5	5	1	NS	sox	pyr			25															
GRD09-150	148.83	149.93	10	20	1	NS	sox																			
GRD09-150	149.93	150.88	9	9	1	NS	sox	pyr			10															
GRD09-150	151.87	154.6	11	11	1	VU	sox	pyr			3															
GRD09-150	154.6	157.76	6	25	1	NS	cla	sox	pyr		10					MA	pyr					70				The MA vein is larger and has small cla alt fds grains within.
GRD09-150	158.13	161.4	18	18	1	NS	sox	pyr			20															
GRD09-150	161.4	165.82	14	18	1	NS	pyr																			
GRD09-150	165.82	166.67	4	9	2	SP	bio	pyr			35															
GRD09-150	166.67	176.77	26	26	1	NS	pyr	sox			10					MA	prt	cpy			0.001					one vein with visible prt and cpy.
GRD09-150	176.77	181.56	22	35	1	VU	pyr									NS	cal	pyr			15					one 1cm thick vuggy vein with sox and cubic pyr.
GRD09-150	181.56	184.65	4	9	1	NS	qtz	pyr			40					NS	asp	pyr			15					the asp bearing vein is blebby and patchy. Located near the end of the section.
GRD09-150	184.65	185.07	55	65	1	NS	pyr									NS	asp	sox	pyr		15					some veins are with qtz and patchy pyr
GRD09-150	185.07	186.44	14	29	1	NS	qtz	pyr	prt	cpy	20															
GRD09-150	186.44	190.19	90	90	1	Cl	sox	pyr			5					NS	pyr									
GRD09-150	190.19	193.22	30	30	1	CL	sox	pyr			5															
GRD09-150	193.22	200.19	19	20	1	NS	pyr									NS	prt									some veins have both.
GRD09-150	200.19	200.68	4	8	1	NS	pyr																			
GRD09-150	200.68	203.38	15	18	1	NS	pyr																			
GRD09-150	203.38	205.7	110	115	1	NS	pyr	pyx								SP	pyr	cpy			0.001	30				
GRD09-150	205.7	206.74	25	30	1	SP	pyr	asp			5	30				NS	pyr									
GRD09-150	206.74	208.86	55	60	1	SP	pyr	asp				30	95	170	61											
GRD09-150	208.86	209.51	9	9	1	NS	pyr	asp			1															
GRD09-150	209.51	210.59	22	22	1	SP	pyr	asp			0.001	30														
GRD09-150	210.59	219.44	235	265	1	SP	pyr	cpy	asp		10	30				NS	pyr	sox	cpy		10					a couple malachite and azurite veins at about 20 to CA.
GRD09-150	219.44	221.63	40	43	1	SP	pyr									NS	pyr									
GRD09-150	221.63	223.62	33	35	1	NS	pyr	cpy			0.001															
GRD09-150	223.62	224.2	17	25	1	SP	pyr	sox			15	20				NS	pyr	sox			15					
GRD09-150	224.2	227.46	100	125	1	NS	pyr	cpy																		many of the veins vary in size and have patchy pyr blebs around them.

Hole_ID	Vein From	Vein To	Number of Veins	Cummulative Vein Thickness mm	Common Thickness mm	Vein Inf-Type_1	Dominent Inf-Mineralogy_1	Sulfide Mineralogy_1_1	Sulfide Mineralogy_1_2	Sulfide Mineralogy_1_3	Total Sulfde %_1	Vein CA_1	Inf-Beta_1	Inf-Strike_1	Inf-dip_1	Vein Inf-Type_2	Dominent Inf-Mineralogy_2	Sulfide Mineralogy_2_1	Sulfide Mineralogy_2_2	Sulfide Mineralogy_2_3	Total Sulfde %_2	Vein CA_2	Inf-Beta_2	Inf-Strike_2	Inf-dip_2	Vein Zone Description
GRD09-150	227.46	228.7	23	24	1	CL	pyr	sox			35					NS	pyr	sox			30					
GRD09-150	228.7	229.47	10	11	1	CL	sox	pyr	cpy		35					DS	sox	pyr			25					
GRD09-150	229.47	229.97	23	26	1	CL	sox	pyr																		
GRD09-150	229.97	232.31	150	153	1	NS	pyr	sox	asp	cpy	15					CL	pyr	sox	asp	cpy	15					
GRD09-150	232.31	239.62	255	265	1	NS	pyr	sox	cpy	asp	2					SP	pyr	sox	cpy			30				
GRD09-150	239.62	242.36	105	110	1	SP	pyr	asp	cpy		1	30				NS	pyr	sox								
GRD09-150	242.36	242.85	20	23	1	NS	pyr	sox	mol																	
GRD09-150	242.85	247.3	195	198	1	SP	pyr					70				SP	pyr	cpy	mol		0.001	30				CL veins with sox and pyt as well.
GRD09-150	247.3	252.87	180	190	1	NS	pyr	sox			30					SP	pyr	sox	asp	mol	35	85				the moly and asp are tr. Some other SP veins at 40 to CA. One large vein at 251.7 with cla and patchy pyx ~ 1cm in width. Many veins have a silica selvage up to 2mm.
GRD09-150	252.87	253.72	33	35	1	SP	pyr					40				NS	pyr	cpy			0.001					qtz selvages on the veins up to 0.5cm
GRD09-150	253.72	256.85	105	106	1	NS	pyr	cpy	asp		0.001					MA	pyr	sox			15	65	320	69	49	qtz selvages on most of the veins up to 4mm. Some larger veins that are sort of pinched or sheared. They do not go all the way around the core and look to be MGR with some pyr blebs. They are 30 to CA
GRD09-150	256.85	257.95	60	70	1	NS	pyr	cpy	asp		4					NS	pyr	cpy			0.001					the sub-parallel veins vary from 20-70 with dominant CA angles of 40 and 50.
GRD09-150	257.95	258.85	37	47	1	NS	pyr	cpy			0.001					SP	pyr	sox	cpy		15	70				
GRD09-150	258.85	260.53	65	68	1	NS	pyr	sox	cpy		10															
GRD09-150	260.53	266.59	40	43	1	NS	qtz	pyr	cpy	asp	3															tr moly/graph/bis
GRD09-150	266.59	276.12	260	270	1	SP	pyr	prt	asp	cpy	10	40				SP	pyr	sox	cpy		15	80				qtz within many of the veins. Minor cpy within the steeper to CA veins.
GRD09-150	276.12	280.44	155	160	1	SP	pyr	asp	cpy		3	40														
GRD09-150	280.44	282.75	80	90	1	SP	qtz	pyr	sox	cpy	40	80				SP	pyr	cpy			2	40				one 2mm qtz vein at a 80 to CA angle contains graphite/moly? Looks darker than moly and leaves a dark streak so I believe it to be graphite. It is platey. There is also bismuthinite. A lighter silver than the graphite and acicular crystal shape. Slightly built like a castle. The vein is vuggy with euhedral qtz crystals in the void spaces. Also, some 20 to CA veins with vuggy qtz and lots of pyr, minor cpy and minor sox.
GRD09-150	282.75	283.46	12	12	1	SP	qtz	pyr	sox		40	40				CL	qtz	sox	pyr		45					
GRD09-150	283.46	287.43	110	115	1	SP	pyr	cpy	bor		0.001	30				NS	sox	pyr			30					
GRD09-150	287.43	291.92	105	105	1	SP	pyr	sox	cpy		10	40				NS	cla	sox	pyr		15					
GRD09-150	291.92	293.24	20	20	1	CL	sox	pyr																		
GRD09-150	293.24	294.12	10	10		NS	sox	pyr			3															some leached veins that look to have had sulfides
GRD09-150	294.12	294.53	20	20	1	CL	sox	pyr			10					NS	sox	pyr			10					a few leached veins that look SP and may have had sulfides. 20 to CA
GRD09-150	294.53	298.7	25	25	1	NS	sox	pyr			15															some leached veins that look to have had sulfides

Drill Hole Summary

Property:	Nucleus		
Zone:	Nucleus		
Drill Hole ID:	GRD09-153		
UTM Easting:	379000	**Elevation (m):**	989
UTM Northing:	6913725	**Azimuth:**	0
(NAD 83, Zone 8)		**Dip:**	-50
Depth (m):	391.89		
Drill Contractor:	Kluane Drilling Ltd.	**Logged by:**	K. Dodd
Date Started:	19-Aug-09	**Date Started:**	23-Aug-09
Date Completed:	28-Aug-09	**Date Completed:**	31-Aug-09
Core Size:	NTW/BTW after 280 m		

Dataset	Hole_ID	Logged_by	Edited_by	Date_Logged	Ox_From	Ox_To	OXIDATION	Lith_From	Lith_To	Litho	Litho_orig	Litho-1	Litho-2	% qtz Phenocryst	% fds Phenocryst	Grain Size	Texture-1	Texture-2	BxClast_1	BxClast_2	Lithology Description	Dominant Alteration	Dominant Alteration Style(occurrence)	Dominant Alteration Intensity	Secondary Alteration	Secondary Alteration Style(occurrence)	Secondary Alteration Intensity	Alteration Description
Nucleus	GRD09-153	K. Dodd	S. Dyck	23-Aug-09	0	12.64	2	0	10.67	REW	SCH										Checked photo Oct, 2009 by SD, changed to REW from SCH. Poor core recovery but mostly SCH clasts.	qtz	OVP	m	cla	PER	w	Secondary bio and minor hem alteration.
Nucleus	GRD09-153	K. Dodd	S. Dyck	23-Aug-09	12.64	21.4	1	10.67	11.65	SCH	SCH	qtz	cla			MG	FO				FG to MG silicified felsic SCH. Granular, stretched qtz and fds. Bio layers and as matrix around qtz grains. Fds altered to clay. Minor hem alteration. Pitted texture, qtz veins parallel to foliation. Qtz veins are not pulled apart, don't look like qtz sweats. Minor muscovite. Oxidation on fracture surfaces. Reworked core at top of hole, no overburden.	qtz	OVP	m	hem	PER	s	
Nucleus	GRD09-153	K. Dodd		23-Aug-09	21.4	22.7	2	11.65	12.19	SCH	SCH	qtz	cla			MG	FO				MG strongly clay and hematite altered SCH with muscovite. Minor fault zone, SCH is pitted with convoluted foliation. Qtz veins are brittlely and ductility deformed parallel to foliation. Can still see qtz grains, stretched.	qtz	PAT	m	bio	PER	m	Also have muscovite. Bio decreases down hole.
Nucleus	GRD09-153	K. Dodd		23-Aug-09	22.7	33.7	4	12.19	22.7	SCH	SCH	qtz	bio			FG	FO				FG bio with mus SCH with ox on fracture surfaces. Localized bio replaced garnets. SCH is granular, can see individual qtz grains. Appear rounded, possibly rolled. Increased silicification from 16.24 to 18.35m. Overprint obliterates granular texture as seen both up and downhole. Lim fracture cross cut foliation. 12.19-12.43 highly clay altered SCH. Part of fault noted in above unit but the hem alteration has decreased. Still see abundant mus. UCTC and LCTC broken. Minor patchy hem alteration.	cla	PER	i	hem	PAT	s	
Nucleus	GRD09-153	K. Dodd		23-Aug-09	33.7	36.58	1	22.7	35.48	FAU	FAU	cla									Sand to gravel size fully oxidized fault zone. From 33.53-35.48 becomes rubblely broken SCH, assuming fault is through SCH. Minor 5cm blocks in crumbly zone are SCH. Localized hem alteration, very red clay. 33.35-35.48 is granular bio SCH with hem alteration. Upper and lower contacts broken.	qtz	OVP					
Nucleus	GRD09-153	K. Dodd		23-Aug-09	36.58	38.82	3	35.48	36.45	SCH	SCH	qtz	bio			FG	FO	MY			Highly strained strongly silicified bio SCH with undulating foliation. Qtz veins parallel to foliation are boudinaged and tightly folded.	qtz	PAT	m	cla	PAT	s	
Nucleus	GRD09-153	K. Dodd		23-Aug-09	38.82	39.62	1	36.45	39.7	FAU	FAU	qtz	cla								Fault zone in MGR and highly deformed bio SCH. From 36.45-26.88m highly silicified MGR with lim and hem stringers and fds? Altered to lim. Hem alteration decreases towards end of MGR unit. Becomes very broken, highly oxidized with possible jarisite on fract surfaces (yellow clay), also have goethite. About 37.15m contact between MGR and bio SCH. SCH is same as above, larger qtz pieces and more convoluted foliation. Oxidation increases and fragment size decreases to 38.82. 38.82-39.70 competent bio SCH as from 35.48-36.45m. 39.62-39.70 oxidized clay altered SCH, last part of fault.	qtz	PAT	m	cla	PER	w	
Nucleus	GRD09-153	K. Dodd		23-Aug-09	39.62	45.72	3	39.7	45.72	SCH	SCH	qtz	cla			FG	FO				Strongly oxidized SCH with localized altered garnets. DS lim stringer cross cut foliation. Same granular texture to the rock as from 0-11.65m, very regular foliation, qtz veins show brittle and ductile deformation, parallel to foliation. 43.80-44.10m possible MGR intrusion. Foliation is disrupted, grain size is MG and grains are aligned at about 30 TCA. MYL? Upper contact broken, lower contact broken parallel to foliation.	cla	PER	i	qtz	PAT	w	
Nucleus	GRD09-153	K. Dodd		23-Aug-09	45.72	47.84	4	45.72	47.84	FAU	FAU	cla									Intensely oxidized SCH in fault zone. Minor competent foliated SCH pieces with hem alteration. Most of the zone is clay altered pebble sized rubble with patchy silicified 5cm pieces. Possible MGR intrusion in fault zone. One highly oxidized piece at about 46m is not foliated and has FG qtz pieces in a silicified matrix.	cla	PER	s	hem	PAT	s	
Nucleus	GRD09-153	K. Dodd		23-Aug-09	47.84	48.77	3	47.84	48.77	SCH	SCH	cla	qtz			MG	FO	MY			Clay and hem altered SCH with weak qtz overprint and possible MGR intrusion. Very granular from 48.04-48.40m. MG clay altered fds follow foliation, possibly rotated? And surrounded by hem alteration. MYL? Or MGR intrusion into SCH? Increased Mag sus in this zone. 48.67-48.77m silicified MGR cross cut by network of lim and hem veins with large patch of hem in zone.	cla	PAT	s	bio	PER	s	
Nucleus	GRD09-153	K. Dodd		24-Aug-09	48.77	53.8	4	48.77	56.1	FAU	FAU	cla	qtz			FG	FO				Fault zone in bio SCH. Majority of the zone is pebble sized oxidized broken SCH. Zones of more siliceous granular bio SCH with qtz veins parallel to foliation. Qtz veins are stretched, not truly boudinaged. Goethite on fracture surfaces. 53.8-54.86 zone is more granular. Qtz grains are rounded, in a matrix of bio. Foliation is more convoluted and cut by calcite veins. Upper and lower contacts broken.	qtz	OVP	s	bio	PER	s	Minor zones of increased silicification

Dataset	Hole_ID	Logged_by	Edited_by	Date_Logged	Ox_From	Ox_To	OXIDATION	Lith_From	Lith_To	Litho	Litho_orig	Litho-1	Litho-2	% qtz Phenocryst	% fds Phenocryst		Grain Size	Texture-1	Texture-2	BxClast_1	BxClast_2	Lithology Description	Dominant Alteration	Dominant Alteration Style(occurrence)	Dominant Alteration Intensity	Secondary Alteration	Secondary Alteration Style(occurrence)	Secondary Alteration Intensity	Alteration Description
Nucleus	GRD09-153	K. Dodd		24-Aug-09	53.8	58	2	56.1	62.68	SCH	SCH	qtz	bio				FG	FO				FG to MG granular silicified bio SCH with chl. Qtz veins parallel to foliation. Qtz veins are starting to be stretched and in some places, mostly still solid veins. Localized crenulations, bio and chl bands alternating with more competent but still slightly folded qtz layers. 59-60.96m SCH is more granular, up to MG. Within this zone qtz grains are both stretched and in other areas show little to no strain. Garnets present in this zone. Minor oxidation on fracture surfaces across unit. Minor calcite on fracture surfaces. 56.1-57.10 shows increased oxidation and more fractured rock as SCH transitions from fault zone. Increased qtz veining and hem stringers. Locally strongly oxidized with pitted surface. 62.31-62.39m increased ductilely deformed qtz veining parallel to foliation. Diss pyr and minor epi present.	qtz	OVP	s	chl	PER	s	
Nucleus	GRD09-153	K. Dodd		24-Aug-09	58	93	1	62.68	90	SCH	SCH	amp	qtz				FG	FO	MY			Fine grained strongly foliated and silicified amphibolite SCH with zones of chl bio SCH. Minor MGR intrusions. Qtz veins parallel to and cross cutting foliation. Minor calcite veins at low angle 10-20 TCA. Calcite and oxidation on fracture surfaces. Also localized hem and goethite on fracture surfaces. Qtz grains show strain, stretching of grains. 62.68-67.94 minor epi stringers cross cut foliation. FG well foliated SCH with increased bio from 67.43-67.06m before minor fault. 67.94-68.14m zone of diss epi in SCH. 65.14-70.87 increase in large qtz veins, contain pyr. Magnetite enriched zone from 69.76-70.87m. FG-MG granular SCH (MYL?) with strong mag and minor diss epi. Qtz veins parallel to foliation cut by epi and bio stringers. Qtz grains are stretched, some fractured pieces of qtz veins show rotation. Approximately 73.5-76.20 amphibolite content decrease, becomes FG chl bio SCH with bands of epi parallel to foliation and qtz veins, not stretched, parallel to foliation. As amphibolite content increases from 76.5-778.28m SCH is VF intensely and foliated. Minor qtz veins parallel to foliatio	qtz	OVP	s	chl	PER	s	
Nucleus	GRD09-153	K. Dodd		25-Aug-09	93	120.4	0	90	96.3	SCH	SCH	amp	qtz				FG	FO				Fine grained strongly foliated and silicified amphibolite SCH. Minor broken clay altered fault zones with epidone. Increased calcite veins, calcite on fracture surfaces. Oxidized fracture surfaces with clay alteration. End of previous zone contained increased chl and bio, amp content increases in this unit. Foliation is less well defined. Epidote is stretched and pulled apart but qtz grains are smaller and less stretched. Undulating and convoluted foliation. Diss pyr and minor prt present in zone, previous zone was lacking in sulphides. Foliation becomes more regular from 93.5-end of unit.	qtz	OVP	s	cla	PAT	s	
Nucleus	GRD09-153	K. Dodd		25-Aug-09	120.4	120.8	1	96.3	98.6	SCH	SCH	qtz	cla				MG	FO				Bleached siliceous felsic SCH with about 5% diss sulphides. Zones of granular FG SCH with possible altered grt. Stretched qtz grains parallel to foliation. Bands of secondary bio. 96.30-96.67 fault. Heavily clay altered SCH with minor hem alteration. Pyr replacing fds? 98.03-96.60 zones of massive SCH? Aphanitic groundmass, can faintly see qtz grains.	qtz	OVP	s	cla	PER	w	
Nucleus	GRD09-153	K. Dodd		25-Aug-09	120.8	121.71	2	98.6	110.15	SCH	SCH	qtz	bio				FG	FO				Silicified FG mafic bio SCH with undulating foliation and minor MGR intrusions. 98.80-100.18m very broken core, minor fault zone. Qtz veins parallel to foliation, very broken. Minor brecciated zones parallel to foliation with rotated qtz veins. Diss pyr and very irregular foliation. 100.18-110.15m rock is more competent, strongly siliceous with patchy zones of strong clay alteration. Altered garnets across unit, minor ser alteration. 107.3-110.15 increase in secondary bio alteration. Rock is bleached and intensely siliceous. 100.70 large bleb of asp associated with qtz vein.	qtz	OVP	s	pyr	PHE	s	

Dataset	Hole_ID	Logged_by	Edited_by	Date_Logged	Ox_From	Ox_To	OXIDATION	Lith_From	Lith_To	Litho	Litho_orig	Litho-1	Litho-2	% qtz Phenocryst	% fds Phenocryst	Grain Size	Texture-1	Texture-2	BxClast_1	BxClast_2	Lithology Description	Dominant Alteration	Dominant Alteration Style(occurrence)	Dominant Alteration Intensity	Secondary Alteration	Secondary Alteration Style(occurrence)	Secondary Alteration Intensity	Alteration Description
Nucleus	GRD09-153	K. Dodd		25-Aug-09	121.71	122.94	1	110.15	117.4	QFP	QFP	qtz	cla	2	10	VF	PO				QFP dyke with about 10 percent fds however the majority of the fds have been altered to either clay or replaced by pyr. There are also vuggy zones where the fds have been completely removed. Fds/pyr phenos range from 2mm to 1cm. Pyr also rims qtz eyes and in some cases appears to replaces the qtz eye. Minor low angle pyr stringers. Sulphides increase from 112.1-113m. Very weak foliation about 50 TCA as denoted by slight stretching of pyr altered fds. Clay alteration increases from weak to moderate between 112.64-112.81m with diss pyr increasing to about 10%. Minor bleached zones wither pheno size increases and concentration of phenos is about 15%. See pictures.	qtz	OVP	s	cla	PER	w	
Nucleus	GRD09-153	K. Dodd		26-Aug-09	122.94	123.2	3	117.4	128.6	SCH	SCH	qtz	cla			FG	FO				Silicified bio SCH with irregular foliation showing ductile deformation. Sporadic altered garnets across unit. 118.6-118.8m vuggy zone with minor pyr stringers and chalcedony? Filling in vugs. Weakly brecciated with pyr forming part of matrix around sub-rounded SCH clasts. 118.97-119.51m bleaches zone, SCH is tan coloured around a 10 cm qtz vein containing pyr and cpy. Zone also contains sulphide veins with blebby asp. 120.4-125.64m weakly oxidized zone with increased oxidation zone from 122.94-123.20m. This area is brecciated and after a massive brittlely fractured qtz vein from 122.94-123.02m. Minor ser alteration across zone, in bands. Weak spike in mag sus at 127.2 associated with qtz vein with pyr. Possible prt but pyr looks brassy and prt isn't visible. Qtz veining parallel to foliation increases towards end of unit.	qtz	OVP	s	cla	PAT	m	Clay alteration occures in areas with minor faults, increased fracture in rock.
Nucleus	GRD09-153	K. Dodd		26-Aug-09	123.2	125.64	1	128.6	132.13	MYL	MYL	qtz	bio			VF	MY	FO			Very fine grained highly strained MYL. Qtz grains are completely stretched parallel to foliation. Possible qtz vein parallel to foliation also is completely stretched. Minor amphiboles and fine diss pyr. Minor pyr stringers. 140.2-145.30m MYL shows increased chl alteration. Patchy zones of increased clay alteration, minor faults and bands of sericitic alteration. Very minor FG-MG MGR intrusions that roughly follow foliation. Calcite on fracture surfaces. 144.95 80 TCA pyr vein with mag.	qtz	OVP	s	bio	PER	m	
Nucleus	GRD09-153	K. Dodd		26-Aug-09	125.64	391.89	0	132.13	157.43	SCH	SCH	qtz	bio			FG	FO	MY			Highly strained and silicified bio SCH. Secondary bio much more dominant, less chl than above. Increased sulphide stringers, cut zone at low angle. Foliated MGR intrusion parallel to foliation. Qtz grains stretched, not as deformed as previous zone. Large qtz veins parallel to and cross cutting foliation are also cut by sulphide stringers. Increased clay altered zone with ser alteration and fractured rock. Sulphide stringers also increase in this zone. Black qtz vein crosses clay altered fault zone at low angle. Contains pieces of clear qtz and pyr blebs. Upper contact gradation al. Lower contact with bleached AMP SCH at 70 TCA. Ser and cal on fracture surfaces. 152.82-153.85 increased clay alteration in bio SCH. Black qtz vein at low angle across zone. Mod clay alteration.	qtz	OVP	s				
Nucleus	GRD09-153	K. Dodd		26-Aug-09				157.43	157.94	SCH	SCH	qtz	amp			FG	FO				Amphibolite SCH. Highly strained, very fractured and broken with ser and clay stringers at 20 TCA. Cal on fracture surfaces. Minor diss pyr.	qtz	OVP	s	chl	PER	s	
Nucleus	GRD09-153	K. Dodd		26-Aug-09				157.94	158.85	SCH	SCH	qtz	chl			FG	FO	MY			Highly strained bleached chl SCH with qtz veins stretched parallel to foliation. Network of DS chl? veins cross unit. Dark veins with possible chl and maybe bio? Scratches fairly easily, not black, more white and flakey. Minor bands of bio alteration. Remnant of granitoid intrusion shows stretched qtz grains. Diss pyr in bio blebs and in dark DS veins.	qtz	OVP	s	chl	BAN	m	
Nucleus	GRD09-153	K. Dodd		26-Aug-09				158.85	159.95	MYL	MYL	qtz	bio			VF	MY				Highly strained bio and chl MYL with qtz veins parallel to foliation. No garnets, band so of chl. Very fine grained. Qtz veins cut foliation. Fine dark veins with sulphides also cross cut foliation.	qtz	OVP	s	chl	BAN	m	

Dataset	Hole_ID	Logged_by	Edited_by	Date_Logged	Ox_From	Ox_To	OXIDATION	Lith_From	Lith_To	Litho	Litho_orig	Litho-1	Litho-2	% qtz Phenocryst	% fds Phenocryst	Grain Size	Texture-1	Texture-2	BxClast_1	BxClast_2	Lithology Description	Dominant Alteration	Dominant Alteration Style(occurrence)	Dominant Alteration Intensity	Secondary Alteration	Secondary Alteration Style(occurrence)	Secondary Alteration Intensity	Alteration Description
Nucleus	GRD09-153	K. Dodd		26-Aug-09				159.95	161.2	SZN	SZN	chl	bio			FG	MY				Skarn zone with about 25% pyr in a mylonite. Pyr bands alternate with chl and bio bands. Foliation varies, not as steep as surrounding units. Elevated mag values across unit. 160.27-160.60m increased clay alteration and minor faulting at 50 TCA. Also have minor BRX at 40 TCA. 160.49-160.6 FG-MG granular zone. Remnant GRA with clay alteration of fds and diss sulphides in matrix. Brown clay alteration around this intrusion. Intrusion is foliated, 80 TCA which is consistent with foliation in surrounding units. Likely present before sulphides intruded.	qtz	OVP	s	cla	BAN	s	
Nucleus	GRD09-153	K. Dodd		26-Aug-09				161.2	166.93	FAU	FAU	chl	bio			VF	MY				Fault in MYL zone. Bio and chl MYL with zones of clay alteration. Silicified zones separate discrete bands of strong clay alteration. Clay alteration increases downhole, becomes more pervasive. Rock is mostly green with chl and ser alteration, epi zone from 161.95-162.12m. Brecciated zone from 164.31-164.59m. 161.3-161.4m minor intrusion with sulphide stringers in competent rock. Minor brecciation around intrusion. Slight elevation in mag starting at 161.2 and on a 5cm piece in the middle of the fault. Mag readings also elevated in next unit.	qtz	OVP	i	chl	PAT	m	
Nucleus	GRD09-153	K. Dodd		26-Aug-09				166.93	168.6	MYL	MYL	chl	bio			VF	MY				Intensely silicified bio and chl MYL with qtz bands parallel to foliation. Qtz bands not pulled apart or brittlely deformed. Consistent 85-90 foliation across zone. 167.1-167.25 possible granitic intrusion that has been deformed, can see alteration contact between chl and bio along qtz vein 15 TCA. Diss pyr in this zone from 166.93-163.4m. Most heavily concentrated in chl remnant intrusion area. Elevated mag sus in this unit. Starts and ends in this unit. Upper and lower contacts marked by change in clay alteration, parallel to foliation, 90 TCA.	qtz	BAN	s	cla	BAN	s	
Nucleus	GRD09-153	K. Dodd		26-Aug-09				168.6	169.16	MYL	MYL	chl	bio			VF	MY				Bio chl MYL with bands of strong clay alteration in chloritic zones. Calcite vein 10 TCA cross cuts most intensely clay altered zones. Foliation is very regular. Trace diss pyr.	qtz	OVP	s	chl	BAN	m	
Nucleus	GRD09-153	K. Dodd		27-Aug-09				169.16	173.41	SCH	SCH	qtz	bio			FG	FO				Strongly silicified bio chl SCH with increased qtz veining parallel to foliation and minor MGR intrusions. Bio and chl alteration in bands with bleached section from 171.32-171.62m. Minor bands of mus. MGR intrusions at the beginning of the unit contain diss sulphides with weak iron halos. Qtz veins are parallel to foliation and show both minor brittle deformation and locally ductile deformation.	qtz	OVP	s	bio	BAN	m	
Nucleus	GRD09-153	K. Dodd		27-Aug-09				173.41	181.28	SCH	SCH	qtz	chl			FG	MY				Highly strained strongly silicified SCH. Possibly a MYL, however there are zones that have a more granitic texture that has not been obliterated there for proto-mylonite? More chl, less bio than previous unit. Bio stringers cross cut unit. Minor patchy epi and minor stringers with epi, trace diss pyr. Cal and ser on fracture surfaces. Zone with granitic texture are FG to MG, have well rounded qtz grains, some stretched, some not. Bio alteration in matrix around qtz grains. Stretched grains are parallel to foliation. Qtz veins also parallel to foliation, not boudinaged but do show minor offset from the bio stringers. Minor diss mag (I think) in area of mag sus elevated values. Associated with minor band of SP chl stringers at 40 TCA at 178.75m. UCTC parallel to foliation, alteration contact. LCTC gradational into increased bleached SCH/MYL.	qtz	OVP	s	bio	BAN	w	
Nucleus	GRD09-153	K. Dodd		27-Aug-09				181.28	182.8	MYL	MYL	qtz	chl			VF	MY	BL			Bleached highly silicified MYL with zones of stretched granitic intrusions. These intrusion are parallel to foliation and do not retain a granitic texture as in the previous unit. Minor cal on fracture surfaces, weak bands of bio alteration. Minor diss sul.	qtz	OVP	s	bio	BAN	m	

Dataset	Hole_ID	Logged_by	Edited_by	Date_Logged	Ox_From	Ox_To	OXIDATION	Lith_From	Lith_To	Litho	Litho_orig	Litho-1	Litho-2	% qtz Phenocryst	% fds Phenocryst	Grain Size	Texture-1	Texture-2	BxClast_1	BxClast_2	Lithology Description	Dominant Alteration	Dominant Alteration Style(occurrence)	Dominant Alteration Intensity	Secondary Alteration	Secondary Alteration Style(occurrence)	Secondary Alteration Intensity	Alteration Description
Nucleus	GRD09-153	K. Dodd		27-Aug-09				182.8	193.22	MYL	MYL	chl	bio			VF	MY	BL			Chl and bio MYL with bleached zones and minor zones of bio SCH. Increased bio from previous unit, bands of bio alternate with bleached bands, much less bio than following unit. Minor crackle breccia at beginning of zone with qtz and bio matrix. Bands of minor bio, qtz veins parallel to foliation. Low angle fractures with calcite on fracture surface. Minor muscovite. 189-193.22 increase in zones with granular texture, similar to those found between 173.41-181.28m. Comprise a smaller volume of the unit and non granitic foliated sections are very definitively MYL where as before they may have been schistose. Therefore despite granitic zones it's still a MYL. Upper contact marked by BRX zone, LCTC gradational alteration contact. Sulphide stringers cross cutting foliation.	qtz	OVP	s	bio			Not sure if chl/bio counts as primary or secondary. I usually call the red brown bio secondary bio.
Nucleus	GRD09-153	K. Dodd		27-Aug-09				193.22	199.6	MYL	MYL	bio	chl			VF	MY				Very regular strongly siliceous MYL with increased bio and chl. No bleached sections. Minor GRA ? Intrusion that has been foliated. Decrease in qtz veins, qtz veins parallel to foliations. Minor diss pyr associated with some of the qtz veins. Pyr stringers cross cut foliation. Sheeted veining continues in this unit, pyr but no asp or cpy. Trace diss pyr in zone. Epi along stringers and as selvage.	qtz	OVP	s				
Nucleus	GRD09-153	K. Dodd		27-Aug-09				199.6	200.64	MGR	MGR	qtz	fds			VF	MY				Strongly silicified mylotinized MGR with minor diss sul and DS sulphide veins. One 1.5 cm qtz vein parallel to foliation. Abrupt upper contact with bio chl MYL, lower contact is sharp with bleached MYL.	cla	PER	m	bio	PAT	m	
Nucleus	GRD09-153	K. Dodd		27-Aug-09				200.64	201.45	SCH	SCH	qtz	bio			FG	FO	BL			Moderately silicified bleached SCH with secondary biotite. Weak to moderate clay alteration. Unit is strongly foliated from 200.64-200.98m. Possible GRA intrusion? Increased bio alteration, MG zone, very convoluted, very weakly brecciated?	qtz	PAT	s	cla	PAT	m	
Nucleus	GRD09-153	K. Dodd		27-Aug-09				201.45	205.79	MGR	MGR	qtz	fds			VF	MY	BL			Mixed zone of strongly silicified very fine grained MY MGR with zones of weak to mod clay altered SCH and secondary bio. MGR is almost massive or like a FIN with very fine grains, no phenos, sort of sugary texture. Lighter FG MGR intrudes massive MGR. Also foliated but can see the individual elongated grains. Minor brecciated zone with pyr blebs along qtz veins. Also blebs of pyr in qtz vein in MGR. 201.54-201.59m Massive pyr vein with vuggy qtz and dolomite, 70 TCA. MGR becomes more grey towards end of unit, increase in DS sulphide stringers.	qtz	OVP	i	bio	BAN	m	
Nucleus	GRD09-153	K. Dodd		28-Aug-09				205.79	207.88	MYL	MYL	qtz	bio			VF	MY	BL			Bleached intensely silicified MYL with bands of secondary bio alteration and minor granitic intrusions. Very fine grained, can see locally stretched qtz. Network of sulfide stringers, majority at 20 TCA. Blebby diss pyr.	qtz	OVP	i	bio	PER	s	
Nucleus	GRD09-153	K. Dodd		28-Aug-09				207.88	211.84	MYL	MYL	qtz	bio			VF	MY	BL			Intensely silicified bio and chl MYL with low angle sulphide/qtz stringers. Stringers are more evident in bleached zones. Minor zones of increased qtz, altered MGR intrusion? With stretched qtz grains. 211.07-211.13 chl altered CG qtz and fds porpheroblast rimmed with bio showing dextral movement. Porpheroblasts increase downhole as MYL becomes more mafic. 208.11-298.12 1cm magnetic sulphide vein cross cutting foliation, 90 TCA. Pyr and prt? Don't see any magnetite. Bleached zones tend to be 70 TCA, chl bio 80 TCA.	qtz	PAT	i	cla	PAT	m	also chl and ser alteration in clay zone.
Nucleus	GRD09-153	K. Dodd		28-Aug-09				211.84	213.93	SCH	SCH	qtz	bio			VF	FO	MY			Strongly silicified bio chl SCH with zones of increased clay alteration. 211.84-212.84 bio zones are FG granular, can see individual qtz grains, don't appear stretched. Porphyroblasts of qtz with fds and possible bio replaced garnets noted in bio and clay/ser altered chl zones. 212.84-213.93 grades into intensely silicified chl bio MYL cross cut by minor qtz veins. Minor calcite in clay altered zone from 211-212.2m.	cla	PAT	s	qtz	PAT	m	
Nucleus	GRD09-153	K. Dodd		28-Aug-09				213.93	216.92	SCH	SCH	chl	cla			FG	FO	BL			Highly strained bleached and clay altered chl SCH with bands of bio. Qtz veins parallel to foliation, minor qtz veins cross cutting foliation. Ser and cal on fracture surfaces. Very minor low angle sulphide veins. Increased sulphidation and pyr veins in bio SCH towards end of zone from 216.26-216.92m.	qtz	OVP	s	cla	BAN	s	

Dataset	Hole_ID	Logged_by	Edited_by	Date_Logged	Ox_From	Ox_To	OXIDATION	Lith_From	Lith_To	Litho	Litho_orig	Litho-1	Litho-2	% qtz Phenocryst	% fds Phenocryst	Grain Size	Texture-1	Texture-2	BxClast_1	BxClast_2	Lithology Description	Dominant Alteration	Dominant Alteration Style(occurrence)	Dominant Alteration Intensity	Secondary Alteration	Secondary Alteration Style(occurrence)	Secondary Alteration Intensity	Alteration Description
Nucleus	GRD09-153	K. Dodd		28-Aug-09				216.92	223.38	SCH	SCH	bio	chl			FG	FO	MY			Strongly foliated bio chl SCH with mylonitic texture. Bands of clay alteration with sericite and calcite. Bands are much smaller than in previous unit, 1-4 cm with. Minor GTA intrusion, MG not foliated but has intruded along foliation. Minor crackle breccia at beginning of the unit, qtz veins parallel to foliation show brittle offset. Minor brecciated zone from 220.43-220.69m. Patch of silicified custard yellow clay and increased blebby pyr. Sheeted veins from 220.69 to end of unit, some containing sulphides.	qtz	OVP	s	cla	PHE	w	
Nucleus	GRD09-153	K. Dodd		28-Aug-09				223.38	226.25	MGR	MGR	qtz	fds			MG	FO				Silicified weakly clay altered foliated MGR. Grain size and degree of foliation changes across unit. Beginning of zone is well foliated bleach SCH mixed with MGR from 223.38-223.72m. 223.72-224.23m is CG foliated MGR with sulphide stringers. 223.72-225.61 increased clay alteration of fds, fewer stringers. Almost phorphyritic texture, well rounded qtz grains are larger than average. 225.61-226.25m large vuggy qtz vein separates mod foliated MGR from well foliated MGR. Vuggy stringers with clay replacement, minor sulphide veins.	qtz	PAT	m	cla	PER	m	
Nucleus	GRD09-153	K. Dodd		28-Aug-09				226.25	227.85	SCH	SCH	qtz	bio			FG	FO	BL			Highly strained moderately silicified bleached bio SCH. Bands of dark bio SCH alternating with bleached bands. Also have irregular alteration boundary cross cutting foliation between bleached and bio rich SCH. Massive pyr stringer, 9mm at 226.92-226.929m. Cross cuts foliation. Minor fault at end of zone. Mod clay alteration across unit with ser.	qtz	OVP	s	cla	BAN	w	
Nucleus	GRD09-153	K. Dodd		28-Aug-09				227.85	230.75	SCH	SCH	chl	bio			VF	MY				Strongly silicified chl bio SCH. Beginning of the unit is more chloritic, grades into bio SCH with one MGR intrusion parallel to foliation. Minor band of clay and ser alteration. Cal on fracture surfaces. MGR is porpyritic with CG qtz phenos in a stretched matrix of silica. Minor qtz veins cross cut foliation. Minor bands of wavey foliation. Mostly very regular very fine foliated rock, MYL?	qtz	OVP	s				
Nucleus	GRD09-153	K. Dodd		28-Aug-09				230.75	231.41	GRA	GRA	qtz				FG					silicified green gray granitic intrusion with specks of bio and fine diss pyr. Qtz and clay stringers with pyr. Silica washed, but can still see individual grains. Grains not stretched. Colour and mafic content make it seem more like a GRA and not an MGR.	bio	PER	s	cla	BAN	s	
Nucleus	GRD09-153	K. Dodd		28-Aug-09				231.41	233.53	SCH	SCH	bio	qtz			FG	FO				Secondary bio SCH with zones of MGR intrusions. Foliation is irregular, changes orientation. Massive clay zone from 232.66-323.11m. Relict grains, possibly was an MGR intrusion that has been completely clay altered? 233.27-233.38 massive qtz vein parallel to foliation, 60 TCA. DS sul veins across zone.	cla	BAN	m	qtz	PAT	m	
Nucleus	GRD09-153	K. Dodd		28-Aug-09				233.53	235.78	BRX	BRX	qtz	bio				MY	C	SCH		Auto brecciated bio SCH with angular clasts showing brittle offset along sulphide filled fractures. Clast supported with qtz and clay matrix mixed with minor sulphides. Zones of angular to sub-rounded SCH clasts. Bands of preferentially clay altered SCH alternating with mafic bio SCH. Calcite in minor veinlets. Minor FG clay altered MGR intrusions, not foliated. 235.0m 3mm clay and calcite vein with 20% pyr and 5% sphalerite cross cutting foliation at 30 TCA. 243.41 pyr asp and cpy vein in qtz at 80 TCA. Sampled for thin section/special sampling.	qtz	OVP	s	bio	BAN	m	
Nucleus	GRD09-153	K. Dodd		28-Aug-09				235.78	239.92	MYL	MYL	qtz	bio			VF	MY				Strongly silicified bio MYL with bands of secondary biotite and MGR intrusions parallel to foliation. Very regular foliation. 238.1-239.56 broken fractured core with localized strong clay alteration. Fault zone. Brecciated SCH in fault, very wavey foliation, increase in pyr.	qtz	OVP	m	cla	PHE	m	
Nucleus	GRD09-153	K. Dodd	W. Barnes	28-Aug-09				239.92	240.74	QFP	PPF	fds	qtz	0.5	15	VF	PO				Light grey PPF with less than 1% qtz eyes and about 15% fds phenos. Fds are clay altered, locally oxidized and also locally replaced by pyr/pyx. Vuggy qtz vein with pyr cubes in vugs from 240-240.05m. 240-56-240.74 vuggy vein with pyr in vugs. Original min has been altered out. UCTC broken, LCTC undulating. Jan/10 unit is a QFP based on lithology, model and photos.	qtz	OVP	s	cla	FFL	m	
Nucleus	GRD09-153	K. Dodd		28-Aug-09				240.74	241.56	BRX	BRX	qtz	bio			VF	FO				Crackle brecciated mafic bio SCH between two intrusive dykes. Qtz veins show brittle deformation, cut by qtz and cla stringers. Blebby diss pyr and minor pyr stringers. PPF xenolith in the SCH. Massive pyr at contact of SCH and PPF.	qtz	OVP	m	cla	PHE	s	

Dataset	Hole_ID	Logged_by	Edited_by	Date_Logged	Ox_From	Ox_To	OXIDATION	Lith_From	Lith_To	Litho	Litho_orig	Litho-1	Litho-2	% qtz Phenocryst	% fds Phenocryst	Grain Size	Texture-1	Texture-2	BxClast_1	BxClast_2	Lithology Description	Dominant Alteration	Dominant Alteration Style(occurrence)	Dominant Alteration Intensity	Secondary Alteration	Secondary Alteration Style(occurrence)	Secondary Alteration Intensity	Alteration Description
Nucleus	GRD09-153	K. Dodd	W. Barnes	28-Aug-09				241.56	245.07	QFP	PPF	fds	qtz	0.2	12	VF	PO				Light grey aphanitic PPF with very minor qtz eyes at UCTC of SCH and PPF. PPF is crackle brecciated with localized true breccias around a clay altered fault zone. Unit is vuggy, material has altered out. Clay fracture fill mixed with qtz? Harder than pure clay, not dolomite, doesn't react with HCL. Pyr in vugs with clay infill. Blebby pyr along brecciated vein at beginning of unit. 241.56-241.73 chill margin between PPF and SCH. About 2% qtz eyes, only 5% fds and increased diss sul. Stretched vugs filled with secondary pyr. Strong clay alteration of fds to clay. Sulphides not replacing fds in this section. Jan/10 unit is a QFP based on lithology, model and photos.	qtz	OVP	s	cla	BAN	w	
Nucleus	GRD09-153	K. Dodd		28-Aug-09				245.07	246.43	SCH	SCH	qtz	bio			FG	FO	BX			Bio SCH with minor MGR intrusions parallel to foliation. Weakly crackle brecciated with cal and clay fracture fill. Trace epi, trace pyr.	qtz	OVP	s	cla	PHE	w	
Nucleus	GRD09-153	K. Dodd	W. Barnes	29-Aug-09				246.43	248	QFP	PPF	fds	qtz	0.1	10	VF	PO				Grey aphanitic matrix with very few qtz eyes and about 10% fds, 2mm-5mm. Moderately clay altered fds. Phenos not replaced by sulphides, about 1.5% fine dark sulphides disseminated through zone, pyr visible towards end of zone. 247.95-248.0m chill margin between PPF and SCH. Increased qtz eyes, almost no fds, very siliceous aphanitic matrix. Jan/10 unit is a QFP based on lithology, model and photos.	qtz	OVP	s	cla	PER	m	
Nucleus	GRD09-153	K. Dodd		29-Aug-09				248	249.91	SCH	SCH	qtz	bio			VF	MY	BL			Very highly strained bio SCH with bleached bands. Minor foliated MGR intrusion. Clay alteration in MGR and increased clay alteration of the SCH from 249.6-249.91m. Brecciated zone from 249.49-249.57m, possible filled vug. Sharply truncated by SCH bands. Can orient core from filled vug.	qtz	OVP	m	cla	PHE	m	
Nucleus	GRD09-153	K. Dodd	W. Barnes	29-Aug-09				249.91	251.05	QFP	PPF	qtz	fds	0.2	20	VF	PO				Light grey aphanitic PPF with very minor qtz eys. Qtz eyes more prevalent at upper and lower contacts in chill margin. 20% fds phenos, range in size from 1mm well developed rectangular crystals to 3-4mm sub-rounded crystals. Looks like two generations of fds crystallization. Diss pyr throughout zone, about 1.5% with minor pyx. Sulphides replacing the occasional fds, not as prevalent as pervious units. 250.9-251.05m lower chill margin. Phenos taking on a weak foliation of 60 TCA. Jan/10 unit is a QFP based on lithology, model and photos.	qtz	OVP	s	cla	PAT	m	
Nucleus	GRD09-153	K. Dodd		29-Aug-09				251.05	253.93	SCH	SCH	qtz	mus			FG	FO	BL			Highly strained bleached muscovite SCH with minor brecciated zone at upper contact and sections of foliated MGR. About 40% MGR, 60% SCH. Bands of bio SCH, qtz veins parallel to and cross cutting foliation. MGR is FG, foliated with sulphide stringers. Strongly clay altered zone at 253.50 in MGR. Clay and ser alteration on fracture surfaces.							
Nucleus	GRD09-153	K. Dodd		29-Aug-09				253.93	255.9	FAU	FAU	bio	cla								Fault in bio and chl SCH. Calcite on fracture surfaces. More competent at beginning of zone, foliation 85 TCA. Minor foliated MGR intrusion with on 1mm sul and pyr vein, 90 TCA.	qtz	OVP	s	cla	BAN	m	
Nucleus	GRD09-153	K. Dodd		29-Aug-09				255.9	258.55	SCH	SCH	bio	ser			FG	FO	BL			Highly strained bio altered ser SCH with bands of strong clay alteration and intrusions of both MGR and GRA. Both granitic intrusions are foliated. Very with fresh MGR cross cuts foliation, the other intrusions follow foliation. Bleached zones, clay on fracture surfaces. 257.73-258.55m minor GRA sections with GC stretched qtz grains and bands of increased slicification. Minor stringers at 258.03 cross cutting foliation at 30 TCA.	qtz	OVP	s	bio	BAN	s	
Nucleus	GRD09-153	K. Dodd		29-Aug-09				258.55	263.53	SCH	SCH	bio	chl			FG	FO	BL			Highly strained bio and chl SCH with bleached zones and localized garnets. Foliated GRA intrusions parallel to foliation, alternating with bands of secondary bio SCH. GRA is green/grey, slicified MG with stretched qtz grains. Also contains stretched mafics, bio? Cal on low angle fractures, 15 TCA. 261.23-261.59m increased chl zone, dark green, diss pyr also increases. 261.59m sharp contact between chl SCH and secondary bio SCH. Bio zone grades into bleaches zone, corresponds to an increase in garnets, red,3-5mm. Chl increases towards end of unit, corresponds to a slight increase in mag.	qtz	OVP	s				
Nucleus	GRD09-153	K. Dodd		29-Aug-09				263.53	263.88	SZN	SZN	chl	pyr			FG	FO				Pyr in chl bio SCH. Very mafic, pyr mostly in bands following foliation. Mineralization has abrupt upper and lower contacts, lighter chl ser zones after pyr have only very fine diss pyr, not blebby like in main zone from 263.54-263.80m. 25% pyr.	qtz	OVP	s	bio	BAN	m	

Dataset	Hole_ID	Logged_by	Edited_by	Date_Logged	Ox_From	Ox_To	OXIDATION	Lith_From	Lith_To	Litho	Litho_orig	Litho-1	Litho-2	% qtz Phenocryst	% fds Phenocryst	Grain Size	Texture-1	Texture-2	BxClast_1	BxClast_2	Lithology Description	Dominant Alteration	Dominant Alteration Style(occurrence)	Dominant Alteration Intensity	Secondary Alteration	Secondary Alteration Style(occurrence)	Secondary Alteration Intensity	Alteration Description
Nucleus	GRD09-153	K. Dodd		29-Aug-09				263.88	266.33	SCH	SCH	chl	bio			FG	FO	BA			Chlorite biotite SCH with bands of secondary bio and highly siliceous light green bands. Preferential clay alteration on secondary bio bands. Qtz veins parallel to foliation. MGR intrusion with faint green patches. MGR is MG-CG on margins and FG in the centre. One qtz grain disrupts the CG FG progression in the middle of the zone. Cross but by DS pyr/pyx veins. Zone cut by clay and calcite veins 30-40 TCA. Minor mus in bio bands and minor bio altered garnets. Pyr increases from 266.12-266.33 at contact of following MGR unit.	qtz	OVP	s	bio	BAN	s	
Nucleus	GRD09-153	K. Dodd		29-Aug-09				266.33	269.05	MGR	MGR	qtz	fds			FG	FO				FG foliated MGR with sulphide stringers and bands of secondary bio SCH. Bio SCH contains qtz veins parallel to foliation and minor calcite veinlet. Cal on fracture surface. Sulphides stringers confined to MGR. Minor diss pyr in SCH.	qtz	OVP	s	bio	BAN	m	
Nucleus	GRD09-153	K. Dodd		29-Aug-09				269.05	273.07	SCH	SCH	bio	chl			VF	MY				Very highly strained bio chl SCH with localized garnets with biotite pressure shadows. Bands of secondary bio, red altered garnets and qtz veins parallel to foliation. Minor granite intrusion, foliated, FG to MG with minor bio. Calcite on fracture surfaces. Weak mag anomaly from 270.72-271.0m. Highly siliceous green bands. Might by MYL?	qtz	OVP	i	bio	BAN	w	
Nucleus	GRD09-153	K. Dodd		29-Aug-09				273.07	274.9	SCH	SCH	chl	bio			VF	MY				Very highly strained intensely silicified chl bio SCH. Change in colour to more green rock. 273.14-273.21m minor mag increase associated with increased diss pyr. Second increase from 274.09-274.14 also associated with pyr, less than previous section. Bands of very green/blue at 274.25m, hard, chl mixed with epi? Localized bands of epi. Pyr throughout zone, also locally concentrated in bands, nto stringers.	qtz	OVP	m	cla	PER	w	
Nucleus	GRD09-153	K. Dodd		29-Aug-09				274.9	276.21	SCH	SCH	bio	mus			VF	MY	BL			Very highly strained bleached bio mus SCH with weak clay alteration. 274.9-275.2m strongly clay altered fault in bio SCH. 275.2-275.37m pyr vein zone and minor mag increase. Unit is weakly crackle brecciated with cal and clay fracture fill. Minor brecciation at lower contact with MGR intrusion. Localized red clay altered garnets.	qtz	OVP	s				
Nucleus	GRD09-153	K. Dodd		29-Aug-09				276.21	276.76	MGR	MGR	qtz	fds			MG	FO				Foliated MG MGR with minor dis sulphides and sulphide stringers. Grain size is CG-MG at upper contact, mod clay altered. Lower contact is sharp, 60 TCA.	qtz	OVP	i	bio	BAN	m	
Nucleus	GRD09-153	K. Dodd		30-Aug-09				276.76	293.76	SCH	SCH	chl	bio			VF	FO	MY			Intensely silicified chl bio SCH with zones of intense silicification, possibly MYL? Bands of alternating bio and chl. Local epi. Clay and cal on fracture surfaces. Qtz veins parallel to foliation and low angle, 20 TCA cal veins cross cutting foliation. Minor MGR intrusions, some parallel some t a lower angle to foliation. Localized bands of clay alteration between 289.56 to 292.61m. Reduced to BQ core at 280m. 277-277.06m bleb of green CG amphiboles with minor diss pyr. Round bleb with bio chill margin in qtz vein that intrudes along foliation.	qtz	OVP	i				No sure if geen colour is an alteration, the pervious SCH and following SCH is also green.
Nucleus	GRD09-153	K. Dodd		30-Aug-09				293.76	294.6	GRA	GRA	qtz	fds			MG	EG				Intensely silicified green grey MG GRA with bio and SP sulphide stringers. Low angle 20 TCA clay and cal vein, cal and ser on fracture surface. LCTC along cal vein.	qtz	OVP	i	bio	BAN	s	
Nucleus	GRD09-153	K. Dodd		30-Aug-09				294.6	305.14	SCH	SCH	bio	chl			FG	FO	BA			Intensely silicified bio chl SCH with beached bands. Localized brecciation and localized beached bands. Red garnets across zone. Qtz veins parallel to foliation, so becoming stretched and boudinaged. Foliation is wavier than in previous section. Minor MG MGR intrusions parallel to foliation. Minor calcite veins and ser on fracture surfaces. 203.79 bleb of tarnished pyr with elevated mag.	qtz	OVP	i	chl	PER	s	
Nucleus	GRD09-153	K. Dodd		30-Aug-09				305.14	306.26	SCH	SCH	qtz	chl			FG	FO				Intensely silicified chl SCH with bands of light green silicified ser alteration. Zone cross cut by ser plus chl? And qtz stringers. Minor very altered garnets, silicified, green, contain trace pyr. Slight increase in diss pyr. Likely an increase in stringers but they are very fine and often parallel to foliation, hard to see when not on a fresh surface.	qtz	OVP	i	chl	BAN	m	

Dataset	Hole_ID	Logged_by	Edited_by	Date_Logged	Ox_From	Ox_To	OXIDATION	Lith_From	Lith_To	Litho	Litho_orig	Litho-1	Litho-2	% qtz Phenocryst	% fds Phenocryst	Grain Size	Texture-1	Texture-2	BxClast_1	BxClast_2	Lithology Description	Dominant Alteration	Dominant Alteration Style(occurrence)	Dominant Alteration Intensity	Secondary Alteration	Secondary Alteration Style(occurrence)	Secondary Alteration Intensity	Alteration Description
Nucleus	GRD09-153	K. Dodd		30-Aug-09				306.26	306.93	SCH	SCH	qtz	amp			FG	FO	MA			Dark green amp SCH that becomes more massive towards the contacts with the following MGR unit. Increase in pyr content and sulphide stringers. MGR inclusion into SCH is light green, intensely silicified, almost massive. Diss pyr about 5% locally, 3% across zone. Bands of pyr following foliation. Light green ser? alteration mixed with qtz in qtz flooded zone at UCTC. UCTC and LCTC gradational.	qtz	OVP	i				
Nucleus	GRD09-153	K. Dodd		30-Aug-09				306.93	307.85	MGR	MGR	qtz	fds			MG	FO				Typical foliated MGR with stretched qtz grains 80 TCA. DS sulfide veins cut zone with trace diss pyr. Upper contact gradational, lower contact broken.	qtz	OVP	i	chl	PER	s	
Nucleus	GRD09-153	K. Dodd		30-Aug-09				307.85	310.1	MSK	MSK	qtz	pyr			FG	FO	MO			MSK in chl SCH. Foliated with blebby pyr replacement in rough bands Pyr is brassy, mixed in with stretched qtz grains and clay altered fds? Pyr replacing dark green chl? Minor cpy on edges of pyr blebs. Striated pyr crystals visible in middle of brassier blebs. 397.85-308.15 foliated chl SCH. MSK from 308.15-308.50. 308.50-308.88m chl SCH with pyr stringers cross cutting foliation and bands of brassy replacement pyr. 308.88-309.45 blebby pyr. 309.45-309.52m minor fault. 309.52-309.79 blebby pyr MSK. 309.79-310.10 Blebby brassy pyr with bio. Soft, flakes when scratched. Also clasts of amp SCH mixed with qtz at contact zone.	qtz	OVP	i	chl	PER	s	
Nucleus	GRD09-153	K. Dodd		30-Aug-09				310.1	311.44	AMP	AMP	amp	qtz			FG	MA				Dark green massive amphibolite. Can't see dark individual grains on core surface, can't see foliation either. Can see bands of darker bio rich zones. Might be a SCH? Cut by qtz veins with brassy and shiny pyr. Diss/blebby brassy pyr increased down hole. From 310.9-311.44 foliation increases as it grades into a bio SCH. Bands of pyr parallel to foliation unlike next unit which contains no banded pyr.	qtz	OVP	s	bio	BAN	m	
Nucleus	GRD09-153	K. Dodd		30-Aug-09				311.44	313.43	SCH	SCH	qtz	bio			FG	FO	BA			Strongly silicified secondary bio SCH with bands of qtz containing well rounded and stretched grains. Could be remnants of granitoid intrusions that have been stretched or reworked qtz veins along planes of intense deformation. Minor GRA intrusions have been highly deformed and foliated MYL? Localized red garnets and low angle 20 TCA clay and qtz vein. No calcite.	qtz	OVP	s	chl	PER	s	
Nucleus	GRD09-153	K. Dodd		30-Aug-09				313.43	314.59	MSK	MSK	qtz	pyr			FG	FO				Pyr in chl SCH. Foliated throughout zone. Pyr replacing cla silicate (from quick log). About 15% pyr. Most brassy pyr, shiny pyr increase towards end of zone. More banded, less blebby than above MSK. From 314.28-314.59 very little pyr, dark green chl SCH.	qtz	PAT	m	cla	PAT	m	
Nucleus	GRD09-153	K. Dodd		30-Aug-09				314.59	323.07	SCH	SCH	qtz	mus			FG	FO	BL			Bleached SCH mus SCH with MGR intrusions. Clay alteration increases, mod qtz overprint and patchy weak to mod clay alteration. Localized brecciation and areas of increased sulphide veining. Foliation is vey regular, generally 70-80 TCA. Changes to 60 towards end of zone. MGR intrusions are FG to MG and generally follow foliation. Those that are MG are not foliation and tend to be more clay altered, pitted. Minor zone of sulphidation from 316.05-316.39m. Blebby brassy pyr intrudes across SCH at 40 TCA, about 30% pyr. UCTC gradational from chl SCH, lower contact broken. Gypsum as fracture fill from 317.55-317.94	qtz	PAT	m	cla	BAN	s	
Nucleus	GRD09-153	K. Dodd		30-Aug-09				323.07	325.17	SCH	SCH	qtz	bio			FG	FO	BA			Increase in bio alteration. Bands of bio SCH alternating with bands of bleached ser and clay altered SCH. Minor cal stringers across zone, cal on fracture surfaces. Bands of strong clay alteration in bio SCH. MG MGR intrusion, strongly silicified with well developed fds grains, not foliated. DS sulphide stringers across zone. Sheeted veins from previous unit continue, very sporadic.	cla	PER	m	bio	BAN	m	
Nucleus	GRD09-153	K. Dodd		30-Aug-09				325.17	327.57	MGR	MGR	qtz	fds			MG					MGR alternating with bands of bio altered SCH. MGR intrudes into GRA from 325.24-325.33m, foliated at 70-80 TCA, same foliation as previous SCH unit. GRA is MG with a pitted surface, mod clay altered. 328.14-327.57 MGR alternates with SCH. MGR is foliated, MG-FG with stretched qtz grains. Sulphide veins across zone, increased from previous unit.	qtz	OVP	m	cla	PER	w	
Nucleus	GRD09-153	K. Dodd		30-Aug-09				327.57	328.8	SCH	SCH	qtz	mus			FG	FO				Bleached muscovite SCH with localized brecciated zone with an increase in mineralization. DS sulphide stringers across zone. Clay alteration on fracture surfaces.	cla	PER	m				

Dataset	Hole_ID	Logged_by	Edited_by	Date_Logged	Ox_From	Ox_To	OXIDATION	Lith_From	Lith_To	Litho	Litho_orig	Litho-1	Litho-2	% qtz Phenocryst	% fds Phenocryst	Grain Size	Texture-1	Texture-2	BxClast_1	BxClast_2	Lithology Description	Dominant Alteration	Dominant Alteration Style(occurrence)	Dominant Alteration Intensity	Secondary Alteration	Secondary Alteration Style(occurrence)	Secondary Alteration Intensity	Alteration Description
Nucleus	GRD09-153	K. Dodd		30-Aug-09				328.8	331.7	FAU	FAU	qtz	cla								Fault in clay altered SCH. Broken pebble to cobble size core. Minor bio bands, qtz veins and clay alteration on fracture surfaces.	qtz	OVP	m	bio	BAN	m	
Nucleus	GRD09-153	K. Dodd		30-Aug-09				331.7	335.46	SCH	SCH	qtz	bio			FG	FO	BL			Bleached SCH with zones of secondary bio and minor garnets. 332.17-332.22m PPF intrusion parallel to foliation. Grey aphanitic matrix with stretched fds phenos parallel to foliation. Very fine grained very evenly bleached zone from 334.56-334.96. Possibly foliated granitoid? Back into bio SCH after bleached zone, also contains altered garnets. Qtz veins parallel to foliation with minor clay altered bands.	cla	PAT	m	qtz	PAT	m	
Nucleus	GRD09-153	K. Dodd		31-Aug-09				335.46	342.2	MGR	MGR	qtz	fds			CG	FO				Coarse grained foliated clay altered MGR. Pitted surface where fds have altered to clay. Foliation varies across zone from 30-50 TCA. Usually 50 TCA. Strong clay alteration from 337.8-339.2 right before a fault zone. Silicification increases down hole. 341.9-342.2m becomes FG and more siliceous to end of unit.	cla	PAT	s	qtz	PAT	m	
Nucleus	GRD09-153	K. Dodd		31-Aug-09				342.2	348.5	SCH	SCH	qtz	bio			FG	FO	BL			Moderately silicified bio SCH with bleached zones. Increased clay alteration parallel to foliation, most strongly associated with bio rich zones and MGR intrusions. Bleaching increases down hole as silicification increases, clay alteration is more concentrated in MGR intrusions. Very fine pyr and sul stringers, some cross cutting foliation, others parallel to foliation. Appears to be two generations of MGR intrusions. The earlier ones are FG-MG, FO with stretched qtz grains parallel to foliation of SCH. Later intrusions are MG to CG, with strong clay alteration and very weak foliation. Most qtz grains are only slightly deformed. Patchy sulphides, locally banded parallel to foliation. LCTC gradational. Locally altered garnets.	cla	PAT	m	qtz	PAT	s	
Nucleus	GRD09-153	K. Dodd		31-Aug-09				348.5	352.46	SCH	SCH	qtz	cla			FG	FO	FA			Faulted bleached SCH with about 30% MGR. Clay alteration across zone, alteration appears to effect both SCH and MGR equally. Silicification increases after 350.52, still brittlely faulted, broken fractured core. Sulphide veining increases downhole. Minor diss sul and sul stringers.	cla	PAT	s	qtz	PAT	m	
Nucleus	GRD09-153	K. Dodd		31-Aug-09				352.46	352.57	FBX	FBX	qtz	cla				M	M	SCH		Clay altered BRX with SCH clasts. Fault is banded, dark grey/black more silicified, grades through to lighter sheds of grey to white clay altered part. Bands are 30 TCA. Clasts are angular to sub rounded, SCH. 5mm to 2cm clasts. Ductile deformation of fds? (clay altered rectangular grains) and stretched qtz at beginning of fault. Matrix supported with clay and qtz matrix. Grey part is more silicified, colour due to siliceous alteration. Diss pyr in clasts in silicified zone. Lower contact broken.	qtz	OVP	m	cla	BAN	m	
Nucleus	GRD09-153	K. Dodd		31-Aug-09				352.57	355.53	SCH	SCH	qtz	cla			FG	FO	BA			Ser and clay altered SCH with bands of bio (dark blue grey). MGR intrusions parallel to foliation and well foliated. Minor bands of clay alteration at beginning of zone. Locally vuggy former veins at low angle to foliation, 10-20 TCA. Also low angle clay filled veins at same orientation. DS sulphide stringers across zone, bands of increased blebby sulphides roughly parallel to foliation.	qtz	OVP	m	cla	PAT	w	clay alteration in brecciated zone.
Nucleus	GRD09-153	K. Dodd		31-Aug-09				355.53	357.02	SCH	SCH	bio	qtz			FG	FO				Mafic bio SCH. Locally brecciated. Clast supported, bio SCH and qtz clasts. Pitted, clay matrix is altering out. Low angle clay veins as noted in above unit, 10-20 TCA. No DS sulphide stringer as above, concentrated bands of brassy pyr parallel to foliation. One 3mm band contains minor cpy. Upper and lower contacts gradational, parallel to foliation.	qtz	OVP	m				
Nucleus	GRD09-153	K. Dodd		31-Aug-09				357.02	357.81	SCH	SCH	qtz	mus			FG	FO	BL			Bleached mus SCH with minor KMGR bands parallel to foliation. MGR is foliated with slight pitted feel. Qtz veins parallel to foliation, upper and lower contacts gradational.	qtz	OVP	m	cla	PER	w	
Nucleus	GRD09-153	K. Dodd		31-Aug-09				357.81	358.84	MGR	MGR	qtz	fds			FG	FO				Fine grained foliated MGR with diss sul blebs and sul stringers. Light grey patches are zones of increased silicification. Intensely silicified zone from 358.02-358.11 with increased diss sul, about 3%.	qtz	OVP	m	cla	PER	w	

Dataset	Hole_ID	Logged_by	Edited_by	Date_Logged	Ox_From	Ox_To	OXIDATION	Lith_From	Lith_To	Litho	Litho_orig	Litho-1	Litho-2	% qtz Phenocryst	% fds Phenocryst	Grain Size	Texture-1	Texture-2	BxClast_1	BxClast_2	Lithology Description	Dominant Alteration	Dominant Alteration Style(occurrence)	Dominant Alteration Intensity	Secondary Alteration	Secondary Alteration Style(occurrence)	Secondary Alteration Intensity	Alteration Description
Nucleus	GRD09-153	K. Dodd		31-Aug-09				358.84	365.48	SCH	SCH	qtz	bio			FG	FO	BL			Highly strained Half bio SCH, half bleached SCH, alternating bands. MGR intrusions, about 30%. Increase in NS dendritic like sulphidation, also increase in sulphide stringers. MGR intrusions are weak to moderately clay altered, well foliated with diss sul and sul stringers cross cutting both SCH and MGR. Qtz bleb in MGR also cut by sulphides. Secondary bio alteration from 363.38-363.83m.	qtz	OVP	m	cla	PER	m	
Nucleus	GRD09-153	K. Dodd		31-Aug-09				365.48	366.55	MGR	MGR	qtz	fds			FG	FO				FG foliated silicified MGR with DS sulphide stringers. Minor 3mm DS qtz veins cross cut foliations. Zone of bleached silicified SCH, fol 85 TCA towards end of unit. 7 cm of MGR then broken SCH, fault before next SCH unit begins. Ser and clay alteration on fracture surfaces.	qtz	OVP	m	ser	BAN	m	
Nucleus	GRD09-153	K. Dodd		31-Aug-09				366.55	368.3	SCH	SCH	qtz	bio			FG	FO				Highly strained silicified bio SCH with bleached zones and clay and ser alteration on fracture surfaces. Minor cal vein and string clay alteration. Bleb of hem at 368.70m	qtz	OVP	m	cla	PER	m	
Nucleus	GRD09-153	K. Dodd		31-Aug-09				368.3	370.1	SBX	SBX	qtz	cla				M	C	SCH		SCH and qtz clasts in SCH with acicular asp and blebs of pyr in siliceous matrix mixed with fine grained dark sulphides. Asp most prominent on margins of zone. Possible MGR mixed in with SCH clasts. Strongly clay altered fault at 369.90m, 30 TCA. Dark sulphides are part of the matrix, pyr and asp are diss across unit. Majority of the pyr is in one brecciated band, 2cm wide at 369.52-369.54m. Diss in matrix and might be replacing the clasts.	qtz	OVP	s	cla	PAT	m	
Nucleus	GRD09-153	K. Dodd		31-Aug-09				370.1	384.27	SCH	SCH	qtz	bio			FG	FO	BL			Silicified bio chl SCH, highly strained with zones of intense silicification that has washed out the foliation. Minor bands of qtz parallel to foliation. MGR intrusions across zone, about 5-10cm. Increased clay alteration in these zones, stretched qtz parallel to foliation of SCH. Clay and ser on fracture surfaces. Sulphide stringers often parallel to foliation, hard to see. Steep angle veins contain pyr and minor cpy. Occasional asp stinger. Asp associated with pyr but not cpy. 382.72-384.27m secondary bio alteration, core more fractured. Not sure if stringers contain sulphides. No visible pyr.	qtz	OVP	s	cla	FFL	s	
Nucleus	GRD09-153	K. Dodd		31-Aug-09				384.27	385.87	BRX	BRX	qtz	ser				S	C	SCH		Brecciated zone showing brittle and ductile deformation. Clay alteration is flowing around qtz blebs. Wavey clay alteration cuts across entire zone, about 20 TCA, cross cuts SCH foliation. Qtz appears to have flooded SCH and been cut by low angle clay altered veins. Gradational upper and lower contacts. Minor diss acicular asp.	qtz	OVP	s	bio	PAT	m	EOH
Nucleus	GRD09-153	K. Dodd		31-Aug-09				385.87	391.89	SCH	SCH	qtz	mus			FG	FO	BL			Mus and bio SCH with bleached zones and zones of secondary bio alteration. Strongly silicified, and foliated with minor , 2-5cm MGR intrusions parallel to foliation. MGR is FG FO. Clay and ser on fracture surfaces. Mafic zone from 390.14-390.72m, possibly MYL? Grains of qtz stretched parallel to foliation and slightly rotated. Minor localized altered garnets. DS sulphide stringers cross cut foliation. Minor qtz veins with pyr and cpy. EOH							

Hole_ID	Min_From	Min_To	pyrite	Pyrite %	Cpy%	Prt%	Asp%	Other	Other%	Mineralization Description
GRD09-153	62.31	62.39	pyr							
GRD09-153	65.9	66.1	pyr	0.1						
GRD09-153	77.28	80.75	pyr	0.5						
GRD09-153	91.74	94.13	pyr	2		0.1				blebby pyr and prt parallel to foliation.
GRD09-153	96.3	96.67						sox	0.1	
GRD09-153	96.67	97.67	pyr	0.5				sox	1.5	
GRD09-153	97.67	98.6	pyr	5						
GRD09-153	98.6	100.18	pyr	0.01						
GRD09-153	100.18	101.2	pyr	0.01						
GRD09-153	101.2	101.9	pyr	0.5						
GRD09-153	100.58	100.76	pyr	0.2			2			
GRD09-153	100.76	110.15	pyr	0.1			0.01			
GRD09-153	110.15	112.64	pyr	5						
GRD09-153	112.64	112.81	pyr	10						
GRD09-153	112.81	117.4	pyr	5						
GRD09-153	119.22	119.23	pyr	40	2		2			Massive pyr beside qtz vein and diss pyr with cpy in qtz vein. Pyr is different colours, some is brassier, some lookes fresher, possible multible phases of deposition? Qtz vein is 70 TCA.
GRD09-153	128.6	151.1	pyr	0.01						Diss pyr, patchy.
GRD09-153	151.1	157.43	pyr	0.01						
GRD09-153	157.43	157.94	pyr	0.01						
GRD09-153	157.94	158.85	pyx	0.1						
GRD09-153	158.85	159.95	pyr	0.01						
GRD09-153	159.95	161.2	pyr	25						Weakly banded pyr, also as blebs and disseminated around qtz grains. Bands about 70, parallel to foliation.
GRD09-153	166.93	167.4	pyr	0.2						
GRD09-153	168.6	169.16	pyr	0.01						
GRD09-153	169.16	173.41	pyr	0.01						
GRD09-153	173.41	181.28	pyr	0.01						
GRD09-153	181.28	182.8						sul	0.1	patchy diss sul.
GRD09-153	182.8	193.22	pyr	0.1						
GRD09-153	193.22	199.6	pyr	0.1						diss pyr,
GRD09-153	199.6	200.64						sul	0.01	
GRD09-153	200.64	201.45	pyr	0.01						diss pyr associted with increased bio altered zones.
GRD09-153	201.45	205.79						sul	0.01	
GRD09-153	205.79	207.88	pyr	0.05				sul	0.05	
GRD09-153	207.88	211.84	pyr	0.1						
GRD09-153	211.84	213.93	pyr	0.01						
GRD09-153	216.26	216.92	pyr	0.2						
GRD09-153	216.92	220.41	pyr	0.5						diss pyr
GRD09-153	220.41	220.69	pyr	1						blebby pyr in brecciated zone.
GRD09-153	220.69	223.38	pyr	0.1						
GRD09-153	223.38	224.26	pyx	0.5						
GRD09-153	224.26	224.65						sul	0.01	
GRD09-153	227.85	230.75	pyr	0.01						
GRD09-153	230.75	231.41	pyr	0.1						
GRD09-153	231.41	233.53	pyr	0.01						trace pyr, most visible in MGR.
GRD09-153	233.53	235.78	pyr	0.1						
GRD09-153	235.78	238.1	pyr	0.01						
GRD09-153	238.1	239.56	pyr	0.5						
GRD09-153	239.56	239.92	pyr	0.01						
GRD09-153	239.92	240.74	pyr	3						
GRD09-153	240.74	241.54	pyr	0.5			0.01			blebby pyr
GRD09-153	241.54	241.56	pyr	40						Massive pyr at contact o SCH and PPF
GRD09-153	241.56	245.07	pyx	0.5						
GRD09-153	245.07	246.43	pyr	0.01						
GRD09-153	246.43	248	pyx	1.5						changes from pyx to pyr towards end of zone.
GRD09-153	248	249.91	pyr	0.01						
GRD09-153	249.91	251.05	pyr	1.5						
GRD09-153	251.05	253.93	pyr	0.05						
GRD09-153	255.9	258.55	pyr	0.01						
GRD09-153	258.55	261.23	pyr	0.01						

Hole_ID	Min_From	Min_To	pyrite	Pyrite %	Cpy%	Prt%	Asp%	Other	Other%	Mineralization Description
GRD09-153	261.23	261.59	pyr	0.5						diss and banded pyr parallel to foliation
GRD09-153	261.59	263.53	pyr	0.01						
GRD09-153	263.53	263.54	pyr	0.1						
GRD09-153	263.54	263.8	pyr	25						
GRD09-153	263.8	263.89	pyr	3						
GRD09-153	263.89	266.12	pyr	0.01						
GRD09-153	266.12	266.33	pyr	10						blebby tarnished pyr
GRD09-153	266.33	269.05	pyx	0.1						
GRD09-153	269.05	273.07	pyr	0.01						
GRD09-153	273.07	274.9	pyr	0.1						
GRD09-153	274.9	276.2	pyr	0.01						
GRD09-153	276.2	276.76	pyx	0.1						
GRD09-153	276.76	293.76	pyr	0.05						find diss pyr throughout zone. Local concentrations of pyr parallel to foliation.
GRD09-153	293.76	294.6	pyr	0.01						
GRD09-153	294.6	305.14	pyr	0.01						
GRD09-153	305.14	306.26	pyr	0.2						
GRD09-153	306.26	306.93	pyr	3						
GRD09-153	306.93	307.85	pyr	0.01						
GRD09-153	307.85	308.15	pyr	1						diss pyr
GRD09-153	308.15	308.5	pyr	25						
GRD09-153	308.5	308.88	pyr	5						
GRD09-153	308.88	309.79	pyr	25	0.1					
GRD09-153	309.79	310.1	pyr	20						mix of brassy and shinier pyr, minor spike in mag.
GRD09-153	310.1	311.44	pyr	5						Diss and blebby pyr, in bands parallel to foliation towards end of unit.
GRD09-153	311.44	313.43	pyr	0.01						
GRD09-153	313.43	314.28	pyr	15						
GRD09-153	314.28	314.59	pyr	1						
GRD09-153	314.59	316.05	pyr	0.1						
GRD09-153	316.05	316.39	pyr	30						
GRD09-153	316.39	317.55	pyr	0.1						
GRD09-153	317.94	319.93	pyr	0.1						
GRD09-153	319.93	323.07	pyr	0.2						
GRD09-153	323.07	325.17	pyr	0.01						
GRD09-153	325.17	327.57	pyr	0.1						
GRD09-153	327.57	328.02	pyr	0.1						
GRD09-153	328.02	328.17	pyr	0.5	0.1					
GRD09-153	328.17	328.8	pyr	0.3						
GRD09-153	331.7	335.47	pyr	0.01						
GRD09-153	335.47	341.9						sul	0.05	
GRD09-153	341.9	342.2	pyx	0.1						
GRD09-153	344.29	344.69	pyr	0.1						minor banded pyr along foliation
GRD09-153	345.13	345.56	pyr	0.4				sul	0.1	
GRD09-153	346.29	347.81						sul	0.01	
GRD09-153	348.8	351.29						sul	0.01	
GRD09-153	351.46	353.57	pyr	0.01						
GRD09-153	353.57	353.6	pyx	0.1						
GRD09-153	353.6	353.7	pyx	5						
GRD09-153	353.7	355.53						sul	0.5	
GRD09-153	355.53	357.02	pyr	0.01						
GRD09-153	357.02	357.81						sul	0.01	
GRD09-153	357.81	358.02						sul	0.01	
GRD09-153	358.02	358.11						sul	3	
GRD09-153	358.11	358.54						sul	0.1	
GRD09-153	358.54	361.02	pyr	1				sul	1	
GRD09-153	361.02	361.16	pyr	5						
GRD09-153	361.16	365.48	pyr	1				sul	1	
GRD09-153	365.48	366.55	pyr	0.5						
GRD09-153	366.55	368.3	pyr	0.1						
GRD09-153	368.3	370.1	pyr	5			10			
GRD09-153	370.1	384.27	pyr	0.75						
GRD09-153	384.27	385.87	pyr	0.01			0.01			
GRD09-153	385.87	391.89	pyr	0.05						EOH

Hole_ID	Structure From	Structure To	foliation CA	Beta	foliation strike	foliation dip	Struct_type1	Struct_subtype1	Struct_CA1	Struct_Beta1	Struct_strike1	Struct_dip1	Structure Description
GRD09-153	0	11.65	40										
GRD09-153	11.65	12.1	30				FAU						Strongly altered, pitted core.
GRD09-153	12.19	12.48					FAU						Part of above fault. Strongly clay altered with muscovite.
GRD09-153	12.48	21.15	50										
GRD09-153	21.15	21.55					DYK	QTZ Vein					Massive broken qtz vein with trace sox and DS lim stringers. Can't count, core too broken. 2cm zone of highly clay and hem altered SCH with garnets. Upper and lower contacts broken, likely parallel to foliation. Oxidation on fracture surfaces.
GRD09-153	21.55	22.7	50										
GRD09-153	38.82	39.62	50										
GRD09-153	39.7	45.72	50										foliation varies from 40-60 TCA locally.
GRD09-153	45.72	45.721					CTC	SCH-FAU	50				
GRD09-153	48.4	48.67	40										
GRD09-153	48.67	48.77					DYK	MGR					Highly silicified MGR? Can see MG qtz clasts in silicified zone.
GRD09-153	49.47	50.2	40										
GRD09-153	57.1	60.64	40										Locally varies between 30-50 TCA
GRD09-153	60.64	60.96					FAU						Minor strongly clay altered fault
GRD09-153	60.96	62.68	40										
GRD09-153	62.68	66.98	40										
GRD09-153	66.98	67.06					FAU						Minor strongly clay altered fault in SCH.
GRD09-153	67.06	69.84	40										
GRD09-153	69.84	70.36	40	220	356	30							
GRD09-153	70.36	70.59	30	220	341	36							Lower angle qtz veins intrude in this zone.
GRD09-153	70.59	73.15	40										
GRD09-153	73.15	73.5	50										
GRD09-153	73.5	78.03	30										
GRD09-153	78.03	80.18	30	230	351	42							
GRD09-153	80.18	80.39	30										
GRD09-153	80.39	82.3	60										
GRD09-153	82.3	84.1	30										
GRD09-153	84.1	85.92	30	280	27	73							
GRD09-153	86.54	86.541					CTC	SCH-QTZ	40				LCTC of qtz vein and SCH
GRD09-153	86.541	88.39	40										
GRD09-153	88.39	90	70										
GRD09-153	90	90.9	90										
GRD09-153	91.44	91.74					FAU						Fractured and broken SCH with increased clay alteration on fracture surfaces.
GRD09-153	91.74	93.21	40										
GRD09-153	93.21	94.7	60	50	116	63							
GRD09-153	94.7	94.75					FAU						Minor fault
GRD09-153	94.75	96.3	50										
GRD09-153	96.3	96.301					CTC	SCH-SCH	50				
GRD09-153	96.301	96.67					FAU						
GRD09-153	96.88	97.02	60	110	138	39							
GRD09-153	97.02	97.54	40	120	170	42							
GRD09-153	97.54	98.03	50	130	160	32							
GRD09-153	100.18	100.58	30										
GRD09-153	100.58	101.02	50										
GRD09-153	101.02	101.09					BRX		50				Brecciated SCH along qtz vein. Clast supported angular SCH with matrix of clay and fine dark sulphides. Large pyr vein associated with mag parallel to brecciated zone.
GRD09-153	101.09	101.41	30										
GRD09-153	101.41	101.92	50										
GRD09-153	101.92	103.2					DYK	MGR					foliated FG MGR in SCH. UCTC is strongly clay altered, minor fault.
GRD09-153	103.2	103.201					CTC	SCH-MGR	30				LCTC of MGR dyke
GRD09-153	103.201	103.34	30										
GRD09-153	103.34	103.93					FAU						Fault around qtz vein. Qtz vein is brittlely deformed, SCH is strongly clay altered with lenses of qtz.
GRD09-153	103.93	106.68	50				FAU						alternating faults and competent rock. Foliation is mostly 50 TCA.
GRD09-153	106.68	106.97	30										
GRD09-153	106.97	107.3					FAU						mod clay altered wavey foliation in fau.
GRD09-153	107.3	108.93	70										
GRD09-153	108.93	109.2					FAU						fault around qtz veins. Undulating foliation, qtz vein 50 TCA.
GRD09-153	110.15	110.151					CTC	SCH-QFP	30				contact is broken, but appears parallel to foliation.

Hole_ID	Structure From	Structure To	foliation CA	Beta	foliation strike	foliation dip	Struct_type1	Struct_subtype1	Struct_CA1	Struct_Beta1	Struct_strike1	Struct_dip1	Structure Description
GRD09-153	112.1	113	50										very weak foliation 50 TCA. Foliated zone ends along clay vein 50 TCA
GRD09-153	117.4	117.401					CTC	SCH-QFP	90				LCTC with SCH.
GRD09-153	117.401	117.59	90	0	180	90							
GRD09-153	117.59	117.72	60	250	42	39							
GRD09-153	118.8	118.81					CTC		80	250	74	38	contact of buggy zone and foliated SCH
GRD09-153	118.81	119.22	70	220	61	27							
GRD09-153	119.22	119.27					DYK		70	190	80	21	qtz vein with sulphides
GRD09-153	119.27	120.07	70	235	58	32							
GRD09-153	120.07	120.3	50										
GRD09-153	120.3	120.8	90										
GRD09-153	120.8	121.91					FAU						increased clay alteration in oxide zone. Broken mod clay altered SCH.
GRD09-153	121.91	122.22	90										
GRD09-153	122.94	123.2					BRX		60				Clast supported BRX. Highly oxidized, vuggy. Possible QFP clasts. 122.94-123.02 qtz vein with lim fractures cross cutting vein. Goethite on fracture surface.
GRD09-153	123.2	123.5					BRX		50				Black qtz with blebs of pyr? Qtz?
GRD09-153	123.5	124.9	80										Varies from 70-8- TCA with minor zones of undulating foliation.
GRD09-153	124.9	125.2					FAU						broken SCH, increase in clay alteration. Brittlely deformed qtz veins parallel to foliation cross cut by oxidized clay veins.
GRD09-153	125.2	128.6	90										minor zone of 60 TCA. Varies mostly form 80-90 TCA.
GRD09-153	128.6	128.9	90										
GRD09-153	128.9	129.08					FAU						Increased clay alteration around 4cm band of highly strained and silicified MGR? 80 TCA with foliated qtz grains.
GRD09-153	129.08	130.25	90										
GRD09-153	130.25	132.14	80										5cm MGR dyke at 70 TCA with foliated qtz grains.
GRD09-153	132.14	132.4					FAU		80				Foliation 80 TCA, strongly clay alt zone, can stick a pencil through it.
GRD09-153	132.4	133.5	80										
GRD09-153	133.5	133.7	85	190	88	35							
GRD09-153	133.7	136.06	80										
GRD09-153	136.06	136.82	80				FAU						Broken clay altered MYL 80 TCA. Foliation varies from 70-80 TCA
GRD09-153	136.82	138.75	80										
GRD09-153	138.75	138.99	70	90	120	44							
GRD09-153	138.99	140	90	0	90	40							
GRD09-153	140	142.22	80										
GRD09-153	142.22	142.54	70										
GRD09-153	142.54	143.23	30										Varies from 20-30 TCA
GRD09-153	143.23	143.4	40										
GRD09-153	143.4	149.28	60										
GRD09-153	149.28	151.1	70										Zones of 50 TCA
GRD09-153	151.1	151.48	70										
GRD09-153	151.48	151.6					BRX		40				Minor brecciated zone around pyr and asp vein. Increased chl and clay alteration. Weakly brittlely fractured SCH, clast supported, clay matrix.
GRD09-153	151.6	152.63	80				FAU						Increased clay alteration in fault. Mode to strongly clay altered. SCH is 80 TCA. Green ser alteration on fracture surface.
GRD09-153	152.63	152.82	80	160	97	31							
GRD09-153	152.82	155	70				FAU						Fault with black qtz vein. Mod clay alteration
GRD09-153	155	155.45	80	160	97	31							
GRD09-153	155.45	155.451					CTC	SCH-MGR	80				UCTC
GRD09-153	155.451	155.67	80				DYK	MGR					Weakly foliated MGR, stretching of qtz grains.
GRD09-153	155.67	155.671					CTC	SCH-MGR	70	155	112	23	LCTC with SCH.
GRD09-153	155.671	155.78	70	155	112	23							
GRD09-153	155.78	155.83					DYK	QTZ Vein	80	140	102	33	Massive qtz vein cut by sulphide stringers
GRD09-153	155.83	156.38	60	20	101	69		QTZ Vein					qtz veins disrupt foliation, measured qtz vein.
GRD09-153	156.38	157.43	70										
GRD09-153	157.43	157.94	80										
GRD09-153	157.94	158.85	80										
GRD09-153	158.85	159.95	85										
GRD09-153	160.27	160.39					FAU	60					Increased clay alteration in bands through pyr rich zone.

Hole_ID	Structure From	Structure To	foliation CA	Beta	foliation strike	foliation dip	Struct_type1	Struct_subtype1	Struct_CA1	Struct_Beta1	Struct_strike1	Struct_dip1	Structure Description
GRD09-153	160.46	160.52					BRX	40					qtz vein with brecciated pieces of MYL with pyr in clasts. Also diss pyr in qtz vein. Highly silicified chalcedony vein parallel to breccia. Breccia is matrix supported with sub-rounded clasts.
GRD09-153	160.93	161.15					BRX						weakly crackle brecciated qtz rich zone. Clast supported, fine sulphides in matrix. Stringers of pyr cut zone. 2cm qtz vein with pyr noted.
GRD09-153	161.2	161.4	70	160	108	22							
GRD09-153	161.4	161.82	90										
GRD09-153	161.82	164.31	90				FAU						
GRD09-153	164.31	164.54					BRX		30				qtz/chalcedony? Vein at 30 TCA intrudes bio rich MYL. Increased clay alteration, faulted, convoluted foliation.
GRD09-153	164.54	166.93	90				FAU						
GRD09-153	166.93	167.4	90										
GRD09-153	167.4	168.6	85	180	90	35							
GRD09-153	168.6	168.601					CTC	SCH-MYL	90				LCTC
GRD09-153	168.601	169.16	90										
GRD09-153	169.16	169.25					FAU		20				Fault in Bio SCH. Strong clay alteration, fault is 20 TCA.
GRD09-153	169.3	169.301					CTC	SCH-MGR	60				UCTC of MGR dyke.
GRD09-153	169.301	169.41					DYK	MGR					Weakly foliated MGR with minor diss pyx
GRD09-153	169.41	169.411					CTC	SCH-MGR	60				LCTC of MGR dyke
GRD09-153	169.53	169.531					CTC	SCH-MGR	70				UCTC of MGR dyke.
GRD09-153	169.531	169.59					DYK	SCH-MGR					Weakly foliated MGR with minor diss pyx
GRD09-153	169.59	169.591					CTC	SCH-MGR	80				LCTC of MGR dyke
GRD09-153	170.39	170.84	70	150	114	24							
GRD09-153	170.84	173.41	80										Ranges from 70-85 TCA
GRD09-153	173.41	180.28	90										varies from 80-90 TCA
GRD09-153	180.28	180.56	70	240	58	34							
GRD09-153	180.56	181	80	200	83	31							
GRD09-153	181	181.28	75	72	29								
GRD09-153	181.28	182.8	80	190	87	30							
GRD09-153	182.8	182.88					BRX						crackle breccia in MYL. Qtz and bio matrix around angular clasts of bleached MYL.
GRD09-153	183.14	185.05	80										
GRD09-153	185.05	187.62	80	190	87	30							checked measurements in three places
GRD09-153	187.62	188.54	80	140	102	33							checked measurements in two places
GRD09-153	188.54	189.54	80	200	83	31							
GRD09-153	189.54	189.7	70	200	72	22							
GRD09-153	189.7	190	80	190	87	30							
GRD09-153	190.8	191.72	90	0	90	40							
GRD09-153	191.72	193.22	80	90	105	41							
GRD09-153	193.22	194.54	80	130	104	34							
GRD09-153	194.54	195.59	70	130	121	31							
GRD09-153	195.59	197.71	70	150	114	24							Checked three places
GRD09-153	197.71	197.711					CTC	GRA-MYL	70	150			UCTC CG GRA with elongated hornfels?
GRD09-153	197.78	197.781					CTC	GRA-MYL	70	150			LCTC of MYL-GRA
GRD09-153	197.781	198.68	70	150	114	24							
GRD09-153	198.68	199.6	80	190	87	30							
GRD09-153	199.6	199.601					CTC	MGR-MYL	90				UCTC
GRD09-153	200.64	200.641					CTC	MGR-MYL	90				LCTC
GRD09-153	200.641	201.15	80										
GRD09-153	201.15	203.16	70	200	72	22							
GRD09-153	203.16	203.9					BRX						weak crackle breccia with 20 TCA pyr cal and qtz veins. Qtz and clay as matrix.
GRD09-153	204.16	204.38	80	140	102	33							
GRD09-153	204.38	204.381					CTC	MGR-MGR	60	80	128	53	UCTC
GRD09-153	204.381	204.44	80				DYK	MGR					foliated MGR intruding MGR
GRD09-153	204.44	204.441					CTC	MGR-MGR	60	80	128	53	LCTC
GRD09-153	204.441	205.03	80	140	102	33							
GRD09-153	205.03	207.88	70	130	121	31							
GRD09-153	207.88	208.24	70	130	121	31							
GRD09-153	208.24	208.43	80	130	104	34							
GRD09-153	208.43	209.94	70	120	122	34							
GRD09-153	209.94	210.53	80	120	105	36							
GRD09-153	210.53	211.11	70	130	121	31							
GRD09-153	211.11	211.84	80	150	100	32							
GRD09-153	211.84	212.47	80										
GRD09-153	212.47	213.69	70										
GRD09-153	213.69	213.93	90										
GRD09-153	213.93	214.34	80										

Hole_ID	Structure From	Structure To	foliation CA	Beta	foliation strike	foliation dip	Struct_type1	Struct_subtype1	Struct_CA1	Struct_Beta1	Struct_strike1	Struct_dip1	Structure Description
GRD09-153	214.34	214.41					BRX		40				qtz vein cutting SCH, crackle brecciation around qtz vein. Minor pieces of qtz and small fragment of SCH in vein. Pyr stringers parallel to brecciation.
GRD09-153	214.41	216.92	80										
GRD09-153	216.92	218.53	90	0	90	40							
GRD09-153	218.53	218.531					CTC	SCH-GRA	80	145	101	32	UCTC
GRD09-153	218.531	218.7					DYK	GRA					MG-CG GRA, not foliated
GRD09-153	218.7	218.701					CTC	SCH-GRA					LCTC broken
GRD09-153	218.701	220.41	80										
GRD09-153	220.41	220.69					BRX						Crackle breccia in SCH with larch zone of custard yellow silicified clay. Qtz vein cuts zone, contains SCH clasts, sub-rounded about 5mm, and pieces of silicified clay. Blebby pyr in this zone.
GRD09-153	220.69	222.54	80										355.53
GRD09-153	222.54	222.541					CTC	SCH-MGR	80				UCTC
GRD09-153	222.541	222.7	80				DYK	MGR					FG foliated MGR, almost massive, with stretched qtz grains.
GRD09-153	222.7	222.701					CTC	SCH-MGR	50				LCTC partially follows foliation at 80 TCA
GRD09-153	222.701	223.38	80										
GRD09-153	223.38	225.61	80										
GRD09-153	225.61	226.25	60										
GRD09-153	226.25	226.61	70										
GRD09-153	226.61	226.68	70	100	121	41							
GRD09-153	226.68	227.76	70										
GRD09-153	227.76	227.85					FAU						clay altered broken core in SCH before highly siliceous chl bio MYL
GRD09-153	227.85	228.11	90										
GRD09-153	228.11	229.18	80										
GRD09-153	229.18	229.181					CTC	MGR-MYL	90				UCTC
GRD09-153	229.181	229.26	90				DYK	MGR					foliated MGR with qtz phenos
GRD09-153	229.26	229.261					CTC	MGR-MYL	90				LCTC
GRD09-153	229.261	230.75	70										
GRD09-153	231.41	231.411	80										sharp LCTC of GRA-SCH, parallel to foliation.
GRD09-153	231.411	231.7	85										
GRD09-153	231.7	231.83	50				DYK	SCH-MGR	40				Foliated MGR cross cut by sulphide stringers. FG at upper contact, MG at lower contact
GRD09-153	231.83	231.93	50										
GRD09-153	233.18	233.54	50										
GRD09-153	234.23	234.231	60				CTC		60				UCTC
GRD09-153	234.231	234.29					DYK	MGR					Clay altered weakly foliated MGR with qtz stringers cross cutting MGR.
GRD09-153	234.29	234.291					CTC		60				LCTC
GRD09-153	234.62	234.76	30										
GRD09-153	234.76	235.1	60										
GRD09-153	235.1	238.1	80										
GRD09-153	238.1	239.56					FAU						broken core, minor intensely clay altered zone, about 5cm. FG to MG pitted clay altered MGR with qtz stringers and one pyr stringer cutting intrusion.
GRD09-153	240.74	241.56	80										
GRD09-153	241.56	241.561					CTC	SCH-PPF	70				UCTC of PPF and SCH with massive pyr
GRD09-153	243.93	244.07					BRX						BRX above fault zone. Rounded PPF clasts in clay altered PPF matrix.
GRD09-153	244.07	244.21					FAU		40				clay altered PPF with minor pyr.
GRD09-153	244.21	244.33					BRX		40				PPF clast ins qtz and clay matrix with minor diss fine dark sulphides
GRD09-153	245.07	245.071					CTC	SCH-PPF	50				LCTC PPF and SCH
GRD09-153	245.071	245.36	70										
GRD09-153	245.36	245.7	60										
GRD09-153	245.7	245.701					CTC	SCH-MGR	60				UCTC
GRD09-153	245.701	245.79	60				DYK	MGR					Foliated MGR
GRD09-153	245.79	245.791					CTC	SCH-MGR	60				LCTC
GRD09-153	248	248.001					CTC	SCH-PPF	50				
GRD09-153	248.001	248.41	80										
GRD09-153	248.41	248.54	70	230	59	31							
GRD09-153	248.54	248.58	70										
GRD09-153	248.58	248.7					BRX						auto breccia with clay matrix. Angular SCH clasts, 4mm to 1cm. Qtz and clay matrix
GRD09-153	248.7	249.19	70										
GRD09-153	249.19	249.191					CTC	SCH-MGR	70				UCTC
GRD09-153	249.191	249.29					DYK	MGR	70				FG foliated MGR with clay alteration.
GRD09-153	249.29	249.291					CTC	SCH-MGR	70				LCTC

Hole_ID	Structure From	Structure To	foliation CA	Beta	foliation strike	foliation dip	Struct_type1	Struct_subtype1	Struct_CA1	Struct_Beta1	Struct_strike1	Struct_dip1	Structure Description
GRD09-153	249.291	249.45					BRX						Vug filled with SCH clasts 2mm to 8mm in clay qtz matrix.
GRD09-153	249.45	249.91	70										
GRD09-153	251.05	251.051					CTC	SCH-PPF	50				LCTC of PPF to brecciated SCH. Increased clay alteration.
GRD09-153	251.051	251.23					BRX		40				SCH and MGR clast supported breccia at contact of PPF, SCH and MGR intrusion. MGR clasts foliated, in qtz matrix. SCH clasts incorporated into MGR. SHC clasts still mainly in original orientation, 80 TCA. Brecciation intrudes SCH at 40 TCA.
GRD09-153	251.23	251.231					CTC	SCH-MGR	80				UCTC
GRD09-153	251.231	251.86	80				DYK	MGR					FG foliated MGR with stretched qtz, diss sulphides and sulphide stringers, NS.
GRD09-153	251.86	251.861					CTC	SCH-MGR	80				LCTC
GRD09-153	251.861	253.13	80										
GRD09-153	253.13	253.131					CTC	SCH-MGR					UCTC
GRD09-153	253.131	253.61	80				DYK	MGR					FG-MG MGR. More clay altered than previous intrusion, pitted, zone of strong clay alteration at 250.5m. Increase in diss sulphides. Foliated.
GRD09-153	253.61	253.611	90										
GRD09-153	253.611	253.93	80										
GRD09-153	255.59	255.591					CTC	SCH-MGR	50				
GRD09-153	255.591	255.64	90				DYK	MGR					with FG foliation MGR,
GRD09-153	255.64	255.641					CTC	SCH-MGR	70				
GRD09-153	255.9	256.24	90										
GRD09-153	256.24	256.241					CTC	SCH-MGR	60				UCTC
GRD09-153	256.241	256.3					DYK	MGR	80				White highly siliceous FG MGR, foliated. No sulphides, sulphide stringers. Another bleb of MGR follows this one, irregular contacts.
GRD09-153	256.3	256.301					CTC	SCH-MGR	60				LCTC
GRD09-153	256.301	256.48	70										
GRD09-153	256.48	256.481					CTC	SCH-MGR	80				UCTC
GRD09-153	256.481	256.52	80				DYK	GRA					Siliceous, MG foliated GRA. Gray/green, minor mafics, could be MGR.
GRD09-153	256.52	256.521					CTC	SCH-MGR	80				LCTC
GRD09-153	256.521	257.37	90										
GRD09-153	257.37	257.371					CTC	SCH-GRA	85				UCTC
GRD09-153	257.371	257.49					DYK	GRA					MG-CG GRA, foliated with oxidation on clay altered fds. Matrix looks orange, pitted surface. Minor bio, mod clay alteration.
GRD09-153	257.49	257.491					CTC	SCH-GRA	90				
GRD09-153	257.491	257.53	90										
GRD09-153	257.53	257.531					CTC	SCH-GRA	90				
GRD09-153	257.531	257.73	70				DYK	GRA					MG-FG GRA, minor bio, weak clay alteration. Better foliation than previous GRA, becomes better foliated down hole.
GRD09-153	257.73	257.731					CTC	SCH-GRA	80				
GRD09-153	257.731	258.55	90										
GRD09-153	258.55	259.08	80										
GRD09-153	259.08	259.18					FAU						Minor fault in bio SCH, strongly clay altered
GRD09-153	259.18	263.53	80										
GRD09-153	263.53	263.89	90										
GRD09-153	263.89	265.25	90										
GRD09-153	265.25	265.251					CTC	SCH-MGR	60				
GRD09-153	265.251	265.45	80				DYK	MGR					weakly foliated MGR
GRD09-153	265.45	265.451					CTC	SCH-MGR	60				
GRD09-153	265.451	266.12	70										
GRD09-153	266.12	266.33	80										
GRD09-153	266.33	266.331					CTC	SCH-MGR	60				
GRD09-153	266.331	267.33	60										MGR
GRD09-153	267.33	267.75	90										SCH
GRD09-153	267.75	267.84	80										MGR
GRD09-153	267.84	267.89	90										SCH
GRD09-153	267.89	268.08	80										MGR
GRD09-153	268.08	268.24	80										SCH
GRD09-153	268.24	269.05	70										MGR
GRD09-153	269.05	271.12	85										
GRD09-153	271.12	271.27					DYK	GRA					Foliated GRA, UCTC broken
GRD09-153	271.27	271.271					CTC	SCH-GRA					LCTC
GRD09-153	271.271	273.07	85										
GRD09-153	273.07	273.78	80										
GRD09-153	273.78	274.32	85	100	98	39							
GRD09-153	274.32	274.9	85										
GRD09-153	274.9	275.2					FAU						strongly clay altered fault in bio SCH

Hole_ID	Structure From	Structure To	foliation CA	Beta	foliation strike	foliation dip	Struct_type1	Struct_subtype1	Struct_CA1	Struct_Beta1	Struct_strike1	Struct_dip1	Structure Description
GRD09-153	275.2	276.14	80										
GRD09-153	276.14	276.21					BRX						Minor BRX at contact. Convoluted foliation and blebs of qtz.
GRD09-153	276.76	276.761					CTC	SCH-MGR	60				LCTC, of MGR to SCH. UCTC is undulating
GRD09-153	276.761	277.42	80	210	80	32							
GRD09-153	277.42	282.75	85										
GRD09-153	282.75	283.9	70										
GRD09-153	283.9	286	85										
GRD09-153	286	286.001					CTC	SCH-MGR	60				UCTC
GRD09-153	286.001	286.87					DYK	MGR					FG to MG weakly foliated MGR with stringers.
GRD09-153	286.87	287.871					CTC	SCH-MGR	50				LCTC
GRD09-153	287.871	293.2	70										
GRD09-153	293.2	293.76	60										
GRD09-153	293.76	293.761					CTC	SCH-GRA	20				UCTC of SCH-GRA along braided bio? Very fine purple colour, stringers.
GRD09-153	293.761	294.601					CTC	SCH-GRA	20				LCTC along cal stringer
GRD09-153	294.601	295.66	60										
GRD09-153	295.66	296.05	85										
GRD09-153	296.05	296.051					CTC	SCH-MGR	80				UCTC
GRD09-153	296.051	296.34	80				DYK	MGR					Foliated MGR with minor DS sulphide stringers
GRD09-153	296.34	296.341					CTC	SCH-MGR	80				LCTC
GRD09-153	296.341	299.38	70										
GRD09-153	299.38	300.25	30										Increased qtz veining and chl, greener core
GRD09-153	300.25	303.56	85										
GRD09-153	303.56	303.76					BRX						Minor brecciated zone. Increased clay alteration. 5mm-1cm SCH clasts, clast supported in qtz and clay matrix
GRD09-153	303.76	304.8	80										
GRD09-153	304.8	305.14	60										
GRD09-153	305.14	305.4	40										
GRD09-153	305.4	305.86	50										
GRD09-153	305.86	306.26	60										
GRD09-153	306.26	306.5	90										
GRD09-153	306.93	307.85	80										foliation in MGR
GRD09-153	307.85	308.15	90										
GRD09-153	311.15	311.22					DYK	MGR					Minor MGR intrusion
GRD09-153	311.22	311.44	60										
GRD09-153	311.44	311.74	20										
GRD09-153	311.74	312.05	80										
GRD09-153	312.05	312.051					CTC	SCH-GRA	80				
GRD09-153	312.051	312.09	70					GRA					Foliated granite with stretched qtz porphyroblasts
GRD09-153	312.09	312.091					CTC	SCH-GRA	70				
GRD09-153	312.091	312.93	70										
GRD09-153	312.93	313.43						GRA					Foliated GRA mixed with minor bands of bio SCH.
GRD09-153	313.43	314.59	80										
GRD09-153	314.59	316.05	70										
GRD09-153	316.05	316.39	40										
GRD09-153	316.39	317.55	70										
GRD09-153	317.55	317.94					BRX						Crackle breccia in SCH. Gypsum and clay as fracture fill
GRD09-153	317.94	321.57	70										
GRD09-153	321.57	323.07	60										
GRD09-153	323.07	323.66	70										
GRD09-153	323.66	323.661					CTC	SCH-MGR					UCTC
GRD09-153	323.661	323.86					DYK	MGR					MG MGR with well developed fds grains
GRD09-153	323.86	323.861					CTC	SCH-MGR					LCTC
GRD09-153	323.861	325.17	70										
GRD09-153	326.4	326.95	60										
GRD09-153	327.57	328.02	50										
GRD09-153	328.02	328.17					BRX						Sub rounded SCH and qtz clasts in a clay and qtz matrix, clast supported. Pyr vein at upper contact of BRX, diss cpy in BRX
GRD09-153	328.17	332.17	70										
GRD09-153	332.17	332.22	70				DYK	PPF					PPF parallel to foliation
GRD09-153	332.22	335.47	50										varies from 50-60 TCA
GRD09-153	335.47	335.471					CTC	SCH-MGR	60				UCTC of MGR unit.
GRD09-153	339.2	339.64					FAU						Clay altered fault with ser and calcite on fracture surface. Fracture parallel TCA.
GRD09-153	342.2	342.201					CTC	SCH-MGR	60				UCTC of MGR to SCH zone, contact between FG MGR and CG clay altered MGR
GRD09-153	342.201	342.41					DYK	MGR					Clay altered MGR dyke
GRD09-153	342.41	342.411					CTC	SCH-MGR	60				

Hole_ID	Structure From	Structure To	foliation CA	Beta	foliation strike	foliation dip	Struct_type1	Struct_subtype1	Struct_CA1	Struct_Beta1	Struct_strike1	Struct_dip1	Structure Description
GRD09-153	342.411	343.67	60										
GRD09-153	343.67	344.29	80										
GRD09-153	344.29	346.24	70										
GRD09-153	346.24	346.92					DYK	SCH-MGR					Clay altered MGR, second part of dyke is MG-FG and more siliceous
GRD09-153	346.92	348.5	70										
GRD09-153	348.69	348.85	70										
GRD09-153	348.85	348.99	80				DYK	MGR					Foliated clay altered MGR. MG minor DS sulphide stringers.
GRD09-153	349.3	349.45					DYK	MGR	40				strong clay alteration at beginning of intrusion, 40 TCA. Looks like orientation of actual fault. MGR, mod clay alteration. Pitted, fds altered to clay, qtz remain.
GRD09-153	350.08	350.37					DYK	MGR					Foliated clay altered MGR. MG minor DS sulphide stringers.
GRD09-153	350.37	350.53	80										
GRD09-153	350.53	350.8					DYK	MGR					Silicified foliated MG MGR with increased sulphide stringers. Sulphide stringers with 5mm selvage.
GRD09-153	351.16	351.29	80				DYK	MGR					Foliated strongly silicified MGR with very minor sulphides
GRD09-153	351.46	351.461					CTC	SCH-FBX	40				
GRD09-153	352.57	353.27	80				FAU						bands of increased clay alteration, minor faulting.
GRD09-153	353.27	355.53	70										
GRD09-153	355.53	355.77					BRX						minor brx in bio SCH. Bio and qtz clasts, clast supported, clay matrix
GRD09-153	355.77	356.37	70										
GRD09-153	356.37	357.02	80										
GRD09-153	357.02	357.81	70										
GRD09-153	357.81	358.54	80										
GRD09-153	358.54	359.66	70										
GRD09-153	359.66	365.48	60										
GRD09-153	365.48	366.55	70										
GRD09-153	369.3	369.46	80										
GRD09-153	369.46	369.62					BRX	40					
GRD09-153	369.62	370.1	40										
GRD09-153	370.1	374.45	70										
GRD09-153	374.45	375.35	80										
GRD09-153	375.35	376.1	90										
GRD09-153	376.1	381	80										
GRD09-153	381	384.27	70										
GRD09-153	384.27	391.89	60										EOH

Hole_ID	Vein From	Vein To	Number of Veins	Cummulative Vein Thickness mm	Common Thickness mm	Vein Inf-Type_1	Dominent Inf-Mineralogy_1	Sulfide Mineralogy_1_1	Sulfide Mineralogy_1_2	Sulfide Mineralogy_1_3	Total Sulfde %_1	Vein CA_1	Inf-Beta_1	Inf-Strike_1	Inf-dip_1	Vein Inf-Type_2	Dominent Inf-Mineralogy_2	Sulfide Mineralogy_2_1	Sulfide Mineralogy_2_2	Sulfide Mineralogy_2_3	Total Sulfde %_2	Vein CA_2	Inf-Beta_2	Inf-Strike_2	Inf-dip_2	Vein Zone Description
GRD09-153	0	11.65	5	5	1	NS	lim	lim																		Very few lim veins, no preferred direction.
GRD09-153	11.65	15.57	15	1	15	NS	lim	lim																		
GRD09-153	15.57	18.44	50	50	1	SP	lim	lim				30				NS	lim	lim								SP veins range from 30-50, mostly 30.
GRD09-153	36.45	36.58	5	5		CE	hem	lim																		lim and hem infill
GRD09-153	36.58	36.7	10	10	1	NS	hem	lim																		lim and hem veinlets
GRD09-153	39.7	41.75	15	15	1	NS	lim				100					PL	lim	lim			100	5				One vein runs almost entire length of unit at 5 TCA.
GRD09-153	42.67	45	25	25	1	PL	lim	lim	hem		100	30				PL	lim				100	70				lower angle veins range from 20-40 TCA. One vein parallel to core axis from about 44.20-44.50m.
GRD09-153	45	45.72	15	30	2	DS	lim	qtz	hem		70															qtz veins with lim and hem selvage.
GRD09-153	47.84	48.67	15	15	1	NS	lim	lim	hem																	
GRD09-153	48.67	48.77	25	25	1	ST	lim	lim	sox	hem																
GRD09-153	68.3	68.315	1	15	15	PL	qtz	pyr			30															blebs of qtz and pyr exploiting a 1mm qtz and lim stringer.
GRD09-153	68.68	68.681	1	1	1	PL	qtz	pyr			20	40														minor pyr along qtz vein
GRD09-153	69.02	69.021	1	4	2	PL	qtz	pyr			40	40														
GRD09-153	69.28	69.45																								3cm qtz vein with bleb of pyr, about 5% of vein, 20 TCA. 4mm qtz vein 15 TCA with 20% pyr. 10 1mm sheeted bio veins at 70 TCA
GRD09-153	72.68	72.72	1	5	5	PL	qtz	pyr			45	20														
GRD09-153	95.38	95.385	1	5	5	PL	pyr	prt			70	50	260	33	49											
GRD09-153	95.72	95.723	1	3	3	PL	pyr				70	50	80	138	59											
GRD09-153	96.67	96.88	20	20	1	DS	sox	sox	pyr		100	40														0.5-2mm DS sox and pyr veins at LCTC of fault. Stopped zone at ori start. General trend of 40 TCA
GRD09-153	96.88	97.02	15	15	1	DS	sox	sox	pyr		100	40														Can't ori, too DS.
GRD09-153	97.02	97.45	15	7.5	0.5	DS	sox	sox	pyr		40	60														Can't ori, too DS.
GRD09-153	97.45	97.452	1	2	2	PL	sox	sox	pyr		60	20	280	20	81											
GRD09-153	97.452	98.2	20	1	20	SP	pyr	pyr			80	50				DS	pyr	pyr			80					Can't ori, too DS, even the SP veins. DS veins are low angle.
GRD09-153	98.2	98.25	1	3	3	PL	pyr	pyr			60	40	70	140	71											
GRD09-153	98.42	98.43	1	10	10	PL	pyr	pyr			75	80	80	105	43											
GRD09-153	98.6	98.96	5	7	1	DS	pyr	pyr			60	75														DS veins carried over from previous section. Too DS to measure.
GRD09-153	100.58	100.67	5	2	10	PL	asp	asp	pyr		65	50														asp and pyr vein associated with qtz. Noted asp bleb as part of mineralogy.
GRD09-153	101.09	101.14	5	12	10	PL	pyr	pyr			80	50				PL	pyr	pyr			80	50				vein one is a 10mm pyr vein, other veins are 1mm pyr stringers.
GRD09-153	104.04	104.4	5	5	1	DS	pyr	pyr			55															
GRD09-153	110.15	114.35	8	8	1	PL	pyr	pyr			80	20				PL	pyr	pyr			80	50				very few veins, both lower and higher angle veins are mixed with qtz
GRD09-153	114.45	114.451	1	1	1	PL	pyr	pyr			100	30	40	304	88											
GRD09-153	115.7	115.702	1	2	2	PL	pyr	pyr			80	20	10	280	71											
GRD09-153	117.22	117.222	1	2	2	PL	pyr	pyr			80	30	120	181	49											
GRD09-153	117.36	117.362	1	2	2	PL	pyr	pyr			75	20	250	358	62											
GRD09-153	118.6	118.8	3	6	2	SP	pyr	pyr			85	50														Undulating foliation, are parallel with each other but don't have a good measuring point.
GRD09-153	119.27	119.293	1	23	23	PL	pyr	pyr	asp		80	60	200	49	15											
GRD09-153	119.33	119.333	1	3	3	PL	pyr	pyr	asp		75	70	205	68	23											
GRD09-153	120.4	121.91	15	15	1	DS	lim				100					SP	lim	pyr			75	30				Vein two 4 SP vuggy lim veins with pyr blebs.
GRD09-153	121.91	121.93	1	20	20	PL	asp				95	60														Lovely asp vein cross cutting foliation.
GRD09-153	121.93	124.9	60	30	0.5	NS	lim				100															very NS fine veinlets. One 2mm vein parallel TCA fro about 1m.

Hole_ID	Vein From	Vein To	Number of Veins	Cummulative Vein Thickness mm	Common Thickness mm	Vein Inf-Type_1	Dominent Inf-Mineralogy_1	Sulfide Mineralogy_1_1	Sulfide Mineralogy_1_2	Sulfide Mineralogy_1_3	Total Sulfde %_1	Vein CA_1	Inf-Beta_1	Inf-Strike_1	Inf-dip_1	Vein Inf-Type_2	Dominent Inf-Mineralogy_2	Sulfide Mineralogy_2_1	Sulfide Mineralogy_2_2	Sulfide Mineralogy_2_3	Total Sulfde %_2	Vein CA_2	Inf-Beta_2	Inf-Strike_2	Inf-dip_2	Vein Zone Description
GRD09-153	127.52	128.02	10	5	0.5	PL	pyr				50	40														very fine PL veins with pyr
GRD09-153	133.8	136	9	4.5	0.5	PL	pyr	pyr			70															Very fine pyr veins vary from 40-60 TCA
GRD09-153	140	140.25	10	5	0.5	SP	pyr	pyr			70															DS SP veins in chl altered MYL
GRD09-153	140.25	141.73	5	2.5	0.5	DS	pyr	pyr			60															
GRD09-153	144.95	199.953	1	3	3	PL	pyr	pyr			60	90														
GRD09-153	147.1	147.3	3	1	3	DS	pyr	pyr			60															
GRD09-153	148.55	149.96	10	10	1	PL	pyr	pyr			75	30				PL	pyr	pyr			60	60				Low angle veins cut foliation and qtz intrusion. Higher angle veins more parallel to foliation. Very few veins.
GRD09-153	151.1	151.48	3	1.5	0.5	PL	pyr	pyr			80															Very minor stringers, range from 30-50 TCA
GRD09-153	151.55	151.555	1	5	5	PL	pyr	pyr	asp		60	40														
GRD09-153	151.555	153.3	10	15	1	BR	qtz	pyr			5	10														Vein one braided black qtz vein with minor blebs of pyr and qtz pieces. Vein two, higher angle 1mm PL pyr veins, 40-60 TCA
GRD09-153	153.85	155	10	10	1	PL	sox	pyr			65	30				PL	pyr	pyr			60	40				
GRD09-153	155	155.67	10	10	1	PL	pyr	pyr			75	30	50	132	89	DS	sox	pyr			60	50				
GRD09-153	155.67	157.43	15	15	1	DS	sox	pyr																		
GRD09-153	157.43	158.85	50	70	1	DS	chl	pyr			25	40														Dark veins with minor pyr
GRD09-153	158.85	159.95	25	15	0.5	NS	sox	pyr			60	20				NS	sox	pyr			60	40				
GRD09-153	160.97	161	1	30	30	PL	qtz	pyr			30	60	200	49	15											qtz vein in brecciated zone. Blebby pyr in vein.
GRD09-153	161	161.2	15	15	1	NS	pyr	pyr			100															
GRD09-153	161.3	161.4	10	10	1	NS	qtz	pyr			40															NS qtz and pyr stringers through intrusion and brecciated zone.
GRD09-153	166.93	167.4	15	7.5	0.5	PL	bio	pyr			40	20				PL	bio	pyr			20	40				
GRD09-153	167.4	168.6	10	10	1	SP	qtz	pyr			45	40	10	98	90	SP	qtz	pyr			45	20	10	280	71	
GRD09-153	168.6	170.39	15	15	1	NS	pyr	pyr			60															
GRD09-153	171.32	171.63	10	5	0.5	DS	qtz	pyr	pyr		30															
GRD09-153	172.32	173	5	7	1	DS	pyr	pyr			80															
GRD09-153	173	173.01	1	10	10	PL	qtz	pyr	cpy		30	50														
GRD09-153	177.5	179.05	25	12.5	0.5	PL	bio	pyr			10	40				PL	bio	pyr			10	30				30-40 TCA minor veins with very minor pyr. One 0.5 mm pyr vein at 175.92 at 40 TCA
GRD09-153	179.05	182.22	5	5	1	NS	pyr	pyr	sox		75															
GRD09-153	182.22	182.23	1	10	10	SP	pyr	pyr			70	50	350	88	50											
GRD09-153	182.23	182.8	15	7.5	0.5	PL	qtz	pyr			40	70	320	75	57	PL	qtz	pyr			30	20	100	174	68	
GRD09-153	182.94	182.942	1	2	2	PL	pyr	pyr			75	70	20	98	59											One sulphide vein with minor DS stringers with no visible sulphides from 182.88-183.14m
GRD09-153	185.05	186.08	30	15	0.5	SP	sul	pyr	asp		60	50	10	97	80	PL	sul				100	30	330	244	84	Vein one, sulphide stringers at 50 TCA, sheeted. Minor veins at 50 TCA with pyr and minor asp with pyr. Lower angle sul veins, can't see pyr. One ASP vein at 185.87, 1mm, 70 TCA, 340 beta
GRD09-153	186.14	186.15	2	4	2	PL	asp	cpy			100	70	350	86	60	PL	pyr	cpy	asp		100	70	350	86	60	
GRD09-153	186.15	187.62	15	15	1	PL	pyr	asp	cpy		80	60	10	95	70	PL	asp	pyr			100	40	330	67	86	Vein two almost all asp, 10% pyr.
GRD09-153	187.62	188.98	20	20	1	SP	pyr	pyr			60	50	320	65	74											very regular sheeted vein ste
GRD09-153	188.98	193.22	30	30	1	SP	sul	pyr			50	40	10	98	90	DS	sul	pyr			50					regular sheeted veins and DS sulphide veins. One or two steeper pyr veins, about 40 % pyr.
GRD09-153	193.22	194.23	5	5	1	NS	pyr	pyr																		
GRD09-153	194.23	195.59	35	35	1	SP	sul	pyr			60	30	340	253	82	PL	pyr	pyr			80	80	140	102	33	Beta varies slightly between 330 and 345. Most veins are at 340. Vein two 3mm pyr vein. Also a 1mm pyr vein, 80 TCA, beta 310, only steeper veins.

Hole_ID	Vein From	Vein To	Number of Veins	Cummulative Vein Thickness mm	Common Thickness mm	Vein Inf-Type_1	Dominent Inf-Mineralogy_1	Sulfide Mineralogy_1_1	Sulfide Mineralogy_1_2	Sulfide Mineralogy_1_3	Total Sulfde %_1	Vein CA_1	Inf-Beta_1	Inf-Strike_1	Inf-dip_1	Vein Inf-Type_2	Dominent Inf-Mineralogy_2	Sulfide Mineralogy_2_1	Sulfide Mineralogy_2_2	Sulfide Mineralogy_2_3	Total Sulfde %_2	Vein CA_2	Inf-Beta_2	Inf-Strike_2	Inf-dip_2	Vein Zone Description
GRD09-153	195.59	197.81	35	35	1	SP	pyr	pyr			70	40	340	75	88	SP	pyr	pyr			70	40	20	105	88	both veins sets are part of the same sheeted vein unit. Veins vary between 20-340 beta, 20 and 340 by far the two most common beta angles. One 4mm pyr vein at 197.21m, 40 TCA 60 beta.
GRD09-153	197.81	199.6	35	35	1	SP	sul	pyr			20	20	290	28	87											
GRD09-153	199.6	200.64	25	12.5	0.5	DS	sul																			
GRD09-153	200.64	201.45	25	12.5	0.5	DS	sul																			
GRD09-153	201.52	201.53	1	10	10	PL	pyr	pyr	cpy		80	70														Pyr vein in vuggy qtz. Trace cpy
GRD09-153	202.08	202.22	2	2	2	NS	pyr	pyr	cpy		50															very blebby sort of NS veins with trace cpy
GRD09-153	202.22	203.16	5	5	1	NS	pyr	pyr			60															
GRD09-153	203.61	203.9	4	12	3	PL	pyr	pyr	cpy		50	30	30	296	84											
GRD09-153	203.9	205.71	15	7.5	0.5	NS	pyr	pyr																		
GRD09-153	205.71	206.85	35	35	1	DS	pyr	pyr	sul		60	30	310	48	89											This is a approximate representation of the general trend of the veins. Hard to find a good one to measure.
GRD09-153	206.85	207.03	3	6	2	PL	pyr	pyr	cpy		70	20	290	28	87											Again, treat value with caution.
GRD09-153	207.03	207.88	50	25	0.5	SP	pyr	pyr	cpy	asp	70	20	300	215	88	DS	pyr	pyr	asp	cpy	70					SP and DS veins. Trace cpy and asp.
GRD09-153	207.88	208.11	20	10	0.5	SP	sul					30				NS	sul									Sheeted dark sulphide veins and minor NS sulphide stringers. No ori on sheeted vein as they are also discontinuous.
GRD09-153	208.11	208.12	1	10	10	PL	pyr	pyr	prt		80	90	0	90	40											
GRD09-153	208.12	209.24	20	10	0.5	NS	sul																			
GRD09-153	209.24	209.94	25	25	1	SP	sul	pyr			30	40	270	28	61	NS	sul									
GRD09-153	210.55	211.11	10	10	1	SP	qtz	pyr			20	30	310	48	89	NS	sul	pyr								
GRD09-153	211.11	213.93	10	10	1	NS	pyr	pyr			100															very minor pyr stringers sporadically through zone.
GRD09-153	214.44	214.56	4	4	1	PL	pyr	pyr			30	40														pyr veins in a brecciated zone.
GRD09-153	215.04	215.35	5	10	2	SP	sul	pyr			60	30				NS	pyr	pyr			80					low angle dark sulphide veins with minor pyr, also higher angle, 60-90 pyr stringers.
GRD09-153	216.12	216.92	30	15	0.5	DS	sul	pyr								PL	pyr	pyr			80	80				dark DS sulphide veins with trace pyr, also higher angle, often parallel to foliation pyr veins.
GRD09-153	216.92	217.85	60	20	0.5	DS	sul	pyr			40					NS	pyr	pyr			70					very DS veins with sul and minor pyr. Also veins with increased pyr, can't get any good ori measurements.
GRD09-153	217.85	220.41	25	13	0.5	NS	sul	pyr																		
GRD09-153	220.41	220.69	1	5	5	CE	sul	pyr																		fracture fill in brecciated zone
GRD09-153	220.69	221.57	11	22	2	SP	sul	pyr			60	30				NS	sul	pyr								
GRD09-153	222.16	223.38	15	15	1	SP	sul	pyr			60	30				NS	sul	pyr								
GRD09-153	223.38	225.61	35	25	0.5	SP	sul	pyr			70	30														
GRD09-153	225.61	225.69	1	80	80	PL	qtz	sul	pyr		20															Vuggy qtz vein with network of sulphide veins parallel to qtz vein, 30 TCA. Minor pyr.
GRD09-153	225.69	226.25	15	7.5	0.5	NS	sul	pyr			60															
GRD09-153	226.32	226.38	1	60	60	BR	qtz	sul			20	60														qtz vein, minor brecciation with dark black sulphide stringers, braided throughout vein
GRD09-153	226.92	226.929	1	9	9	PL	pyr	pyr			90	60														one massive pyr vein, cross cuts foliation.
GRD09-153	227.85	230.75	5	5	1	PL	qtz	pyr			40															very few pyr stringers in this zone, no preferred orientation.
GRD09-153	230.75	231.41	10	5	0.5	PL	qtz	pyr			40	50														
GRD09-153	231.7	231.85	20	20	1	PL	sul	pyr			70	90				NS	sul	pyr								zone of 90 TCA stringers with qtz sul and pyr. DS sulphide stringers.
GRD09-153	231.85	232.8	10	5	0.5	SP	qtz	sul	pyr		40	30														
GRD09-153	232.8	233.11	20	10	0.5	SP	pyr	pyr			80	60	240	40	35	NS	pyr	pyr			80					SP veins through clay zone. Also NS stringers.

Hole_ID	Vein From	Vein To	Number of Veins	Cummulative Vein Thickness mm	Common Thickness mm	Vein Inf-Type_1	Dominent Inf-Mineralogy_1	Sulfide Mineralogy_1_1	Sulfide Mineralogy_1_2	Sulfide Mineralogy_1_3	Total Sulfde %_1	Vein CA_1	Inf-Beta_1	Inf-Strike_1	Inf-dip_1	Vein Inf-Type_2	Dominent Inf-Mineralogy_2	Sulfide Mineralogy_2_1	Sulfide Mineralogy_2_2	Sulfide Mineralogy_2_3	Total Sulfde %_2	Vein CA_2	Inf-Beta_2	Inf-Strike_2	Inf-dip_2	Vein Zone Description
GRD09-153	233.11	234.1	1	10	10	CE	sul	pyr																		
GRD09-153	234.1	234.2	2	4	2	PL	pyr	pyr			100	30														
GRD09-153	234.2	234.42	2	4	2	PL	pyr	pyr	asp	cpy	80	90				PL	qtz	pyr			40	30				low angle vein cross cuts high angle pyr asp and cpy vein
GRD09-153	234.42	235	1	15	15	CE	sul	pyr																		
GRD09-153	235	235.002	1	2	2	PL	cal	pyr																		vein with cal, sphal and pyr
GRD09-153	235.002	235.78	1	20	20	CE	sul	pyr	cpy																	trace cpy
GRD09-153	235.78	238.1	25	25	1	PL	sul	pyr			40	30				NS	sul	pyr			40					
GRD09-153	239.26	239.262	1	2	2	PL	pyr				50	40														
GRD09-153	240.74	241.56	20	20	1	FF																				fracture fill in crackle breccia
GRD09-153	241.56	245.07	10	5	0.5	NS	sul	pyr																		
GRD09-153	245.07	246.43	5	2.5	0.5	NS	pyr	pyr																		
GRD09-153	247.15	247.45	1	1	1	NS	sul	pyr																		
GRD09-153	248.39	248.394	1	4	4	PL	cla	sul			10	40														
GRD09-153	250.85	251.05	4	2	0.5	PL	sul	pyr			60	70				PL	qtz	sul	pyr		40	60				
GRD09-153	251.15	251.152	1	2	1	PL	pyr	pyr			70	40														Pyr vein in brx zone
GRD09-153	251.23	251.86	20	10	0.5	PL	sul	pyr			75	40				NS	sul	pyr			75					fine ds sulphide stringers, weak orientation of 40 TCA
GRD09-153	251.86	253.14	60	20	0.2	NS	sul	pyr			80															Minor PL veins, most are NS sul veins.
GRD09-153	253.14	253.24	10	7	2	PL	sul	pyr			60	30				DS	sul				80					
GRD09-153	253.24	253.242	1	2	1	PL	pyr	pyr	asp		80	70														Only vein with visible asp in MGR unit.
GRD09-153	253.242	253.61	15	15	1	PL	sul	pyr			65	40				DS	sul				75					
GRD09-153	253.61	253.93	15	7.5	0.5	DS	sul	pyr																		
GRD09-153	258.03	258.55	15	7.5	0.5	DS	sul	pyr																		
GRD09-153	260.71	261.73	20	20	1	PL	sul	pyr			70	30				PL		sul	pyr		70	80				Low and high angle stringers, minor DS stringers.
GRD09-153	265.25	265.45	6	6	1	SP	sul	pyr			80	40				NS		sul	pyr		80					
GRD09-153	266.331	267.33	20	20	1	SP	qtz	sul	pyr		40	30				PL		sul	pyr		80	70				Minor DS sulphide stringers
GRD09-153	267.75	267.84	5	2.5	0.5	DS	sul	sul																		
GRD09-153	267.89	268.08	10	5	0.5	NS	sul	sul	pyr							PL	sul	sul	pyr		70	60				Vein two 3 veins
GRD09-153	268.24	269.05	20	20	1	DS	sul	sul	pyr		80	40				DS	sul	sul	pyr		80	70				two groups of DS veins, one at 40, one at 70
GRD09-153	274.2	274.37	4	28	10	PL	pyr	pyr	cpy		75	40														4 pyr veins in qtz with trace cpy. Concentrated after fault in one zone.
GRD09-153	276.21	276.76	15	15	1	SP	qtz	sul	pyr		40	40	290	40	71	DS	sul	pyr			40					SP veins continue into SCH. Mostly DS but some of the SP you can sort of get a measurement off of. Treat ori measurement with caution.
GRD09-153	282.68	282.69	1	10	10	PL	pyr	pyr			80	80														
GRD09-153	287	287.001	1	1	1	PL	pyr	pyr			75	50														
GRD09-153	287.32	287.35	10	1	10	PL	pyr	pyr			75	80				PL	sul	pyr			60	40				two veins sets over very short interval, atypical of unit.
GRD09-153	289.56	293.76	60	20	0.25	NS	sul	pyr			20															very little sulphides in NS DS stringers.
GRD09-153	293.76	294.6	40	20	0.5	SP	sul	pyr			80	40				NS	sul	pyr								Minor NS stringers
GRD09-153	296.05	296.34	5	2	0.5	NS	sul																			
GRD09-153	297.4	297.7	1	7	7	PL	qtz	pyr	cpy		40	20														qtz vein with pyr and trace cpy. Elevated mag values.
GRD09-153	303.77	303.772	1	2	2	PL	pyr	pyr	asp		60	60				PL	asp	pyr			60	90				2mm pyr vein with minor asp. Asp vein with minor pyr at 90 TCA.
GRD09-153	303.92	304.2	5	2.5	0.5	DS	sul	pyr			30	10														DS sul and minor pyr veins in bleached zone
GRD09-153	306.24	306.93	7	7	1	NS	pyr	pyr	sul																	NS pyr veins with fine dark sulphides. Some are in bands following foliation, one, cross cuts foliation at 60 TCA, 3 cut at 50 TCA
GRD09-153	306.93	307.85	30	30	1	SP	pyr	pyr	sul	cpy	80	40				SP	pyr	pyr	sul	cpy	80	30				two vein sets one at 30 one at 40 cross cutting each other…conjugate veins?
GRD09-153	307.85	308.15	5	5	1	NS	pyr	pyr			70															
GRD09-153	308.5	308.88	10	10	1	PL	pyr	pyr			70	40														

Hole_ID	Vein From	Vein To	Number of Veins	Cummulative Vein Thickness mm	Common Thickness mm	Vein Inf-Type_1	Dominent Inf-Mineralogy_1	Sulfide Mineralogy_1_1	Sulfide Mineralogy_1_2	Sulfide Mineralogy_1_3	Total Sulfde %_1	Vein CA_1	Inf-Beta_1	Inf-Strike_1	Inf-dip_1	Vein Inf-Type_2	Dominent Inf-Mineralogy_2	Sulfide Mineralogy_2_1	Sulfide Mineralogy_2_2	Sulfide Mineralogy_2_3	Total Sulfde %_2	Vein CA_2	Inf-Beta_2	Inf-Strike_2	Inf-dip_2	Vein Zone Description
GRD09-153	308.33	308.52	5	10	5	NS	qtz	pyr	cpy																	NS qtz veins with brassy pyr, shiny pyr and trace cpy.
GRD09-153	314.59	316.05	4	4	1	NS	pyr	pyr			80															
GRD09-153	316.39	317.55	40	20	0.5	DS	sul	sul	pyr		100	20				DS	sul	sul	pyr		100	40				Two sets of DS veins, both with trace pyr.
GRD09-153	317.55	317.94	1	5	5	CE	sul	sul	pyr																	Sul as fracture fill with minor pyr in brx zone.
GRD09-153	317.94	320.04	60	30	0.5	SP	sul	sul	pyr		70	50				DS	sul	sul	pyr		100					Both SP veins are also DS, widely spaces vein set, about 1mm wide. Fine DS stringers make up rest of veins.
GRD09-153	320.04	323.09	60	30	1	SP	pyr	pyr	sul		80	30				DS	sul	sul	pyr		100					
GRD09-153	323.07	325.17	40	20	0.5	SP	sul	sul	pyr		60	40				DS	sul	sul	pyr		100					
GRD09-153	325.17	325.4	15	7.5	0.5	DS	sul	sul	pyr		100	30														DS veins are generally at 30 TCA
GRD09-153	325.4	326.14	10	10	1	SP	pyr	pyr	sul		100	50				DS	pyr	pyr	sul		100					very regular 1-2mm pyr veins. Some are DS but still at about 50 TCA. Minor DS veins
GRD09-153	326.57	326.7	20	10	0.5	PL	pyr	pyr			100	50				DS	pyr	pyr			100					very closely spaced veins
GRD09-153	326.7	327.14	12	6	0.5	DS	sul	sul																		
GRD09-153	327.14	327.57	20	20	1	PL	pyr	pyr	sul		80	40				SP	sul	sul	pyr		80	70				
GRD09-153	327.57	328.02	30	15	0.5	DS	pyx	pyx																		
GRD09-153	328.02	328.03	1	10	10	PL	pyr	pyr	cpy		80	40														
GRD09-153	328.03	328.17	1	5	5	CE	cpy	pyr																		diss cpy and pyr veins as infill in brx
GRD09-153	328.17	328.8	10	5	0.5	NS	sul	sul	pyr		90															
GRD09-153	332.14	335.47	30	30	1	PL	pyr	pyr	sul		80	30				PL	pyr	pyr	sul		80	10				also have DS sulphide veins across zone.
GRD09-153	335.47	337.8	35	20	0.5	PL	sul	sul	pyr		70					NS	sul	sul	pyr							PL veins range from 30 to 70 TCA. NS veins are DS and also blebby.
GRD09-153	339.64	341.6	15	7.5	0.5	NS	sul	sul	pyr		65															
GRD09-153	341.6	342.2	20	10	0.5	PL	sul	sul			75	30				NS	sul	sul	pyr							
GRD09-153	342.2	342.9	10	0.5	5	NS	sul	sul	pyr		75															
GRD09-153	345.13	345.56	15	7	0.5	DS	pyr	pyr			80					PL	pyr	pyr			75	30				Vein two is one 2mm pyr vein with two DS veins parallel to it, all at 30 TCA. Almost a mini SP.
GRD09-153	346.24	348.5	30	15	0.5	DS	pyr	pyr	sul							PL	pyr	pyr			75	20				Most of the DS veins are in the MGR.
GRD09-153	348.85	348.99	5	2.5	0.5	DS	sul	sul				20														
GRD09-153	350.52	350.74	15	15	1	DS	pyr	pyr	sul		60	80				DS	pyr	pyr	sul		60	40				two main directions of DS veins
GRD09-153	350.74	350.83	5	10	2	PL	pyr	pyr	sul	cpy	90	80														2mm PL pyr veins with minor cpy. 5mm selvage on all veins, makes zone very siliceous
GRD09-153	352.57	353.57	10	20	2	NS	pyr	pyr	sul		80					DS	sul	sul								generally 2mm veins with pyr and sul. No prefered direction. Corresponds to faulted area.
GRD09-153	353.57	355.53	40	20	0.5	NS	sul	sul	pyr							DS	sul	sul								NS and DS veins across enitre zone. One or two veins PL about 1mm, mainly pyr.
GRD09-153	356.06	356.062	1	2	2	DS	pyr	pyr			50	80														DS vein parallel to foliation
GRD09-153	356.17	356.172	1	3	3	PL	pyx	pyx			80	80														
GRD09-153	356.38	356.382	1	4	4	PL	pyr	pyr	cpy		90	70														
GRD09-153	356.56	356.565	1	5	5	PL	qtz	pyr	cpy		1	70														
GRD09-153	357.81	358.84	12	6	0.5	SP	pyr	pyr	sul																	
GRD09-153	358.84	361.02	30	15	0.5	PL	pyr	pyr			70	40				PL	pyr	pyr			80	60				Also DS stringers
GRD09-153	361.02	365.48	80	40	0.5	DS	pyr	pyr			75	30														
GRD09-153	365.48	366.55	15	15	1	DS	sul	sul	pyr		65															
GRD09-153	368.3	370.1	1	60	60	CE	sul	sul	pyr	asp																
GRD09-153	370.1	371.86	40	25	0.5	NS	pyr	pyr	sul							DS	qtz	sul	pyr		40	40				DS veins with faint orientation. NS veins have more pyr.
GRD09-153	371.86	378.32	100	50	0.5	PL	pyr	pyr	cpy	asp	75	90				NS	pyr	pyr	cpy							High angle, parallel to foliation, most of the time qtz veins with pyr, minor cpy. NS cross cut foliation, also have pyr and minor cpy. DS veins also present.

Hole_ID	Vein From	Vein To	Number of Veins	Cummulative Vein Thickness mm	Common Thickness mm	Vein Inf-Type_1	Dominent Inf-Mineralogy_1	Sulfide Mineralogy_1_1	Sulfide Mineralogy_1_2	Sulfide Mineralogy_1_3	Total Sulfde %_1	Vein CA_1	Inf-Beta_1	Inf-Strike_1	Inf-dip_1	Vein Inf-Type_2	Dominent Inf-Mineralogy_2	Sulfide Mineralogy_2_1	Sulfide Mineralogy_2_2	Sulfide Mineralogy_2_3	Total Sulfde %_2	Vein CA_2	Inf-Beta_2	Inf-Strike_2	Inf-dip_2	Vein Zone Description
GRD09-153	378.48	378.484	1	4	4	PL	qtz	pyr	asp	sph						PL	pyr	pyr								qtz vein with pyr, asp and sph. Cross cuts 3 high angle 1mm pyr veins
GRD09-153	378.484	382.72	70	35	0.5	SP	pyr	pyr			80	80				SP	pyr	pyr	sul		60	30				
GRD09-153	385	385.005	1	5	5	PL	qtz	pyr			40	40														
GRD09-153	385.11	385.113	1	3	3	PL	pyr	pyr	asp		90	50														
GRD09-153	385.113	385.87	1	5	5	CE	pyr	pyr	sul																	
GRD09-153	385.87	387.1	30	15	0.5	PL	pyr	pyr	sul		75	30				NS	sul	sul	pyr		60					
GRD09-153	387.1	388.1	20	10	0.5	SP	qtz	pyr			40	60				NS	sul	sul	pyr		75					
GRD09-153	388.1	388.105	1	5	5	PL	qtz	pyr			20	60														
GRD09-153	388.18	388.184	1	4	4	PL	pyr	pyr	asp		80	20														
GRD09-153	391.5	391.505	1	5	5	PL	qtz	cpy	pyr	sph	10	70														EOH

Appendix 2: Batch Sheets

No	Batch_No	Hole_ID	Interval From (m)	Interval To (m)	Length (m)	Sample Number	Orig_SampleID	QC_category
30	9NFR023	GRD09-129	0.00	1.92	1.92	8R231415		ORG
31	9NFR023	GRD09-129	1.92	4.00	2.08	8R231416		ORG
32	9NFR023	GRD09-129	4.00	6.00	2.00	8R231417		OCD
33	9NFR023	GRD09-129	4.00	6.00	2.00	8R231418	8R231417	DUC
34	9NFR023	GRD09-129	6.00	7.06	1.06	8R231419		ORG
35	9NFR023	GRD09-129	7.06	8.66	1.60	8R231420		ORG

No	Batch_No	Hole_ID	Interval From (m)	Interval To (m)	Length (m)	Sample Number	Orig_SampleID	QC_category
1	9NFR027	GRD09-129	8.66	10.00	1.34	8R231421		ORG
2	9NFR027	GRD09-129	10.00	12.00	2.00	8R231422		ORG
3	9NFR027	GRD09-129	12.00	14.00	2.00	8R231423		ORG
4	9NFR027	GRD09-129	14.00	16.00	2.00	8R231424		ORG
5	9NFR027	GRD09-129	16.00	18.00	2.00	8R231425		OPD
6	9NFR027	GRD09-129	16.00	18.00	2.00	8R231426	8R231425	DUP
7	9NFR027	GRD09-129	18.00	20.00	2.00	8R231427		ORG
8	9NFR027	GRD09-129	20.00	22.00	2.00	8R231428		ORG
9	9NFR027	GRD09-129	22.00	24.00	2.00	8R231429		ORG
10	9NFR027	GRD09-129	24.00	25.68	1.68	8R231430		ORG
11	9NFR027	GRD09-129	25.68	27.00	1.32	8R231431		ORG
12	9NFR027	GRD09-129	27.00	28.56	1.56	8R231432		ORG
13	9NFR027	GRD09-129				8R231433		BLK
14	9NFR027	GRD09-129	28.56	30.00	1.44	8R231434		ORG
15	9NFR027	GRD09-129	30.00	32.00	2.00	8R231435		ORG
16	9NFR027	GRD09-129	32.00	34.00	2.00	8R231436		ORG
17	9NFR027	GRD09-129				8R231437	74	STD
18	9NFR027	GRD09-129	34.00	36.00	2.00	8R231438		ORG
19	9NFR027	GRD09-129	36.00	38.00	2.00	8R231439		ORG
20	9NFR027	GRD09-129	38.00	39.47	1.47	8R231440		ORG
21	9NFR027	GRD09-129	39.47	40.34	0.87	8R231441		ORG
22	9NFR027	GRD09-129	40.34	41.50	1.16	8R231442		ORG
23	9NFR027	GRD09-129	41.50	42.50	1.00	8R231443		ORG
24	9NFR027	GRD09-129	42.50	43.97	1.47	8R231444		ORG
25	9NFR027	GRD09-129	43.97	44.60	0.63	8R231445		ORG
26	9NFR027	GRD09-129	44.60	45.75	1.15	8R231446		ORG
27	9NFR027	GRD09-129	45.75	46.15	0.40	8R231447		ORG
28	9NFR027	GRD09-129	46.15	48.15	2.00	8R231448		OFD
29	9NFR027	GRD09-129	46.15	48.15	2.00	8R231449	8R231448	DUF
30	9NFR027	GRD09-129	48.15	49.36	1.21	8R231450		ORG
31	9NFR027	GRD09-129	49.36	50.35	0.99	8R231451		ORG
32	9NFR027	GRD09-129	50.35	50.75	0.40	8R231452		ORG
33	9NFR027	GRD09-129	50.75	51.82	1.07	8R231453		ORG
34	9NFR027	GRD09-129	51.82	52.63	0.81	8R231454		ORG
35	9NFR027	GRD09-129	52.63	53.07	0.44	8R231455		ORG

No	Batch_No	Hole_ID	Interval From (m)	Interval To (m)	Length (m)	Sample Number	Orig_SampleID	QC_category
1	9NFR028	GRD09-129	53.07	54.50	1.43	8R231456		ORG
2	9NFR028	GRD09-129	54.50	55.47	0.97	8R231457		ORG
3	9NFR028	GRD09-129	55.47	57.00	1.53	8R231458		ORG
4	9NFR028	GRD09-129	57.00	59.00	2.00	8R231459		ORG
5	9NFR028	GRD09-129	59.00	60.71	1.71	8R231460		ORG
6	9NFR028	GRD09-129				8R231461		BLK
7	9NFR028	GRD09-129	60.71	62.00	1.29	8R231462		ORG
8	9NFR028	GRD09-129	62.00	63.50	1.50	8R231463		ORG
9	9NFR028	GRD09-129	63.50	64.82	1.32	8R231464		ORG
10	9NFR028	GRD09-129	64.82	66.85	2.03	8R231465		OPD
11	9NFR028	GRD09-129	64.82	66.85	2.03	8R231466	8R231465	DUP
12	9NFR028	GRD09-129	66.85	68.00	1.15	8R231467		ORG
13	9NFR028	GRD09-129	68.00	70.00	2.00	8R231468		ORG
14	9NFR028	GRD09-129	70.00	71.50	1.50	8R231469		ORG
15	9NFR028	GRD09-129	71.50	72.82	1.32	8R231470		ORG
16	9NFR028	GRD09-129	72.82	74.00	1.18	8R231471		ORG
17	9NFR028	GRD09-129	74.00	75.72	1.72	8R231472		ORG
18	9NFR028	GRD09-129	75.72	77.00	1.28	8R231473		ORG
19	9NFR028	GRD09-129	77.00	78.43	1.43	8R231474		ORG
20	9NFR028	GRD09-129	78.43	79.73	1.30	8R231475		ORG
21	9NFR028	GRD09-129	79.73	81.00	1.27	8R231476		ORG
22	9NFR028	GRD09-129	81.00	82.33	1.33	8R231477		ORG
23	9NFR028	GRD09-129	82.33	83.49	1.16	8R231478		OCD
24	9NFR028	GRD09-129	82.33	83.49	1.16	8R231479	8R231478	DUC
25	9NFR028	GRD09-129				8R231480		BLK
26	9NFR028	GRD09-129	83.49	85.00	1.51	8R231481		ORG
27	9NFR028	GRD09-129	85.00	86.01	1.01	8R231482		ORG
28	9NFR028	GRD09-129	86.01	87.50	1.49	8R231483		ORG
29	9NFR028	GRD09-129	87.50	89.00	1.50	8R231484		ORG
30	9NFR028	GRD09-129	89.00	90.74	1.74	8R231485		ORG
31	9NFR028	GRD09-129	90.74	91.35	0.61	8R231486		ORG
32	9NFR028	GRD09-129	91.35	93.00	1.65	8R231487		ORG
33	9NFR028	GRD09-129	93.00	95.00	2.00	8R231488		ORG
34	9NFR028	GRD09-129				8R231489	13	STD
35	9NFR028	GRD09-129	95.00	96.95	1.95	8R231490		ORG

No	Batch_No	Hole_ID	Interval From (m)	Interval To (m)	Length (m)	Sample Number	Orig_SampleID	QC_category
1	9NFR030	GRD09-129	96.95	98.57	1.62	8R231491		ORG
2	9NFR030	GRD09-129	98.57	100.00	1.43	8R231492		ORG
3	9NFR030	GRD09-129	100.00	101.31	1.31	8R231493		ORG
4	9NFR030	GRD09-129	101.31	103.04	1.73	8R231494		ORG
5	9NFR030	GRD09-129	103.04	105.00	1.96	8R231495		ORG
6	9NFR030	GRD09-129				8R231496		BLK
7	9NFR030	GRD09-129	105.00	107.00	2.00	8R231497		ORG
8	9NFR030	GRD09-129	107.00	108.71	1.71	8R231498		ORG
9	9NFR030	GRD09-129	108.71	110.62	1.91	8R231499		ORG
10	9NFR030	GRD09-129	110.62	112.00	1.38	8R231500		ORG
11	9NFR030	GRD09-129	112.00	114.00	2.00	8R232601		ORG
12	9NFR030	GRD09-129	114.00	116.00	2.00	8R232602		ORG
13	9NFR030	GRD09-129	116.00	118.23	2.23	8R232603		OFD
14	9NFR030	GRD09-129	118.23	119.50	1.27	8R232604		ORG
15	9NFR030	GRD09-129	119.50	120.66	1.16	8R232605		ORG
16	9NFR030	GRD09-129	116.00	118.23	2.23	8R232606	8R232603	DUF
17	9NFR030	GRD09-129	120.66	122.00	1.34	8R232607		ORG
18	9NFR030	GRD09-129	122.00	123.11	1.11	8R232608		ORG
19	9NFR030	GRD09-129	123.11	123.82	0.71	8R232609		ORG
20	9NFR030	GRD09-129	123.82	124.31	0.49	8R232610		ORG
21	9NFR030	GRD09-129	124.31	125.50	1.19	8R232611		ORG
22	9NFR030	GRD09-129	125.50	126.60	1.10	8R232612		ORG
23	9NFR030	GRD09-129	126.60	126.91	0.31	8R232613		ORG
24	9NFR030	GRD09-129	126.91	127.21	0.30	8R232614		ORG
25	9NFR030	GRD09-129	127.21	127.96	0.75	8R232615		ORG
26	9NFR030	GRD09-129	127.96	129.10	1.14	8R232616		ORG
27	9NFR030	GRD09-129				8R232617	5E	STD
28	9NFR030	GRD09-129	129.10	130.08	0.98	8R232618		ORG
29	9NFR030	GRD09-129	130.08	131.18	1.10	8R232619		ORG
30	9NFR030	GRD09-129	131.18	132.50	1.32	8R232620		ORG
31	9NFR030	GRD09-129	132.50	134.01	1.51	8R232621		ORG
32	9NFR030	GRD09-129	134.01	135.39	1.38	8R232622		ORG
33	9NFR030	GRD09-129	135.39	137.00	1.61	8R232623		ORG
34	9NFR030	GRD09-129	137.00	139.00	2.00	8R232624		OPD
35	9NFR030	GRD09-129	137.00	139.00	2.00	8R232625	8R232624	DUP

No	Batch_No	Hole_ID	Interval From (m)	Interval To (m)	Length (m)	Sample Number	Orig_SampleID	QC_category
1	9NFR033	GRD09-129	139.00	140.29	1.29	8R232626		ORG
2	9NFR033	GRD09-129	140.29	141.61	1.32	8R232627		ORG
3	9NFR033	GRD09-129	141.61	142.77	1.16	8R232628		ORG
4	9NFR033	GRD09-129				8R232629	20A	STD
5	9NFR033	GRD09-129	142.77	144.76	1.99	8R232630		ORG
6	9NFR033	GRD09-129	144.76	146.54	1.78	8R232631		ORG
7	9NFR033	GRD09-129	146.54	148.00	1.46	8R232632		ORG
8	9NFR033	GRD09-129	148.00	149.50	1.50	8R232633		ORG
9	9NFR033	GRD09-129	149.50	150.64	1.14	8R232634		ORG
10	9NFR033	GRD09-129	150.64	151.32	0.68	8R232635		ORG
11	9NFR033	GRD09-129	151.32	151.92	0.60	8R232636		ORG
12	9NFR033	GRD09-129	151.92	153.00	1.08	8R232637		ORG
13	9NFR033	GRD09-129	153.00	155.00	2.00	8R232638		ORG
14	9NFR033	GRD09-129	155.00	156.46	1.46	8R232639		ORG
15	9NFR033	GRD09-129	156.46	157.36	0.90	8R232640		ORG
16	9NFR033	GRD09-129	157.36	158.60	1.24	8R232641		ORG
17	9NFR033	GRD09-129	158.60	160.59	1.99	8R232642		OCD
18	9NFR033	GRD09-129	158.60	160.59	1.99	8R232643	8R232642	DUC
19	9NFR033	GRD09-129				8R232644		BLK
20	9NFR033	GRD09-129	160.59	161.59	1.00	8R232645		ORG
21	9NFR033	GRD09-129	161.59	161.98	0.39	8R232646		ORG
22	9NFR033	GRD09-129	161.98	162.51	0.53	8R232647		ORG
23	9NFR033	GRD09-129	162.51	163.50	0.99	8R232648		ORG
24	9NFR033	GRD09-129	163.50	164.87	1.37	8R232649		OPD
25	9NFR033	GRD09-129	163.50	164.87	1.37	8R232650	8R232649	DUP
26	9NFR033	GRD09-129				8R232651		BLK
27	9NFR033	GRD09-129	164.87	166.68	1.81	8R232652		ORG
28	9NFR033	GRD09-129	166.68	167.17	0.49	8R232653		ORG
29	9NFR033	GRD09-129	167.17	167.93	0.76	8R232654		ORG
30	9NFR033	GRD09-129	167.93	168.87	0.94	8R232655		ORG
31	9NFR033	GRD09-129	168.87	170.15	1.28	8R232656		ORG
32	9NFR033	GRD09-129	170.15	170.84	0.69	8R232657		ORG
33	9NFR033	GRD09-129	170.84	171.87	1.03	8R232658		ORG
34	9NFR033	GRD09-129	171.87	172.61	0.74	8R232659		ORG
35	9NFR033	GRD09-129	172.61	173.19	0.58	8R232660		ORG

No	Batch_No	Hole_ID	Interval From (m)	Interval To (m)	Length (m)	Sample Number	Orig_SampleID	QC_category
4	9NFR036	GRD09-130	0.00	4.60	4.60	X45001		ORG
5	9NFR036	GRD09-130	4.60	5.70	1.10	X45002		ORG
6	9NFR036	GRD09-130	5.70	6.60	0.90	X45003		ORG
7	9NFR036	GRD09-130	6.60	8.60	2.00	X45004		ORG
8	9NFR036	GRD09-130	8.60	10.60	2.00	X45005		ORG
9	9NFR036	GRD09-130	10.60	12.60	2.00	X45006		ORG
10	9NFR036	GRD09-130	12.60	14.50	1.90	X45007		ORG
11	9NFR036	GRD09-130	14.50	15.60	1.10	X45008		ORG
12	9NFR036	GRD09-130	15.60	17.60	2.00	X45009		ORG
13	9NFR036	GRD09-130	17.60	19.60	2.00	X45010		ORG
14	9NFR036	GRD09-130	19.60	21.50	1.90	X45011		ORG
15	9NFR036	GRD09-130	21.50	22.80	1.30	X45012		ORG
16	9NFR036	GRD09-130	22.80	24.40	1.60	X45013		ORG
17	9NFR036	GRD09-130	24.40	25.50	1.10	X45014		ORG
18	9NFR036	GRD09-130	25.50	26.10	0.60	X45015		OCD
19	9NFR036	GRD09-130	25.50	26.10	0.60	X45016	X45015	DUC
20	9NFR036	GRD09-130	26.10	28.00	1.90	X45017		ORG
21	9NFR036	GRD09-130	28.00	30.00	2.00	X45018		ORG
22	9NFR036	GRD09-130	30.00	32.00	2.00	X45019		OPD
23	9NFR036	GRD09-130	30.00	32.00	2.00	X45020	X45019	DUP
24	9NFR036	GRD09-130	32.00	34.00	2.00	X45021		ORG
25	9NFR036	GRD09-130	34.00	35.00	1.00	X45022		ORG
26	9NFR036	GRD09-130	35.00	36.50	1.50	X45023		ORG
27	9NFR036	GRD09-130	36.50	37.70	1.20	X45024		ORG
28	9NFR036	GRD09-130	37.70	38.90	1.20	X45025		ORG
29	9NFR036	GRD09-130	38.90	40.60	1.70	X45026		ORG
30	9NFR036	GRD09-130				X45027	74	STD
31	9NFR036	GRD09-130	40.60	41.60	1.00	X45028		ORG
32	9NFR036	GRD09-130	41.60	43.00	1.40	X45029		ORG
33	9NFR036	GRD09-130				X45030		BLK
34	9NFR036	GRD09-130	43.00	45.00	2.00	X45031		ORG
35	9NFR036	GRD09-130	45.00	46.50	1.50	X45032		ORG

No	Batch_No	Hole_ID	Interval From (m)	Interval To (m)	Length (m)	Sample Number	Orig_SampleID	QC_category
1	9NFR037	GRD09-129	173.19	174.25	1.06	8R232661		ORG
2	9NFR037	GRD09-129	174.25	175.95	1.70	8R232662		ORG
3	9NFR037	GRD09-129	175.95	177.03	1.08	8R232663		ORG
4	9NFR037	GRD09-129				8R232664		BLK
5	9NFR037	GRD09-129	177.03	177.94	0.91	8R232665		ORG
6	9NFR037	GRD09-129	177.94	178.31	0.37	8R232666		ORG
7	9NFR037	GRD09-129	178.31	179.53	1.22	8R232667		ORG
8	9NFR037	GRD09-129	179.53	180.70	1.17	8R232668		ORG
9	9NFR037	GRD09-129	180.70	181.23	0.53	8R232669		ORG
10	9NFR037	GRD09-129	181.23	182.56	1.33	8R232670		ORG
11	9NFR037	GRD09-129	182.56	184.31	1.75	8R232671		ORG
12	9NFR037	GRD09-129	184.31	185.14	0.83	8R232672		ORG
13	9NFR037	GRD09-129	185.14	185.63	0.49	8R232673		ORG
14	9NFR037	GRD09-129	185.63	187.82	2.19	8R232674		ORG
15	9NFR037	GRD09-129	187.82	189.07	1.25	8R232675		ORG
16	9NFR037	GRD09-129	189.07	190.57	1.50	8R232676		ORG
17	9NFR037	GRD09-129	190.57	192.00	1.43	8R232677		ORG
18	9NFR037	GRD09-129	192.00	194.13	2.13	8R232678		OPD
19	9NFR037	GRD09-129	194.13	196.17	2.04	8R232679		ORG
20	9NFR037	GRD09-129	196.17	197.73	1.56	8R232680		ORG
21	9NFR037	GRD09-129				8R232681	19	STD
22	9NFR037	GRD09-129	197.73	199.64	1.91	8R232682		ORG
23	9NFR037	GRD09-129	192.00	194.13	2.13	8R232683	8R232678	DUP
24	9NFR037	GRD09-129	199.64	201.17	1.53	8R232684		ORG
25	9NFR037	GRD09-129	201.17	202.63	1.46	8R232685		ORG
26	9NFR037	GRD09-129	202.63	204.77	2.14	8R232686		ORG
27	9NFR037	GRD09-129	204.77	206.67	1.90	8R232687		OFD
28	9NFR037	GRD09-129	206.67	208.42	1.75	8R232688		ORG
29	9NFR037	GRD09-129	208.42	210.32	1.90	8R232689		ORG
30	9NFR037	GRD09-129	210.32	211.26	0.94	8R232690		ORG
31	9NFR037	GRD09-129	211.26	213.18	1.92	8R232691		ORG
32	9NFR037	GRD09-129	213.18	214.96	1.78	8R232692		ORG
33	9NFR037	GRD09-129	214.96	216.41	1.45	8R232693		ORG
34	9NFR037	GRD09-129	216.41	217.92	1.51	8R232694		ORG
35	9NFR037	GRD09-129	204.77	206.67	1.90	8R232695	8R232687	DUF

No	Batch_No	Hole_ID	Interval From (m)	Interval To (m)	Length (m)	Sample Number	Orig_SampleID	QC_category
1	9NFR039	GRD09-129	217.92	219.46	1.54	8R232696		ORG
2	9NFR039	GRD09-129	219.46	221.30	1.84	8R232697		ORG
3	9NFR039	GRD09-129	221.30	222.36	1.06	8R232698		ORG
4	9NFR039	GRD09-129	222.36	223.64	1.28	8R232699		ORG
5	9NFR039	GRD09-129	223.64	225.56	1.92	8R232700		ORG
6	9NFR039	GRD09-129	225.56	227.56	2.00	8R232701		ORG
7	9NFR039	GRD09-129	227.56	229.27	1.71	8R232702		ORG
8	9NFR039	GRD09-129	229.27	231.29	2.02	8R232703		OCD
9	9NFR039	GRD09-129	231.29	232.44	1.15	8R232704		ORG
10	9NFR039	GRD09-129	229.27	231.29	2.02	8R232705	8R232703	DUC
11	9NFR039	GRD09-129	232.44	234.29	1.85	8R232706		ORG
12	9NFR039	GRD09-129	234.29	235.60	1.31	8R232707		ORG
13	9NFR039	GRD09-129	235.60	237.14	1.54	8R232708		ORG
14	9NFR039	GRD09-129				8R232709	5E	STD
15	9NFR039	GRD09-129	237.14	238.69	1.55	8R232710		ORG
16	9NFR039	GRD09-129	238.69	239.66	0.97	8R232711		ORG
17	9NFR039	GRD09-129	239.66	240.77	1.11	8R232712		ORG
18	9NFR039	GRD09-129	240.77	242.80	2.03	8R232713		ORG
19	9NFR039	GRD09-129	242.80	243.66	0.86	8R232714		ORG
20	9NFR039	GRD09-129				8R232715		BLK
21	9NFR039	GRD09-129	243.66	244.81	1.15	8R232716		ORG
22	9NFR039	GRD09-129	244.81	246.18	1.37	8R232717		ORG
23	9NFR039	GRD09-129	246.18	247.32	1.14	8R232718		ORG
24	9NFR039	GRD09-129	247.32	248.16	0.84	8R232719		ORG
25	9NFR039	GRD09-129	248.16	249.25	1.09	8R232720		ORG
26	9NFR039	GRD09-129	249.25	251.26	2.01	8R232721		ORG
27	9NFR039	GRD09-129	251.26	252.48	1.22	8R232722		ORG
28	9NFR039	GRD09-129	252.48	253.66	1.18	8R232723		ORG
29	9NFR039	GRD09-129	253.66	255.58	1.92	8R232724		ORG
30	9NFR039	GRD09-129	255.58	257.39	1.81	8R232725		ORG
31	9NFR039	GRD09-129	257.39	258.18	0.79	8R232726		ORG
32	9NFR039	GRD09-129	258.18	260.00	1.82	8R232727		ORG
33	9NFR039	GRD09-129	260.00	261.68	1.68	8R232728		OPD
34	9NFR039	GRD09-129	260.00	261.68	1.68	8R232729	8R232728	DUP
35	9NFR039	GRD09-129	261.68	263.52	1.84	8R232730		ORG

No	Batch_No	Hole_ID	Interval From (m)	Interval To (m)	Length (m)	Sample Number	Orig_SampleID	QC_category
1	9NFR040	GRD09-129	263.52	265.45	1.93	8R232731		ORG
2	9NFR040	GRD09-129	265.45	267.23	1.78	8R232732		ORG
3	9NFR040	GRD09-129	267.23	268.93	1.70	8R232733		ORG
4	9NFR040	GRD09-129	268.93	269.42	0.49	8R232734		ORG
5	9NFR040	GRD09-129	269.42	270.92	1.50	8R232735		ORG
6	9NFR040	GRD09-129	270.92	272.80	1.88	8R232736		ORG
7	9NFR040	GRD09-131	0.00	6.13	6.13	8R232737		ORG
8	9NFR040	GRD09-131	6.13	7.62	1.49	8R232738		ORG
9	9NFR040	GRD09-131	7.62	8.87	1.25	8R232739		ORG
10	9NFR040	GRD09-131	8.87	10.67	1.80	8R232740		ORG
11	9NFR040	GRD09-131	10.67	12.09	1.42	8R232741		ORG
12	9NFR040	GRD09-131	12.09	13.72	1.63	8R232742		ORG
13	9NFR040	GRD09-131	13.72	15.74	2.02	8R232743		ORG
14	9NFR040	GRD09-131				8R232744	74	STD
15	9NFR040	GRD09-131	15.74	17.83	2.09	8R232745		ORG
16	9NFR040	GRD09-131	17.83	19.04	1.21	8R232746		ORG
17	9NFR040	GRD09-131	19.04	20.95	1.91	8R232747		OCD
18	9NFR040	GRD09-131	20.95	24.22	3.27	8R232748		ORG
19	9NFR040	GRD09-131	24.22	26.12	1.90	8R232749		ORG
20	9NFR040	GRD09-131	26.12	27.56	1.44	8R232750		ORG
21	9NFR040	GRD09-131	19.04	20.95	1.91	8R232751	8R232747	DUC
22	9NFR040	GRD09-131	27.56	29.73	2.17	8R232752		ORG
23	9NFR040	GRD09-131	29.73	31.02	1.29	8R232753		ORG
24	9NFR040	GRD09-131				8R232754		BLK
25	9NFR040	GRD09-131	31.02	31.58	0.56	8R232755		ORG
26	9NFR040	GRD09-131	31.58	32.66	1.08	8R232756		ORG
27	9NFR040	GRD09-131	32.66	33.13	0.47	8R232757		ORG
28	9NFR040	GRD09-131	33.13	34.49	1.36	8R232758		OPD
29	9NFR040	GRD09-131	34.49	35.44	0.95	8R232759		ORG
30	9NFR040	GRD09-131	35.44	36.36	0.92	8R232760		ORG
31	9NFR040	GRD09-131	36.36	36.94	0.58	8R232761		ORG
32	9NFR040	GRD09-131	33.13	34.49	1.36	8R232762	8R232758	DUP
33	9NFR040	GRD09-131	36.94	37.38	0.44	8R232763		ORG
34	9NFR040	GRD09-131	37.38	39.17	1.79	8R232764		ORG
35	9NFR040	GRD09-131	39.17	40.69	1.52	8R232765		ORG

No	Batch_No	Hole_ID	Interval From (m)	Interval To (m)	Length (m)	Sample Number	Orig_SampleID	QC_category
14	9NFR041	GRD09-132	0.00	5.90	5.90	X44014		ORG
15	9NFR041	GRD09-132	5.90	7.62	1.72	X44015		ORG
16	9NFR041	GRD09-132	7.62	9.14	1.52	X44016		ORG
17	9NFR041	GRD09-132	9.14	10.67	1.53	X44017		ORG
18	9NFR041	GRD09-132	10.67	12.19	1.52	X44018		ORG
19	9NFR041	GRD09-132	12.19	13.72	1.53	X44019		ORG
20	9NFR041	GRD09-132	13.72	15.24	1.52	X44020		ORG
21	9NFR041	GRD09-132	15.24	15.84	0.60	X44021		ORG
22	9NFR041	GRD09-132	15.84	16.76	0.92	X44022		ORG
23	9NFR041	GRD09-132	16.76	17.67	0.91	X44023		ORG
24	9NFR041	GRD09-132				X44024		BLK
25	9NFR041	GRD09-132	17.67	19.81	2.14	X44025		ORG
26	9NFR041	GRD09-132	19.81	21.34	1.53	X44026		ORG
27	9NFR041	GRD09-132	21.34	22.86	1.52	X44027		ORG
28	9NFR041	GRD09-132	22.86	23.86	1.00	X44028		ORG
29	9NFR041	GRD09-132	23.86	24.99	1.13	X44029		ORG
30	9NFR041	GRD09-132				X44030	74	STD
31	9NFR041	GRD09-132	24.99	26.52	1.53	X44031		OCD
32	9NFR041	GRD09-132	24.99	26.52	1.53	X44032	X44031	DUC
33	9NFR041	GRD09-132	26.52	27.43	0.91	X44033		ORG
34	9NFR041	GRD09-132	27.43	28.72	1.29	X44034		ORG
35	9NFR041	GRD09-132	28.72	30.48	1.76	X44035		ORG

No	Batch_No	Hole_ID	Interval From (m)	Interval To (m)	Length (m)	Sample Number	Orig_SampleID	QC_category
1	9NFR042	GRD09-130	46.50	48.10	1.60	X45033		ORG
2	9NFR042	GRD09-130	48.10	48.60	0.50	X45034		ORG
3	9NFR042	GRD09-130	48.60	50.60	2.00	X45035		ORG
4	9NFR042	GRD09-130	50.60	52.60	2.00	X45036		ORG
5	9NFR042	GRD09-130	52.60	54.60	2.00	X45037		ORG
6	9NFR042	GRD09-130	54.60	56.60	2.00	X45038		ORG
7	9NFR042	GRD09-130	56.60	57.50	0.90	X45039		ORG
8	9NFR042	GRD09-130	57.50	58.30	0.80	X45040		ORG
9	9NFR042	GRD09-130	58.30	59.40	1.10	X45041		ORG
10	9NFR042	GRD09-130	59.40	61.30	1.90	X45042		ORG
11	9NFR042	GRD09-130	61.30	61.70	0.40	X45043		ORG
12	9NFR042	GRD09-130	61.70	63.20	1.50	X45044		ORG
13	9NFR042	GRD09-130	63.20	64.00	0.80	X45045		ORG
14	9NFR042	GRD09-130	64.00	65.60	1.60	X45046		ORG
15	9NFR042	GRD09-130	65.60	67.80	2.20	X45047		ORG
16	9NFR042	GRD09-130				X45048	13	STD
17	9NFR042	GRD09-130	67.80	69.50	1.70	X45049		ORG
18	9NFR042	GRD09-130	69.50	71.10	1.60	X45050		ORG
19	9NFR042	GRD09-130	71.10	71.50	0.40	X45051		ORG
20	9NFR042	GRD09-130	71.50	72.40	0.90	X45052		OCD
21	9NFR042	GRD09-130	71.50	72.40	0.90	X45053	X45052	DUC
22	9NFR042	GRD09-130	72.40	73.40	1.00	X45054		ORG
23	9NFR042	GRD09-130	73.40	75.40	2.00	X45055		ORG
24	9NFR042	GRD09-130	75.40	77.40	2.00	X45056		ORG
25	9NFR042	GRD09-130	77.40	79.00	1.60	X45057		ORG
26	9NFR042	GRD09-130	79.00	80.70	1.70	X45058		ORG
27	9NFR042	GRD09-130	80.70	81.40	0.70	X45059		ORG
28	9NFR042	GRD09-130				X45060		BLK
29	9NFR042	GRD09-130	81.40	83.10	1.70	X45061		ORG
30	9NFR042	GRD09-130	83.10	83.50	0.40	X45062		OPD
31	9NFR042	GRD09-130	83.10	83.50	0.40	X45063	X45062	DUP
32	9NFR042	GRD09-130	83.50	84.10	0.60	X45064		ORG
33	9NFR042	GRD09-130	84.10	85.00	0.90	X45065		ORG
34	9NFR042	GRD09-130	85.00	87.00	2.00	X45066		ORG
35	9NFR042	GRD09-130	87.00	89.00	2.00	X45067		ORG

No	Batch_No	Hole_ID	Interval From (m)	Interval To (m)	Length (m)	Sample Number	Orig_SampleID	QC_category
1	9NFR043	GRD09-132	30.48	31.72	1.24	X44036		ORG
2	9NFR043	GRD09-132	31.72	33.76	2.04	X44037		ORG
3	9NFR043	GRD09-132	33.76	35.36	1.60	X44038		ORG
4	9NFR043	GRD09-132	35.36	37.12	1.76	X44039		ORG
5	9NFR043	GRD09-132	37.12	38.10	0.98	X44040		ORG
6	9NFR043	GRD09-132	38.10	40.30	2.20	X44041		ORG
7	9NFR043	GRD09-132	40.30	41.76	1.46	X44042		ORG
8	9NFR043	GRD09-132	41.76	43.59	1.83	X44043		ORG
9	9NFR043	GRD09-132	43.59	44.85	1.26	X44044		ORG
10	9NFR043	GRD09-132	44.85	45.65	0.80	X44045		ORG
11	9NFR043	GRD09-132	45.65	47.10	1.45	X44046		ORG
12	9NFR043	GRD09-132	47.10	48.77	1.67	X44047		ORG
13	9NFR043	GRD09-132	48.77	50.20	1.43	X44048		ORG
14	9NFR043	GRD09-132	50.20	51.82	1.62	X44049		ORG
15	9NFR043	GRD09-132	51.82	53.53	1.71	X44050		ORG
16	9NFR043	GRD09-132			0.00	X44051	74	STD
17	9NFR043	GRD09-132	53.53	54.86	1.33	X44052		ORG
18	9NFR043	GRD09-132	54.86	56.39	1.53	X44053		ORG
19	9NFR043	GRD09-132	56.39	57.91	1.52	X44054		ORG
20	9NFR043	GRD09-132	57.91	59.20	1.29	X44055		ORG
21	9NFR043	GRD09-132	59.20	60.12	0.92	X44056		ORG
22	9NFR043	GRD09-132			0.00	X44057		BLK
23	9NFR043	GRD09-132	60.12	60.96	0.84	X44058		ORG
24	9NFR043	GRD09-132	60.96	62.60	1.64	X44059		ORG
25	9NFR043	GRD09-132	62.60	64.01	1.41	X44060		ORG
26	9NFR043	GRD09-132	64.01	65.64	1.63	X44061		ORG
27	9NFR043	GRD09-132	65.64	67.06	1.42	X44062		ORG
28	9NFR043	GRD09-132	67.06	68.95	1.89	X44063		OCD
29	9NFR043	GRD09-132	67.06	68.95	1.89	X44064	X44063	DUC
30	9NFR043	GRD09-132	68.95	70.95	2.00	X44065		ORG
31	9NFR043	GRD09-132	70.95	72.95	2.00	X44066		OPD
32	9NFR043	GRD09-132	70.95	72.95	2.00	X44067	X44066	DUP
33	9NFR043	GRD09-132	72.95	74.68	1.73	X44068		ORG
34	9NFR043	GRD09-132	74.68	76.13	1.45	X44069		ORG
35	9NFR043	GRD09-132	76.13	77.72	1.59	X44070		ORG

No	Batch_No	Hole_ID	Interval From (m)	Interval To (m)	Length (m)	Sample Number	Orig_SampleID	QC_category
1	9NFR045	GRD09-131	40.69	42.08	1.39	8R232766		ORG
2	9NFR045	GRD09-131	42.08	43.78	1.70	8R232767		ORG
3	9NFR045	GRD09-131	43.78	44.46	0.68	8R232768		ORG
4	9NFR045	GRD09-131	44.46	44.93	0.47	8R232769		ORG
5	9NFR045	GRD09-131	44.93	45.67	0.74	8R232770		ORG
6	9NFR045	GRD09-131	45.67	47.62	1.95	8R232771		ORG
7	9NFR045	GRD09-131	47.62	48.75	1.13	8R232772		ORG
8	9NFR045	GRD09-131	48.75	49.20	0.45	8R232773		ORG
9	9NFR045	GRD09-131	49.20	50.33	1.13	8R232774		ORG
10	9NFR045	GRD09-131	50.33	52.24	1.91	8R232775		ORG
11	9NFR045	GRD09-131	52.24	53.18	0.94	8R232776		ORG
12	9NFR045	GRD09-131				8R232777	5E	STD
13	9NFR045	GRD09-131	53.18	54.43	1.25	8R232778		ORG
14	9NFR045	GRD09-131	54.43	55.81	1.38	8R232779		ORG
15	9NFR045	GRD09-131	55.81	57.20	1.39	8R232780		ORG
16	9NFR045	GRD09-131	57.20	58.62	1.42	8R232781		ORG
17	9NFR045	GRD09-131	58.62	59.86	1.24	8R232782		OFD
18	9NFR045	GRD09-131	59.86	61.30	1.44	8R232783		ORG
19	9NFR045	GRD09-131	61.30	63.09	1.79	8R232784		ORG
20	9NFR045	GRD09-131	63.09	64.57	1.48	8R232785		ORG
21	9NFR045	GRD09-131	64.57	66.45	1.88	8R232786		ORG
22	9NFR045	GRD09-131	58.62	59.86	1.24	8R232787	8R232782	DUF
23	9NFR045	GRD09-131	66.45	68.06	1.61	8R232788		ORG
24	9NFR045	GRD09-131	68.06	69.80	1.74	8R232789		ORG
25	9NFR045	GRD09-131	69.80	71.53	1.73	8R232790		ORG
26	9NFR045	GRD09-131	71.53	73.53	2.00	8R232791		ORG
27	9NFR045	GRD09-131	73.53	74.63	1.10	8R232792		ORG
28	9NFR045	GRD09-131				8R232793		BLK
29	9NFR045	GRD09-131	74.63	76.39	1.76	8R232794		ORG
30	9NFR045	GRD09-131	76.39	78.06	1.67	8R232795		ORG
31	9NFR045	GRD09-131	78.06	79.83	1.77	8R232796		ORG
32	9NFR045	GRD09-131	79.83	81.10	1.27	8R232797		ORG
33	9NFR045	GRD09-131	81.10	82.60	1.50	8R232798		ORG
34	9NFR045	GRD09-131	82.60	83.85	1.25	8R232799		OPD
35	9NFR045	GRD09-131	82.60	83.85	1.25	8R232800	8R232799	DUP

No	Batch_No	Hole_ID	Interval From (m)	Interval To (m)	Length (m)	Sample Number	Orig_SampleID	QC_category
1	9NFR046	GRD09-130	89.00	91.00	2.00	X45068		ORG
2	9NFR046	GRD09-130	91.00	92.50	1.50	X45069		ORG
3	9NFR046	GRD09-130	92.50	94.50	2.00	X45070		ORG
4	9NFR046	GRD09-130	94.50	96.40	1.90	X45071		OFD
5	9NFR046	GRD09-130	94.50	96.40	1.90	X45072	X45071	DUF
6	9NFR046	GRD09-130	96.40	97.70	1.30	X45073		ORG
7	9NFR046	GRD09-130				X45074		STD
8	9NFR046	GRD09-130	97.70	99.50	1.80	X45075		ORG
9	9NFR046	GRD09-130	99.50	101.00	1.50	X45076		ORG
10	9NFR046	GRD09-130	101.00	102.50	1.50	X45077		ORG
11	9NFR046	GRD09-130	102.50	104.60	2.10	X45078		ORG
12	9NFR046	GRD09-130				X45079		BLK
13	9NFR046	GRD09-130	104.60	106.60	2.00	X45080		ORG
14	9NFR046	GRD09-130	106.60	108.60	2.00	X45081		ORG
15	9NFR046	GRD09-130	108.60	110.50	1.90	X45082		ORG
16	9NFR046	GRD09-130	110.50	112.50	2.00	X45083		ORG
17	9NFR046	GRD09-130	112.50	114.50	2.00	X45084		ORG
18	9NFR046	GRD09-130	114.50	116.50	2.00	X45085		ORG
19	9NFR046	GRD09-130	116.50	117.30	0.80	X45086		OPD
20	9NFR046	GRD09-130	116.50	117.30	0.80	X45087	X45086	DUP
21	9NFR046	GRD09-130	117.30	119.00	1.70	X45088		ORG
22	9NFR046	GRD09-130	119.00	120.80	1.80	X45089		ORG
23	9NFR046	GRD09-130	120.80	121.40	0.60	X45090		ORG
24	9NFR046	GRD09-130	121.40	122.80	1.40	X45091		ORG
25	9NFR046	GRD09-130	122.80	124.30	1.50	X45092		ORG
26	9NFR046	GRD09-130	124.30	126.40	2.10	X45093		ORG
27	9NFR046	GRD09-130	126.40	128.40	2.00	X45094		ORG
28	9NFR046	GRD09-130	128.40	129.20	0.80	X45095		ORG
29	9NFR046	GRD09-130	129.20	131.30	2.10	X45096		ORG
30	9NFR046	GRD09-130	131.30	133.40	2.10	X45097		ORG
31	9NFR046	GRD09-130	133.40	135.40	2.00	X45098		ORG
32	9NFR046	GRD09-130	135.40	136.30	0.90	X45099		ORG
33	9NFR046	GRD09-130	136.30	137.90	1.60	X45100		ORG
34	9NFR046	GRD09-130	137.90	139.30	1.40	X45101		ORG
35	9NFR046	GRD09-130	139.30	141.30	2.00	X45102		ORG

No	Batch_No	Hole_ID	Interval From (m)	Interval To (m)	Length (m)	Sample Number	Orig_SampleID	QC_category
1	9NFR047	GRD09-132	77.72	79.11	1.39	X44071		ORG
2	9NFR047	GRD09-132	79.11	80.77	1.66	X44072		ORG
3	9NFR047	GRD09-132	80.77	82.33	1.56	X44073		ORG
4	9NFR047	GRD09-132	82.33	83.82	1.49	X44074		ORG
5	9NFR047	GRD09-132	83.82	85.04	1.22	X44075		ORG
6	9NFR047	GRD09-132	85.04	86.24	1.20	X44076		ORG
7	9NFR047	GRD09-132	86.24	87.91	1.67	X44077		ORG
8	9NFR047	GRD09-132	87.91	88.60	0.69	X44078		ORG
9	9NFR047	GRD09-132				X44079	74	STD
10	9NFR047	GRD09-132	88.60	89.92	1.32	X44080		ORG
11	9NFR047	GRD09-132				X44081		BLK
12	9NFR047	GRD09-132	89.92	91.59	1.67	X44082		ORG
13	9NFR047	GRD09-132	91.59	93.48	1.89	X44083		ORG
14	9NFR047	GRD09-132	93.48	94.57	1.09	X44084		ORG
15	9NFR047	GRD09-132	94.57	96.01	1.44	X44085		ORG
16	9NFR047	GRD09-132	96.01	97.50	1.49	X44086		ORG
17	9NFR047	GRD09-132	97.50	99.06	1.56	X44087		ORG
18	9NFR047	GRD09-132	99.06	101.28	2.22	X44088		ORG
19	9NFR047	GRD09-132	101.28	103.03	1.75	X44089		ORG
20	9NFR047	GRD09-132	103.03	103.81	0.78	X44090		ORG
21	9NFR047	GRD09-132	103.81	104.70	0.89	X44091		OCD
22	9NFR047	GRD09-132	103.81	104.70	0.89	X44092	X44091	DUC
23	9NFR047	GRD09-132	104.70	105.32	0.62	X44093		ORG
24	9NFR047	GRD09-132	105.32	105.92	0.60	X44094		ORG
25	9NFR047	GRD09-132	105.92	106.30	0.38	X44095		ORG
26	9NFR047	GRD09-132	106.30	108.39	2.09	X44096		ORG
27	9NFR047	GRD09-132	108.93	109.72	0.79	X44097		ORG
28	9NFR047	GRD09-132	109.72	110.85	1.13	X44098		ORG
29	9NFR047	GRD09-132	110.85	111.25	0.40	X44099		OPD
30	9NFR047	GRD09-132	110.85	111.25	0.40	X44100	X44099	DUP
31	9NFR047	GRD09-132	111.25	112.26	1.01	X44101		ORG
32	9NFR047	GRD09-132	112.26	113.72	1.46	X44102		ORG
33	9NFR047	GRD09-132	113.72	115.16	1.44	X44103		ORG
34	9NFR047	GRD09-132	115.16	115.55	0.39	X44104		ORG
35	9NFR047	GRD09-132	115.55	117.02	1.47	X44105		ORG

No	Batch_No	Hole_ID	Interval From (m)	Interval To (m)	Length (m)	Sample Number	Orig_SampleID	QC_category
1	9NFR048	GRD09-131	83.85	85.62	1.77	8R232801		ORG
2	9NFR048	GRD09-131	85.62	87.41	1.79	8R232802		ORG
3	9NFR048	GRD09-131	87.41	88.77	1.36	8R232803		ORG
4	9NFR048	GRD09-131	88.77	90.50	1.73	8R232804		ORG
5	9NFR048	GRD09-131	90.50	91.78	1.28	8R232805		ORG
6	9NFR048	GRD09-131	91.78	93.50	1.72	8R232806		ORG
7	9NFR048	GRD09-131	93.50	94.41	0.91	8R232807		ORG
8	9NFR048	GRD09-131	94.41	95.78	1.37	8R232808		ORG
9	9NFR048	GRD09-131				8R232809		BLK
10	9NFR048	GRD09-131	95.78	97.29	1.51	8R232810		ORG
11	9NFR048	GRD09-131	97.29	98.61	1.32	8R232811		ORG
12	9NFR048	GRD09-131	98.61	100.59	1.98	8R232812		ORG
13	9NFR048	GRD09-131	100.59	102.25	1.66	8R232813		ORG
14	9NFR048	GRD09-131	102.25	103.20	0.95	8R232814		ORG
15	9NFR048	GRD09-131	103.20	103.70	0.50	8R232815		ORG
16	9NFR048	GRD09-131	103.70	104.83	1.13	8R232816		OPD
17	9NFR048	GRD09-131	104.83	105.85	1.02	8R232817		ORG
18	9NFR048	GRD09-131				8R232818	5E	STD
19	9NFR048	GRD09-131	105.85	106.48	0.63	8R232819		ORG
20	9NFR048	GRD09-131	106.48	107.62	1.14	8R232820		ORG
21	9NFR048	GRD09-131	103.70	104.83	1.13	8R232821	8R232816	DUP
22	9NFR048	GRD09-131	107.62	109.75	2.13	8R232822		ORG
23	9NFR048	GRD09-131	109.75	110.90	1.15	8R232823		ORG
24	9NFR048	GRD09-131	110.90	111.70	0.80	8R232824		ORG
25	9NFR048	GRD09-131	111.70	112.76	1.06	8R232825		ORG
26	9NFR048	GRD09-131	112.76	113.53	0.77	8R232826		ORG
27	9NFR048	GRD09-131	113.53	114.80	1.27	8R232827		ORG
28	9NFR048	GRD09-131	114.80	116.44	1.64	8R232828		ORG
29	9NFR048	GRD09-131	116.44	117.85	1.41	8R232829		ORG
30	9NFR048	GRD09-131	117.85	119.30	1.45	8R232830		ORG
31	9NFR048	GRD09-131	119.30	120.16	0.86	8R232831		ORG
32	9NFR048	GRD09-131	120.16	121.25	1.09	8R232832		ORG
33	9NFR048	GRD09-131	121.25	122.10	0.85	8R232833		OCD
34	9NFR048	GRD09-131	121.25	122.10	0.85	8R232834	8R232833	DUC
35	9NFR048	GRD09-131	122.10	123.51	1.41	8R232835		ORG

No	Batch_No	Hole_ID	Interval From (m)	Interval To (m)	Length (m)	Sample Number	Orig_SampleID	QC_category
1	9NFR050	GRD09-130	141.30	143.30	2.00	X45103		ORG
2	9NFR050	GRD09-130	143.30	145.30	2.00	X45104		ORG
3	9NFR050	GRD09-130	145.30	147.30	2.00	X45105		ORG
4	9NFR050	GRD09-130	147.30	149.30	2.00	X45106		ORG
5	9NFR050	GRD09-130	149.30	151.00	1.70	X45107		ORG
6	9NFR050	GRD09-130	151.00	153.00	2.00	X45108		ORG
7	9NFR050	GRD09-130			0.00	X45109	13	STD
8	9NFR050	GRD09-130	153.00	155.00	2.00	X45110		OFD
9	9NFR050	GRD09-130	153.00	155.00	2.00	X45111	X45110	DUF
10	9NFR050	GRD09-130	155.00	157.00	2.00	X45112		ORG
11	9NFR050	GRD09-130	157.00	159.00	2.00	X45113		ORG
12	9NFR050	GRD09-130	159.00	160.50	1.50	X45114		ORG
13	9NFR050	GRD09-130	160.50	162.70	2.20	X45115		ORG
14	9NFR050	GRD09-130	162.70	163.70	1.00	X45116		ORG
15	9NFR050	GRD09-130	163.70	165.70	2.00	X45117		ORG
16	9NFR050	GRD09-130	165.70	167.20	1.50	X45118		ORG
17	9NFR050	GRD09-130	167.20	168.20	1.00	X45119		ORG
18	9NFR050	GRD09-130	168.20	169.30	1.10	X45120		ORG
19	9NFR050	GRD09-130	169.30	170.70	1.40	X45121		ORG
20	9NFR050	GRD09-130	170.70	171.50	0.80	X45122		OPD
21	9NFR050	GRD09-130	170.70	171.50	0.80	X45123	X45122	DUP
22	9NFR050	GRD09-130	171.50	172.80	1.30	X45124		ORG
23	9NFR050	GRD09-130	172.80	174.20	1.40	X45125		ORG
24	9NFR050	GRD09-130	174.20	174.70	0.50	X45126		ORG
25	9NFR050	GRD09-130	174.70	176.50	1.80	X45127		ORG
26	9NFR050	GRD09-130	176.50	177.70	1.20	X45128		ORG
27	9NFR050	GRD09-130	177.70	179.70	2.00	X45129		ORG
28	9NFR050	GRD09-130	179.70	181.70	2.00	X45130		ORG
29	9NFR050	GRD09-130	181.70	183.20	1.50	X45131		ORG
30	9NFR050	GRD09-130	183.20	184.40	1.20	X45132		ORG
31	9NFR050	GRD09-130	184.40	185.70	1.30	X45133		ORG
32	9NFR050	GRD09-130	185.70	187.70	2.00	X45134		ORG
33	9NFR050	GRD09-130				X45135		BLK
34	9NFR050	GRD09-130	187.70	189.70	2.00	X45136		ORG
35	9NFR050	GRD09-130	189.70	191.70	2.00	X45137		ORG

No	Batch_No	Hole_ID	Interval From (m)	Interval To (m)	Length (m)	Sample Number	Orig_SampleID	QC_category
1	9NFR051	GRD09-132	117.02	117.65	0.63	X44106		ORG
2	9NFR051	GRD09-132	117.65	118.84	1.19	X44107		ORG
3	9NFR051	GRD09-132	118.84	119.62	0.78	X44108		ORG
4	9NFR051	GRD09-132	119.62	121.08	1.46	X44109		ORG
5	9NFR051	GRD09-132	121.08	122.98	1.90	X44110		ORG
6	9NFR051	GRD09-132	122.98	124.30	1.32	X44111		ORG
7	9NFR051	GRD09-132				X44112	19	STD
8	9NFR051	GRD09-132	124.30	126.07	1.77	X44113		ORG
9	9NFR051	GRD09-132	126.07	127.70	1.63	X44114		ORG
10	9NFR051	GRD09-132	127.70	129.48	1.78	X44115		ORG
11	9NFR051	GRD09-132	129.48	130.90	1.42	X44116		ORG
12	9NFR051	GRD09-132	130.90	131.50	0.60	X44117		ORG
13	9NFR051	GRD09-132	131.50	133.03	1.53	X44118		ORG
14	9NFR051	GRD09-132				X44119		BLK
15	9NFR051	GRD09-132	133.03	133.37	0.34	X44120		ORG
16	9NFR051	GRD09-132	133.37	134.00	0.63	X44121		ORG
17	9NFR051	GRD09-132	134.00	135.81	1.81	X44122		ORG
18	9NFR051	GRD09-132	135.81	137.32	1.51	X44123		ORG
19	9NFR051	GRD09-132	137.32	138.97	1.65	X44124		ORG
20	9NFR051	GRD09-132	138.97	140.03	1.06	X44125		ORG
21	9NFR051	GRD09-132	140.03	140.79	0.76	X44126		ORG
22	9NFR051	GRD09-132	140.79	141.50	0.71	X44127		OCD
23	9NFR051	GRD09-132	140.79	141.50	0.71	X44128	X44127	DUC
24	9NFR051	GRD09-132	141.50	143.13	1.63	X44129		ORG
25	9NFR051	GRD09-132	143.13	143.62	0.49	X44130		ORG
26	9NFR051	GRD09-132	143.62	145.24	1.62	X44131		ORG
27	9NFR051	GRD09-132	145.24	146.15	0.91	X44132		ORG
28	9NFR051	GRD09-132	146.15	147.50	1.35	X44133		ORG
29	9NFR051	GRD09-132	147.50	148.85	1.35	X44134		ORG
30	9NFR051	GRD09-132	148.85	149.20	0.35	X44135		ORG
31	9NFR051	GRD09-132	149.20	150.92	1.72	X44136		ORG
32	9NFR051	GRD09-132	150.92	152.40	1.48	X44137		ORG
33	9NFR051	GRD09-132	152.40	154.07	1.67	X44138		OPD
34	9NFR051	GRD09-132	152.40	154.07	1.67	X44139	X44138	DUP
35	9NFR051	GRD09-132	154.07	155.45	1.38	X44140		ORG

No	Batch_No	Hole_ID	Interval From (m)	Interval To (m)	Length (m)	Sample Number	Orig_SampleID	QC_category
1	9NFR052	GRD09-131	123.51	124.97	1.46	8R232836		ORG
2	9NFR052	GRD09-131	124.97	126.61	1.64	8R232837		ORG
3	9NFR052	GRD09-131	126.61	128.02	1.41	8R232838		ORG
4	9NFR052	GRD09-131	128.02	129.20	1.18	8R232839		ORG
5	9NFR052	GRD09-131	129.20	130.84	1.64	8R232840		ORG
6	9NFR052	GRD09-131	130.84	132.26	1.42	8R232841		ORG
7	9NFR052	GRD09-131	132.26	134.20	1.94	8R232842		ORG
8	9NFR052	GRD09-131	134.20	135.13	0.93	8R232843		ORG
9	9NFR052	GRD09-131				8R232844	19	STD
10	9NFR052	GRD09-131	135.13	136.11	0.98	8R232845		ORG
11	9NFR052	GRD09-131	136.11	137.16	1.05	8R232846		ORG
12	9NFR052	GRD09-131	137.16	138.40	1.24	8R232847		ORG
13	9NFR052	GRD09-131	138.40	140.00	1.60	8R232848		OFD
14	9NFR052	GRD09-131	140.00	141.73	1.73	8R232849		ORG
15	9NFR052	GRD09-131	141.73	142.90	1.17	8R232850		ORG
16	9NFR052	GRD09-131	138.40	140.00	1.60	8R232851	8R232848	DUF
17	9NFR052	GRD09-131	142.90	144.46	1.56	8R232852		ORG
18	9NFR052	GRD09-131	144.46	145.52	1.06	8R232853		ORG
19	9NFR052	GRD09-131	145.52	146.45	0.93	8R232854		ORG
20	9NFR052	GRD09-131	146.45	147.44	0.99	8R232855		ORG
21	9NFR052	GRD09-131	147.44	148.80	1.36	8R232856		ORG
22	9NFR052	GRD09-131	148.80	150.11	1.31	8R232857		ORG
23	9NFR052	GRD09-131	150.11	151.55	1.44	8R232858		ORG
24	9NFR052	GRD09-131	151.55	152.69	1.14	8R232859		ORG
25	9NFR052	GRD09-131	152.69	154.02	1.33	8R232860		OPD
26	9NFR052	GRD09-131	152.69	154.02	1.33	8R232861	8R232860	DUP
27	9NFR052	GRD09-131	154.02	155.28	1.26	8R232862		ORG
28	9NFR052	GRD09-131				8R232863		BLK
29	9NFR052	GRD09-131	155.28	156.68	1.40	8R232864		ORG
30	9NFR052	GRD09-131	156.68	158.35	1.67	8R232865		ORG
31	9NFR052	GRD09-131	158.35	159.12	0.77	8R232866		ORG
32	9NFR052	GRD09-131	159.12	160.55	1.43	8R232867		ORG
33	9NFR052	GRD09-131	160.55	162.10	1.55	8R232868		ORG
34	9NFR052	GRD09-131	162.10	164.02	1.92	8R232869		ORG
35	9NFR052	GRD09-131	164.02	165.08	1.06	8R232870		ORG

No	Batch_No	Hole_ID	Interval From (m)	Interval To (m)	Length (m)	Sample Number	Orig_SampleID	QC_category
1	9NFR053	GRD09-130	191.70	193.70	2.00	X45138		ORG
2	9NFR053	GRD09-130	193.70	195.70	2.00	X45139		ORG
3	9NFR053	GRD09-130	195.70	197.70	2.00	X45140		ORG
4	9NFR053	GRD09-130	197.70	199.30	1.60	X45141		ORG
5	9NFR053	GRD09-130	199.30	201.00	1.70	X45142		ORG
6	9NFR053	GRD09-130	201.00	203.00	2.00	X45143		ORG
7	9NFR053	GRD09-130	203.00	205.00	2.00	X45144		ORG
8	9NFR053	GRD09-130	205.00	207.00	2.00	X45145		OCD
9	9NFR053	GRD09-130	205.00	207.00	0.00	X45146	X45145	DUC
10	9NFR053	GRD09-130	207.00	209.00	2.00	X45147		ORG
11	9NFR053	GRD09-130	209.00	210.50	1.50	X45148		ORG
12	9NFR053	GRD09-130	210.50	211.90	1.40	X45149		ORG
13	9NFR053	GRD09-130	211.90	213.90	2.00	X45150		ORG
14	9NFR053	GRD09-130	213.90	215.20	1.30	X45151		ORG
15	9NFR053	GRD09-130	215.20	217.20	2.00	X45152		ORG
16	9NFR053	GRD09-130	217.20	218.60	1.40	X45153		ORG
17	9NFR053	GRD09-130	218.60	220.30	1.70	X45154		ORG
18	9NFR053	GRD09-130	220.30	221.20	0.90	X45155		ORG
19	9NFR053	GRD09-130	221.20	222.50	1.30	X45156		ORG
20	9NFR053	GRD09-130	222.50	224.00	1.50	X45157		ORG
21	9NFR053	GRD09-130	224.00	225.20	1.20	X45158		ORG
22	9NFR053	GRD09-130	225.20	226.80	1.60	X45159		ORG
23	9NFR053	GRD09-130	226.80	228.80	2.00	X45160		ORG
24	9NFR053	GRD09-130	228.80	230.10	1.30	X45161		ORG
25	9NFR053	GRD09-130	230.10	230.70	0.60	X45162		OPD
26	9NFR053	GRD09-130	230.10	230.70	0.60	X45163	X45162	DUP
27	9NFR053	GRD09-130				X45164		BLK
28	9NFR053	GRD09-130	230.70	231.50	0.00	X45165		ORG
29	9NFR053	GRD09-130	231.50	233.30	1.80	X45166		ORG
30	9NFR053	GRD09-130	233.30	235.00	1.70	X45167		ORG
31	9NFR053	GRD09-130	235.00	236.10	1.10	X45168		ORG
32	9NFR053	GRD09-130	236.10	237.50	1.40	X45169		ORG
33	9NFR053	GRD09-130				X45170	20A	STD
34	9NFR053	GRD09-130	237.50	239.00	1.50	X45171		ORG
35	9NFR053	GRD09-130	239.00	241.00	2.00	X45172		ORG

No	Batch_No	Hole_ID	Interval From (m)	Interval To (m)	Length (m)	Sample Number	Orig_SampleID	QC_category
1	9NFR054	GRD09-132	155.45	157.00	1.55	X44141		ORG
2	9NFR054	GRD09-132	157.00	158.50	1.50	X44142		OPD
3	9NFR054	GRD09-132	157.00	158.50	1.50	X44143	X44142	DUP
4	9NFR054	GRD09-132	158.50	159.50	1.00	X44144		ORG
5	9NFR054	GRD09-132	159.50	160.30	0.80	X44145		ORG
6	9NFR054	GRD09-132	160.30	161.54	1.24	X44146		ORG
7	9NFR054	GRD09-132	161.54	163.14	1.60	X44147		ORG
8	9NFR054	GRD09-132	163.14	164.59	1.45	X44148		ORG
9	9NFR054	GRD09-132				X44149		BLK
10	9NFR054	GRD09-132	164.59	165.87	1.28	X44150		ORG
11	9NFR054	GRD09-132	165.87	167.64	1.77	X44151		ORG
12	9NFR054	GRD09-132	167.64	169.16	1.52	X44152		ORG
13	9NFR054	GRD09-132	169.16	170.68	1.52	X44153		ORG
14	9NFR054	GRD09-132	170.68	171.37	0.69	X44154		ORG
15	9NFR054	GRD09-132	171.37	173.17	1.80	X44155		ORG
16	9NFR054	GRD09-132	173.17	175.26	2.09	X44156		ORG
17	9NFR054	GRD09-132	175.26	176.74	1.48	X44157		ORG
18	9NFR054	GRD09-132	176.74	178.50	1.76	X44158		ORG
19	9NFR054	GRD09-132	178.50	180.14	1.64	X44159		ORG
20	9NFR054	GRD09-132	180.14	181.46	1.32	X44160		ORG
21	9NFR054	GRD09-132				X44161	13	STD
22	9NFR054	GRD09-132	181.46	182.95	1.49	X44162		ORG
23	9NFR054	GRD09-132	182.95	184.08	1.13	X44163		ORG
24	9NFR054	GRD09-132	184.08	185.93	1.85	X44164		ORG
25	9NFR054	GRD09-132	185.93	186.76	0.83	X44165		ORG
26	9NFR054	GRD09-132	186.76	188.61	1.85	X44166		ORG
27	9NFR054	GRD09-132	188.61	190.15	1.54	X44167		ORG
28	9NFR054	GRD09-132	190.15	191.54	1.39	X44168		ORG
29	9NFR054	GRD09-132	191.54	193.55	2.01	X44169		ORG
30	9NFR054	GRD09-132	193.55	195.07	1.52	X44170		OCD
31	9NFR054	GRD09-132	193.55	195.07	1.52	X44171	X44170	DUC
32	9NFR054	GRD09-132	195.07	196.62	1.55	X44172		ORG
33	9NFR054	GRD09-132	196.62	197.40	0.78	X44173		ORG
34	9NFR054	GRD09-132	197.40	198.57	1.17	X44174		ORG
35	9NFR054	GRD09-132	198.57	200.33	1.76	X44175		ORG

No	Batch_No	Hole_ID	Interval From (m)	Interval To (m)	Length (m)	Sample Number	Orig_SampleID	QC_category
1	9NFR055	GRD09-130	241.00	243.00	2.00	X45173		ORG
2	9NFR055	GRD09-130	243.00	245.00	2.00	X45174		ORG
3	9NFR055	GRD09-130	245.00	246.50	1.50	X45175		ORG
4	9NFR055	GRD09-130	246.50	247.70	1.20	X45176		ORG
5	9NFR055	GRD09-130				X45177		STD
6	9NFR055	GRD09-130	247.70	249.70	2.00	X45178		ORG
7	9NFR055	GRD09-130	249.70	251.70	2.00	X45179		ORG
8	9NFR055	GRD09-130	251.70	253.70	2.00	X45180		ORG
9	9NFR055	GRD09-130	253.70	255.00	1.30	X45181		ORG
10	9NFR055	GRD09-130	255.00	256.30	1.30	X45182		ORG
11	9NFR055	GRD09-130				X45183		BLK
12	9NFR055	GRD09-130	256.30	258.30	2.00	X45184		ORG
13	9NFR055	GRD09-130	258.30	260.30	2.00	X45185		ORG
14	9NFR055	GRD09-130	260.30	262.30	2.00	X45186		ORG
15	9NFR055	GRD09-130	262.30	264.00	1.70	X45187		ORG
16	9NFR055	GRD09-130	264.00	264.80	0.80	X45188		ORG
17	9NFR055	GRD09-130	264.80	266.30	1.50	X45189		ORG
18	9NFR055	GRD09-130	266.30	268.40	2.10	X45190		ORG
19	9NFR055	GRD09-130	268.40	269.00	0.60	X45191		ORG
20	9NFR055	GRD09-130	269.00	270.00	1.00	X45192		ORG
21	9NFR055	GRD09-130	270.00	272.00	2.00	X45193		ORG
22	9NFR055	GRD09-130	272.00	274.00	2.00	X45194		OFD
23	9NFR055	GRD09-130	272.00	274.00	2.00	X45195	X45194	DUF
24	9NFR055	GRD09-130	274.00	275.20	1.20	X45196		ORG
25	9NFR055	GRD09-130	275.20	276.50	1.30	X45197		ORG
26	9NFR055	GRD09-130	276.50	278.00	1.50	X45198		ORG
27	9NFR055	GRD09-130	278.00	280.00	2.00	X45199		ORG
28	9NFR055	GRD09-130	280.00	281.90	1.90	X45200		ORG
29	9NFR055	GRD09-130	281.90	283.90	2.00	X45201		ORG
30	9NFR055	GRD09-130	283.90	285.00	1.10	X45202		ORG
31	9NFR055	GRD09-130	285.00	287.00	2.00	X45203		OPD
32	9NFR055	GRD09-130	285.00	287.00	2.00	X45204	X45203	DUP
33	9NFR055	GRD09-130	287.00	289.00	2.00	X45205		ORG
34	9NFR055	GRD09-130	289.00	291.08	2.08	X45206		ORG
35	9NFR055	GRD09-130			0.00	X45207		BLK

No	Batch_No	Hole_ID	Interval From (m)	Interval To (m)	Length (m)	Sample Number	Orig_SampleID	QC_category
1	9NFR056	GRD09-132	200.33	200.96	0.63	X44176		ORG
2	9NFR056	GRD09-132	200.96	202.00	1.04	X44177		ORG
3	9NFR056	GRD09-132	202.00	203.36	1.36	X44178		ORG
4	9NFR056	GRD09-132	203.36	204.35	0.99	X44179		ORG
5	9NFR056	GRD09-132	204.35	205.84	1.49	X44180		ORG
6	9NFR056	GRD09-132	205.84	207.26	1.42	X44181		ORG
7	9NFR056	GRD09-132	207.26	207.86	0.60	X44182		ORG
8	9NFR056	GRD09-132	207.86	209.55	1.69	X44183		ORG
9	9NFR056	GRD09-132	209.55	210.47	0.92	X44184		ORG
10	9NFR056	GRD09-132	210.47	211.99	1.52	X44185		ORG
11	9NFR056	GRD09-132				X44186	19	STD
12	9NFR056	GRD09-132	211.99	213.36	1.37	X44187		ORG
13	9NFR056	GRD09-132	213.36	214.93	1.57	X44188		ORG
14	9NFR056	GRD09-132	214.93	216.00	0.29	X44189		ORG
15	9NFR056	GRD09-132	216.00	216.50	1.28	X44190		ORG
16	9NFR056	GRD09-132	216.50	217.61	1.11	X44191		OPD
17	9NFR056	GRD09-132	216.50	217.61	1.11	X44192	X44191	DUP
18	9NFR056	GRD09-132	217.61	218.98	1.37	X44193		ORG
19	9NFR056	GRD09-132	218.98	219.84	0.86	X44194		ORG
20	9NFR056	GRD09-132	219.84	221.67	1.83	X44195		ORG
21	9NFR056	GRD09-132	221.67	223.59	1.92	X44196		ORG
22	9NFR056	GRD09-132	223.59	225.64	2.05	X44197		ORG
23	9NFR056	GRD09-132	225.64	227.64	2.00	X44198		ORG
24	9NFR056	GRD09-132	227.64	229.11	1.47	X44199		ORG
25	9NFR056	GRD09-132	229.11	231.10	1.99	X44200		ORG
26	9NFR056	GRD09-132	231.10	232.97	1.87	X44201		ORG
27	9NFR056	GRD09-132	232.97	234.94	1.97	X44202		ORG
28	9NFR056	GRD09-132	234.94	235.90	0.96	X44203		ORG
29	9NFR056	GRD09-132				X44204		BLK
30	9NFR056	GRD09-132	235.90	238.00	2.10	X44205		ORG
31	9NFR056	GRD09-132	238.00	240.20	2.20	X44206		ORG
32	9NFR056	GRD09-132	240.20	242.21	2.01	X44207		ORG
33	9NFR056	GRD09-132	242.21	244.00	1.79	X44208		OCD
34	9NFR056	GRD09-132	242.21	244.00	1.79	X44209	X44208	DUC
35	9NFR056	GRD09-132	244.00	246.21	2.21	X44210		ORG

No	Batch_No	Hole_ID	Interval From (m)	Interval To (m)	Length (m)	Sample Number	Orig_SampleID	QC_category
30	9NFR057	GRD09-133	0.00	4.48	4.48	X47001		ORG
31	9NFR057	GRD09-133	4.48	7.62	3.14	X47002		ORG
32	9NFR057	GRD09-133	7.62	9.03	1.41	X47003		ORG
33	9NFR057	GRD09-133	9.03	11.00	1.97	X47004		ORG
34	9NFR057	GRD09-133	11.00	13.00	2.00	X47005		ORG
35	9NFR057	GRD09-133	13.00	14.90	1.90	X47006		ORG

No	Batch_No	Hole_ID	Interval From (m)	Interval To (m)	Length (m)	Sample Number	Orig_SampleID	QC_category	Bag
1	9NFR058	GRD09-131	165.08	166.36	1.28	X46001		ORG	1
2	9NFR058	GRD09-131	166.36	166.88	0.52	X46002		ORG	1
3	9NFR058	GRD09-131	166.88	168.78	1.90	X46003		ORG	1
4	9NFR058	GRD09-131	168.78	169.29	0.51	X46004		ORG	1
5	9NFR058	GRD09-131	169.29	170.90	1.61	X46005		ORG	2
6	9NFR058	GRD09-131	170.90	172.44	1.54	X46006		ORG	2
7	9NFR058	GRD09-131	172.44	173.85	1.41	X46007		OCD	2
8	9NFR058	GRD09-131	172.44	173.85	1.41	X46008	X46007	DUC	2
9	9NFR058	GRD09-131	173.85	175.62	1.77	X46009		ORG	3
10	9NFR058	GRD09-131	175.62	177.45	1.83	X46010		ORG	3
11	9NFR058	GRD09-131	177.45	178.54	1.09	X46011		ORG	3
12	9NFR058	GRD09-131				X46012		BLK	3
13	9NFR058	GRD09-131	178.54	179.49	0.95	X46013		ORG	4
14	9NFR058	GRD09-131	179.49	181.36	1.87	X46014		ORG	4
15	9NFR058	GRD09-131	181.64	182.88	1.24	X46015		ORG	4
16	9NFR058	GRD09-131	185.13	185.92	0.79	X46016		ORG	4
17	9NFR058	GRD09-131	185.92	187.50	1.58	X46017		ORG	5
18	9NFR058	GRD09-131	187.50	188.26	0.76	X46018		ORG	5
19	9NFR058	GRD09-131	188.26	190.30	2.04	X46019		ORG	5
20	9NFR058	GRD09-131	190.30	191.49	1.19	X46020		ORG	5
21	9NFR058	GRD09-131	191.49	193.56	2.07	X46021		ORG	6
22	9NFR058	GRD09-131	193.56	194.49	0.93	X46022		ORG	6
23	9NFR058	GRD09-131	194.49	196.05	1.56	X46023		ORG	6
24	9NFR058	GRD09-131	196.05	197.65	1.60	X46024		ORG	6
25	9NFR058	GRD09-131	197.65	199.43	1.78	X46025		OPD	7
26	9NFR058	GRD09-131	197.65	199.43	1.78	X46026	X46025	DUP	7
27	9NFR058	GRD09-131	199.43	200.67	1.24	X46027		ORG	7
28	9NFR058	GRD09-131	200.67	201.42	0.75	X46028		ORG	7
29	9NFR058	GRD09-131	201.42	202.95	1.53	X46029		ORG	8
30	9NFR058	GRD09-131	202.95	204.29	1.34	X46030		ORG	8
31	9NFR058	GRD09-131	204.29	205.50	1.21	X46031		ORG	8
32	9NFR058	GRD09-131				X46032	13	STD	8
33	9NFR058	GRD09-131	205.50	206.88	1.38	X46033		ORG	9
34	9NFR058	GRD09-131	206.88	207.64	0.76	X46034		ORG	9
35	9NFR058	GRD09-131	207.64	209.10	1.46	X46035		ORG	9

No	Batch_No	Hole_ID	Interval From (m)	Interval To (m)	Length (m)	Sample Number	Orig_SampleID	QC_category
1	9NFR059	GRD09-132	246.21	247.64	1.43	X44211		ORG
2	9NFR059	GRD09-132	247.64	249.23	1.59	X44212		ORG
3	9NFR059	GRD09-132	249.23	249.80	0.57	X44213		ORG
4	9NFR059	GRD09-132	249.80	250.60	0.80	X44214		ORG
5	9NFR059	GRD09-132	250.60	251.25	0.65	X44215		ORG
6	9NFR059	GRD09-132	251.25	252.02	0.77	X44216		ORG
7	9NFR059	GRD09-132	252.02	252.38	0.36	X44217		ORG
8	9NFR059	GRD09-132	252.38	253.77	1.39	X44218		ORG
9	9NFR059	GRD09-132				X44219	19	STD
10	9NFR059	GRD09-132	253.77	255.51	1.74	X44220		OFD
11	9NFR059	GRD09-132	253.77	255.51	1.74	X44221	X44220	DUF
12	9NFR059	GRD09-132	255.51	256.81	1.30	X44222		ORG
13	9NFR059	GRD09-132	256.81	257.23	0.42	X44223		ORG
14	9NFR059	GRD09-132	257.23	258.12	0.89	X44224		ORG
15	9NFR059	GRD09-132	258.12	259.73	1.61	X44225		ORG
16	9NFR059	GRD09-132	259.73	260.75	1.02	X44226		ORG
17	9NFR059	GRD09-132	260.75	262.13	1.38	X44227		ORG
18	9NFR059	GRD09-132	262.13	263.25	1.12	X44228		ORG
19	9NFR059	GRD09-132	263.25	265.00	1.75	X44229		ORG
20	9NFR059	GRD09-132	265.00	266.79	1.79	X44230		ORG
21	9NFR059	GRD09-132	266.79	268.76	1.97	X44231		ORG
22	9NFR059	GRD09-132	268.76	270.72	1.96	X44232		ORG
23	9NFR059	GRD09-132	270.72	271.99	1.27	X44233		ORG
24	9NFR059	GRD09-132	271.99	273.10	1.11	X44234		ORG
25	9NFR059	GRD09-132	273.10	274.87	1.77	X44235		ORG
26	9NFR059	GRD09-132	274.87	276.67	1.80	X44236		ORG
27	9NFR059	GRD09-132	276.67	278.89	2.22	X44237		OPD
28	9NFR059	GRD09-132	276.67	278.89	2.22	X44238	X44237	DUP
29	9NFR059	GRD09-132	278.89	281.78	2.89	X44239		ORG
30	9NFR059	GRD09-132				X44240		BLK
31	9NFR059	GRD09-132	281.78	282.45	0.67	X44241		ORG
32	9NFR059	GRD09-132	282.45	283.65	1.20	X44242		ORG
33	9NFR059	GRD09-132	283.65	284.22	0.57	X44243		ORG
34	9NFR059	GRD09-132	284.22	286.38	2.16	X44244		ORG
35	9NFR059	GRD09-132	286.38	288.04	1.66	X44245		ORG

No	Batch_No	Hole_ID	Interval From (m)	Interval To (m)	Length (m)	Sample Number	Orig_SampleID	QC_category
1	9NFR060	GRD09-131	209.10	209.97	0.87	X46036		ORG
2	9NFR060	GRD09-131	209.97	211.24	1.27	X46037		ORG
3	9NFR060	GRD09-131	211.24	212.45	1.21	X46038		ORG
4	9NFR060	GRD09-131	212.45	213.88	1.43	X46039		ORG
5	9NFR060	GRD09-131	213.88	214.60	0.72	X46040		ORG
6	9NFR060	GRD09-131	214.60	215.23	0.63	X46041		ORG
7	9NFR060	GRD09-131	215.23	217.21	1.98	X46042		ORG
8	9NFR060	GRD09-131	217.21	218.83	1.62	X46043		OPD
9	9NFR060	GRD09-131	217.21	218.83	1.62	X46044	X46043	DUP
10	9NFR060	GRD09-131	218.83	220.82	1.99	X46045		ORG
11	9NFR060	GRD09-131	220.82	222.00	1.18	X46046		ORG
12	9NFR060	GRD09-131	222.00	223.15	1.15	X46047		ORG
13	9NFR060	GRD09-131	223.15	224.12	0.97	X46048		ORG
14	9NFR060	GRD09-131	224.12	224.93	0.81	X46049		ORG
15	9NFR060	GRD09-131	224.93	225.58	0.65	X46050		ORG
16	9NFR060	GRD09-131	225.58	227.08	1.50	X46051		ORG
17	9NFR060	GRD09-131	227.08	228.28	1.20	X46052		ORG
18	9NFR060	GRD09-131	228.28	229.55	1.27	X46053		ORG
19	9NFR060	GRD09-131	229.55	230.67	1.12	X46054		ORG
20	9NFR060	GRD09-131	230.67	231.96	1.29	X46055		ORG
21	9NFR060	GRD09-131	231.96	233.06	1.10	X46056		ORG
22	9NFR060	GRD09-131	233.06	234.88	1.82	X46057		ORG
23	9NFR060	GRD09-131	234.88	236.22	1.34	X46058		OFD
24	9NFR060	GRD09-131	236.22	237.74	1.52	X46059		ORG
25	9NFR060	GRD09-131	237.74	239.51	1.77	X46060		ORG
26	9NFR060	GRD09-131	239.51	241.00	1.49	X46061		ORG
27	9NFR060	GRD09-131	234.88	236.22	1.34	X46062	X46058	DUF
28	9NFR060	GRD09-131	241.00	242.73	1.73	X46063		ORG
29	9NFR060	GRD09-131	242.73	244.50	1.77	X46064		ORG
30	9NFR060	GRD09-131	244.50	246.19	1.69	X46065		ORG
31	9NFR060	GRD09-131	246.19	248.18	1.99	X46066		ORG
32	9NFR060	GRD09-131				X46067	20A	STD
33	9NFR060	GRD09-131	248.18	249.02	0.84	X46068		ORG
34	9NFR060	GRD09-131	249.02	250.77	1.75	X46069		ORG
35	9NFR060	GRD09-131				X46070		BLK

No	Batch_No	Hole_ID	Interval From (m)	Interval To (m)	Length (m)	Sample Number	Orig_SampleID	QC_category
1	9NFR061	GRD09-133	14.90	16.50	1.60	X47007		ORG
2	9NFR061	GRD09-133	16.50	18.41	1.91	X47008		ORG
3	9NFR061	GRD09-133	18.41	20.54	2.13	X47009		OCD
4	9NFR061	GRD09-133	18.41	20.54	2.13	X47010	X47009	DUC
5	9NFR061	GRD09-133	20.54	22.50	1.96	X47011		ORG
6	9NFR061	GRD09-133	22.50	24.26	1.76	X47012		ORG
7	9NFR061	GRD09-133	24.26	26.00	1.74	X47013		ORG
8	9NFR061	GRD09-133	26.00	27.12	1.12	X47014		ORG
9	9NFR061	GRD09-133	27.12	28.11	0.99	X47015		ORG
10	9NFR061	GRD09-133	28.11	28.60	0.49	X47016		ORG
11	9NFR061	GRD09-133	28.60	30.50	1.90	X47017		ORG
12	9NFR061	GRD09-133				X47018		BLK
13	9NFR061	GRD09-133	30.50	32.50	2.00	X47019		ORG
14	9NFR061	GRD09-133	32.50	33.50	1.00	X47020		ORG
15	9NFR061	GRD09-133	33.50	34.83	1.33	X47021		ORG
16	9NFR061	GRD09-133	34.83	36.00	1.17	X47022		ORG
17	9NFR061	GRD09-133	36.00	38.00	2.00	X47023		OPD
18	9NFR061	GRD09-133	36.00	38.00	2.00	X47024	X47023	DUP
19	9NFR061	GRD09-133	38.00	40.00	2.00	X47025		ORG
20	9NFR061	GRD09-133	40.00	41.90	1.90	X47026		ORG
21	9NFR061	GRD09-133	41.90	42.76	0.86	X47027		ORG
22	9NFR061	GRD09-133	42.76	44.79	2.03	X47028		ORG
23	9NFR061	GRD09-133	44.79	46.50	1.71	X47029		ORG
24	9NFR061	GRD09-133	46.50	48.28	1.78	X47030		ORG
25	9NFR061	GRD09-133	48.28	50.00	1.72	X47031		ORG
26	9NFR061	GRD09-133	50.00	52.00	2.00	X47032		ORG
27	9NFR061	GRD09-133	52.00	54.00	2.00	X47033		ORG
28	9NFR061	GRD09-133	54.00	55.76	1.76	X47034		ORG
29	9NFR061	GRD09-133	55.76	56.84	1.08	X47035		ORG
30	9NFR061	GRD09-133				X47036	20A	STD
31	9NFR061	GRD09-133	56.84	58.00	1.16	X47037		ORG
32	9NFR061	GRD09-133	58.00	59.93	1.93	X47038		ORG
33	9NFR061	GRD09-133	59.93	61.27	1.34	X47039		ORG
34	9NFR061	GRD09-133	61.27	63.00	1.73	X47040		ORG
35	9NFR061	GRD09-133	63.00	65.11	2.11	X47041		ORG

No	Batch_No	Hole_ID	Interval From (m)	Interval To (m)	Length (m)	Sample Number	Orig_SampleID	QC_category
1	9NFR062	GRD09-132	288.04	290.07	2.03	X44246		ORG
2	9NFR062	GRD09-132	290.07	292.24	2.17	X44247		ORG
3	9NFR062	GRD09-132	292.24	294.00	1.76	X44248		ORG
4	9NFR062	GRD09-132	294.00	294.55	0.55	X44249		ORG
5	9NFR062	GRD09-132	294.55	296.67	2.12	X44250		ORG
6	9NFR062	GRD09-132	296.67	297.09	0.42	X44251		ORG
7	9NFR062	GRD09-132	297.09	299.25	2.16	X44252		ORG
8	9NFR062	GRD09-132	299.25	300.63	1.38	X44253		ORG
9	9NFR062	GRD09-132				X44254		BLK
10	9NFR062	GRD09-132	300.63	301.57	0.94	X44255		ORG
11	9NFR062	GRD09-132	301.57	303.25	1.68	X44256		ORG
12	9NFR062	GRD09-132	303.25	304.81	1.56	X44257		ORG
13	9NFR062	GRD09-132	304.81	306.04	1.23	X44258		ORG
14	9NFR062	GRD09-132	306.04	306.52	0.48	X44259		ORG
15	9NFR062	GRD09-132	306.52	306.86	0.34	X44260		ORG
16	9NFR062	GRD09-132	306.86	308.43	1.57	X44261		ORG
17	9NFR062	GRD09-132	308.43	309.80	1.37	X44262		ORG
18	9NFR062	GRD09-132	309.80	310.23	0.43	X44263		ORG
19	9NFR062	GRD09-132	310.23	311.07	0.84	X44264		ORG
20	9NFR062	GRD09-132	311.07	312.59	1.52	X44265		ORG
21	9NFR062	GRD09-132	312.59	314.56	1.97	X44266		ORG
22	9NFR062	GRD09-132	314.56	316.00	1.44	X44267		ORG
23	9NFR062	GRD09-132	316.00	317.32	1.32	X44268		ORG
24	9NFR062	GRD09-132	317.32	319.29	1.97	X44269		ORG
25	9NFR062	GRD09-132	319.29	321.50	2.21	X44270		OFD
26	9NFR062	GRD09-132	319.29	321.50	2.21	X44271	X44270	DUF
27	9NFR062	GRD09-132	321.50	322.04	0.54	X44272		ORG
28	9NFR062	GRD09-132	322.04	324.12	2.08	X44273		ORG
29	9NFR062	GRD09-132	324.12	326.13	2.01	X44274		ORG
30	9NFR062	GRD09-132	326.13	327.89	1.76	X44275		ORG
31	9NFR062	GRD09-132				X44276	5E	STD
32	9NFR062	GRD09-132	327.89	328.76	0.87	X44277		OPD
33	9NFR062	GRD09-132	327.89	328.76	0.87	X44278	X44277	DUP
34	9NFR062	GRD09-132	328.76	331.11	2.35	X44279		ORG
35	9NFR062	GRD09-132	331.11	333.39	2.28	X44280		ORG

No	Batch_No	Hole_ID	Interval From (m)	Interval To (m)	Length (m)	Sample Number	Orig_SampleID	QC_category
1	9NFR063	GRD09-131	250.77	251.58	0.81	X46071		ORG
2	9NFR063	GRD09-131	251.58	253.16	1.58	X46072		ORG
3	9NFR063	GRD09-131	253.16	254.10	0.94	X46073		ORG
4	9NFR063	GRD09-131	254.10	255.52	1.42	X46074		ORG
5	9NFR063	GRD09-131	255.52	257.38	1.86	X46075		OCD
6	9NFR063	GRD09-131	255.52	257.38	1.86	X46076	X46075	DUC
7	9NFR063	GRD09-131	257.38	258.70	1.32	X46077		ORG
8	9NFR063	GRD09-131	258.70	259.99	1.29	X46078		ORG
9	9NFR063	GRD09-131	259.99	261.39	1.40	X46079		ORG
10	9NFR063	GRD09-131	261.39	262.33	0.94	X46080		ORG
11	9NFR063	GRD09-131	262.33	263.12	0.79	X46081		ORG
12	9NFR063	GRD09-131	263.12	264.95	1.83	X46082		ORG
13	9NFR063	GRD09-131	264.95	265.84	0.89	X46083		ORG
14	9NFR063	GRD09-131	265.84	267.70	1.86	X46084		ORG
15	9NFR063	GRD09-131	267.70	269.00	1.30	X46085		ORG
16	9NFR063	GRD09-131	269.00	270.80	1.80	X46086		ORG
17	9NFR063	GRD09-131				X46087	5E	STD
18	9NFR063	GRD09-131	270.80	272.17	1.37	X46088		ORG
19	9NFR063	GRD09-131	272.17	273.20	1.03	X46089		ORG
20	9NFR063	GRD09-131				X46090		BLK
21	9NFR063	GRD09-131	273.20	274.30	1.10	X46091		ORG
22	9NFR063	GRD09-131	274.30	276.30	2.00	X46092		ORG
23	9NFR063	GRD09-131	276.30	278.22	1.92	X46093		ORG
24	9NFR063	GRD09-131	278.22	279.78	1.56	X46094		OPD
25	9NFR063	GRD09-131	278.22	279.78	1.56	X46095	X46094	DUP
26	9NFR063	GRD09-131	279.78	281.44	1.66	X46096		ORG
27	9NFR063	GRD09-131	281.44	281.89	0.45	X46097		ORG
28	9NFR063	GRD09-131	281.89	283.33	1.44	X46098		ORG
29	9NFR063	GRD09-131	283.33	284.58	1.25	X46099		ORG
30	9NFR063	GRD09-131	284.58	286.39	1.81	X46100		ORG
31	9NFR063	GRD09-131	286.39	287.54	1.15	X46101		ORG
32	9NFR063	GRD09-131	287.54	288.38	0.84	X46102		ORG
33	9NFR063	GRD09-131	288.38	288.82	0.44	X46103		ORG
34	9NFR063	GRD09-131	288.82	290.16	1.34	X46104		ORG
35	9NFR063	GRD09-131	290.16	291.11	0.95	X46105		ORG

No	Batch_No	Hole_ID	Interval From (m)	Interval To (m)	Length (m)	Sample Number	Orig_SampleID	QC_category
1	9NFR064	GRD09-133	65.11	67.18	2.07	X47042		ORG
2	9NFR064	GRD09-133	67.18	68.15	0.97	X47043		ORG
3	9NFR064	GRD09-133	68.15	68.86	0.71	X47044		ORG
4	9NFR064	GRD09-133				X47045		BLK
5	9NFR064	GRD09-133	68.86	70.28	1.42	X47046		ORG
6	9NFR064	GRD09-133	70.28	71.12	0.84	X47047		ORG
7	9NFR064	GRD09-133	71.12	72.73	1.61	X47048		ORG
8	9NFR064	GRD09-133	72.73	74.68	1.95	X47049		OCD
9	9NFR064	GRD09-133	72.73	74.68	1.95	X47050	X47049	DUC
10	9NFR064	GRD09-133	74.68	75.52	0.84	X47051		ORG
11	9NFR064	GRD09-133	75.52	77.00	1.48	X47052		ORG
12	9NFR064	GRD09-133	77.00	78.07	1.07	X47053		ORG
13	9NFR064	GRD09-133	78.07	78.95	0.88	X47054		ORG
14	9NFR064	GRD09-133	78.95	80.00	1.05	X47055		ORG
15	9NFR064	GRD09-133	80.00	82.00	2.00	X47056		ORG
16	9NFR064	GRD09-133	82.00	84.11	2.11	X47057		ORG
17	9NFR064	GRD09-133				X47058	13	STD
18	9NFR064	GRD09-133	84.11	86.44	2.33	X47059		ORG
19	9NFR064	GRD09-133	86.44	88.00	1.56	X47060		ORG
20	9NFR064	GRD09-133	88.00	89.11	1.11	X47061		ORG
21	9NFR064	GRD09-133	89.11	91.23	2.12	X47062		ORG
22	9NFR064	GRD09-133	91.23	92.50	1.27	X47063		ORG
23	9NFR064	GRD09-133	92.50	93.97	1.47	X47064		OPD
24	9NFR064	GRD09-133	92.50	93.97	1.47	X47065	X47064	DUP
25	9NFR064	GRD09-133	93.97	96.00	2.03	X47066		ORG
26	9NFR064	GRD09-133	96.00	98.00	2.00	X47067		ORG
27	9NFR064	GRD09-133	98.00	99.36	1.36	X47068		ORG
28	9NFR064	GRD09-133	99.36	100.20	0.84	X47069		ORG
29	9NFR064	GRD09-133	100.20	102.00	1.80	X47070		ORG
30	9NFR064	GRD09-133	102.00	103.17	1.17	X47071		ORG
31	9NFR064	GRD09-133	103.17	104.34	1.17	X47072		ORG
32	9NFR064	GRD09-133	104.34	105.23	0.89	X47073		ORG
33	9NFR064	GRD09-133	105.23	107.14	1.91	X47074		ORG
34	9NFR064	GRD09-133	107.14	108.91	1.77	X47075		ORG
35	9NFR064	GRD09-133	108.91	109.63	0.72	X47076		ORG

No	Batch_No	Hole_ID	Interval From (m)	Interval To (m)	Length (m)	Sample Number	Orig_SampleID	QC_category
1	9NFR065	GRD09-132	333.39	335.55	2.16	X44281		ORG
2	9NFR065	GRD09-132	335.55	336.80	1.25	X44282		ORG
3	9NFR065	GRD09-132	336.80	339.21	2.41	X44283		ORG
4	9NFR065	GRD09-132	339.21	340.09	0.88	X44284		ORG
5	9NFR065	GRD09-132	340.09	341.82	1.73	X44285		ORG
6	9NFR065	GRD09-132	341.82	342.46	0.64	X44286		ORG
7	9NFR065	GRD09-132	342.46	344.11	1.65	X44287		ORG
8	9NFR065	GRD09-132	344.11	345.95	1.84	X44288		ORG
9	9NFR065	GRD09-132	345.95	348.25	2.30	X44289		ORG
10	9NFR065	GRD09-132	348.25	348.58	0.33	X44290		ORG
11	9NFR065	GRD09-132				X44291	5E	STD
12	9NFR065	GRD09-132	348.58	350.78	2.20	X44292		ORG
13	9NFR065	GRD09-132	350.78	352.08	1.30	X44293		ORG
14	9NFR065	GRD09-132	352.08	352.68	0.60	X44294		ORG
15	9NFR065	GRD09-132	352.68	353.61	0.93	X44295		ORG
16	9NFR065	GRD09-132	353.61	355.54	1.93	X44296		ORG
17	9NFR065	GRD09-132	355.54	357.42	1.88	X44297		ORG
18	9NFR065	GRD09-132	357.42	358.90	1.48	X44298		ORG
19	9NFR065	GRD09-132	358.90	360.75	1.85	X44299		ORG
20	9NFR065	GRD09-132	360.75	362.31	1.56	X44300		ORG
21	9NFR065	GRD09-132				X44301		BLK
22	9NFR065	GRD09-132	362.31	364.10	1.79	X44302		ORG
23	9NFR065	GRD09-132	364.10	365.98	1.88	X44303		ORG
24	9NFR065	GRD09-132	365.98	367.63	1.65	X44304		ORG
25	9NFR065	GRD09-132	367.63	369.13	1.50	X44305		OPD
26	9NFR065	GRD09-132	367.63	369.13	1.50	X44306	X44305	DUP
27	9NFR065	GRD09-132	369.13	371.21	2.08	X44307		ORG
28	9NFR065	GRD09-132	371.21	372.26	1.05	X44308		ORG
29	9NFR065	GRD09-132	372.26	374.31	2.05	X44309		ORG
30	9NFR065	GRD09-132	374.31	376.43	2.12	X44310		ORG
31	9NFR065	GRD09-132	376.43	378.30	1.87	X44311		ORG
32	9NFR065	GRD09-132	378.30	379.90	1.60	X44312		ORG
33	9NFR065	GRD09-132	379.90	381.27	1.37	X44313		OCD
34	9NFR065	GRD09-132	379.90	381.27	1.37	X44314	X44313	DUC
35	9NFR065	GRD09-132	381.27	381.87	0.60	X44315		ORG

No	Batch_No	Hole_ID	Interval From (m)	Interval To (m)	Length (m)	Sample Number	Orig_SampleID	QC_category
1	9NFR066	GRD09-133	109.63	111.66	2.03	X47077		ORG
2	9NFR066	GRD09-133	111.66	112.43	0.77	X47078		ORG
3	9NFR066	GRD09-133	112.43	113.73	1.30	X47079		ORG
4	9NFR066	GRD09-133				X47080	74	STD
5	9NFR066	GRD09-133	113.73	114.54	0.81	X47081		ORG
6	9NFR066	GRD09-133	114.54	115.56	1.02	X47082		ORG
7	9NFR066	GRD09-133	115.56	117.00	1.44	X47083		ORG
8	9NFR066	GRD09-133	117.00	118.76	1.76	X47084		ORG
9	9NFR066	GRD09-133	118.76	119.43	0.67	X47085		ORG
10	9NFR066	GRD09-133	119.43	120.77	1.34	X47086		OPD
11	9NFR066	GRD09-133	119.43	120.77	1.34	X47087	X47086	DUP
12	9NFR066	GRD09-133	120.77	121.22	0.45	X47088		ORG
13	9NFR066	GRD09-133	121.22	123.00	1.78	X47089		ORG
14	9NFR066	GRD09-133	123.00	125.00	2.00	X47090		ORG
15	9NFR066	GRD09-133	125.00	127.00	2.00	X47091		ORG
16	9NFR066	GRD09-133	127.00	129.00	2.00	X47092		OFD
17	9NFR066	GRD09-133	127.00	129.00	2.00	X47093	X47092	DUF
18	9NFR066	GRD09-133	129.00	131.00	2.00	X47094		ORG
19	9NFR066	GRD09-133	131.00	133.00	2.00	X47095		ORG
20	9NFR066	GRD09-133	133.00	134.50	1.50	X47096		ORG
21	9NFR066	GRD09-133	134.50	135.89	1.39	X47097		ORG
22	9NFR066	GRD09-133	135.89	136.45	0.56	X47098		ORG
23	9NFR066	GRD09-133	136.45	137.50	1.05	X47099		ORG
24	9NFR066	GRD09-133	137.50	138.97	1.47	X47100		ORG
25	9NFR066	GRD09-133				X47101		BLK
26	9NFR066	GRD09-133	138.97	139.54	0.57	X47102		ORG
27	9NFR066	GRD09-133	139.54	140.44	0.90	X47103		ORG
28	9NFR066	GRD09-133	140.44	142.03	1.59	X47104		ORG
29	9NFR066	GRD09-133	142.03	144.20	2.17	X47105		ORG
30	9NFR066	GRD09-133	144.20	146.00	1.80	X47106		ORG
31	9NFR066	GRD09-133	146.00	148.00	2.00	X47107		ORG
32	9NFR066	GRD09-133	148.00	149.22	1.22	X47108		ORG
33	9NFR066	GRD09-133	149.22	149.87	0.65	X47109		ORG
34	9NFR066	GRD09-133	149.87	151.00	1.13	X47110		ORG
35	9NFR066	GRD09-133	151.00	152.40	1.40	X47111		ORG

No	Batch_No	Hole_ID	Interval From (m)	Interval To (m)	Length (m)	Sample Number	Orig_SampleID	QC_category
1	9NFR067	GRD09-133	152.40	153.85	1.45	X47112		ORG
2	9NFR067	GRD09-133	153.85	155.00	1.15	X47113		ORG
3	9NFR067	GRD09-133	155.00	156.19	1.19	X47114		ORG
4	9NFR067	GRD09-133	156.19	157.49	1.30	X47115		ORG
5	9NFR067	GRD09-133	157.49	159.71	2.22	X47116		OCD
6	9NFR067	GRD09-133	157.49	159.71	2.22	X47117	X47116	DUC
7	9NFR067	GRD09-133	159.71	161.13	1.42	X47118		ORG
8	9NFR067	GRD09-133	161.13	163.10	1.97	X47119		ORG
9	9NFR067	GRD09-133	163.10	165.29	2.19	X47120		ORG
10	9NFR067	GRD09-133	165.29	165.98	0.69	X47121		ORG
11	9NFR067	GRD09-133	165.98	166.59	0.61	X47122		ORG
12	9NFR067	GRD09-133	166.59	167.47	0.88	X47123		ORG
13	9NFR067	GRD09-133				X47124	5E	STD
14	9NFR067	GRD09-133	167.47	167.91	0.44	X47125		ORG
15	9NFR067	GRD09-133	167.91	168.80	0.89	X47126		ORG
16	9NFR067	GRD09-133	168.80	170.00	1.20	X47127		ORG
17	9NFR067	GRD09-133	170.00	171.19	1.19	X47128		ORG
18	9NFR067	GRD09-133	171.19	172.77	1.58	X47129		ORG
19	9NFR067	GRD09-133	172.77	174.00	1.23	X47130		ORG
20	9NFR067	GRD09-133	174.00	176.00	2.00	X47131		ORG
21	9NFR067	GRD09-133	176.00	177.88	1.88	X47132		ORG
22	9NFR067	GRD09-133	177.88	179.00	1.12	X47133		ORG
23	9NFR067	GRD09-133	179.00	180.73	1.73	X47134		ORG
24	9NFR067	GRD09-133	180.73	181.51	0.78	X47135		ORG
25	9NFR067	GRD09-133				X47136		BLK
26	9NFR067	GRD09-133	181.51	182.93	1.42	X47137		ORG
27	9NFR067	GRD09-133	182.93	184.00	1.07	X47138		ORG
28	9NFR067	GRD09-133	184.00	186.00	2.00	X47139		OPD
29	9NFR067	GRD09-133	184.00	186.00	2.00	X47140	X47139	DUP
30	9NFR067	GRD09-133	186.00	187.55	1.55	X47141		ORG
31	9NFR067	GRD09-133	187.55	189.50	1.95	X47142		ORG
32	9NFR067	GRD09-133	189.50	191.28	1.78	X47143		ORG
33	9NFR067	GRD09-133	191.28	192.69	1.41	X47144		ORG
34	9NFR067	GRD09-133	192.69	193.30	0.61	X47145		ORG
35	9NFR067	GRD09-133	193.30	194.95	1.65	X47146		ORG
36	9NFR067	GRD09-133	194.95	196.74	1.79	X47147		ORG

No	Batch_No	Hole_ID	Interval From (m)	Interval To (m)	Length (m)	Sample Number	Orig_SampleID	QC_category
1	9NFR068	GRD09-131	291.11	291.52	0.41	X46106		ORG
2	9NFR068	GRD09-131	291.52	292.11	0.59	X46107		ORG
3	9NFR068	GRD09-131	292.11	293.16	1.05	X46108		ORG
4	9NFR068	GRD09-131	293.16	294.54	1.38	X46109		ORG
5	9NFR068	GRD09-131	294.54	295.74	1.20	X46110		ORG
6	9NFR068	GRD09-131	295.74	296.89	1.15	X46111		ORG
7	9NFR068	GRD09-131	296.89	298.47	1.58	X46112		ORG
8	9NFR068	GRD09-131	298.47	299.85	1.38	X46113		ORG
9	9NFR068	GRD09-131	299.85	301.00	1.15	X46114		ORG
10	9NFR068	GRD09-131	301.00	301.76	0.76	X46115		ORG
11	9NFR068	GRD09-134	0.00	1.52	1.52	X46116		ORG
12	9NFR068	GRD09-134	1.52	4.25	2.73	X46117		ORG
13	9NFR068	GRD09-134	4.25	6.10	1.85	X46118		ORG
14	9NFR068	GRD09-134	6.10	7.51	1.41	X46119		ORG
15	9NFR068	GRD09-134	7.51	8.50	0.99	X46120		ORG
16	9NFR068	GRD09-134	8.50	10.35	1.85	X46121		ORG
17	9NFR068	GRD09-134	10.35	12.48	2.13	X46122		ORG
18	9NFR068	GRD09-134				X46123		BLK
19	9NFR068	GRD09-134	12.48	13.72	1.24	X46124		ORG
20	9NFR068	GRD09-134	13.72	14.66	0.94	X46125		ORG
21	9NFR068	GRD09-134	14.66	16.33	1.67	X46126		ORG
22	9NFR068	GRD09-134				X46127	74	STD
23	9NFR068	GRD09-134	16.33	18.29	1.96	X46128		ORG
24	9NFR068	GRD09-134	18.29	20.00	1.71	X46129		ORG
25	9NFR068	GRD09-134	20.00	21.72	1.72	X46130		ORG
26	9NFR068	GRD09-134	21.72	23.12	1.40	X46131		ORG
27	9NFR068	GRD09-134	23.12	24.38	1.26	X46132		ORG
28	9NFR068	GRD09-134	24.38	26.40	2.02	X46133		OPD
29	9NFR068	GRD09-134	24.38	26.40	2.02	X46134	X46133	DUP
30	9NFR068	GRD09-134	26.40	27.43	1.03	X46135		ORG
31	9NFR068	GRD09-134	27.43	29.06	1.63	X46136		ORG
32	9NFR068	GRD09-134	29.06	30.89	1.83	X46137		OFD
33	9NFR068	GRD09-134	30.89	32.33	1.44	X46138		ORG
34	9NFR068	GRD09-134	32.33	32.96	0.63	X46139		ORG
35	9NFR068	GRD09-134	29.06	30.89	1.83	X46140	X46137	DUF

No	Batch_No	Hole_ID	Interval From (m)	Interval To (m)	Length (m)	Sample Number	Orig_SampleID	QC_category
1	9NFR069	GRD09-132	381.87	382.52	0.65	X44316		ORG
2	9NFR069	GRD09-132	382.52	384.06	1.54	X44317		ORG
3	9NFR069	GRD09-132	384.06	385.94	1.88	X44318		ORG
4	9NFR069	GRD09-132	385.94	387.63	1.69	X44319		ORG
5	9NFR069	GRD09-132	387.63	388.13	0.50	X44320		ORG
6	9NFR069	GRD09-132	388.13	389.66	1.53	X44321		ORG
7	9NFR069	GRD09-132	389.66	391.19	1.53	X44322		ORG
8	9NFR069	GRD09-132	391.19	392.42	1.23	X44323		OPD
9	9NFR069	GRD09-132	391.19	392.42	1.23	X44324	X44323	DUP
10	9NFR069	GRD09-132	392.42	393.88	1.46	X44325		ORG
11	9NFR069	GRD09-132	393.88	394.52	0.64	X44326		ORG
12	9NFR069	GRD09-132	394.52	396.47	1.95	X44327		ORG
13	9NFR069	GRD09-132	396.47	398.67	2.20	X44328		ORG
14	9NFR069	GRD09-132	398.67	400.81	2.14	X44329		OFD
15	9NFR069	GRD09-132	398.67	400.81	2.14	X44330	X44329	DUF
16	9NFR069	GRD09-132	400.81	402.75	1.94	X44331		ORG
17	9NFR069	GRD09-132				X44332		BLK
18	9NFR069	GRD09-132	402.75	404.80	2.05	X44333		ORG
19	9NFR069	GRD09-132	404.80	406.42	1.62	X44334		ORG
20	9NFR069	GRD09-132				X44335	20A	STD
21	9NFR069	GRD09-132	406.42	407.48	1.06	X44336		ORG
22	9NFR069	GRD09-132	407.48	409.58	2.10	X44337		ORG
23	9NFR069	GRD09-132	409.58	411.70	2.12	X44338		ORG
24	9NFR069	GRD09-132	411.70	413.80	2.10	X44339		ORG
25	9NFR069	GRD09-132	413.80	415.55	1.75	X44340		ORG
26	9NFR069	GRD09-132	415.55	417.10	1.55	X44341		ORG
27	9NFR069	GRD09-132	417.10	417.56	0.46	X44342		ORG
28	9NFR069	GRD09-132	417.56	419.10	1.54	X44343		ORG
29	9NFR069	GRD09-132	419.10	420.00	0.90	X44344		ORG
30	9NFR069	GRD09-132	420.00	421.09	1.09	X44345		ORG
31	9NFR069	GRD09-132	421.09	422.29	1.20	X44346		ORG
32	9NFR069	GRD09-132	422.29	423.00	0.71	X44347		ORG
33	9NFR069	GRD09-132	423.00	424.03	1.03	X44348		ORG
34	9NFR069	GRD09-132	424.03	425.38	1.35	X44349		ORG
35	9NFR069	GRD09-132	425.38	427.40	2.02	X44350		ORG

No	Batch_No	Hole_ID	Interval From (m)	Interval To (m)	Length (m)	Sample Number	Orig_SampleID	QC_category
1	9NFR070	GRD09-134	32.96	33.53	0.57	X46141		ORG
2	9NFR070	GRD09-134	33.53	34.34	0.81	X46142		ORG
3	9NFR070	GRD09-134	34.34	36.23	1.89	X46143		OPD
4	9NFR070	GRD09-134	34.34	36.23	1.89	X46144	X46143	DUP
5	9NFR070	GRD09-134	36.23	38.10	1.87	X46145		ORG
6	9NFR070	GRD09-134	38.10	40.15	2.05	X46146		ORG
7	9NFR070	GRD09-134	40.15	42.15	2.00	X46147		ORG
8	9NFR070	GRD09-134	42.15	44.08	1.93	X46148		ORG
9	9NFR070	GRD09-134	44.08	45.50	1.42	X46149		ORG
10	9NFR070	GRD09-134				X46150		BLK
11	9NFR070	GRD09-134	45.50	47.24	1.74	X46151		ORG
12	9NFR070	GRD09-134	47.24	49.08	1.84	X46152		ORG
13	9NFR070	GRD09-134	49.08	50.29	1.21	X46153		ORG
14	9NFR070	GRD09-134				X46154	74	STD
15	9NFR070	GRD09-134	50.29	51.39	1.10	X46155		ORG
16	9NFR070	GRD09-134	51.39	53.11	1.72	X46156		ORG
17	9NFR070	GRD09-134	53.11	53.72	0.61	X46157		ORG
18	9NFR070	GRD09-134	53.72	55.70	1.98	X46158		ORG
19	9NFR070	GRD09-134	55.70	57.30	1.60	X46159		ORG
20	9NFR070	GRD09-134	57.30	59.01	1.71	X46160		ORG
21	9NFR070	GRD09-134	59.01	60.70	1.69	X46161		ORG
22	9NFR070	GRD09-134	60.70	62.35	1.65	X46162		ORG
23	9NFR070	GRD09-134	62.35	64.43	2.08	X46163		ORG
24	9NFR070	GRD09-134	64.43	65.86	1.43	X46164		OCD
25	9NFR070	GRD09-134	64.43	65.86	1.43	X46165	X46164	DUC
26	9NFR070	GRD09-134	65.86	67.58	1.72	X46166		ORG
27	9NFR070	GRD09-134	67.58	69.45	1.87	X46167		ORG
28	9NFR070	GRD09-134	69.45	71.45	2.00	X46168		ORG
29	9NFR070	GRD09-134	71.45	73.28	1.83	X46169		ORG
30	9NFR070	GRD09-134	73.28	74.97	1.69	X46170		ORG
31	9NFR070	GRD09-134	74.97	76.75	1.78	X46171		ORG
32	9NFR070	GRD09-134	76.75	78.67	1.92	X46172		ORG
33	9NFR070	GRD09-134	78.67	80.51	1.84	X46173		ORG
34	9NFR070	GRD09-134	80.51	82.48	1.97	X46174		ORG
35	9NFR070	GRD09-134	82.48	84.14	1.66	X46175		ORG
36	9NFR070	GRD09-134	84.14	85.69	1.55	X46176		ORG

No	Batch_No	Hole_ID	Interval From (m)	Interval To (m)	Length (m)	Sample Number	Orig_SampleID	QC_category
1	9NFR071	GRD09-132	427.40	429.33	1.93	X44351		ORG
2	9NFR071	GRD09-132	429.33	431.29	1.96	X44352		ORG
3	9NFR071	GRD09-132	431.29	432.70	1.41	X44353		ORG
4	9NFR071	GRD09-132	432.70	433.73	1.03	X44354		ORG
5	9NFR071	GRD09-132	433.73	434.38	0.65	X44355		ORG
6	9NFR071	GRD09-132	434.38	435.42	1.04	X44356		OCD
7	9NFR071	GRD09-132	434.38	435.42	1.04	X44357	X44356	DUC
8	9NFR071	GRD09-132	435.42	437.27	1.85	X44358		ORG
9	9NFR071	GRD09-132	437.27	437.56	0.29	X44359		ORG
10	9NFR071	GRD09-132	437.56	438.56	1.00	X44360		ORG
11	9NFR071	GRD09-132	438.56	439.87	1.31	X44361		ORG
12	9NFR071	GRD09-132	439.87	440.83	0.96	X44362		ORG
13	9NFR071	GRD09-132	440.83	442.45	1.62	X44363		ORG
14	9NFR071	GRD09-132	442.45	443.60	1.15	X44364		ORG
15	9NFR071	GRD09-132	443.60	445.16	1.56	X44365		ORG
16	9NFR071	GRD09-132	445.16	447.30	2.14	X44366		OPD
17	9NFR071	GRD09-132	445.16	447.30	2.14	X44367	X44366	DUP
18	9NFR071	GRD09-132	447.30	449.50	2.20	X44368		ORG
19	9NFR071	GRD09-132	449.50	451.10	1.60	X44369		ORG
20	9NFR071	GRD09-132	451.10	451.59	0.49	X44370		ORG
21	9NFR071	GRD09-132	451.59	452.40	0.81	X44371		ORG
22	9NFR071	GRD09-132	452.40	453.30	0.90	X44372		ORG
23	9NFR071	GRD09-132	453.30	454.30	1.00	X44373		ORG
24	9NFR071	GRD09-132	454.30	455.04	0.74	X44374		ORG
25	9NFR071	GRD09-132	455.04	455.68	0.64	X44375		ORG
26	9NFR071	GRD09-135	0.00	6.10	6.10	X44376		ORG
27	9NFR071	GRD09-135	6.10	9.17	3.07	X44377		ORG
28	9NFR071	GRD09-135	9.17	11.17	2.00	X44378		ORG
29	9NFR071	GRD09-135	11.17	12.85	1.68	X44379		ORG
30	9NFR071	GRD09-135	12.85	14.85	2.00	X44380		ORG
31	9NFR071	GRD09-135	14.85	16.85	2.00	X44381		ORG
32	9NFR071	GRD09-135			0.00	X44382	13	STD
33	9NFR071	GRD09-135	16.85	19.81	2.96	X44383		ORG
34	9NFR071	GRD09-135	19.81	22.01	2.20	X44384		ORG
35	9NFR071	GRD09-135			0.00	X44385		BLK
36	9NFR071	GRD09-135	22.01	24.01	2.00	X44386		ORG

No	Batch_No	Hole_ID	Interval From (m)	Interval To (m)	Length (m)	Sample Number	Orig_SampleID	QC_category
1	9NFR072	GRD09-133	196.74	198.00	1.26	X47148		ORG
2	9NFR072	GRD09-133	198.00	199.97	1.97	X47149		ORG
3	9NFR072	GRD09-133	199.97	201.22	1.25	X47150		ORG
4	9NFR072	GRD09-133	201.22	202.39	1.17	X47151		ORG
5	9NFR072	GRD09-133	202.39	203.08	0.69	X47152		ORG
6	9NFR072	GRD09-133				X47153		BLK
7	9NFR072	GRD09-133	203.08	204.06	0.98	X47154		ORG
8	9NFR072	GRD09-133	204.06	205.49	1.43	X47155		ORG
9	9NFR072	GRD09-133	205.49	206.88	1.39	X47156		ORG
10	9NFR072	GRD09-133	206.88	207.98	1.10	X47157		ORG
11	9NFR072	GRD09-133	207.98	208.50	0.52	X47158		ORG
12	9NFR072	GRD09-133	208.50	209.71	1.21	X47159		OFD
13	9NFR072	GRD09-133	208.50	209.71	1.21	X47160	X47159	DUF
14	9NFR072	GRD09-133	209.71	211.50	1.79	X47161		ORG
15	9NFR072	GRD09-133	211.50	213.19	1.69	X47162		ORG
16	9NFR072	GRD09-133	213.19	213.59	0.40	X47163		ORG
17	9NFR072	GRD09-133	213.59	214.49	0.90	X47164		ORG
18	9NFR072	GRD09-133	214.49	215.01	0.52	X47165		ORG
19	9NFR072	GRD09-133	215.01	216.20	1.19	X47166		ORG
20	9NFR072	GRD09-133	216.20	217.34	1.14	X47167		ORG
21	9NFR072	GRD09-133	217.34	218.50	1.16	X47168		ORG
22	9NFR072	GRD09-133	218.50	219.67	1.17	X47169		ORG
23	9NFR072	GRD09-133	219.67	221.00	1.33	X47170		ORG
24	9NFR072	GRD09-133	221.00	223.00	2.00	X47171		ORG
25	9NFR072	GRD09-133	223.00	224.44	1.44	X47172		OPD
26	9NFR072	GRD09-133	223.00	224.44	1.44	X47173	X47172	DUP
27	9NFR072	GRD09-133	224.44	226.35	1.91	X47174		ORG
28	9NFR072	GRD09-133	226.35	228.00	1.65	X47175		ORG
29	9NFR072	GRD09-133	228.00	229.13	1.13	X47176		ORG
30	9NFR072	GRD09-133	229.13	231.21	2.08	X47177		ORG
31	9NFR072	GRD09-133	231.21	232.40	1.19	X47178		ORG
32	9NFR072	GRD09-133	232.40	234.50	2.10	X47179		ORG
33	9NFR072	GRD09-133				X47180	74	STD
34	9NFR072	GRD09-133	234.50	236.29	1.79	X47181		ORG
35	9NFR072	GRD09-133	236.29	237.50	1.21	X47182		ORG
36	9NFR072	GRD09-133	237.50	238.55	1.05	X47183		ORG

No	Batch_No	Hole_ID	Interval From (m)	Interval To (m)	Length (m)	Sample Number	Orig_SampleID	QC_category
1	9NFR073	GRD09-134	85.69	87.16	1.47	X46177		OFD
2	9NFR073	GRD09-134	87.16	88.86	1.70	X46178		ORG
3	9NFR073	GRD09-134	88.86	90.44	1.58	X46179		ORG
4	9NFR073	GRD09-134	85.69	87.16	1.47	X46180	X46177	DUF
5	9NFR073	GRD09-134				X46181		BLK
6	9NFR073	GRD09-134	90.44	92.00	1.56	X46182		ORG
7	9NFR073	GRD09-134	92.00	92.83	0.83	X46183		ORG
8	9NFR073	GRD09-134	92.83	93.51	0.68	X46184		ORG
9	9NFR073	GRD09-134	93.51	94.75	1.24	X46185		ORG
10	9NFR073	GRD09-134	94.75	95.85	1.10	X46186		OPD
11	9NFR073	GRD09-134	94.75	95.85	1.10	X46187	X46186	DUP
12	9NFR073	GRD09-134	95.85	97.88	2.03	X46188		ORG
13	9NFR073	GRD09-134	97.88	99.32	1.44	X46189		ORG
14	9NFR073	GRD09-134	99.32	100.59	1.27	X46190		ORG
15	9NFR073	GRD09-134	100.59	102.50	1.91	X46191		ORG
16	9NFR073	GRD09-134	102.50	104.40	1.90	X46192		ORG
17	9NFR073	GRD09-134	104.40	106.37	1.97	X46193		ORG
18	9NFR073	GRD09-134	106.37	108.20	1.83	X46194		ORG
19	9NFR073	GRD09-134	108.20	110.02	1.82	X46195		ORG
20	9NFR073	GRD09-134	110.02	111.95	1.93	X46196		ORG
21	9NFR073	GRD09-134	111.95	113.96	2.01	X46197		ORG
22	9NFR073	GRD09-134	113.96	115.83	1.87	X46198		ORG
23	9NFR073	GRD09-134	115.83	117.83	2.00	X46199		ORG
24	9NFR073	GRD09-134	117.83	118.98	1.15	X46200		ORG
25	9NFR073	GRD09-134	118.98	120.00	1.02	X46201		ORG
26	9NFR073	GRD09-134	120.00	120.59	0.59	X46202		ORG
27	9NFR073	GRD09-134	120.59	121.92	1.33	X46203		ORG
28	9NFR073	GRD09-134	121.92	123.13	1.21	X46204		ORG
29	9NFR073	GRD09-134	123.13	125.29	2.16	X46205		ORG
30	9NFR073	GRD09-134	125.29	125.80	0.51	X46206		ORG
31	9NFR073	GRD09-134				X46207	5E	STD
32	9NFR073	GRD09-134	125.80	127.25	1.45	X46208		ORG
33	9NFR073	GRD09-134	127.25	128.02	0.77	X46209		ORG
34	9NFR073	GRD09-134	128.02	130.13	2.11	X46210		ORG
35	9NFR073	GRD09-134	130.13	131.94	1.81	X46211		ORG
36	9NFR073	GRD09-134	131.94	132.96	1.02	X46212		ORG

No	Batch_No	Hole_ID	Interval From (m)	Interval To (m)	Length (m)	Sample Number	Orig_SampleID	QC_category
1	9NFR074	GRD09-135	24.01	25.22	1.21	X44387		ORG
2	9NFR074	GRD09-135	25.22	27.22	2.00	X44388		ORG
3	9NFR074	GRD09-135	27.22	28.96	1.74	X44389		ORG
4	9NFR074	GRD09-135	28.96	30.27	1.31	X44390		ORG
5	9NFR074	GRD09-135	30.27	32.27	2.00	X44391		ORG
6	9NFR074	GRD09-135	32.27	34.27	2.00	X44392		ORG
7	9NFR074	GRD09-135	34.27	36.27	2.00	X44393		OFD
8	9NFR074	GRD09-135	34.27	36.27	2.00	X44394	X44393	DUF
9	9NFR074	GRD09-135	36.27	37.70	1.43	X44395		ORG
10	9NFR074	GRD09-135	37.70	39.50	1.80	X44396		ORG
11	9NFR074	GRD09-135	39.50	41.55	2.05	X44397		ORG
12	9NFR074	GRD09-135	41.55	43.61	2.06	X44398		ORG
13	9NFR074	GRD09-135	43.61	45.15	1.54	X44399		ORG
14	9NFR074	GRD09-135	45.15	47.15	2.00	X44400		ORG
15	9NFR074	GRD09-135	47.15	48.61	1.46	X44401		ORG
16	9NFR074	GRD09-135	48.61	49.96	1.35	X44402		ORG
17	9NFR074	GRD09-135	49.96	51.80	1.84	X44403		ORG
18	9NFR074	GRD09-135	51.80	53.27	1.47	X44404		ORG
19	9NFR074	GRD09-135	53.27	54.87	1.60	X44405		OPD
20	9NFR074	GRD09-135	53.27	54.87	1.60	X44406	X44405	DUP
21	9NFR074	GRD09-135	54.87	55.96	1.09	X44407		ORG
22	9NFR074	GRD09-135	55.96	57.56	1.60	X44408		ORG
23	9NFR074	GRD09-135	57.56	58.98	1.42	X44409		ORG
24	9NFR074	GRD09-135	58.98	60.98	2.00	X44410		ORG
25	9NFR074	GRD09-135	60.98	62.89	1.91	X44411		ORG
26	9NFR074	GRD09-135	62.89	65.06	2.17	X44412		ORG
27	9NFR074	GRD09-135	65.06	65.45	0.39	X44413		ORG
28	9NFR074	GRD09-135	65.45	67.45	2.00	X44414		ORG
29	9NFR074	GRD09-135	67.45	69.02	1.57	X44415		ORG
30	9NFR074	GRD09-135	69.02	71.00	1.98	X44416		ORG
31	9NFR074	GRD09-135	71.00	72.35	1.35	X44417		ORG
32	9NFR074	GRD09-135	72.35	73.78	1.43	X44418		ORG
33	9NFR074	GRD09-135	73.78	75.32	1.54	X44419		ORG
34	9NFR074	GRD09-135				X44420	13	STD
35	9NFR074	GRD09-135				X44421		BLK
36	9NFR074	GRD09-135	75.32	76.49	1.17	X44422		ORG

No	Batch_No	Hole_ID	Interval From (m)	Interval To (m)	Length (m)	Sample Number	Orig_SampleID	QC_category
1	9NFR075	GRD09-134	132.96	134.57	1.61	X46213		ORG
2	9NFR075	GRD09-134	134.57	135.65	1.08	X46214		ORG
3	9NFR075	GRD09-134	135.65	136.70	1.05	X46215		ORG
4	9NFR075	GRD09-134	136.70	137.76	1.06	X46216		ORG
5	9NFR075	GRD09-134				X46217		BLK
6	9NFR075	GRD09-134	137.76	138.69	0.93	X46218		ORG
7	9NFR075	GRD09-134	138.69	139.79	1.10	X46219		ORG
8	9NFR075	GRD09-134	139.79	141.36	1.57	X46220		ORG
9	9NFR075	GRD09-134	141.36	142.34	0.98	X46221		ORG
10	9NFR075	GRD09-134	142.34	143.72	1.38	X46222		ORG
11	9NFR075	GRD09-134	143.72	145.26	1.54	X46223		ORG
12	9NFR075	GRD09-134	145.26	146.25	0.99	X46224		ORG
13	9NFR075	GRD09-134	146.25	146.86	0.61	X46225		ORG
14	9NFR075	GRD09-134	146.86	148.58	1.72	X46226		OCD
15	9NFR075	GRD09-134	146.86	148.58	1.72	X46227	X46226	DUC
16	9NFR075	GRD09-134	148.58	150.23	1.65	X46228		ORG
17	9NFR075	GRD09-134	150.23	151.80	1.57	X46229		ORG
18	9NFR075	GRD09-134	151.80	153.37	1.57	X46230		ORG
19	9NFR075	GRD09-134	153.37	154.89	1.52	X46231		ORG
20	9NFR075	GRD09-134	154.89	156.57	1.68	X46232		ORG
21	9NFR075	GRD09-134	156.57	158.50	1.93	X46233		ORG
22	9NFR075	GRD09-134	158.50	160.38	1.88	X46234		ORG
23	9NFR075	GRD09-134	160.38	161.74	1.36	X46235		ORG
24	9NFR075	GRD09-134	161.74	162.18	0.44	X46236		ORG
25	9NFR075	GRD09-134	162.18	162.74	0.56	X46237		ORG
26	9NFR075	GRD09-134	162.74	164.17	1.43	X46238		ORG
27	9NFR075	GRD09-134	164.17	164.51	0.34	X46239		ORG
28	9NFR075	GRD09-134	164.51	166.14	1.63	X46240		ORG
29	9NFR075	GRD09-134	166.14	166.55	0.41	X46241		ORG
30	9NFR075	GRD09-134	166.55	168.61	2.06	X46242		OPD
31	9NFR075	GRD09-134	166.55	168.61	2.06	X46243	X46242	DUP
32	9NFR075	GRD09-134	168.61	170.27	1.66	X46244		ORG
33	9NFR075	GRD09-134	170.27	171.99	1.72	X46245		ORG
34	9NFR075	GRD09-134	171.99	173.30	1.31	X46246		ORG
35	9NFR075	GRD09-134	173.30	174.32	1.02	X46247		ORG
36	9NFR075	GRD09-134				X46248	13	STD

No	Batch_No	Hole_ID	Interval From (m)	Interval To (m)	Length (m)	Sample Number	Orig_SampleID	QC_category
1	9NFR076	GRD09-133	238.55	240.50	1.95	X47184		ORG
2	9NFR076	GRD09-133	240.50	242.40	1.90	X47185		ORG
3	9NFR076	GRD09-133	242.40	244.58	2.18	X47186		OPD
4	9NFR076	GRD09-133	242.40	244.58	2.18	X47187	X47186	DUP
5	9NFR076	GRD09-133	244.58	246.12	1.54	X47188		ORG
6	9NFR076	GRD09-133	246.12	246.81	0.69	X47189		ORG
7	9NFR076	GRD09-133	246.81	248.16	1.35	X47190		ORG
8	9NFR076	GRD09-133	248.16	250.36	2.20	X47191		ORG
9	9NFR076	GRD09-133	250.36	251.97	1.61	X47192		ORG
10	9NFR076	GRD09-133	251.97	254.00	2.03	X47193		ORG
11	9NFR076	GRD09-133	254.00	256.00	2.00	X47194		ORG
12	9NFR076	GRD09-133	256.00	257.78	1.78	X47195		ORG
13	9NFR076	GRD09-133				X47196		BLK
14	9NFR076	GRD09-133	257.78	258.68	0.90	X47197		ORG
15	9NFR076	GRD09-133	258.68	259.58	0.90	X47198		ORG
16	9NFR076	GRD09-133	259.58	260.86	1.28	X47199		ORG
17	9NFR076	GRD09-133	260.86	262.00	1.14	X47200		ORG
18	9NFR076	GRD09-133	262.00	263.09	1.09	X47201		ORG
19	9NFR076	GRD09-133	263.09	264.66	1.57	X47202		ORG
20	9NFR076	GRD09-133	264.66	265.73	1.07	X47203		ORG
21	9NFR076	GRD09-133	265.73	267.00	1.27	X47204		ORG
22	9NFR076	GRD09-133	267.00	268.50	1.50	X47205		ORG
23	9NFR076	GRD09-133	268.50	269.92	1.42	X47206		ORG
24	9NFR076	GRD09-133				X47207	74	STD
25	9NFR076	GRD09-133	269.92	271.00	1.08	X47208		ORG
26	9NFR076	GRD09-133	271.00	272.86	1.86	X47209		ORG
27	9NFR076	GRD09-133	272.86	274.00	1.14	X47210		ORG
28	9NFR076	GRD09-133	274.00	276.00	2.00	X47211		ORG
29	9NFR076	GRD09-133	276.00	277.02	1.02	X47212		ORG
30	9NFR076	GRD09-133	277.02	279.13	2.11	X47213		ORG
31	9NFR076	GRD09-133	279.13	280.50	1.37	X47214		ORG
32	9NFR076	GRD09-133	280.50	282.00	1.50	X47215		ORG
33	9NFR076	GRD09-133	282.00	283.19	1.19	X47216		OCD
34	9NFR076	GRD09-133	282.00	283.19	1.19	X47217	X47216	DUC
35	9NFR076	GRD09-133	283.19	283.95	0.76	X47218		ORG
36	9NFR076	GRD09-133	283.95	284.58	0.63	X47219		ORG

No	Batch_No	Hole_ID	Interval From (m)	Interval To (m)	Length (m)	Sample Number	Orig_SampleID	QC_category
1	9NFR077	GRD09-134	174.32	176.30	1.98	X46249		ORG
2	9NFR077	GRD09-134	176.30	178.08	1.78	X46250		ORG
3	9NFR077	GRD09-134	178.08	179.12	1.04	X46251		ORG
4	9NFR077	GRD09-134	179.12	180.12	1.00	X46252		ORG
5	9NFR077	GRD09-134	180.12	182.00	1.88	X46253		ORG
6	9NFR077	GRD09-134	182.00	183.97	1.97	X46254		ORG
7	9NFR077	GRD09-134	183.97	185.97	2.00	X46255		OFD
8	9NFR077	GRD09-134	185.97	187.67	1.70	X46256		ORG
9	9NFR077	GRD09-134	187.67	189.56	1.89	X46257		ORG
10	9NFR077	GRD09-134	183.97	185.97	2.00	X46258	X46255	DUF
11	9NFR077	GRD09-134	189.56	191.26	1.70	X46259		ORG
12	9NFR077	GRD09-134	191.26	193.05	1.79	X46260		ORG
13	9NFR077	GRD09-134	193.05	194.28	1.23	X46261		ORG
14	9NFR077	GRD09-134	194.28	195.92	1.64	X46262		ORG
15	9NFR077	GRD09-134	195.92	197.29	1.37	X46263		ORG
16	9NFR077	GRD09-134				X46264	20A	STD
17	9NFR077	GRD09-134	197.29	198.54	1.25	X46265		ORG
18	9NFR077	GRD09-134	198.54	200.15	1.61	X46266		ORG
19	9NFR077	GRD09-134	200.15	201.23	1.08	X46267		ORG
20	9NFR077	GRD09-134	201.23	203.09	1.86	X46268		ORG
21	9NFR077	GRD09-134	203.09	205.07	1.98	X46269		ORG
22	9NFR077	GRD09-134	205.07	206.84	1.77	X46270		ORG
23	9NFR077	GRD09-134	206.84	208.73	1.89	X46271		ORG
24	9NFR077	GRD09-134	208.73	210.64	1.91	X46272		OPD
25	9NFR077	GRD09-134	208.73	210.64	1.91	X46273	X46272	DUP
26	9NFR077	GRD09-134	210.64	211.76	1.12	X46274		ORG
27	9NFR077	GRD09-134	211.76	212.70	0.94	X46275		ORG
28	9NFR077	GRD09-134	212.70	214.06	1.36	X46276		ORG
29	9NFR077	GRD09-134	214.06	215.94	1.88	X46277		ORG
30	9NFR077	GRD09-134	215.94	217.66	1.72	X46278		ORG
31	9NFR077	GRD09-134	217.66	219.56	1.90	X46279		ORG
32	9NFR077	GRD09-134	219.56	220.18	0.62	X46280		ORG
33	9NFR077	GRD09-134	220.18	222.68	2.50	X46281		ORG
34	9NFR077	GRD09-134				X46282		BLK
35	9NFR077	GRD09-134	222.68	224.55	1.87	X46283		ORG
36	9NFR077	GRD09-134	224.55	225.62	1.07	X46284		ORG

No	Batch_No	Hole_ID	Interval From (m)	Interval To (m)	Length (m)	Sample Number	Orig_SampleID	QC_category
1	9NFR078	GRD09-135	76.49	78.26	1.77	X44423		ORG
2	9NFR078	GRD09-135	78.26	79.82	1.56	X44424		ORG
3	9NFR078	GRD09-135	79.82	81.32	1.50	X44425		ORG
4	9NFR078	GRD09-135	81.32	82.30	0.98	X44426		ORG
5	9NFR078	GRD09-135	82.30	83.78	1.48	X44427		ORG
6	9NFR078	GRD09-135	83.78	84.66	0.88	X44428		ORG
7	9NFR078	GRD09-135	84.66	85.70	1.04	X44429		ORG
8	9NFR078	GRD09-135	85.70	86.87	1.17	X44430		ORG
9	9NFR078	GRD09-135	86.87	87.12	0.25	X44431		ORG
10	9NFR078	GRD09-135	87.12	88.35	1.23	X44432		ORG
11	9NFR078	GRD09-135	88.35	89.47	1.12	X44433		ORG
12	9NFR078	GRD09-135	89.47	91.40	1.93	X44434		ORG
13	9NFR078	GRD09-135	91.40	92.34	0.94	X44435		ORG
14	9NFR078	GRD09-135				X44436		BLK
35	9NFR078	GRD09-135	92.34	93.40	1.06	X44457		ORG
15	9NFR078	GRD09-135	93.40	94.95	1.55	X44437		ORG
16	9NFR078	GRD09-135	94.95	95.92	0.97	X44438		ORG
17	9NFR078	GRD09-135	95.92	96.99	1.07	X44439		ORG
18	9NFR078	GRD09-135	96.99	98.00	1.01	X44440		ORG
19	9NFR078	GRD09-135	98.00	100.00	2.00	X44441		OPD
20	9NFR078	GRD09-135	98.00	100.00	2.00	X44442	X44441	DUP
21	9NFR078	GRD09-135	100.00	102.00	2.00	X44443		ORG
22	9NFR078	GRD09-135	102.00	103.37	1.37	X44444		ORG
23	9NFR078	GRD09-135	103.37	104.88	1.51	X44445		ORG
24	9NFR078	GRD09-135	104.88	106.42	1.54	X44446		ORG
25	9NFR078	GRD09-135	106.42	108.30	1.88	X44447		ORG
26	9NFR078	GRD09-135	108.30	108.93	0.63	X44448		ORG
27	9NFR078	GRD09-135	108.93	110.93	2.00	X44449		OCD
28	9NFR078	GRD09-135	108.93	110.93	2.00	X44450	X44449	DUC
29	9NFR078	GRD09-135	110.93	112.59	1.66	X44451		ORG
30	9NFR078	GRD09-135	112.59	114.42	1.83	X44452		ORG
31	9NFR078	GRD09-135	114.42	115.70	1.28	X44453		ORG
32	9NFR078	GRD09-135	115.70	117.62	1.92	X44454		ORG
33	9NFR078	GRD09-135	117.62	119.66	2.04	X44455		ORG
34	9NFR078	GRD09-135				X44456	20A	STD
36	9NFR078	GRD09-135	119.66	121.23	1.57	X44458		ORG

No	Batch_No	Hole_ID	Interval From (m)	Interval To (m)	Length (m)	Sample Number	Orig_SampleID	QC_category
1	9NFR079	GRD09-133	284.58	285.14	0.56	X47220		ORG
2	9NFR079	GRD09-133	285.14	285.57	0.43	X47221		ORG
3	9NFR079	GRD09-133	285.57	286.10	0.53	X47222		ORG
4	9NFR079	GRD09-133	286.10	287.33	1.23	X47223		ORG
5	9NFR079	GRD09-133	287.33	288.46	1.13	X47224		ORG
6	9NFR079	GRD09-133	288.46	290.50	2.04	X47225		ORG
7	9NFR079	GRD09-133	290.50	292.50	2.00	X47226		ORG
8	9NFR079	GRD09-133	292.50	294.22	1.72	X47227		ORG
9	9NFR079	GRD09-133				X47228	19	STD
10	9NFR079	GRD09-133	294.22	294.78	0.56	X47229		ORG
11	9NFR079	GRD09-133	294.78	296.00	1.22	X47230		ORG
12	9NFR079	GRD09-133	296.00	297.48	1.48	X47231		ORG

No	Batch_No	Hole_ID	Interval From (m)	Interval To (m)	Length (m)	Sample Number	Orig_SampleID	QC_category
1	9NFR080	GRD09-135	121.23	122.00	0.77	X44459		ORG
2	9NFR080	GRD09-135	122.00	124.00	2.00	X44460		ORG
3	9NFR080	GRD09-135	124.00	125.00	1.00	X44461		ORG
4	9NFR080	GRD09-135	125.00	126.65	1.65	X44462		ORG
5	9NFR080	GRD09-135	126.65	128.36	1.71	X44463		OPD
6	9NFR080	GRD09-135	126.65	128.36	1.71	X44464	X44463	DUP
7	9NFR080	GRD09-135	128.36	129.54	1.18	X44465		ORG
8	9NFR080	GRD09-135	129.54	130.68	1.14	X44466		ORG
9	9NFR080	GRD09-135	130.68	131.30	0.62	X44467		ORG
10	9NFR080	GRD09-135	131.30	132.97	1.67	X44468		ORG
11	9NFR080	GRD09-135	132.97	133.60	0.63	X44469		ORG
12	9NFR080	GRD09-135	133.60	134.93	1.33	X44470		ORG
13	9NFR080	GRD09-135	134.93	136.93	2.00	X44471		ORG
14	9NFR080	GRD09-135	136.93	138.93	2.00	X44472		OFD
15	9NFR080	GRD09-135	136.93	138.93	2.00	X44473	X44472	DUF
16	9NFR080	GRD09-135	138.93	140.22	1.29	X44474		ORG
17	9NFR080	GRD09-135	140.22	141.25	1.03	X44475		ORG
18	9NFR080	GRD09-135	141.25	141.73	0.48	X44476		ORG
19	9NFR080	GRD09-135	141.73	143.73	2.00	X44477		ORG
20	9NFR080	GRD09-135	143.73	145.25	1.52	X44478		ORG
21	9NFR080	GRD09-135	145.25	146.75	1.50	X44479		ORG
22	9NFR080	GRD09-135	146.75	147.20	0.45	X44480		ORG
23	9NFR080	GRD09-135	147.20	149.22	2.02	X44481		ORG
24	9NFR080	GRD09-135	149.22	151.02	1.80	X44482		ORG
25	9NFR080	GRD09-135	151.02	151.44	0.42	X44483		ORG
26	9NFR080	GRD09-135	151.44	152.83	1.39	X44484		ORG
27	9NFR080	GRD09-135				X44485		STD
28	9NFR080	GRD09-135	152.83	153.92	1.09	X44486		ORG
29	9NFR080	GRD09-135	153.92	155.13	1.21	X44487		ORG
30	9NFR080	GRD09-135	155.13	156.08	0.95	X44488		ORG
31	9NFR080	GRD09-135	156.08	158.00	1.92	X44489		ORG
32	9NFR080	GRD09-135	158.00	159.33	1.33	X44490		ORG
33	9NFR080	GRD09-135			1.57	X44491		BLK
34	9NFR080	GRD09-135	159.33	160.90	0.95	X44492		ORG
35	9NFR080	GRD09-135	160.90	161.85	1.58	X44493		ORG
36	9NFR080	GRD09-135	161.85	163.43	0.40	X44494		ORG

No	Batch_No	Hole_ID	Interval From (m)	Interval To (m)	Length (m)	Sample Number	Orig_SampleID	QC_category
1	9NFR085	GRD09-134	225.62	227.40	1.78	X46285		ORG
2	9NFR085	GRD09-134	227.40	229.38	1.98	X46286		ORG
3	9NFR085	GRD09-134	229.38	230.83	1.45	X46287		ORG
4	9NFR085	GRD09-134	230.83	232.23	1.40	X46288		ORG
5	9NFR085	GRD09-134	232.23	233.14	0.91	X46289		ORG
6	9NFR085	GRD09-134	233.14	234.95	1.81	X46290		ORG
7	9NFR085	GRD09-134	234.95	236.78	1.83	X46291		ORG
8	9NFR085	GRD09-134	236.78	238.21	1.43	X46292		OCD
9	9NFR085	GRD09-134	236.78	238.21	1.43	X46293	X46292	DUC
10	9NFR085	GRD09-134	238.21	239.90	1.69	X46294		ORG
11	9NFR085	GRD09-134	239.90	241.61	1.71	X46295		ORG
12	9NFR085	GRD09-134	241.61	243.81	2.20	X46296		ORG
13	9NFR085	GRD09-134	243.81	244.68	0.87	X46297		ORG
14	9NFR085	GRD09-134	244.68	246.05	1.37	X46298		ORG
15	9NFR085	GRD09-134	246.05	246.98	0.93	X46299		ORG
16	9NFR085	GRD09-134	246.98	248.56	1.58	X46300		ORG
17	9NFR085	GRD09-134	248.56	250.54	1.98	X46301		ORG
18	9NFR085	GRD09-134				X46302		BLK
19	9NFR085	GRD09-134	250.54	252.46	1.92	X46303		ORG
20	9NFR085	GRD09-134	252.46	254.43	1.97	X46304		ORG
21	9NFR085	GRD09-134	254.43	256.39	1.96	X46305		OPD
22	9NFR085	GRD09-134	254.43	256.39	1.96	X46306	X46305	DUP
23	9NFR085	GRD09-134	256.39	258.16	1.77	X46307		ORG
24	9NFR085	GRD09-134	258.16	260.11	1.95	X46308		ORG
25	9NFR085	GRD09-134	260.11	261.29	1.18	X46309		ORG
26	9NFR085	GRD09-134	261.29	262.94	1.65	X46310		ORG
27	9NFR085	GRD09-134	262.94	263.89	0.95	X46311		ORG
28	9NFR085	GRD09-134	263.89	264.46	0.57	X46312		ORG
29	9NFR085	GRD09-134	264.46	265.46	1.00	X46313		ORG
30	9NFR085	GRD09-134				X46314	19	STD
31	9NFR085	GRD09-134	265.46	266.38	0.92	X46315		ORG
32	9NFR085	GRD09-134	266.38	267.50	1.12	X46316		ORG
33	9NFR085	GRD09-134				X46317		BLK
34	9NFR085	GRD09-134	267.50	269.47	1.97	X46318		ORG
35	9NFR085	GRD09-134	269.47	271.35	1.88	X46319		ORG
36	9NFR085	GRD09-134	271.35	272.80	1.45	X46320		ORG

No	Batch_No	Hole_ID	Interval From (m)	Interval To (m)	Length (m)	Sample Number	Orig_SampleID	QC_category
1	9NFR089	GRD09-139	0.00	2.80	2.80	X45208		ORG
2	9NFR089	GRD09-139	2.80	4.80	2.00	X45209		ORG
3	9NFR089	GRD09-139	4.80	6.30	1.50	X45210		ORG
4	9NFR089	GRD09-139	6.30	7.30	1.00	X45211		ORG
5	9NFR089	GRD09-139	7.30	8.60	1.30	X45212		ORG
6	9NFR089	GRD09-139	8.60	9.40	0.80	X45213		ORG
7	9NFR089	GRD09-139	9.40	11.30	1.90	X45214		ORG
8	9NFR089	GRD09-139	11.30	13.30	2.00	X45215		ORG
9	9NFR089	GRD09-139	13.30	15.00	1.70	X45216		ORG
10	9NFR089	GRD09-139	15.00	16.10	1.10	X45217		ORG
11	9NFR089	GRD09-139	16.10	16.90	0.80	X45218		ORG
12	9NFR089	GRD09-139	16.90	17.90	1.00	X45219		ORG
13	9NFR089	GRD09-139				X45220	74	STD
14	9NFR089	GRD09-139	17.90	19.90	2.00	X45221		ORG
15	9NFR089	GRD09-139	19.90	21.90	2.00	X45222		ORG
16	9NFR089	GRD09-139	21.90	23.90	2.00	X45223		ORG
17	9NFR089	GRD09-139	23.90	25.50	1.60	X45224		ORG
18	9NFR089	GRD09-139	25.50	27.00	1.50	X45225		ORG
19	9NFR089	GRD09-139	27.00	28.40	1.40	X45226		ORG
20	9NFR089	GRD09-139	28.40	29.10	0.70	X45227		ORG
21	9NFR089	GRD09-139	29.10	30.60	1.50	X45228		OFD
22	9NFR089	GRD09-139	29.10	30.60	1.50	X45229	X45228	DUF
23	9NFR089	GRD09-139	30.60	32.10	1.50	X45230		ORG
24	9NFR089	GRD09-139	32.10	33.20	1.10	X45231		ORG
25	9NFR089	GRD09-139	33.20	34.40	1.20	X45232		ORG
26	9NFR089	GRD09-139	34.40	35.50	1.10	X45233		ORG
27	9NFR089	GRD09-139	35.50	36.70	1.20	X45234		ORG
28	9NFR089	GRD09-139	36.70	37.90	1.20	X45235		ORG
29	9NFR089	GRD09-139	37.90	39.40	1.50	X45236		ORG
30	9NFR089	GRD09-139	39.40	41.40	2.00	X45237		OPD
31	9NFR089	GRD09-139	39.40	41.40	2.00	X45238	X45237	DUP
32	9NFR089	GRD09-139	41.40	42.60	1.20	X45239		ORG
33	9NFR089	GRD09-139	42.60	43.70	1.10	X45240		ORG
34	9NFR089	GRD09-139				X45241		BLK
35	9NFR089	GRD09-139	43.70	45.70	2.00	X45242		ORG
36	9NFR089	GRD09-139	45.70	47.70	2.00	X45243		ORG

No	Batch_No	Hole_ID	Interval From (m)	Interval To (m)	Length (m)	Sample Number	Orig_SampleID	QC_category
1	9NFR090	GRD09-135	163.43	163.83	0.40	X44495		ORG
2	9NFR090	GRD09-135	163.83	165.12	1.29	X44496		ORG
3	9NFR090	GRD09-135	165.12	166.44	1.32	X44497		OCD
4	9NFR090	GRD09-135	165.12	166.44	1.32	X44498	X44497	DUC
5	9NFR090	GRD09-135	166.44	167.85	1.41	X44499		ORG
6	9NFR090	GRD09-135	167.85	169.85	2.00	X44500		ORG
7	9NFR090	GRD09-135	169.85	171.85	2.00	X44501		ORG
8	9NFR090	GRD09-135	171.85	173.68	1.83	X44502		ORG
9	9NFR090	GRD09-135	173.68	174.89	1.21	X44503		ORG
10	9NFR090	GRD09-135	174.89	176.71	1.82	X44504		ORG
11	9NFR090	GRD09-135	176.71	178.08	1.37	X44505		ORG
12	9NFR090	GRD09-135	178.08	179.22	1.14	X44506		ORG
13	9NFR090	GRD09-135	179.22	181.03	1.81	X44507		ORG
14	9NFR090	GRD09-135				X44508	13	STD
15	9NFR090	GRD09-135	181.03	182.48	1.45	X44509		ORG
16	9NFR090	GRD09-135	182.48	183.60	1.12	X44510		ORG
17	9NFR090	GRD09-135	183.60	184.47	0.87	X44511		ORG
18	9NFR090	GRD09-135	184.47	185.88	1.41	X44512		ORG
19	9NFR090	GRD09-135	185.88	186.76	0.88	X44513		ORG
20	9NFR090	GRD09-135	186.76	187.68	0.92	X44514		ORG
21	9NFR090	GRD09-135	187.68	188.93	1.25	X44515		ORG
22	9NFR090	GRD09-135	188.93	190.50	1.57	X44516		ORG
23	9NFR090	GRD09-135	190.50	191.76	1.26	X44517		ORG
24	9NFR090	GRD09-135	191.76	192.86	1.10	X44518		ORG
25	9NFR090	GRD09-135	192.86	193.70	0.84	X44519		ORG
26	9NFR090	GRD09-135	193.70	194.93	1.23	X44520		ORG
27	9NFR090	GRD09-135	194.93	196.23	1.30	X44521		ORG
28	9NFR090	GRD09-135	196.23	197.22	0.99	X44522		ORG
29	9NFR090	GRD09-135	197.22	198.44	1.22	X44523		ORG
30	9NFR090	GRD09-135	198.44	199.64	1.20	X44524		ORG
31	9NFR090	GRD09-135	199.64	201.00	1.36	X44525		ORG
32	9NFR090	GRD09-135	201.00	203.29	2.29	X44526		ORG
33	9NFR090	GRD09-135	203.29	204.96	1.67	X44527		OPD
34	9NFR090	GRD09-135	203.29	204.96	1.67	X44528	X44527	DUP
35	9NFR090	GRD09-135	204.96	206.25	1.29	X44529		ORG
36	9NFR090	GRD09-135	206.25	207.21	0.96	X44530		ORG
37	9NFR090	GRD09-135	207.21	208.65	1.44	X44531		ORG

No	Batch_No	Hole_ID	Interval From (m)	Interval To (m)	Length (m)	Sample Number	Orig_SampleID	QC_category
1	9NFR091	GRD09-139	47.70	48.40	0.70	X45244		ORG
2	9NFR091	GRD09-139	48.40	50.40	2.00	X45245		ORG
3	9NFR091	GRD09-139	50.40	52.40	2.00	X45246		ORG
4	9NFR091	GRD09-139	52.40	54.40	2.00	X45247		ORG
5	9NFR091	GRD09-139	54.40	56.40	2.00	X45248		ORG
6	9NFR091	GRD09-139	56.40	57.50	1.10	X45249		ORG
7	9NFR091	GRD09-139	57.50	59.00	1.50	X45250		ORG
8	9NFR091	GRD09-139	59.00	60.00	1.00	X45251		ORG
9	9NFR091	GRD09-139	60.00	62.00	2.00	X45252		ORG
10	9NFR091	GRD09-139	62.00	64.00	2.00	X45253		ORG
11	9NFR091	GRD09-139	64.00	66.00	2.00	X45254		ORG
12	9NFR091	GRD09-139	66.00	68.00	2.00	X45255		ORG
13	9NFR091	GRD09-139	68.00	69.40	1.40	X45256		ORG
14	9NFR091	GRD09-139	69.40	71.00	1.60	X45257		ORG
15	9NFR091	GRD09-139	71.00	73.00	2.00	X45258		ORG
16	9NFR091	GRD09-139	73.00	74.70	1.70	X45259		ORG
17	9NFR091	GRD09-139	74.70	76.00	1.30	X45260		ORG
18	9NFR091	GRD09-139	76.00	78.00	2.00	X45261		ORG
19	9NFR091	GRD09-139	78.00	80.00	2.00	X45262		ORG
20	9NFR091	GRD09-139	80.00	81.40	1.40	X45263		ORG
21	9NFR091	GRD09-139	81.40	82.70	1.30	X45264		ORG
22	9NFR091	GRD09-139	82.70	83.70	1.00	X45265		ORG
23	9NFR091	GRD09-139	83.70	85.70	2.00	X45266		ORG
24	9NFR091	GRD09-139	85.70	87.40	1.70	X45267		ORG
25	9NFR091	GRD09-139	87.40	89.20	1.80	X45268		ORG
26	9NFR091	GRD09-139	89.20	90.80	1.60	X45269		ORG
27	9NFR091	GRD09-139	90.80	92.30	1.50	X45270		ORG
28	9NFR091	GRD09-139	92.30	93.00	0.70	X45271		ORG
29	9NFR091	GRD09-139	93.00	93.40	0.40	X45272		ORG
30	9NFR091	GRD09-139	93.40	95.40	2.00	X45273		ORG
31	9NFR091	GRD09-139				X45274	13.00	STD
32	9NFR091	GRD09-139	95.40	97.30	1.90	X45275		ORG
33	9NFR091	GRD09-139	97.30	98.70	1.40	X45276		ORG
34	9NFR091	GRD09-139	0.00	0.00	0.00	X45277		BLK
35	9NFR091	GRD09-139	98.70	99.50	0.80	X45278		OFD
36	9NFR091	GRD09-139	98.70	99.50	0.80	X45279	X45278	DUF

No	Batch_No	Hole_ID	Interval From (m)	Interval To (m)	Length (m)	Sample Number	Orig_SampleID	QC_category
1	9NFR094	GRD09-135	208.65	210.16	1.51	X44532		ORG
2	9NFR094	GRD09-135	210.16	211.60	1.44	X44533		ORG
3	9NFR094	GRD09-135	211.60	213.00	1.40	X44534		ORG
4	9NFR094	GRD09-135	213.00	214.02	1.02	X44535		ORG
5	9NFR094	GRD09-135	214.02	215.53	1.51	X44536		ORG
6	9NFR094	GRD09-135	215.53	216.37	0.84	X44537		ORG
7	9NFR094	GRD09-135	216.37	218.05	1.68	X44538		ORG
8	9NFR094	GRD09-135	218.05	219.36	1.31	X44539		ORG
9	9NFR094	GRD09-135				X44540	74	STD
10	9NFR094	GRD09-135	219.36	220.98	1.62	X44541		ORG
11	9NFR094	GRD09-135	220.98	221.33	0.35	X44542		ORG
12	9NFR094	GRD09-135	221.33	224.00	2.67	X44543		ORG
13	9NFR094	GRD09-135	224.00	225.90	1.90	X44544		ORG
14	9NFR094	GRD09-135	225.90	226.65	0.75	X44545		ORG
15	9NFR094	GRD09-135				X44571		BLK
16	9NFR094	GRD09-135	226.65	228.30	1.65	X44546		ORG
17	9NFR094	GRD09-135	228.30	230.12	1.82	X44547		ORG
18	9NFR094	GRD09-135	230.12	231.04	0.92	X44548		ORG
19	9NFR094	GRD09-135	231.04	232.52	1.48	X44549		ORG
20	9NFR094	GRD09-135	232.52	233.56	1.04	X44550		ORG
21	9NFR094	GRD09-135	233.56	233.87	0.31	X44551		ORG
22	9NFR094	GRD09-135	233.87	235.21	1.34	X44552		OCD
23	9NFR094	GRD09-135	233.87	235.21	1.34	X44553	X44552	DUC
24	9NFR094	GRD09-135	235.21	236.95	1.74	X44554		ORG
25	9NFR094	GRD09-135	236.95	238.85	1.90	X44555		ORG
26	9NFR094	GRD09-135	238.85	239.74	0.89	X44556		ORG
27	9NFR094	GRD09-135	239.74	241.20	1.46	X44557		ORG
28	9NFR094	GRD09-135	241.20	242.32	1.12	X44558		ORG
29	9NFR094	GRD09-135	242.32	243.87	1.55	X44559		ORG
30	9NFR094	GRD09-135	243.87	245.62	1.75	X44560		ORG
31	9NFR094	GRD09-135	245.62	247.43	1.81	X44561		ORG
32	9NFR094	GRD09-135	248.90	250.50	1.60	X44562		OFD
33	9NFR094	GRD09-135	248.90	250.50	1.60	X44563	X44562	DUF
34	9NFR094	GRD09-135	247.43	248.90	1.47	X44564		ORG
35	9NFR094	GRD09-135	250.50	251.90	1.40	X44565		ORG
36	9NFR094	GRD09-135	251.90	253.52	1.62	X44566		ORG
37	9NFR094	GRD09-135	253.52	255.47	1.95	X44567		ORG

No	Batch_No	Hole_ID	Interval From (m)	Interval To (m)	Length (m)	Sample Number	Orig_SampleID	QC_category
1	9NFR095	GRD09-139	99.50	100.70	1.20	X45280		ORG
2	9NFR095	GRD09-139	100.70	101.90	1.20	X45281		ORG
3	9NFR095	GRD09-139				X45282	13	STD
4	9NFR095	GRD09-139	101.90	102.50	0.60	X45283		ORG
5	9NFR095	GRD09-139	102.50	103.90	1.40	X45284		ORG
6	9NFR095	GRD09-139	103.90	105.30	1.40	X45285		ORG
7	9NFR095	GRD09-139	105.30	106.60	1.30	X45286		ORG
8	9NFR095	GRD09-139	106.60	108.00	1.40	X45287		ORG
9	9NFR095	GRD09-139	108.00	109.45	1.45	X45288		ORG
10	9NFR095	GRD09-139	109.45	110.90	1.45	X45289		ORG
11	9NFR095	GRD09-139	110.90	112.90	2.00	X45290		ORG
12	9NFR095	GRD09-139	112.90	114.90	2.00	X45291		ORG
13	9NFR095	GRD09-139	114.90	116.10	1.20	X45292		OPD
14	9NFR095	GRD09-139	114.90	116.10	1.20	X45293	X45292	DUP
15	9NFR095	GRD09-139	116.10	117.70	1.60	X45294		ORG
16	9NFR095	GRD09-139	117.70	119.70	2.00	X45295		OCD
17	9NFR095	GRD09-139	117.70	119.70	2.00	X45296	X45295	DUC
18	9NFR095	GRD09-139	119.70	121.70	2.00	X45297		ORG
19	9NFR095	GRD09-139	121.70	123.70	2.00	X45298		ORG
20	9NFR095	GRD09-139				X45299		BLK
21	9NFR095	GRD09-139	123.70	124.95	1.25	X45300		ORG
22	9NFR095	GRD09-139	124.95	126.20	1.25	X45301		ORG
23	9NFR095	GRD09-139	126.20	127.90	1.70	X45302		ORG
24	9NFR095	GRD09-139	127.90	129.90	2.00	X45303		ORG
25	9NFR095	GRD09-139	129.90	131.90	2.00	X45304		ORG
26	9NFR095	GRD09-139	131.90	133.10	1.20	X45305		ORG
27	9NFR095	GRD09-139	133.10	134.80	1.70	X45306		ORG
28	9NFR095	GRD09-139	134.80	136.80	2.00	X45307		ORG
29	9NFR095	GRD09-139	136.80	138.80	2.00	X45308		ORG
30	9NFR095	GRD09-139	138.80	140.80	2.00	X45309		ORG
31	9NFR095	GRD09-139	140.80	142.80	2.00	X45310		ORG
32	9NFR095	GRD09-139	142.80	144.60	1.80	X45311		ORG
33	9NFR095	GRD09-139	144.60	146.60	2.00	X45312		ORG
34	9NFR095	GRD09-139	146.60	148.60	2.00	X45313		ORG
35	9NFR095	GRD09-139	148.60	150.60	2.00	X45314		ORG
36	9NFR095	GRD09-139	150.60	151.85	1.25	X45315		ORG

Batch_No	Hole_ID	Interval From (m)	Interval To (m)	Length (m)	Sample Number	Orig_SampleID	QC_category
9NFR096	GRD09-139	151.85	153.10	1.25	X45316		ORG
9NFR096	GRD09-139	153.10	153.50	0.40	X45317		ORG
9NFR096	GRD09-139	153.50	154.30	0.80	X45318		ORG
9NFR096	GRD09-139	154.30	155.60	1.30	X45319		ORG
9NFR096	GRD09-139	155.60	157.40	1.80	X45320		ORG
9NFR096	GRD09-139	157.40	158.20	0.80	X45321		ORG
9NFR096	GRD09-139	158.20	160.00	1.80	X45322		ORG
9NFR096	GRD09-139	160.00	161.00	1.00	X45323		ORG
9NFR096	GRD09-139	161.00	162.70	1.70	X45324		ORG
9NFR096	GRD09-139	162.70	164.30	1.60	X45325		ORG
9NFR096	GRD09-139				X45326	5E	STD
9NFR096	GRD09-139	164.30	165.90	1.60	X45327		ORG
9NFR096	GRD09-139				X45328		BLK
9NFR096	GRD09-139	165.90	166.50	0.60	X45329		OPD
9NFR096	GRD09-139	165.90	166.50	0.60	X45330	X45329	DUP
9NFR096	GRD09-139	166.50	167.70	1.20	X45331		ORG
9NFR096	GRD09-139	167.70	168.70	51.00	X45332		ORG
9NFR096	GRD09-139	168.70	169.80	1.10	X45333		ORG
9NFR096	GRD09-139	169.80	171.80	2.00	X45334		ORG
9NFR096	GRD09-139	171.80	173.80	2.00	X45335		ORG
9NFR096	GRD09-139	173.80	175.00	1.20	X45336		ORG
9NFR096	GRD09-139	175.00	176.40	1.40	X45337		OCD
9NFR096	GRD09-139	175.00	176.40	1.40	X45338	X45337	DUC
9NFR096	GRD09-139	176.40	178.40	2.00	X45339		ORG
9NFR096	GRD09-139	178.40	180.00	1.60	X45340		ORG
9NFR096	GRD09-139	180.00	180.80	0.80	X45341		ORG
9NFR096	GRD09-139	180.80	182.80	2.00	X45342		ORG
9NFR096	GRD09-139	182.80	184.30	1.50	X45343		ORG
9NFR096	GRD09-139	184.30	185.90	1.60	X45344		ORG
9NFR096	GRD09-139	185.90	186.30	0.40	X45345		ORG
9NFR096	GRD09-139	186.30	188.00	1.70	X45346		ORG
9NFR096	GRD09-139	188.00	189.70	1.70	X45347		ORG
9NFR096	GRD09-139	189.70	191.40	1.70	X45348		ORG
9NFR096	GRD09-139	191.40	193.40	2.00	X45349		ORG
9NFR096	GRD09-139	193.40	195.40	2.00	X45350		ORG
9NFR096	GRD09-139	195.40	197.40	2.00	X45351		ORG

No	Batch_No	Hole_ID	Interval From (m)	Interval To (m)	Length (m)	Sample Number	Orig_SampleID	QC_category
1	9NFR098	GRD09-135	255.47	257.43	1.96	X44568		ORG
2	9NFR098	GRD09-135	257.43	259.42	1.99	X44569		ORG
3	9NFR098	GRD09-135	259.42	259.80	0.38	X44570		ORG
4	9NFR098	GRD09-135				X44571		BLK
5	9NFR098	GRD09-135	259.80	261.2	1.40	X44572		ORG
6	9NFR098	GRD09-135	261.2	263.20	2.00	X44573		ORG
7	9NFR098	GRD09-135				X44574	5E	STD
8	9NFR098	GRD09-135	263.20	265.40	1.56	X44575		ORG
9	9NFR098	GRD09-135	265.40	266.96	1.56	X44576		ORG
10	9NFR098	GRD09-135	266.96	268.44	1.48	X44577		ORG
11	9NFR098	GRD09-135	268.44	270.00	1.56	X44578		ORG
12	9NFR098	GRD09-135	270.00	271.27	1.27	X44579		ORG
13	9NFR098	GRD09-135	271.27	272.46	1.19	X44580		ORG
14	9NFR098	GRD09-135	272.46	274.32	1.86	X44581		ORG
15	9NFR098	GRD09-135	274.32	275.88	1.56	X44582		ORG
16	9NFR098	GRD09-135	275.88	277.37	1.49	X44583		ORG
17	9NFR098	GRD09-135	277.37	279.30	1.93	X44584		ORG
18	9NFR098	GRD09-135	279.30	280.99	1.69	X44585		ORG
19	9NFR098	GRD09-135	280.99	282.85	1.86	X44586		ORG
20	9NFR098	GRD09-135	282.85	284.40	1.55	X44587		ORG
21	9NFR098	GRD09-135	284.40	285.78	1.38	X44588		ORG
22	9NFR098	GRD09-135	285.78	287.79	2.01	X44589		ORG
23	9NFR098	GRD09-135	287.79	289.00	1.21	X44590		OPD
24	9NFR098	GRD09-135	287.79	289.00	1.21	X44591	X44590	DUP
25	9NFR098	GRD09-135	289.00	290.36	1.36	X44592		ORG

No	Batch_No	Hole_ID	Interval From (m)	Interval To (m)	Length (m)	Sample Number	Orig_SampleID	QC_category
1	9NFR099	GRD09-139	197.40	199.40	2.00	X45352		ORG
2	9NFR099	GRD09-139	199.40	201.00	1.60	X45353		ORG
3	9NFR099	GRD09-139	201.00	203.00	2.00	X45354		OFD
4	9NFR099	GRD09-139	201.00	203.00	2.00	X45355	X45354	DUF
5	9NFR099	GRD09-139	203.00	205.00	2.00	X45356		ORG
6	9NFR099	GRD09-139	205.00	206.60	1.60	X45357		ORG
7	9NFR099	GRD09-139	206.60	208.60	2.00	X45358		ORG
8	9NFR099	GRD09-139	208.60	210.20	1.60	X45359		ORG
9	9NFR099	GRD09-139	210.20	212.20	2.00	X45360		ORG
10	9NFR099	GRD09-139	212.20	214.20	2.00	X45361		ORG
11	9NFR099	GRD09-139	214.20	215.20	1.00	X45362		ORG
12	9NFR099	GRD09-139	215.20	216.40	1.20	X45363		ORG
13	9NFR099	GRD09-139	216.40	218.40	2.00	X45364		ORG
14	9NFR099	GRD09-139	218.40	220.00	1.60	X45365		ORG
15	9NFR099	GRD09-139	220.00	221.50	1.50	X45366		ORG
16	9NFR099	GRD09-139				X45367	74	STD
17	9NFR099	GRD09-139	221.50	223.10	1.60	X45368		ORG
18	9NFR099	GRD09-139	223.10	224.70	1.60	X45369		OPD
19	9NFR099	GRD09-139	223.10	224.70	1.60	X45370	X45369	DUP
20	9NFR099	GRD09-139	224.70	225.95	1.25	X45371		ORG
21	9NFR099	GRD09-139	225.95	227.20	1.25	X45372		ORG
22	9NFR099	GRD09-139	227.20	227.60	0.40	X45373		ORG
23	9NFR099	GRD09-139	227.60	229.60	2.00	X45374		ORG
24	9NFR099	GRD09-139	229.60	231.60	2.00	X45375		ORG
25	9NFR099	GRD09-139	231.60	233.60	2.00	X45376		ORG
26	9NFR099	GRD09-139	233.60	235.20	1.60	X45377		ORG
27	9NFR099	GRD09-139	235.20	236.80	1.60	X45378		ORG
28	9NFR099	GRD09-139	236.80	238.15	1.35	X45379		ORG
29	9NFR099	GRD09-139	238.15	239.00	0.85	X45380		ORG
30	9NFR099	GRD09-139	239.00	241.00	2.00	X45381		ORG
31	9NFR099	GRD09-139				X45382		BLK
32	9NFR099	GRD09-139	241.00	243.00	2.00	X45383		ORG
33	9NFR099	GRD09-139	243.00	245.00	2.00	X45384		ORG
34	9NFR099	GRD09-139	245.00	246.00	1.00	X45385		ORG
35	9NFR099	GRD09-139	246.00	247.20	1.20	X45386		ORG
36	9NFR099	GRD09-139	247.20	248.20	1.00	X45387		ORG

No	Batch_No	Hole_ID	Interval From (m)	Interval To (m)	Length (m)	Sample Number	Orig_SampleID	QC_category
1	9NFR100	GRD09-139	248.20	250.20	2.00	X45388		ORG
2	9NFR100	GRD09-139	250.20	251.70	1.50	X45389		ORG
3	9NFR100	GRD09-139	251.70	252.10	0.40	X45390		ORG
4	9NFR100	GRD09-139	252.10	253.70	1.60	X45391		ORG
5	9NFR100	GRD09-139	253.70	255.20	1.50	X45392		ORG
6	9NFR100	GRD09-139	255.20	255.60	0.40	X45393		OCD
7	9NFR100	GRD09-139	255.20	255.60	0.40	X45394	X45393	DUC
8	9NFR100	GRD09-139	255.60	257.60	2.00	X45395		ORG
9	9NFR100	GRD09-139	257.60	258.00	0.40	X45396		ORG
10	9NFR100	GRD09-139	258.00	259.30	1.30	X45397		ORG
11	9NFR100	GRD09-139	259.30	261.30	2.00	X45398		ORG
12	9NFR100	GRD09-139	261.30	263.30	2.00	X45399		ORG
13	9NFR100	GRD09-139	263.30	265.30	2.00	X45400		OPD
14	9NFR100	GRD09-139	263.30	265.30	2.00	X45401	X45400	DUP
15	9NFR100	GRD09-139	265.30	266.65	1.35	X45402		ORG
16	9NFR100	GRD09-139				X45403		BLK
17	9NFR100	GRD09-139	266.65	268.00	1.35	X45404		ORG
18	9NFR100	GRD09-139	268.00	269.20	1.20	X45405		ORG
19	9NFR100	GRD09-139	269.20	270.40	1.20	X45406		ORG
20	9NFR100	GRD09-139	270.40	272.40	2.00	X45407		ORG
21	9NFR100	GRD09-139	272.40	274.40	2.00	X45408		ORG
22	9NFR100	GRD09-139	274.40	276.50	2.10	X45409		ORG
23	9NFR100	GRD09-139	276.50	278.00	1.50	X45410		ORG
24	9NFR100	GRD09-139	278.00	280.00	2.00	X45411		ORG
25	9NFR100	GRD09-139	280.00	280.80	0.80	X45412		ORG
26	9NFR100	GRD09-139	280.80	281.75	0.95	X45413		ORG
27	9NFR100	GRD09-139	281.75	283.10	1.35	X45414		ORG
28	9NFR100	GRD09-139	283.10	284.85	1.75	X45415		ORG
29	9NFR100	GRD09-139	284.85	286.60	1.75	X45416		ORG
30	9NFR100	GRD09-139	286.60	287.70	1.10	X45417		ORG
31	9NFR100	GRD09-139	287.70	288.80	1.10	X45418		ORG
32	9NFR100	GRD09-139	288.80	290.60	1.80	X45419		ORG
33	9NFR100	GRD09-139	290.60	292.60	2.00	X45420		ORG
34	9NFR100	GRD09-139				X45421	19	STD
35	9NFR100	GRD09-139	292.60	294.60	2.00	X45422		ORG
36	9NFR100	GRD09-139	294.60	295.66	1.06	X45423		ORG

No	Batch_No	Hole_ID	Interval From (m)	Interval To (m)	Length (m)	Sample Number	Orig_SampleID	QC_category
10	9NFR140	GRD09-147	1.67	2.74	1.07	X47921		ORG
11	9NFR140	GRD09-147	2.74	4.25	1.51	X47922		ORG
12	9NFR140	GRD09-147	4.25	5.13	0.88	X47923		ORG
13	9NFR140	GRD09-147	5.13	7.22	2.09	X47924		ORG
14	9NFR140	GRD09-147	7.22	9.49	2.27	X47925		ORG
15	9NFR140	GRD09-147	9.49	10.50	1.01	X47926		ORG
16	9NFR140	GRD09-147	10.50	11.78	1.28	X47927		ORG
17	9NFR140	GRD09-147	11.78	13.89	2.11	X47928		ORG
18	9NFR140	GRD09-147	13.89	15.50	1.61	X47929		ORG
19	9NFR140	GRD09-147	15.50	17.37	1.87	X47930		ORG
20	9NFR140	GRD09-147				X47931		BLK
21	9NFR140	GRD09-147	17.37	19.00	1.63	X47932		ORG
22	9NFR140	GRD09-147	19.00	21.02	2.02	X47933		ORG
23	9NFR140	GRD09-147	21.02	21.97	0.95	X47934		ORG
24	9NFR140	GRD09-147	21.97	22.71	0.74	X47935		ORG
25	9NFR140	GRD09-147	22.71	23.45	0.74	X47936		ORG
26	9NFR140	GRD09-147	23.45	25.38	1.93	X47937		OCD
27	9NFR140	GRD09-147	23.45	25.38	1.93	X47938	X47937	DUC
28	9NFR140	GRD09-147	25.38	27.08	1.70	X47939		ORG
29	9NFR140	GRD09-147	27.08	27.49	0.41	X47940		ORG
30	9NFR140	GRD09-147	27.49	29.00	1.51	X47941		ORG
31	9NFR140	GRD09-147	29.00	31.00	2.00	X47942		ORG
32	9NFR140	GRD09-147	31.00	33.00	2.00	X47943		ORG
33	9NFR140	GRD09-147	33.00	34.84	1.84	X47944		OPD
34	9NFR140	GRD09-147	33.00	34.84	1.84	X47945	X47944	DUP
35	9NFR140	GRD09-147	34.84	36.31	1.47	X47946		ORG
36	9NFR140	GRD09-147	36.31	38.00	1.69	X47947		ORG
37	9NFR140	GRD09-147	38.00	39.48	1.48	X47948		ORG

No	Batch_No	Hole_ID	Interval From (m)	Interval To (m)	Length (m)	Sample Number	Orig_SampleID	QC_category
1	9NFR150	GRD09-150	0.00	6.10	6.10	X44742		ORG
2	9NFR150	GRD09-150	6.10	7.75	1.65	X44743		OPD
3	9NFR150	GRD09-150	6.10	7.75	1.65	X44744	X44743	DUP
4	9NFR150	GRD09-150	7.75	9.34	1.59	X44745		ORG
5	9NFR150	GRD09-150	9.34	11.00	1.66	X44746		ORG
6	9NFR150	GRD09-150	11.00	12.19	1.19	X44747		ORG
7	9NFR150	GRD09-150	12.19	13.80	1.61	X44748		ORG
8	9NFR150	GRD09-150	13.80	15.73	1.93	X44749		ORG
9	9NFR150	GRD09-150	15.73	17.68	1.95	X44750		ORG
10	9NFR150	GRD09-150	17.68	19.20	1.52	X44751		ORG
11	9NFR150	GRD09-150	19.20	21.03	1.83	X44752		ORG
12	9NFR150	GRD09-150	21.03	22.06	1.03	X44753		ORG
13	9NFR150	GRD09-150	22.06	24.05	1.99	X44754		ORG
14	9NFR150	GRD09-150	24.05	25.95	1.90	X44755		ORG
15	9NFR150	GRD09-150	25.95	27.87	1.92	X44756		ORG
16	9NFR150	GRD09-150	27.87	29.35	1.48	X44757		ORG
17	9NFR150	GRD09-150				X44758	74	STD
18	9NFR150	GRD09-150	29.35	30.58	1.23	X44759		ORG
19	9NFR150	GRD09-150	30.58	32.82	2.24	X44760		ORG
20	9NFR150	GRD09-150	32.82	33.53	0.71	X44761		ORG
21	9NFR150	GRD09-150	33.53	35.36	1.83	X44762		ORG
22	9NFR150	GRD09-150	35.36	36.60	1.24	X44763		ORG
23	9NFR150	GRD09-150	36.60	38.60	2.00	X44764		ORG
24	9NFR150	GRD09-150	38.60	40.36	1.76	X44765		ORG
25	9NFR150	GRD09-150	40.36	42.67	2.31	X44766		ORG
26	9NFR150	GRD09-150	42.67	43.64	0.97	X44767		ORG
27	9NFR150	GRD09-150	43.64	44.36	0.72	X44768		OCD
28	9NFR150	GRD09-150	43.64	44.36	0.72	X44769	X44768	DUC
29	9NFR150	GRD09-150	44.36	46.24	1.88	X44770		ORG
30	9NFR150	GRD09-150				X44771		BLK
31	9NFR150	GRD09-150	46.24	47.20	0.96	X44772		ORG
32	9NFR150	GRD09-150	47.20	47.90	0.70	X44773		ORG
33	9NFR150	GRD09-150	47.90	48.78	0.88	X44774		ORG
34	9NFR150	GRD09-150	48.78	49.04	0.26	X44775		ORG
35	9NFR150	GRD09-150	49.04	49.88	0.84	X44776		ORG
36	9NFR150	GRD09-150	49.88	50.70	0.82	X44777		ORG
37	9NFR150	GRD09-150	50.70	52.56	1.86	X44778		ORG

No	Batch_No	Hole_ID	Interval From (m)	Interval To (m)	Length (m)	Sample Number	Orig_SampleID	QC_category
1	9NFR158	GRD09-147	39.48	40.17	0.69	X47949		ORG
2	9NFR158	GRD09-147	40.17	41.29	1.12	X47950		ORG
3	9NFR158	GRD09-147				X47951		BLK
4	9NFR158	GRD09-147	41.29	42.50	1.21	X47952		ORG
5	9NFR158	GRD09-147	42.50	43.81	1.31	X47953		ORG
6	9NFR158	GRD09-147	43.81	45.52	1.71	X47954		ORG
7	9NFR158	GRD09-147	45.52	47.00	1.48	X47955		OCD
8	9NFR158	GRD09-147	45.52	47.00	1.48	X47956	X47955	DUC
9	9NFR158	GRD09-147	47.00	48.03	1.03	X47957		ORG
10	9NFR158	GRD09-147	48.03	48.64	0.61	X47958		ORG
11	9NFR158	GRD09-147	48.64	49.19	0.55	X47959		ORG
12	9NFR158	GRD09-147	49.19	49.57	0.38	X47960		ORG
13	9NFR158	GRD09-147	49.57	49.96	0.39	X47961		ORG
14	9NFR158	GRD09-147	49.96	50.38	0.42	X47962		ORG
15	9NFR158	GRD09-147	50.38	51.02	0.64	X47963		ORG
16	9NFR158	GRD09-147	51.02	52.67	1.65	X47964		ORG
17	9NFR158	GRD09-147	52.67	54.57	1.90	X47965		OPD
18	9NFR158	GRD09-147	52.67	54.57	1.90	X47966	X47965	DUP
19	9NFR158	GRD09-147	54.57	56.00	1.43	X47967		ORG
20	9NFR158	GRD09-147	56.00	58.00	2.00	X47968		ORG
21	9NFR158	GRD09-147	58.00	59.89	1.89	X47969		ORG
22	9NFR158	GRD09-147	59.89	61.00	1.11	X47970		ORG
23	9NFR158	GRD09-147	61.00	63.00	2.00	X47971		ORG
24	9NFR158	GRD09-147	63.00	64.34	1.34	X47972		ORG
25	9NFR158	GRD09-147	64.34	66.00	1.66	X47973		ORG
26	9NFR158	GRD09-147	66.00	68.00	2.00	X47974		ORG
27	9NFR158	GRD09-147	68.00	69.90	1.90	X47975		ORG
28	9NFR158	GRD09-147	69.90	70.53	0.63	X47976		ORG
29	9NFR158	GRD09-147				X47977	74	STD
30	9NFR158	GRD09-147	70.53	72.00	1.47	X47978		ORG
31	9NFR158	GRD09-147	72.00	74.00	2.00	X47979		ORG
32	9NFR158	GRD09-147	74.00	76.00	2.00	X47980		ORG
33	9NFR158	GRD09-147	76.00	77.24	1.24	X47981		ORG

34	9NFR158	GRD09-147	77.24	78.50	1.26	X47982		ORG
35	9NFR158	GRD09-147	78.50	79.82	1.32	X47983		ORG
36	9NFR158	GRD09-147	79.82	80.94	1.12	X47984		ORG
37	9NFR158	GRD09-147	80.94	82.50	1.56	X47985		ORG

No	Batch_No	Hole_ID	Interval From (m)	Interval To (m)	Length (m)	Sample Number	Orig_SampleID	QC_category
1	9NFR160	GRD09-150	52.56	53.76	1.20	X44779		ORG
2	9NFR160	GRD09-150	53.76	55.44	1.68	X44780		OFD
3	9NFR160	GRD09-150	53.76	55.44	1.68	X44781	X44780	DUF
4	9NFR160	GRD09-150				X44782		BLK
5	9NFR160	GRD09-150	55.44	57.44	2.00	X44783		ORG
6	9NFR160	GRD09-150	57.44	59.44	2.00	X44784		ORG
7	9NFR160	GRD09-150	59.44	60.68	1.24	X44785		ORG
8	9NFR160	GRD09-150	60.68	61.97	1.29	X44786		ORG
9	9NFR160	GRD09-150	61.97	62.51	0.54	X44787		ORG
10	9NFR160	GRD09-150	62.51	64.07	1.56	X44788		ORG
11	9NFR160	GRD09-150	64.07	64.95	0.88	X44789		ORG
12	9NFR160	GRD09-150	64.95	66.80	1.85	X44790		ORG
13	9NFR160	GRD09-150				X44791	19	STD
14	9NFR160	GRD09-150	66.80	68.34	1.54	X44792		ORG
15	9NFR160	GRD09-150	68.34	69.02	0.68	X44793		ORG
16	9NFR160	GRD09-150	69.02	69.51	0.49	X44794		ORG
17	9NFR160	GRD09-150	69.51	70.57	1.06	X44795		ORG
18	9NFR160	GRD09-150	70.57	71.75	1.18	X44796		ORG
19	9NFR160	GRD09-150	71.75	73.08	1.33	X44797		ORG
20	9NFR160	GRD09-150	73.08	74.35	1.27	X44798		ORG
21	9NFR160	GRD09-150	74.35	76.44	2.09	X44799		ORG
22	9NFR160	GRD09-150	76.44	77.72	1.28	X44800		OPD
23	9NFR160	GRD09-150	76.44	77.72	1.28	X44801	X44800	DUP
24	9NFR160	GRD09-150	77.72	79.19	1.47	X44802		ORG
25	9NFR160	GRD09-150	79.19	80.77	1.58	X44803		ORG
26	9NFR160	GRD09-150	80.77	81.97	1.20	X44804		ORG
27	9NFR160	GRD09-150	81.97	83.82	1.85	X44805		ORG
28	9NFR160	GRD09-150	83.82	85.70	1.88	X44806		ORG
29	9NFR160	GRD09-150	85.70	86.87	1.17	X44807		ORG
30	9NFR160	GRD09-150	86.87	88.75	1.88	X44808		ORG
31	9NFR160	GRD09-150	88.75	89.92	1.17	X44809		ORG
32	9NFR160	GRD09-150	89.92	91.46	1.54	X44810		ORG
33	9NFR160	GRD09-150	91.46	92.18	0.72	X44811		ORG
34	9NFR160	GRD09-150	92.18	92.62	0.44	X44812		ORG
35	9NFR160	GRD09-150	92.62	92.98	0.36	X44813		ORG
36	9NFR160	GRD09-150	92.98	95.32	2.34	X44814		ORG
37	9NFR160	GRD09-150	95.32	95.70	0.38	X44815		ORG

No	Batch_No	Hole_ID	Interval From (m)	Interval To (m)	Length (m)	Sample Number	Orig_SampleID	QC_category
1	9NFR162	GRD09-147	82.50	84.56	2.06	X47986		ORG
2	9NFR162	GRD09-147	84.56	86.00	1.44	X47987		ORG
3	9NFR162	GRD09-147	86.00	88.00	2.00	X47988		ORG
4	9NFR162	GRD09-147	88.00	90.00	2.00	X47989		ORG
5	9NFR162	GRD09-147	90.00	91.63	1.63	X47990		ORG
6	9NFR162	GRD09-147	91.63	93.03	1.40	X47991		ORG
7	9NFR162	GRD09-147				X47992	19	STD
8	9NFR162	GRD09-147	93.03	93.82	0.79	X47993		ORG
9	9NFR162	GRD09-147	93.82	94.18	0.36	X47994		ORG
10	9NFR162	GRD09-147	94.18	96.13	1.95	X47995		ORG
11	9NFR162	GRD09-147	96.13	98.24	2.11	X47996		ORG
12	9NFR162	GRD09-147	98.24	98.78	0.54	X47997		ORG
13	9NFR162	GRD09-147	98.78	99.74	0.96	X47998		ORG
14	9NFR162	GRD09-147	99.74	100.64	0.90	X47999		ORG
15	9NFR162	GRD09-147	100.64	101.93	1.29	X48000		ORG
16	9NFR162	GRD09-147	101.93	102.61	0.68	X45751		ORG
17	9NFR162	GRD09-147	102.61	103.57	0.96	X45752		ORG
18	9NFR162	GRD09-147	103.57	105.00	1.43	X45753		ORG
19	9NFR162	GRD09-147	105.00	106.97	1.97	X45754		ORG
20	9NFR162	GRD09-147	106.97	107.92	0.95	X45755		OCD
21	9NFR162	GRD09-147	106.97	107.92	0.95	X45756	X45755	DUC
22	9NFR162	GRD09-147	107.92	110.03	2.11	X45757		ORG
23	9NFR162	GRD09-147	110.03	111.08	1.05	X45758		ORG
24	9NFR162	GRD09-147	111.08	111.86	0.78	X45759		ORG
25	9NFR162	GRD09-147	111.86	113.50	1.64	X45760		ORG
26	9NFR162	GRD09-147	113.50	115.57	2.07	X45761		ORG
27	9NFR162	GRD09-147	115.57	116.50	0.93	X45762		ORG
28	9NFR162	GRD09-147	116.50	117.94	1.44	X45763		ORG
29	9NFR162	GRD09-147	117.94	119.00	1.06	X45764		ORG
30	9NFR162	GRD09-147	119.00	121.00	2.00	X45765		ORG
31	9NFR162	GRD09-147	121.00	123.00	2.00	X45766		OPD
32	9NFR162	GRD09-147	121.00	123.00	2.00	X45767	X45766	DUP
33	9NFR162	GRD09-147	123.00	124.87	1.87	X45768		ORG
34	9NFR162	GRD09-147	124.87	125.85	0.98	X45769		ORG
35	9NFR162	GRD09-147				X45770		BLK
36	9NFR162	GRD09-147	125.85	127.00	1.15	X45771		ORG
37	9NFR162	GRD09-147	127.00	129.00	2.00	X45772		ORG

No	Batch_No	Hole_ID	Interval From (m)	Interval To (m)	Length (m)	Sample Number	Orig_SampleID	QC_category
1	9NFR163	GRD09-150	95.70	97.02	1.32	X44816		
2	9NFR163	GRD09-150	97.02	97.99	0.97	X44817		
3	9NFR163	GRD09-150	97.99	99.84	1.85	X44818		
4	9NFR163	GRD09-150	99.84	101.44	1.60	X44819		
5	9NFR163	GRD09-150	101.44	103.02	1.58	X44820		
6	9NFR163	GRD09-150	103.02	104.30	1.28	X44821		
7	9NFR163	GRD09-150	104.30	105.74	1.44	X44822		
8	9NFR163	GRD09-150	105.74	106.96	1.22	X44823		
9	9NFR163	GRD09-150	106.96	107.91	0.95	X44824		OFD
10	9NFR163	GRD09-150	106.96	107.91	0.95	X44825	X44824	DUF
11	9NFR163	GRD09-150	107.91	109.29	1.38	X44826		
12	9NFR163	GRD09-150	109.29	110.58	1.29	X44827		
13	9NFR163	GRD09-150	110.58	112.68	2.10	X44828		
14	9NFR163	GRD09-150				X44829		BLK
15	9NFR163	GRD09-150	112.68	114.80	2.12	X44830		OPD
16	9NFR163	GRD09-150	112.68	114.80	2.12	X44831	X44830	DUP
17	9NFR163	GRD09-150	114.80	116.61	1.81	X44832		
18	9NFR163	GRD09-150				X44833	13	STD
19	9NFR163	GRD09-150	116.61	118.33	1.72	X44834		
20	9NFR163	GRD09-150	118.33	118.90	0.57	X44835		
21	9NFR163	GRD09-150	118.90	120.82	1.92	X44836		
22	9NFR163	GRD09-150	120.82	121.19	0.37	X44837		
23	9NFR163	GRD09-150	121.19	123.44	2.25	X44838		
24	9NFR163	GRD09-150	123.44	124.20	0.76	X44839		
25	9NFR163	GRD09-150	124.20	126.00	1.80	X44840		
26	9NFR163	GRD09-150	126.00	127.01	1.01	X44841		
27	9NFR163	GRD09-150	127.01	128.85	1.84	X44842		
28	9NFR163	GRD09-150	128.85	130.69	1.84	X44843		
29	9NFR163	GRD09-150	130.69	132.59	1.90	X44844		
30	9NFR163	GRD09-150	132.59	134.32	1.73	X44845		
31	9NFR163	GRD09-150	134.32	136.23	1.91	X44846		
32	9NFR163	GRD09-150	136.23	137.93	1.70	X44847		
33	9NFR163	GRD09-150	137.93	139.64	1.71	X44848		
34	9NFR163	GRD09-150	139.64	141.43	1.79	X44849		
35	9NFR163	GRD09-150	141.43	142.89	1.46	X44850		
36	9NFR163	GRD09-150	142.89	143.82	0.93	X44851		
37	9NFR163	GRD09-150	143.82	145.36	1.54	X44852		

No	Batch_No	Hole_ID	Interval From (m)	Interval To (m)	Length (m)	Sample Number	Orig_SampleID	QC_category
1	9NFR164	GRD09-150	145.36	145.74	0.38	X44853		
2	9NFR164	GRD09-150	145.74	146.07	0.33	X44854		
3	9NFR164	GRD09-150	146.07	147.28	1.21	X44855		
4	9NFR164	GRD09-150	147.28	148.83	1.55	X44856		
5	9NFR164	GRD09-150	148.83	149.93	1.10	X44857		
6	9NFR164	GRD09-150	149.93	150.88	0.95	X44858		
7	9NFR164	GRD09-150	150.88	151.87	0.99	X44859		
8	9NFR164	GRD09-150	151.87	153.56	1.69	X44860		
9	9NFR164	GRD09-150	153.56	154.60	1.04	X44861		
10	9NFR164	GRD09-150	154.60	156.07	1.47	X44862		
11	9NFR164	GRD09-150	156.07	157.76	1.69	X44863		
12	9NFR164	GRD09-150	157.76	158.13	0.37	X44864		
13	9NFR164	GRD09-150	158.13	160.02	1.89	X44865		
14	9NFR164	GRD09-150	160.02	161.40	1.38	X44866		
15	9NFR164	GRD09-150	161.40	162.80	1.40	X44867		
16	9NFR164	GRD09-150	162.80	164.50	1.70	X44868		
17	9NFR164	GRD09-150	164.50	165.82	1.32	X44869		
18	9NFR164	GRD09-150	165.82	166.67	0.85	X44870		
19	9NFR164	GRD09-150	166.67	168.58	1.91	X44871		
20	9NFR164	GRD09-150	168.58	170.31	1.73	X44872		OCD
21	9NFR164	GRD09-150	168.58	170.31	1.73	X44873	X44872	DUC
22	9NFR164	GRD09-150				X44874		BLK
23	9NFR164	GRD09-150	170.31	172.00	1.69	X44875		
24	9NFR164	GRD09-150	172.00	172.97	0.97	X44876		
25	9NFR164	GRD09-150	172.97	174.60	1.63	X44877		
26	9NFR164	GRD09-150	174.60	176.77	2.17	X44878		
27	9NFR164	GRD09-150	176.77	178.31	1.54	X44879		
28	9NFR164	GRD09-150	178.31	180.05	1.74	X44880		OPD
29	9NFR164	GRD09-150	178.31	180.05	1.74	X44881	X44880	DUP
30	9NFR164	GRD09-150				X44882	19	STD
31	9NFR164	GRD09-150	180.05	181.56	1.51	X44883		
32	9NFR164	GRD09-150	181.56	183.33	1.77	X44884		
33	9NFR164	GRD09-150	183.33	184.65	1.32	X44885		
34	9NFR164	GRD09-150	184.65	185.07	0.42	X44886		
35	9NFR164	GRD09-150	185.07	186.44	1.37	X44887		
36	9NFR164	GRD09-150	186.44	187.75	1.31	X44888		
37	9NFR164	GRD09-150	187.75	190.19	2.44	X44889		

No	Batch_No	Hole_ID	Interval From (m)	Interval To (m)	Length (m)	Sample Number	Orig_SampleID	QC_category
1	9NFR165	GRD09-147	129.00	131.00	2.00	X45773		ORG
2	9NFR165	GRD09-147	131.00	132.28	1.28	X45774		ORG
3	9NFR165	GRD09-147	132.28	134.00	1.72	X45775		ORG
4	9NFR165	GRD09-147	134.00	135.54	1.54	X45776		ORG
5	9NFR165	GRD09-147				X45777	13	STD
6	9NFR165	GRD09-147	135.54	136.33	0.79	X45778		ORG
7	9NFR165	GRD09-147	136.33	136.73	0.40	X45779		ORG
8	9NFR165	GRD09-147	136.73	137.25	0.52	X45780		ORG
9	9NFR165	GRD09-147	137.25	138.02	0.77	X45781		ORG
10	9NFR165	GRD09-147	138.02	139.01	0.99	X45782		ORG
11	9NFR165	GRD09-147	139.01	140.34	1.33	X45783		ORG
12	9NFR165	GRD09-147	140.34	140.71	0.37	X45784		ORG
13	9NFR165	GRD09-147				X45785		BLK
14	9NFR165	GRD09-147	140.71	141.22	0.51	X45786		ORG
15	9NFR165	GRD09-147	141.22	143.00	1.78	X45787		ORG
16	9NFR165	GRD09-147	143.00	144.65	1.65	X45788		ORG
17	9NFR165	GRD09-147	144.65	145.49	0.84	X45789		ORG
18	9NFR165	GRD09-147	145.49	146.10	0.61	X45790		ORG
19	9NFR165	GRD09-147	146.10	146.57	0.47	X45791		ORG
20	9NFR165	GRD09-147	146.57	147.50	0.93	X45792		ORG
21	9NFR165	GRD09-147	147.50	148.90	1.40	X45793		ORG
22	9NFR165	GRD09-147	148.90	150.32	1.42	X45794		ORG
23	9NFR165	GRD09-147	150.32	151.18	0.86	X45795		OCD
24	9NFR165	GRD09-147	150.32	151.18	0.86	X45796	X45795	DUC
25	9NFR165	GRD09-147	151.18	153.00	1.82	X45797		ORG
26	9NFR165	GRD09-147	153.00	154.01	1.01	X45798		ORG
27	9NFR165	GRD09-147	154.01	155.43	1.42	X45799		ORG
28	9NFR165	GRD09-147	155.43	157.00	1.57	X45800		ORG
29	9NFR165	GRD09-147	157.00	158.29	1.29	X45801		ORG
30	9NFR165	GRD09-147	158.29	160.02	1.73	X45802		ORG
31	9NFR165	GRD09-147	160.02	160.72	0.70	X45803		ORG
32	9NFR165	GRD09-147	160.72	161.80	1.08	X45804		ORG
33	9NFR165	GRD09-147	161.80	163.49	1.69	X45805		OPD
34	9NFR165	GRD09-147	161.80	163.49	1.69	X45806	X45805	DUP
35	9NFR165	GRD09-147	163.49	165.00	1.51	X45807		ORG
36	9NFR165	GRD09-147	165.00	166.50	1.50	X45808		ORG
37	9NFR165	GRD09-147	166.50	167.76	1.26	X45809		ORG

No	Batch_No	Hole_ID	Interval From (m)	Interval To (m)	Length (m)	Sample Number	Orig_SampleID	QC_category
1	9NFR166	GRD09-147	167.76	169.45	1.69	X45810		ORG
2	9NFR166	GRD09-147	169.45	171.50	2.05	X45811		ORG
3	9NFR166	GRD09-147	171.50	173.59	2.09	X45812		ORG
4	9NFR166	GRD09-147	173.59	175.19	1.60	X45813		ORG
5	9NFR166	GRD09-147	175.19	175.85	0.66	X45814		ORG
6	9NFR166	GRD09-147	175.85	177.46	1.61	X45815		ORG
7	9NFR166	GRD09-147	177.46	177.89	0.43	X45816		ORG
8	9NFR166	GRD09-147				X45817	5E	STD
9	9NFR166	GRD09-147	177.89	179.72	1.83	X45818		ORG
10	9NFR166	GRD09-147	179.72	180.74	1.02	X45819		ORG
11	9NFR166	GRD09-147	180.74	182.33	1.59	X45820		ORG
12	9NFR166	GRD09-147	182.33	184.00	1.67	X45821		ORG
13	9NFR166	GRD09-147	184.00	185.34	1.34	X45822		ORG
14	9NFR166	GRD09-147	185.34	187.13	1.79	X45823		ORG
15	9NFR166	GRD09-147	187.13	188.50	1.37	X45824		ORG
16	9NFR166	GRD09-147	188.50	189.46	0.96	X45825		ORG
17	9NFR166	GRD09-147	189.46	190.47	1.01	X45826		ORG
18	9NFR166	GRD09-147				X45827		BLK
19	9NFR166	GRD09-147	190.47	192.50	2.03	X45828		ORG
20	9NFR166	GRD09-147	192.50	194.50	2.00	X45829		ORG
21	9NFR166	GRD09-147	194.50	196.46	1.96	X45830		ORG
22	9NFR166	GRD09-147	196.46	197.60	1.14	X45831		ORG
23	9NFR166	GRD09-147	197.60	198.79	1.19	X45832		OCD
24	9NFR166	GRD09-147	197.60	198.79	1.19	X45833	X45832	DUC
25	9NFR166	GRD09-147	198.79	200.29	1.50	X45834		ORG
26	9NFR166	GRD09-147	200.29	201.50	1.21	X45835		ORG
27	9NFR166	GRD09-147	201.50	202.92	1.42	X45836		ORG
28	9NFR166	GRD09-147	202.92	204.03	1.11	X45837		ORG
29	9NFR166	GRD09-147	204.03	204.59	0.56	X45838		ORG
30	9NFR166	GRD09-147	204.59	205.00	0.41	X45839		ORG
31	9NFR166	GRD09-147	205.00	206.50	1.50	X45840		ORG
32	9NFR166	GRD09-147	206.50	208.00	1.50	X45841		OPD
33	9NFR166	GRD09-147	206.50	208.00	1.50	X45842	X45841	DUP
34	9NFR166	GRD09-147	208.00	209.24	1.24	X45843		ORG
35	9NFR166	GRD09-147	209.24	211.00	1.76	X45844		ORG
36	9NFR166	GRD09-147	211.00	213.00	2.00	X45845		ORG
37	9NFR166	GRD09-147	213.00	215.00	2.00	X45846		ORG

No	Batch_No	Hole_ID	Interval From (m)	Interval To (m)	Length (m)	Sample Number	Orig_SampleID	QC_category
1	9NFR167	GRD09-150	190.19	192.25	2.06	X44890		ORG
2	9NFR167	GRD09-150	192.25	193.22	0.97	X44891		ORG
3	9NFR167	GRD09-150	193.22	194.96	1.74	X44892		ORG
4	9NFR167	GRD09-150	194.96	196.60	1.64	X44893		ORG
5	9NFR167	GRD09-150	196.60	198.60	2.00	X44894		ORG
6	9NFR167	GRD09-150	198.60	200.19	1.59	X44895		ORG
7	9NFR167	GRD09-150	200.19	200.68	0.49	X44896		ORG
8	9NFR167	GRD09-150	200.68	202.69	2.01	X44897		ORG
9	9NFR167	GRD09-150	202.69	203.38	0.69	X44898		ORG
10	9NFR167	GRD09-150	203.38	205.70	2.32	X44899		ORG
11	9NFR167	GRD09-150	205.70	206.74	1.04	X44900		ORG
12	9NFR167	GRD09-150	206.74	208.86	2.12	X44901		ORG
13	9NFR167	GRD09-150	208.86	209.51	0.65	X44902		ORG
14	9NFR167	GRD09-150				X44903	20A	STD
15	9NFR167	GRD09-150	209.51	210.59	1.08	X44904		ORG
16	9NFR167	GRD09-150	210.59	211.84	1.25	X44905		OFD
17	9NFR167	GRD09-150	210.59	211.84	1.25	X44906	X44905	DUF
18	9NFR167	GRD09-150	211.84	213.66	1.82	X44907		ORG
19	9NFR167	GRD09-150				X44908		BLK
20	9NFR167	GRD09-150	213.66	215.73	2.07	X44909		ORG
21	9NFR167	GRD09-150	215.73	216.58	0.85	X44910		ORG
22	9NFR167	GRD09-150	216.58	217.93	1.35	X44911		ORG
23	9NFR167	GRD09-150	217.93	219.44	1.51	X44912		OPD
24	9NFR167	GRD09-150	217.93	219.44	1.51	X44913	X44912	DUP
25	9NFR167	GRD09-150	219.44	220.56	1.12	X44914		ORG
26	9NFR167	GRD09-150	220.56	221.63	1.07	X44915		ORG
27	9NFR167	GRD09-150	221.63	223.62	1.99	X44916		ORG
28	9NFR167	GRD09-150	223.62	224.20	0.58	X44917		ORG
29	9NFR167	GRD09-150	224.20	225.38	1.18	X44918		ORG
30	9NFR167	GRD09-150	225.38	227.46	2.08	X44919		ORG
31	9NFR167	GRD09-150	227.46	228.70	1.24	X44920		ORG
32	9NFR167	GRD09-150	228.70	229.47	0.77	X44921		ORG
33	9NFR167	GRD09-150	229.47	229.97	0.50	X44922		ORG
34	9NFR167	GRD09-150	229.97	231.28	1.31	X44923		ORG
35	9NFR167	GRD09-150	231.28	232.31	1.03	X44924		ORG
36	9NFR167	GRD09-150	232.31	233.94	1.63	X44925		ORG

No	Batch_No	Hole_ID	Interval From (m)	Interval To (m)	Length (m)	Sample Number	Orig_SampleID	QC_category
1	9NFR168	GRD09-150	236.08	237.82	1.74	X44927		ORG
2	9NFR168	GRD09-150	237.82	239.62	1.80	X44928		ORG
3	9NFR168	GRD09-150	239.62	241.02	1.40	X44929		ORG
4	9NFR168	GRD09-150	241.02	242.36	1.34	X44930		ORG
5	9NFR168	GRD09-150				X44931	13	STD
6	9NFR168	GRD09-150	242.36	242.85	0.49	X44932		ORG
7	9NFR168	GRD09-150	242.85	243.84	0.99	X44933		ORG
8	9NFR168	GRD09-150	243.84	245.66	1.82	X44934		OPD
9	9NFR168	GRD09-150	243.84	245.66	1.82	X44935	X44934	DUP
10	9NFR168	GRD09-150	245.66	247.30	1.64	X44936		ORG
11	9NFR168	GRD09-150	247.30	249.20	1.90	X44937		ORG
12	9NFR168	GRD09-150	249.20	249.94	0.74	X44938		ORG
13	9NFR168	GRD09-150	249.94	250.40	0.46	X44939		ORG
14	9NFR168	GRD09-150	250.40	251.64	1.24	X44940		ORG
15	9NFR168	GRD09-150	251.64	252.87	1.23	X44941		ORG
16	9NFR168	GRD09-150	252.87	253.72	0.85	X44942		ORG
17	9NFR168	GRD09-150	253.72	255.14	1.42	X44943		ORG
18	9NFR168	GRD09-150	255.14	256.85	1.71	X44944		ORG
19	9NFR168	GRD09-150	256.85	257.95	1.10	X44945		ORG
20	9NFR168	GRD09-150	257.95	258.85	0.90	X44946		ORG
21	9NFR168	GRD09-150	258.85	260.53	1.68	X44947		ORG
22	9NFR168	GRD09-150	260.53	262.28	1.75	X44948		ORG
23	9NFR168	GRD09-150	262.28	264.13	1.85	X44949		OCD
24	9NFR168	GRD09-150	262.28	264.13	1.85	X44950	X44949	DUC
25	9NFR168	GRD09-150	264.13	265.45	1.32	X44951		ORG
26	9NFR168	GRD09-150	265.45	266.59	1.14	X44952		ORG
27	9NFR168	GRD09-150	266.59	268.22	1.63	X44953		ORG
28	9NFR168	GRD09-150	268.22	269.83	1.61	X44954		ORG
29	9NFR168	GRD09-150	269.83	271.27	1.44	X44955		ORG
30	9NFR168	GRD09-150	271.27	272.82	1.55	X44956		ORG
31	9NFR168	GRD09-150				X44957		BLK
32	9NFR168	GRD09-150	272.82	274.32	1.50	X44958		ORG
33	9NFR168	GRD09-150	274.32	276.12	1.80	X44959		ORG
34	9NFR168	GRD09-150	276.12	277.79	1.67	X44960		ORG
35	9NFR168	GRD09-150	277.79	279.38	1.59	X44961		ORG
36	9NFR168	GRD09-150	279.38	280.44	1.06	X44962		ORG
37	9NFR168	GRD09-150	280.44	281.75	1.31	X44963		ORG

No	Batch_No	Hole_ID	Interval From (m)	Interval To (m)	Length (m)	Sample Number	Orig_SampleID	QC_category
1	9NFR169	GRD09-147	215.00	217.00	2.00	X45847		ORG
2	9NFR169	GRD09-147	217.00	218.50	1.50	X45848		ORG
3	9NFR169	GRD09-147	218.50	220.00	1.50	X45849		ORG
4	9NFR169	GRD09-147	220.00	221.89	1.89	X45850		ORG
5	9NFR169	GRD09-147				X45851	74	STD
6	9NFR169	GRD09-147	221.89	223.50	1.61	X45852		ORG
7	9NFR169	GRD09-147	223.50	224.53	1.03	X45853		ORG
8	9NFR169	GRD09-147	224.53	224.84	0.31	X45854		ORG
9	9NFR169	GRD09-147	224.84	225.45	0.61	X45855		ORG
10	9NFR169	GRD09-147	225.45	226.39	0.94	X45856		ORG
11	9NFR169	GRD09-147	226.39	226.77	0.38	X45857		ORG
12	9NFR169	GRD09-147				X45858		BLK
13	9NFR169	GRD09-147	226.77	227.87	1.10	X45859		ORG
14	9NFR169	GRD09-147	227.87	228.35	0.48	X45860		ORG
15	9NFR169	GRD09-147	228.35	228.78	0.43	X45861		ORG
16	9NFR169	GRD09-147	228.78	230.13	1.35	X45862		OCD
17	9NFR169	GRD09-147	228.78	230.13	1.35	X45863	X45862	DUC
18	9NFR169	GRD09-147	230.13	230.53	0.40	X45864		ORG
19	9NFR169	GRD09-147	230.53	231.50	0.97	X45865		ORG
20	9NFR169	GRD09-147	231.50	232.90	1.40	X45866		ORG
21	9NFR169	GRD09-147	232.90	233.34	0.44	X45867		ORG
22	9NFR169	GRD09-147	233.34	233.74	0.40	X45868		ORG
23	9NFR169	GRD09-147	233.74	234.50	0.76	X45869		OPD
24	9NFR169	GRD09-147	233.74	234.50	0.76	X45870	X45869	DUP
25	9NFR169	GRD09-147	234.50	236.50	2.00	X45871		ORG
26	9NFR169	GRD09-147	236.50	238.21	1.71	X45872		ORG
27	9NFR169	GRD09-147	238.21	239.03	0.82	X45873		ORG
28	9NFR169	GRD09-147	239.03	241.03	2.00	X45874		ORG
29	9NFR169	GRD09-147	241.03	242.50	1.47	X45875		ORG
30	9NFR169	GRD09-147	242.50	244.00	1.50	X45876		ORG
31	9NFR169	GRD09-147	244.00	246.00	2.00	X45877		ORG
32	9NFR169	GRD09-147	246.00	248.00	2.00	X45878		ORG
33	9NFR169	GRD09-147	248.00	249.26	1.26	X45879		ORG
34	9NFR169	GRD09-147	249.26	251.03	1.77	X45880		ORG
35	9NFR169	GRD09-147	251.03	251.90	0.87	X45881		ORG
36	9NFR169	GRD09-147	251.90	253.00	1.10	X45882		ORG
37	9NFR169	GRD09-147	253.00	254.56	1.56	X45883		ORG

No	Batch_No	Hole_ID	Interval From (m)	Interval To (m)	Length (m)	Sample Number	Orig_SampleID	QC_category
1	9NFR170	GRD09-150	281.75	282.75	1.00	X44964		OCD
2	9NFR170	GRD09-150	281.75	282.75	1.00	X44965	X44964	DUC
3	9NFR170	GRD09-150	282.75	283.46	0.71	X44966		ORG
4	9NFR170	GRD09-150	283.46	285.25	1.79	X44967		ORG
5	9NFR170	GRD09-150	285.25	286.51	1.26	X44968		ORG
6	9NFR170	GRD09-150	286.51	287.43	0.92	X44969		ORG
7	9NFR170	GRD09-150	287.43	288.82	1.39	X44970		ORG
8	9NFR170	GRD09-150	288.82	290.45	1.63	X44971		ORG
9	9NFR170	GRD09-150	290.45	291.92	1.47	X44972		ORG
10	9NFR170	GRD09-150	291.92	293.24	1.32	X44973		ORG
11	9NFR170	GRD09-150	293.24	294.12	0.88	X44974		ORG
12	9NFR170	GRD09-150	294.12	294.53	0.41	X44975		ORG
13	9NFR170	GRD09-150	294.53	295.66	1.13	X44976		ORG
14	9NFR170	GRD09-150	295.66	296.25	0.59	X44977		ORG
15	9NFR170	GRD09-150	296.25	298.71	2.46	X44978		ORG

No	Batch_No	Hole_ID	Interval From (m)	Interval To (m)	Length (m)	Sample Number	Orig_SampleID	QC_category
1	9NFR172	GRD09-147	254.56	256.38	1.82	X45884		ORG
2	9NFR172	GRD09-147	256.38	256.80	0.42	X45885		ORG
3	9NFR172	GRD09-147	256.80	258.14	1.34	X45886		ORG
4	9NFR172	GRD09-147	258.14	260.00	1.86	X45887		ORG
5	9NFR172	GRD09-147	260.00	262.00	2.00	X45888		ORG
6	9NFR172	GRD09-147	262.00	263.12	1.12	X45889		ORG
7	9NFR172	GRD09-147	263.12	265.00	1.88	X45890		ORG
8	9NFR172	GRD09-147	265.00	266.34	1.34	X45891		OCD
9	9NFR172	GRD09-147	265.00	266.34	1.34	X45892	X45891	DUC
10	9NFR172	GRD09-147	266.34	266.70	0.36	X45893		ORG
11	9NFR172	GRD09-147	266.70	267.97	1.27	X45894		ORG
12	9NFR172	GRD09-147	267.97	269.00	1.03	X45895		ORG
13	9NFR172	GRD09-147	269.00	271.00	2.00	X45896		ORG
14	9NFR172	GRD09-147	271.00	273.00	2.00	X45897		ORG
15	9NFR172	GRD09-147	273.00	274.57	1.57	X45898		ORG
16	9NFR172	GRD09-147	274.57	275.36	0.79	X45899		ORG
17	9NFR172	GRD09-147	275.36	277.05	1.69	X45900		ORG
18	9NFR172	GRD09-147	277.05	278.56	1.51	X45901		ORG
19	9NFR172	GRD09-147				X45902	20A	STD
20	9NFR172	GRD09-147	278.56	280.50	1.94	X45903		ORG
21	9NFR172	GRD09-147	280.50	282.50	2.00	X45904		ORG
22	9NFR172	GRD09-147	282.50	284.47	1.97	X45905		ORG
23	9NFR172	GRD09-147	284.47	285.78	1.31	X45906		ORG
24	9NFR172	GRD09-147	285.78	286.20	0.42	X45907		ORG
25	9NFR172	GRD09-147	286.20	287.32	1.12	X45908		ORG
26	9NFR172	GRD09-147	287.32	287.97	0.65	X45909		ORG
27	9NFR172	GRD09-147	287.97	290.00	2.03	X45910		OPD
28	9NFR172	GRD09-147	287.97	290.00	2.03	X45911	X45910	DUP
29	9NFR172	GRD09-147	290.00	291.55	1.55	X45912		ORG
30	9NFR172	GRD09-147	291.55	292.91	1.36	X45913		ORG
31	9NFR172	GRD09-147	292.91	293.22	0.31	X45914		ORG
32	9NFR172	GRD09-147	293.22	295.25	2.03	X45915		ORG
33	9NFR172	GRD09-147				X45916		BLK
34	9NFR172	GRD09-147	295.25	297.25	2.00	X45917		ORG
35	9NFR172	GRD09-147	297.25	298.50	1.25	X45918		ORG
36	9NFR172	GRD09-147	298.50	300.75	2.25	X45919		ORG
37	9NFR172	GRD09-147	300.75	303.28	2.53	X45920		ORG

31	9NFR174	GRD09-153	10.67	11.65	0.98	X43946		OPD
32	9NFR174	GRD09-153	10.67	11.65	0.98	X43947	X43946	DUP
33	9NFR174	GRD09-153	11.65	12.19	0.54	X43948		ORG
34	9NFR174	GRD09-153	12.19	13.38	1.19	X43949		ORG
35	9NFR174	GRD09-153	13.38	15.24	1.86	X43950		ORG
36	9NFR174	GRD09-153	15.24	17.20	1.96	X43951		ORG
37	9NFR174	GRD09-153	17.20	18.29	1.09	X43952		ORG

No	Batch_No	Hole_ID	Interval From (m)	Interval To (m)	Length (m)	Sample Number	Orig_SampleID	QC_category
1	9NFR178	GRD09-153	18.29	19.50	1.21	X43953		ORG
2	9NFR178	GRD09-153	19.50	21.34	1.84	X43954		ORG
3	9NFR178	GRD09-153	21.34	22.70	1.36	X43955		ORG
4	9NFR178	GRD09-153	22.70	24.38	1.68	X43956		ORG
5	9NFR178	GRD09-153	24.38	27.43	3.05	X43957		ORG
6	9NFR178	GRD09-153	27.43	30.48	3.05	X43958		ORG
7	9NFR178	GRD09-153	30.48	33.53	3.05	X43959		ORG
8	9NFR178	GRD09-153	33.53	35.48	1.95	X43960		OCD
9	9NFR178	GRD09-153	33.53	35.48	1.95	X43961	X43960	DUC
10	9NFR178	GRD09-153	35.48	36.45	0.97	X43962		ORG
11	9NFR178	GRD09-153	36.45	37.20	0.75	X43963		ORG
12	9NFR178	GRD09-153	37.20	38.82	1.62	X43964		ORG
13	9NFR178	GRD09-153	38.82	39.70	0.88	X43965		ORG
14	9NFR178	GRD09-153	39.70	41.64	1.94	X43966		ORG
15	9NFR178	GRD09-153	41.64	43.67	2.03	X43967		ORG
16	9NFR178	GRD09-153	43.67	45.72	2.05	X43968		ORG
17	9NFR178	GRD09-153			0.00	X43969	74	STD
18	9NFR178	GRD09-153	45.72	47.84	2.12	X43970		ORG
19	9NFR178	GRD09-153	47.84	48.77	0.93	X43971		ORG
20	9NFR178	GRD09-153	48.77	49.50	0.73	X43972		ORG
21	9NFR178	GRD09-153	49.50	51.82	2.32	X43973		ORG
22	9NFR178	GRD09-153	51.82	53.20	1.38	X43974		ORG
23	9NFR178	GRD09-153	53.20	54.86	1.66	X43975		ORG
24	9NFR178	GRD09-153			0.00	X43976		BLK
25	9NFR178	GRD09-153	54.86	56.10	1.24	X43977		ORG
26	9NFR178	GRD09-153	56.10	57.62	1.52	X43978		ORG
27	9NFR178	GRD09-153	57.62	59.53	1.91	X43979		ORG
28	9NFR178	GRD09-153	59.53	60.96	1.43	X43980		ORG
29	9NFR178	GRD09-153	60.96	62.68	1.72	X43981		ORG
30	9NFR178	GRD09-153	62.68	64.71	2.03	X43982		ORG
31	9NFR178	GRD09-153	64.71	66.57	1.86	X43983		OPD
32	9NFR178	GRD09-153	64.71	66.57	1.86	X43984	X43983	DUP
33	9NFR178	GRD09-153	66.57	68.53	1.96	X43985		ORG
34	9NFR178	GRD09-153	68.53	70.10	1.57	X43986		ORG
35	9NFR178	GRD09-153	70.10	70.87	0.77	X43987		ORG
36	9NFR178	GRD09-153	70.87	72.90	2.03	X43988		ORG
37	9NFR178	GRD09-153	72.90	74.90	2.00	X43989		ORG

No	Batch_No	Hole_ID	Interval From (m)	Interval To (m)	Length (m)	Sample Number	Orig_SampleID	QC_category
1	9NFR180	GRD09-153	74.90	76.84	1.94	X43990		ORG
2	9NFR180	GRD09-153	76.84	78.03	1.19	X43991		ORG
3	9NFR180	GRD09-153	78.03	80.00	1.97	X43992		ORG
4	9NFR180	GRD09-153	80.00	82.00	2.00	X43993		ORG
5	9NFR180	GRD09-153	82.00	84.00	2.00	X43994		ORG
6	9NFR180	GRD09-153	84.00	86.00	2.00	X43995		OCD
7	9NFR180	GRD09-153	84.00	86.00	2.00	X43996	X43995	DUC
8	9NFR180	GRD09-153	86.00	88.00	2.00	X43997		ORG
9	9NFR180	GRD09-153	88.00	90.00	2.00	X43998		ORG
10	9NFR180	GRD09-153	90.00	90.90	0.90	X43999		ORG
11	9NFR180	GRD09-153	90.90	91.74	0.84	X44000		ORG
12	9NFR180	GRD09-153	91.74	93.21	1.47	X40601		ORG
13	9NFR180	GRD09-153			0.00	X40602	5E	STD
14	9NFR180	GRD09-153	93.21	94.49	1.28	X40603		ORG
15	9NFR180	GRD09-153	94.49	96.30	1.81	X40604		ORG
16	9NFR180	GRD09-153	96.30	97.06	0.76	X40605		ORG
17	9NFR180	GRD09-153	97.06	98.60	1.54	X40606		
18	9NFR180	GRD09-153	98.60	100.58	1.98	X40607		ORG
19	9NFR180	GRD09-153	100.58	101.20	0.62	X40608		ORG
20	9NFR180	GRD09-153	101.20	102.20	1.00	X40609		ORG
21	9NFR180	GRD09-153	102.20	103.63	1.43	X40610		ORG
22	9NFR180	GRD09-153	103.63	104.40	0.77	X40611		ORG
23	9NFR180	GRD09-153	104.40	105.29	0.89	X40612		ORG
24	9NFR180	GRD09-153			0.00	X40613		BLK
25	9NFR180	GRD09-153	105.29	106.68	1.39	X40614		ORG
26	9NFR180	GRD09-153	106.68	107.70	1.02	X40615		ORG
27	9NFR180	GRD09-153	107.70	109.73	2.03	X40616		ORG
28	9NFR180	GRD09-153	109.73	110.15	0.42	X40617		ORG
29	9NFR180	GRD09-153	110.15	112.00	1.85	X40618		ORG
30	9NFR180	GRD09-153	112.00	113.00	1.00	X40619		OPD
31	9NFR180	GRD09-153	112.00	113.00	1.00	X40620	X40619	DUP
32	9NFR180	GRD09-153	113.00	115.00	2.00	X40621		ORG
33	9NFR180	GRD09-153	115.00	116.45	1.45	X40622		ORG
34	9NFR180	GRD09-153	116.45	117.40	0.95	X40623		ORG
35	9NFR180	GRD09-153	117.40	118.52	1.12	X40624		ORG
36	9NFR180	GRD09-153	118.52	118.97	0.45	X40625		ORG
37	9NFR180	GRD09-153	118.97	119.51	0.54	X40626		ORG

No	Batch_No	Hole_ID	Interval From (m)	Interval To (m)	Length (m)	Sample Number	Orig_SampleID	QC_category
1	9NFR182	GRD09-153	119.51	120.80	1.29	X40627		ORG
2	9NFR182	GRD09-153	120.80	121.92	1.12	X40628		ORG
3	9NFR182	GRD09-153	121.92	122.94	1.02	X40629		ORG
4	9NFR182	GRD09-153	122.94	123.37	0.43	X40630		ORG
5	9NFR182	GRD09-153	123.37	124.97	1.60	X40631		ORG
6	9NFR182	GRD09-153	124.97	126.40	1.43	X40632		OCD
7	9NFR182	GRD09-153	124.97	126.40	1.43	X40633	X40632	DUC
8	9NFR182	GRD09-153	126.40	128.02	1.62	X40634		ORG
9	9NFR182	GRD09-153	128.02	128.60	0.58	X40635		ORG
10	9NFR182	GRD09-153	128.60	130.60	2.00	X40636		ORG
11	9NFR182	GRD09-153	130.60	132.60	2.00	X40637		ORG
12	9NFR182	GRD09-153	132.60	134.52	1.92	X40638		ORG
13	9NFR182	GRD09-153	134.52	136.25	1.73	X40639		ORG
14	9NFR182	GRD09-153	136.25	138.25	2.00	X40640		ORG
15	9NFR182	GRD09-153			0.00	X40641		BLK
16	9NFR182	GRD09-153	138.25	140.25	2.00	X40642		ORG
17	9NFR182	GRD09-153	140.25	141.73	1.48	X40643		ORG
18	9NFR182	GRD09-153	141.73	144.48	2.75	X40644		ORG
19	9NFR182	GRD09-153	144.48	146.45	1.97	X40645		ORG
20	9NFR182	GRD09-153	146.45	148.50	2.05	X40646		ORG
21	9NFR182	GRD09-153	148.50	150.48	1.98	X40647		ORG
22	9NFR182	GRD09-153	150.48	151.10	0.62	X40648		ORG
23	9NFR182	GRD09-153	151.10	152.70	1.60	X40649		OPD
24	9NFR182	GRD09-153	151.10	152.70	1.60	X40650	X40649	DUP
25	9NFR182	GRD09-153	152.70	153.85	1.15	X40651		ORG
26	9NFR182	GRD09-153	153.85	155.67	1.82	X40652		ORG
27	9NFR182	GRD09-153	155.67	157.43	1.76	X40653		ORG
28	9NFR182	GRD09-153	157.43	157.94	0.51	X40654		ORG
29	9NFR182	GRD09-153	157.94	158.85	0.91	X40655		ORG
30	9NFR182	GRD09-153	158.85	159.95	1.10	X40656		ORG
31	9NFR182	GRD09-153	159.95	161.20	1.25	X40657		ORG
32	9NFR182	GRD09-153			0.00	X40658	5E	STD
33	9NFR182	GRD09-153	161.20	163.20	2.00	X40659		ORG
34	9NFR182	GRD09-153	163.20	165.20	2.00	X40660		ORG
35	9NFR182	GRD09-153	165.20	166.93	1.73	X40661		ORG
36	9NFR182	GRD09-153	166.93	168.60	1.67	X40662		ORG
37	9NFR182	GRD09-153	168.60	169.16	0.56	X40663		ORG

No	Batch_No	Hole_ID	Interval From (m)	Interval To (m)	Length (m)	Sample Number	Orig_SampleID	QC_category
1	9NFR185	GRD09-153	169.16	171.20	2.04	X40664		ORG
2	9NFR185	GRD09-153	171.20	173.41	2.21	X40665		ORG
3	9NFR185	GRD09-153	173.41	175.30	1.89	X40666		ORG
4	9NFR185	GRD09-153	175.30	177.30	2.00	X40667		ORG
5	9NFR185	GRD09-153	177.30	179.30	2.00	X40668		ORG
6	9NFR185	GRD09-153	179.30	181.28	1.98	X40669		ORG
7	9NFR185	GRD09-153	181.28	182.80	1.52	X40670		ORG
8	9NFR185	GRD09-153	182.80	184.84	2.04	X40671		ORG
9	9NFR185	GRD09-153	184.84	186.08	1.24	X40672		ORG
10	9NFR185	GRD09-153	186.08	187.6	1.52	X40673		ORG
11	9NFR185	GRD09-153			0.00	X40674	19	STD
12	9NFR185	GRD09-153	187.6	189.54	1.94	X40675		ORG
13	9NFR185	GRD09-153	189.54	191.50	1.96	X40676		ORG
14	9NFR185	GRD09-153	191.50	193.22	1.72	X40677		ORG
15	9NFR185	GRD09-153	193.22	195.07	1.85	X40678		ORG
16	9NFR185	GRD09-153	195.07	197.00	1.93	X40679		ORG
17	9NFR185	GRD09-153	197.00	198.12	1.12	X40680		OCD
18	9NFR185	GRD09-153	197.00	198.12	1.12	X40681	X40680	DUC
19	9NFR185	GRD09-153	198.12	199.60	1.48	X40682		ORG
20	9NFR185	GRD09-153	199.60	200.64	1.04	X40683		ORG
21	9NFR185	GRD09-153	200.64	201.45	0.81	X40684		ORG
22	9NFR185	GRD09-153	201.45	203.42	1.97	X40685		ORG
23	9NFR185	GRD09-153	203.42	203.90	0.48	X40686		ORG
24	9NFR185	GRD09-153	203.90	205.79	1.89	X40687		ORG
25	9NFR185	GRD09-153	205.79	207.88	2.09	X40688		ORG
26	9NFR185	GRD09-153			0.00	X40689		BLK
27	9NFR185	GRD09-153	207.88	209.80	1.92	X40690		ORG
28	9NFR185	GRD09-153	209.80	211.84	2.04	X40691		ORG
29	9NFR185	GRD09-153	211.84	213.93	2.09	X40692		ORG
30	9NFR185	GRD09-153	213.93	215.73	1.80	X40693		ORG
31	9NFR185	GRD09-153	215.73	216.92	1.19	X40694		ORG
32	9NFR185	GRD09-153	216.92	218.53	1.61	X40695		OPD
33	9NFR185	GRD09-153	216.92	218.53	1.61	X40696	X40695	DUP
34	9NFR185	GRD09-153	218.53	220.41	1.88	X40697		ORG
35	9NFR185	GRD09-153	220.41	221.40	0.99	X40698		ORG
36	9NFR185	GRD09-153	221.40	223.38	1.98	X40699		ORG
37	9NFR185	GRD09-153	223.38	226.25	2.87	X40700		ORG

No	Batch_No	Hole_ID	Interval From (m)	Interval To (m)	Length (m)	Sample Number	Orig_SampleID	QC_category
1	9NFR188	GRD09-153	226.25	227.85	1.60	X40701		ORG
2	9NFR188	GRD09-153	227.85	229.26	1.41	X40702		ORG
3	9NFR188	GRD09-153	229.26	230.75	1.49	X40703		ORG
4	9NFR188	GRD09-153	230.75	231.41	0.66	X40704		ORG
5	9NFR188	GRD09-153	231.41	233.53	2.12	X40705		ORG
6	9NFR188	GRD09-153	233.53	234.56	1.03	X40706		ORG
7	9NFR188	GRD09-153	234.56	235.78	1.22	X40707		ORG
8	9NFR188	GRD09-153			0.00	X40708	19	STD
9	9NFR188	GRD09-153	235.78	237.49	1.71	X40709		ORG
10	9NFR188	GRD09-153	237.49	238.48	0.99	X40710		ORG
11	9NFR188	GRD09-153	238.48	239.92	1.44	X40711		ORG
12	9NFR188	GRD09-153	239.92	240.74	0.82	X40712		ORG
13	9NFR188	GRD09-153	240.74	241.56	0.82	X40713		ORG
14	9NFR188	GRD09-153	241.56	243.58	2.02	X40714		ORG
15	9NFR188	GRD09-153	243.58	245.07	1.49	X40715		OCD
16	9NFR188	GRD09-153	243.58	245.07	1.49	X40716	X40715	DUC
17	9NFR188	GRD09-153	245.07	246.43	1.36	X40717		ORG
18	9NFR188	GRD09-153	246.43	248.00	1.57	X40718		ORG
19	9NFR188	GRD09-153	248.00	249.91	1.91	X40719		ORG
20	9NFR188	GRD09-153	249.91	251.05	1.14	X40720		ORG
21	9NFR188	GRD09-153	251.05	252.66	1.61	X40721		ORG
22	9NFR188	GRD09-153	252.66	253.93	1.27	X40722		ORG
23	9NFR188	GRD09-153	253.93	255.90	1.97	X40723		ORG
24	9NFR188	GRD09-153	255.90	257.37	1.47	X40724		OPD
25	9NFR188	GRD09-153	255.90	257.37	1.47	X40725	X40724	DUP
26	9NFR188	GRD09-153	257.37	258.55	1.18	X40726		ORG
27	9NFR188	GRD09-153	258.55	260.36	1.81	X40727		ORG
28	9NFR188	GRD09-153	260.36	262.13	1.77	X40728		ORG
29	9NFR188	GRD09-153	262.13	263.53	1.40	X40729		ORG
30	9NFR188	GRD09-153	263.53	263.89	0.36	X40730		ORG
31	9NFR188	GRD09-153			0.00	X40731		BLK
32	9NFR188	GRD09-153	263.89	264.94	1.05	X40732		ORG
33	9NFR188	GRD09-153	264.94	266.00	1.06	X40733		ORG
34	9NFR188	GRD09-153	266.00	266.33	0.33	X40734		ORG
35	9NFR188	GRD09-153	266.33	267.87	1.54	X40735		ORG
36	9NFR188	GRD09-153	267.87	269.05	1.18	X40736		ORG
37	9NFR188	GRD09-153	269.05	271.12	2.07	X40737		ORG

No	Batch_No	Hole_ID	Interval From (m)	Interval To (m)	Length (m)	Sample Number	Orig_SampleID	QC_category
1	9NFR190	GRD09-153	271.12	273.07	1.95	X40738		ORG
2	9NFR190	GRD09-153	273.07	274.90	1.83	X40739		ORG
3	9NFR190	GRD09-153	274.90	276.21	1.31	X40740		ORG
4	9NFR190	GRD09-153	276.21	276.76	0.55	X40741		ORG
5	9NFR190	GRD09-153	276.76	278.90	2.14	X40742		ORG
6	9NFR190	GRD09-153	278.90	280.73	1.83	X40743		OCD
7	9NFR190	GRD09-153	278.90	280.73	1.83	X40744	X40743	DUC
8	9NFR190	GRD09-153	280.73	282.75	2.02	X40745		ORG
9	9NFR190	GRD09-153	282.75	284.75	2.00	X40746		ORG
10	9NFR190	GRD09-153	284.75	286.75	2.00	X40747		ORG
11	9NFR190	GRD09-153	286.75	288.75	2.00	X40748		ORG
12	9NFR190	GRD09-153	288.75	290.75	2.00	X40749		ORG
13	9NFR190	GRD09-153	290.75	292.13	1.38	X40750		ORG
14	9NFR190	GRD09-153	292.13	293.76	1.63	X40751		ORG
15	9NFR190	GRD09-153				X40752		BLK
16	9NFR190	GRD09-153	293.76	294.60	0.84	X40753		ORG
17	9NFR190	GRD09-153	294.60	296.34	1.74	X40754		ORG
18	9NFR190	GRD09-153	296.34	298.24	1.90	X40755		ORG
19	9NFR190	GRD09-153	298.24	300.24	2.00	X40756		ORG
20	9NFR190	GRD09-153	300.24	301.75	1.51	X40757		ORG
21	9NFR190	GRD09-153	301.75	303.17	1.42	X40758		ORG
22	9NFR190	GRD09-153	303.17	305.14	1.97	X40759		OPD
23	9NFR190	GRD09-153	303.17	305.14	1.97	X40760	X40759	DUP
24	9NFR190	GRD09-153	305.14	306.26	1.12	X40761		ORG
25	9NFR190	GRD09-153	306.26	306.93	0.67	X40762		ORG
26	9NFR190	GRD09-153	306.93	307.85	0.92	X40763		ORG
27	9NFR190	GRD09-153	307.85	308.13	0.28	X40764		ORG
28	9NFR190	GRD09-153	308.13	308.51	0.38	X40765		ORG
29	9NFR190	GRD09-153	308.51	308.88	0.37	X40766		ORG
30	9NFR190	GRD09-153	308.88	310.10	1.22	X40767		ORG
31	9NFR190	GRD09-153				X40768	13	STD
32	9NFR190	GRD09-153	310.10	311.44	1.34	X40769		ORG
33	9NFR190	GRD09-153	311.44	313.43	1.99	X40770		ORG
34	9NFR190	GRD09-153	313.43	314.59	1.16	X40771		ORG
35	9NFR190	GRD09-153	314.59	316.01	1.42	X40772		ORG
36	9NFR190	GRD09-153	316.01	316.42	0.41	X40773		ORG
37	9NFR190	GRD09-153	316.42	317.94	1.52	X40774		ORG

No	Batch_No	Hole_ID	Interval From (m)	Interval To (m)	Length (m)	Sample Number	Orig_SampleID	QC_category
1	9NFR191	GRD09-153	317.94	320.04	2.10	X40775		ORG
2	9NFR191	GRD09-153	320.04	321.85	1.81	X40776		ORG
3	9NFR191	GRD09-153	321.85	323.07	1.22	X40777		ORG
4	9NFR191	GRD09-153	323.07	325.17	2.10	X40778		ORG
5	9NFR191	GRD09-153	325.17	326.14	0.97	X40779		ORG
6	9NFR191	GRD09-153	326.14	327.57	1.43	X40780		ORG
7	9NFR191	GRD09-153	327.57	327.96	0.39	X40781		ORG
8	9NFR191	GRD09-153	327.96	328.33	0.37	X40782		OPD
9	9NFR191	GRD09-153	327.96	328.33	0.37	X40783	X40782	DUP
10	9NFR191	GRD09-153	328.33	328.80	0.47	X40784		ORG
11	9NFR191	GRD09-153	328.80	329.19	0.39	X40785		ORG
12	9NFR191	GRD09-153	329.19	331.70	2.51	X40786		ORG
13	9NFR191	GRD09-153	331.70	333.76	2.06	X40787		ORG
14	9NFR191	GRD09-153	333.76	335.47	1.71	X40788		ORG
15	9NFR191	GRD09-153	335.47	336.80	1.33	X40789		ORG
16	9NFR191	GRD09-153	336.80	337.25	0.45	X40790		ORG
17	9NFR191	GRD09-153	337.25	338.40	1.15	X40791		ORG
18	9NFR191	GRD09-153	338.40	340.20	1.80	X40792		ORG
19	9NFR191	GRD09-153	340.20	342.20	2.00	X40793		ORG
20	9NFR191	GRD09-153	342.20	344.20	2.00	X40828		ORG
21	9NFR191	GRD09-153	344.20	345.95	1.75	X40794		ORG
22	9NFR191	GRD09-153	345.95	347.35	1.40	X40795		ORG
23	9NFR191	GRD09-153	347.35	348.50	1.15	X40796		ORG
24	9NFR191	GRD09-153	348.50	350.08	1.58	X40797		ORG
25	9NFR191	GRD09-153	350.08	351.46	1.38	X40798		ORG
26	9NFR191	GRD09-153	351.46	352.57	1.11	X40799		OCD
27	9NFR191	GRD09-153	351.46	352.57	1.11	X40800	X40799	DUC
28	9NFR191	GRD09-153	352.57	353.84	1.27	X40801		ORG
29	9NFR191	GRD09-153	353.84	355.53	1.69	X40802		ORG
30	9NFR191	GRD09-153	355.53	357.02	1.49	X40803		ORG
31	9NFR191	GRD09-153	357.02	357.81	0.79	X40804		ORG
32	9NFR191	GRD09-153			0.00	X40805		BLK
33	9NFR191	GRD09-153	357.81	358.54	0.73	X40806		ORG
34	9NFR191	GRD09-153	358.54	360.55	2.01	X40807		ORG
35	9NFR191	GRD09-153	360.55	362.47	1.92	X40808		ORG
36	9NFR191	GRD09-153	362.47	363.91	1.44	X40809		ORG
37	9NFR191	GRD09-153	363.91	365.48	1.57	X40810		ORG

No	Batch_No	Hole_ID	Interval From (m)	Interval To (m)	Length (m)	Sample Number	Orig_SampleID	QC_category
1	9NFR194	GRD09-153	365.48	366.55	1.07	X40811		ORG
2	9NFR194	GRD09-153	366.55	368.30	1.75	X40812		ORG
3	9NFR194	GRD09-153	368.30	370.10	1.80	X40813		OPD
4	9NFR194	GRD09-153	368.30	370.10	1.80	X40814	X40813	DUP
5	9NFR194	GRD09-153	370.10	372.04	1.94	X40815		ORG
6	9NFR194	GRD09-153	372.04	374.05	2.01	X40816		ORG
7	9NFR194	GRD09-153	374.05	376.06	2.01	X40817		ORG
8	9NFR194	GRD09-153	376.06	378.05	1.99	X40818		ORG
9	9NFR194	GRD09-153	378.05	380.05	2.00	X40819		ORG
10	9NFR194	GRD09-153	380.05	382.05	2.00	X40820		ORG
11	9NFR194	GRD09-153	382.05	384.27	2.22	X40821		ORG
12	9NFR194	GRD09-153				X40822	19	STD
13	9NFR194	GRD09-153	384.27	385.87	1.60	X40823		ORG
14	9NFR194	GRD09-153	385.87	387.10	1.23	X40824		ORG
15	9NFR194	GRD09-153	387.10	388.77	1.67	X40825		ORG
16	9NFR194	GRD09-153	388.77	390.87	2.10	X40826		ORG
17	9NFR194	GRD09-153	390.87	391.89	1.02	X40827	EOH	ORG

Appendix 3: Assay Certificates