RECEIVED
MAR 11 2004
MINING RECORDERS OFFICE
WATSON LAKE
YT

Rimfire Minerals Corporation

2003 GEOLOGICAL AND GEOCHEMICAL REPORT ON THE SIMPSON PROPERTY, YUKON TERRITORY

094444

Located in the Watson Lake Mining District
Simpson Range Area, NTS Mapsheet 105A/13
60° 52' North Latitude
129° 55' West Longitude

-prepared for-

RIMFIRE MINERALS CORPORATION
Suite 700, 700 West Pender Street
Vancouver, B.C., Canada
V6C 1G8

-prepared by-

R. Scott Heffernan, M.Sc. Graduand, Geol.I.T.
EQUITY ENGINEERING LTD.
Suite 700, 700 West Pender Street,
Vancouver, B.C., Canada
V6C 1G8
scotth@equityeng.bc.ca

January 2004

SUMMARY

The Simpson property consists of 38 mineral claims in the Simpson Range of the Pelly Mountains of southeastern Yukon Territory (NTS 105A/13). The claims are 100% owned by Rimfire Minerals Corporation of Vancouver, British Columbia, Canada. Rimfire completed a 2-phase geological and geochemical exploration program to investigate silt and soil geochemical anomalies defined during the first pass of exploration in 2002. A total of 350 soil samples were collected during a 12 person-day soil geochemical survey in June 2003. Another 2 person-days were spent mapping and sampling in September 2003, during which an additional 20 soil samples and 4 rock samples were collected.

The region surrounding the Simpson property has been mapped as Devono-Mississippian continental margin, arc volcanic, and plutonic rocks of the Nasina Subterrane in thrust contact with Devono-Mississippian Pelly Orthogneiss. North of the Simpson property, the Kudz Ze Kayah and GP4F, and Wolverine VMS deposits are hosted in the Grass Lakes and Wolverine Successions of the Nasina Subterrane.

Soil geochemical coverage on the Simpson property has defined several areas with anomalous or better Cu-Pb-Zn-Ag±Au values. Geological mapping has identified in-situ felsic volcanic rocks which are very similar in appearance to those that occur in the Finlayson belt of the Yukon Tanana Terrane.

Although no significant mineralization has been found, the combination of favourable silt and soil geochemical anomalies and the presence of permissive volcanic stratigraphy highlights the potential for VMS-style mineralization on the Simpson property. Additional mapping and soil geochemical surveys should be completed on the Simpson property to further evaluate the potential for VMS mineralization.

2003 GEOLOGICAL AND GEOCHEMICAL REPORT ON THE SIMPSON PROPERTY, YUKON TERRITORY

TABLE OF CONTENTS

		Page
1.0	INTRODUCTION	1.
2.0	LIST OF CLAIMS	1.
3.0	LOCATION, ACCESS AND GEOGRAPHY	2.
4.0	PROPERTY EXPLORATION HISTORY	2.
5.0	2003 EXPLORATION PROGRAM	3.
6.0	REGIONAL GEOLOGY	4.
7.0	PROPERTY GEOLOGY & MINERALIZATION	4.
	7.1 Lithology	4.
	7.2 Mineralization	4.
8.0	SOIL GEOCHEMISTRY	5.
9.0	DISCUSSION AND CONCLUSIONS	6.

APPENDICES

Appendix A	Bibliography
Appendix B	Rock Sample Descriptions
Appendix C	Certificates of Analysis
Appendix D	Geologist's Certificate
Appendix E	List of Personnel and Contractors
Appendix F	Statement of Expenditures

LIST OF TABLES

		Page
Table 2.1	Claim Data	1.
Table 8.1	Soil Geochemistry Percentiles	5.

LIST OF FIGURES

		Following Page
Figure 1	Project Location	1.
Figure 2	Claim Map	1.
Figure 3	Regional Geology	4.
Figure 4	Property Geology and Sample Locations, (1:10,000)	-Pocket-
Figure 5	Ag Geochemistry in Rocks, Silts, and Soils, (1:10,000)	-Pocket-
Figure 6	Au Geochemistry in Rocks, Silts, and Soils, (1:10,000)	-Pocket-
Figure 7	Cu Geochemistry in Rocks, Silts, and Soils, (1:10,000)	-Pocket-
Figure 8	Pb Geochemistry in Rocks, Silts, and Soils, (1:10,000)	-Pocket-
Figure 9	Zn Geochemistry in Rocks, Silts, and Soils, (1:10,000)	-Pocket-

1.0 INTRODUCTION

The Simpson property is located in the Simpson Range of the Pelly Mountains of southeastern Yukon Territory (Figure 1). Rimfire Minerals Corporation (Rimfire) staked the property in January and March of 2003 to cover areas highlighted by favourable silt and soil sample results obtained in a 2002 Yukon Mining Incentives Program supported 'Focused Regional' exploration program. The Simpson area was considered for its potential to host VMS mineralization like that found in the Finlayson Belt and was originally targeted on the basis of several anomalous government silt samples in an area underlain by prospective lithologies belonging to the Yukon Tanana Terrane (Murphy 1999, Hornbrook, 1998). Government mapping of the area dates back to the late 1960's (Gabrielse, 1967) and it was reasoned that the area might have been passed over during the concentrated exploration following the Finlayson discoveries.

The 2003 exploration program had two main objectives: first, to cover the target area with a soil geochemical survey to determine trends and possible metal zonation; and second, to follow-up results from the soil geochemistry with geological mapping and prospecting. Equity Engineering Ltd. (Equity) was contracted by Rimfire to complete this work and has been retained to report on the results of the field work.

2.0 LIST OF CLAIMS

The Simpson property comprises 38 quartz mining claims located in the Watson Lake Mining District (Figure 2). The claims are owned 100% by Rimfire Minerals Corporation. Claim data for the Simpson property is summarized in Table 2.0.1.

Table 2.1: Claim Data, Simpson property

Claim	Tenure	LocDate	Expiry	NTS
SIM 3	YC23358	01/14/2003	01/14/2005	105A/13
SIM 4	YC23359	01/14/2003	01/14/2005	105A/13
SIM 5	YC23360	01/14/2003	01/14/2005	105A/13
SIM 6	YC23361	01/14/2003	01/14/2005	105A/13
SIM 7	YC23362	01/14/2003	01/14/2005	105A/13
SIM 8	YC23363	01/14/2003	01/14/2005	105A/13
SIM 9	YC23364	01/14/2003	01/14/2005	105A/13
SIM 10	YC23365	01/14/2003	01/14/2005	105A/13
SIM 11	YC23366	01/14/2003	01/14/2005	105A/13
SIM 12	YC23367	01/14/2003	01/14/2005	105A/13
SIM 19	YC24032	03/27/2003	04/04/2004	105A/13
SIM 20	YC24033	03/27/2003	04/04/2004	105A/13
SIM 21	YC24034	03/27/2003	04/04/2004	105A/13
SIM 22	YC24035	03/27/2003	04/04/2004	105A/13
SIM 23	YC23368	01/14/2003	01/14/2005	105A/13
SIM 24	YC23369	01/14/2003	01/14/2005	105A/13
SIM 25	YC23370	01/14/2003	01/14/2005	105A/13
SIM 26	YC23371	01/14/2003	01/14/2005	105A/13
SIM 27	YC23372	01/14/2003	01/14/2005	105A/13
SIM 28	YC23373	01/14/2003	01/14/2005	105A/13
SIM 29	YC23374	01/14/2003	01/14/2005	105A/13
SIM 30	YC23375	01/14/2003	01/14/2005	105A/13
SIM 31	YC23376	01/14/2003	01/14/2005	105A/13

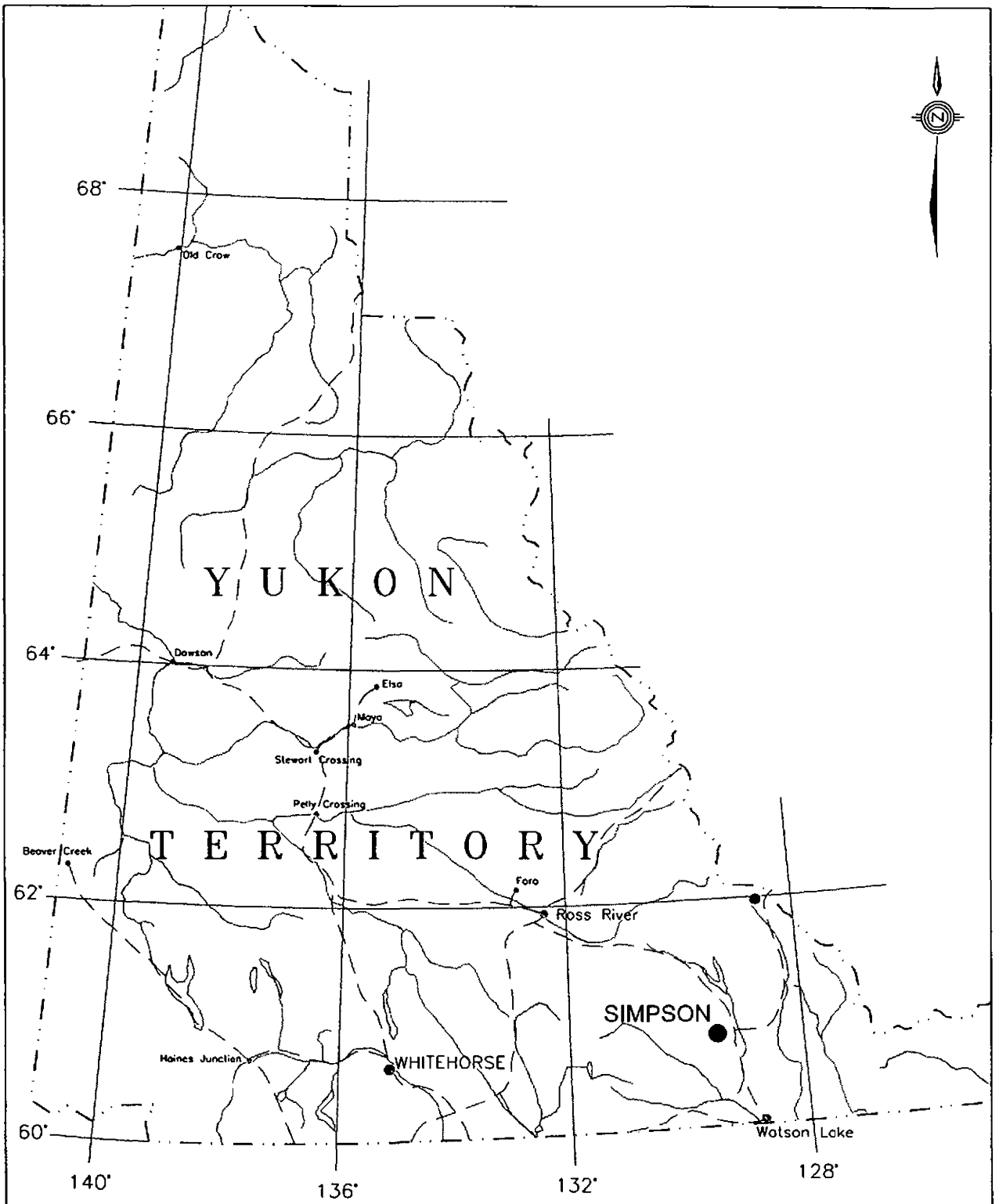

RIMFIRE MINERALS CORPORATION

SIMPSON PROJECT

LOCATION MAP

EQUITY	Date: January 2004	Scale: 1:5,000,000	Figure: 1
	U.T.M. Zone: UTM9	Mining District: Watson Lake	
	N.T.S.: 105A/13	State/Province: YUKON	

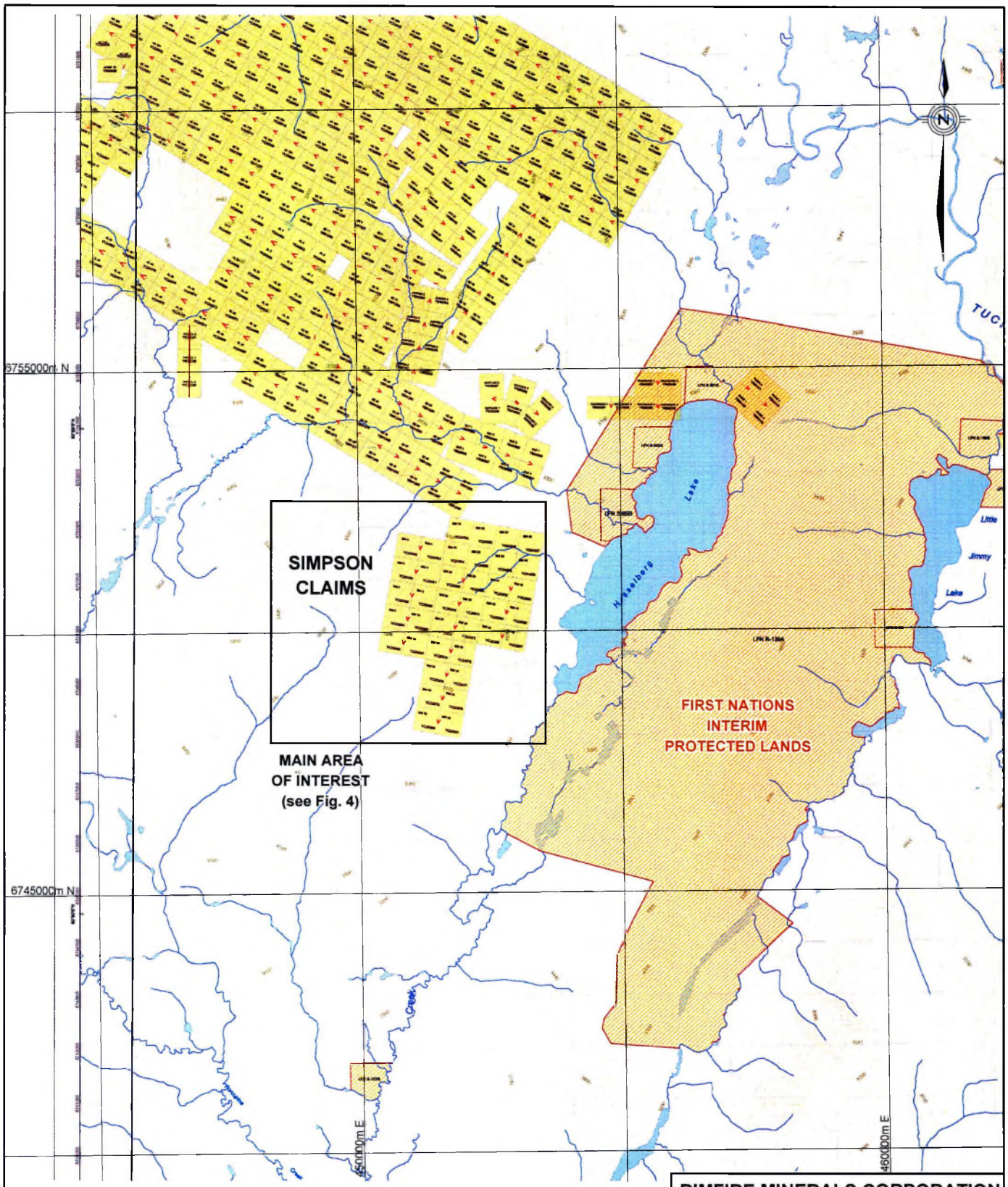

0 1 2 3 5

kilometres

RIMFIRE MINERALS CORPORATION

SIMPSON PROPERTY

PROJECT AREA CLAIMS

Date: January 8, 2004	Scale: 1:100,000		Figure
U.T.M. Zone UTM9 - NAD83	Mining District Watson Lake		2
N.T.S. 105A/13	State/Province YUKON		

Table 2.1 Continued: Claim Data, Simpson property

Claim	Tenure	LocDate	Expiry	NTS
SIM 32	YC23377	01/14/2003	01/14/2005	105A/13
SIM 33	YC23378	01/14/2003	01/14/2005	105A/13
SIM 34	YC23379	01/14/2003	01/14/2005	105A/13
SIM 35	YC23380	01/14/2003	01/14/2005	105A/13
SIM 36	YC23381	01/14/2003	01/14/2005	105A/13
SIM37	YC24036	03/27/2003	04/04/2004	105A/13
SIM 38	YC24037	03/27/2003	04/04/2004	105A/13
SIM 39	YC24038	03/27/2003	04/04/2004	105A/13
SIM 40	YC24039	03/27/2003	04/04/2004	105A/13
SIM 41	YC23382	01/14/2003	01/14/2005	105A/13
SIM 42	YC23383	01/14/2003	01/14/2005	105A/13
SIM 43	YC23384	01/14/2003	01/14/2005	105A/13
SIM 44	YC23385	01/14/2003	01/14/2005	105A/13
SIM 45	YC23386	01/14/2003	01/14/2005	105A/13
SIM 46	YC23387	01/14/2003	01/14/2005	105A/13

3.0 LOCATION, ACCESS AND GEOGRAPHY

The Simpson Project area lies in the Simpson Range of the Pelly Mountains of southeastern Yukon, approximately 105 km northwest of Watson Lake (Figure 1). The project area is in the Watson Lake Mining District, centred at 60° 52' north latitude and 129° 55' west longitude. The Robert Campbell Highway passes the Simpson at its nearest point 35 km to the east. The project area is bound to the east by Hasselberg Lake and Creek and to the south by Porcupine Creek.

Access to the project area is via helicopter based at Watson Lake, YT. Crew and supplies were ferried from a gravel yard located on the west side of the Robert Campbell Highway, between Tuchitua Junction and the Yukon Territorial Government (YTG) Highways Maintenance Camp, to a centrally located camp at the headwaters of Rolls Creek. A four wheel drive road, from the Robert Campbell Highway to the north end of Hasselberg Lake, extends within 20 km of the project area. The condition of this four wheel drive road is not known.

Topography is steep to moderately mountainous with elevations that range from 900 metres in the valley bottoms to over 1500 m on the most prominent peaks and ridges. The Simpson project area is subject to a northern continental climate, with short warm summers and cold dry winters. Snow fall depths range between 1 and 3 m.

4.0 PROPERTY EXPLORATION HISTORY

In February and July of 1996 Cominco Ltd. staked 606 LJL claims partly covering the Simpson project, but extending mostly to the east. These claims likely targeted airborne geophysical anomalies. The claims were recently allowed to lapse. No claims or mineral occurrences had ever been located within the Simpson area of interest prior to 2002.

During the summer of 2002, Rimfire Minerals Corporation conducted a "Focused Regional" exploration program supported by the Yukon Mining Incentives Program (YMIP). A first-pass phase of prospecting, silt sampling and reconnaissance mapping was conducted. The silt sampling results were encouraging and the geological setting was considered favourable for volcanogenic massive sulphide (VMS) style mineralization. A follow-up phase of prospecting and contour soil sampling in the anomalous drainages defined a distinctive Cu-Pb-Zn-Ag ± Au-As-Mo soil geochemical anomaly. As well, several of

the rock samples that were collected returned anomalous geochemical levels in a variety of elements (Baknes, 2002). In January and March of 2003 Rimfire staked 38 claims to cover the areas highlighted by favourable silt and soil results.

5.0 2003 EXPLORATION PROGRAM

The 2003 exploration program had two main objectives. The first objective was to establish a soil geochemical survey over the target area to identify the extent of the mineralizing system, and to determine trends and possible metal zonation. The second objective was to follow up on the results of the soil geochemical survey with further prospecting and geological mapping. Phase I of the exploration program entailed 12 person-days (3-person crew) and was completed between June 17th and June 21st, 2003. Phase II of the exploration program entailed 2 person-days (2-person crew) and was completed on September 12th, 2003. For each campaign, a magnetic declination of 30° E was used for all compass measurements. Structural measurements are reported as strike and dip (right hand rule). All maps and UTM coordinates are referenced to the 1983 North American Datum (NAD-83).

A total of 327 soil samples, plus 18 duplicates were collected from a new soil grid (290 samples) and two soil contour lines (57 samples) during the first phase of exploration. During the second phase, an additional 20 soil samples were collected from extensions to soil lines on the south corner of the grid. Utilizing compasses, hand-held GPS units, clinometers, and a 50 m tight-chain, a grid baseline was established (B.L. 10000E). The baseline was corrected for topography and extends from 12000N to 10000N on an azimuth of 145°. The baseline was marked with wooden pickets at 50 m intervals and a small aluminum tag, scribed with the station location, was stapled to each picket at 100 m intervals. The tops of the pickets were painted fluorescent orange. Stations were also marked with orange and blue flagging tape. The line between stations was marked by orange flagging tape. Ten soil lines (azimuth 055°) at 200 m line-spacing were sampled at 50 m intervals. The soil lines range from 1.2 km to 1.4 km in length, extending ≤ 700 m both east and west of Baseline 10000E. Sample sites along contour soil lines were marked in a similar fashion except tyvek sample tags were labeled with the designation CLY for Contour Line YMIP, the sampler's initials, a unique soil line number, and the distance along the soil line (e.g., CLYFG1-450).

Soil samples were taken from B-horizon soils wherever possible. Locally, due to poor soil development, the sample material may be of colluvium, talus fines or glacial till material. Characteristics of the sample site were recorded on a sample form for later reference. Soil lines were marked with orange flagging and all sample sites on grid lines were marked with a tyvek tag with the grid coordinates marked on the tag with a china marker. Field duplicate samples were marked the same as the original soil but with a "D" following the number. All samples, plus 5 blanks (marked with a "B" following a grid coordinate) were shipped from Watson Lake to Vancouver via Greyhound Courier Express, and analyzed by ALS Chemex Laboratories of Vancouver (Appendix C). Locations for all 2003 soil samples are plotted on Figure 4.

Four rock samples were collected during the second phase of exploration and the locations are shown on Figure 4. Rock samples were marked in the field by a combination of pink and blue flagging plus a small aluminum tag on which has been inscribed the sample number, the type of sample, the initials of the sampler, and the date the sample was taken. Characteristics of the rock sample and the sample location were recorded on a sample form and the data from these forms has been included in Appendix B. All rock samples were shipped from Watson Lake to Vancouver via Greyhound Courier Express, and analyzed by ALS Chemex Laboratories of Vancouver (Appendix C).

All soil and rock samples were analyzed for gold (30 g Fire Assay-Atomic Absorption Spectroscopy Combination) plus a multi-element suite (Inductively Coupled Plasma Emission Spectroscopy).

6.0 REGIONAL GEOLOGY

The region surrounding the Simpson has been mapped as Devono-Mississippian continental margin, arc volcanic, and plutonic rocks of the Nasina Subterrane in thrust contact with Devono-Mississippian Pelly Orthogneiss (Gordey and Makepeace, 1999; Gabrielse, 1967)(Figure 3). The Kudz Ze Kayah and GP4F, and Wolverine deposits are hosted in the Grass Lakes and Wolverine Successions, respectively, of the Nasina Subterrane (Murphy, 1999). At this early stage correlating the stratigraphy at the Simpson with units in the Finlayson district is not possible and further work will be required. Exploration on the Simpson property in 2002 and 2003 has confirmed that only the westernmost area is underlain by Pelly Gneiss whereas the areas to the east are underlain by phyllites and felsic schists of the Nasina Subterrane. It may be significant that the rocks in the area of the Simpson are juxtaposed to a large mafic package of Slide Mountain Terrane oceanic rocks to the north. In the Finlayson Camp, the Wolverine deposit and Wolverine Succession rocks are also juxtaposed to Slide Mountain rocks in a similar manner. Still further to the north, Slide Mountain mafic volcanics hosting the Ice deposit are bounded on the south by barite-bearing felsic volcanic rocks that may be equivalent to the Wolverine succession. This association raises the possibility that the permissive Wolverine succession persists as least as far south as the Simpson, and underlies it.

7.0 PROPERTY GEOLOGY

7.1 Lithology

Mapping during the 2002 exploration program documented three significant lithologies. Outcrop and talus of quartz-feldspar-hornblende gneiss (GNSqfh) was noted in Stu North Creek and on the spur to the east (Figure 4). Outcrops were characteristically blocky and homogenous with only faintly to moderately developed gneissic layering. Locally the unit contained distinct quartz and feldspar augens. This unit represents the regional Pelly Gneiss unit (DMPE on Figures 3 and 4). Scarce outcrops of quartz-chlorite-sericite phyllite (PHYqm) were noted in both Rolls and Skinny Creeks. This unit was typically a dull olive green colour and ranged from phyllitic to schistose with a minor carbonaceous component and trace pyrite. The most probable protolith for this unit is interpreted as an intermediate tuff to a muddy volcanic tuff. Quartz eye or quartz augen schist (GNSqem) was found as cobbles and boulders in Rolls Creek. The schist consists of 1-3 mm quartz augens to folioform lenses and rare` blue-grey quartz eyes in a feldspathic to sericitic groundmass commonly with manganese partings. This unit is thought to represent a metamorphosed felsic volcanic. Both the phyllite and felsic schist units are likely part of the Nasina Subterrane (DMN on Figures 3 and 4).

In 2003, mapping focused on an area of gossanous bluffs located along the eastern side of the property. The northernmost outcrops consisted of quartz-muscovite schist in contact with quartz-eye-bearing felsic schist and local carbonaceous felsic schists (qe±ms SCH). Protoliths for this section are interpreted as rhyolitic tuffs and intercalated sediments with possible flows. Also observed were weakly porphyritic quartz-feldspar porphyries-schists (qz-fd PORP-SCH) that form distinctive well-jointed outcrops. This lithology is igneous in origin and may represent a subvolcanic/hypabyssal intrusive. The remainder of exposures consisted of variably green quartz-muscovite-chlorite schists (gn qe-cl±qz±ms SCH) and are interpreted as intermediate tuffs with a minor felsic component.

Where observed compositional layering is parallel to the foliation and ranges from a NNW to a WNW trend with dips of 17°-34° to the NE. This roughly corresponds with the dominant regional NW trend of Yukon Tanana stratigraphy throughout the area.

7.2 Mineralization

No significant mineralization was found in outcrop during prospecting in 2003. Prospecting efforts concentrated on identifying in-situ sources for a region with high Ag-, Cu-, Pb-, and Zn-in-soil that was outlined during the first phase of exploration in 2003 (discussed in next section). The anomalous region

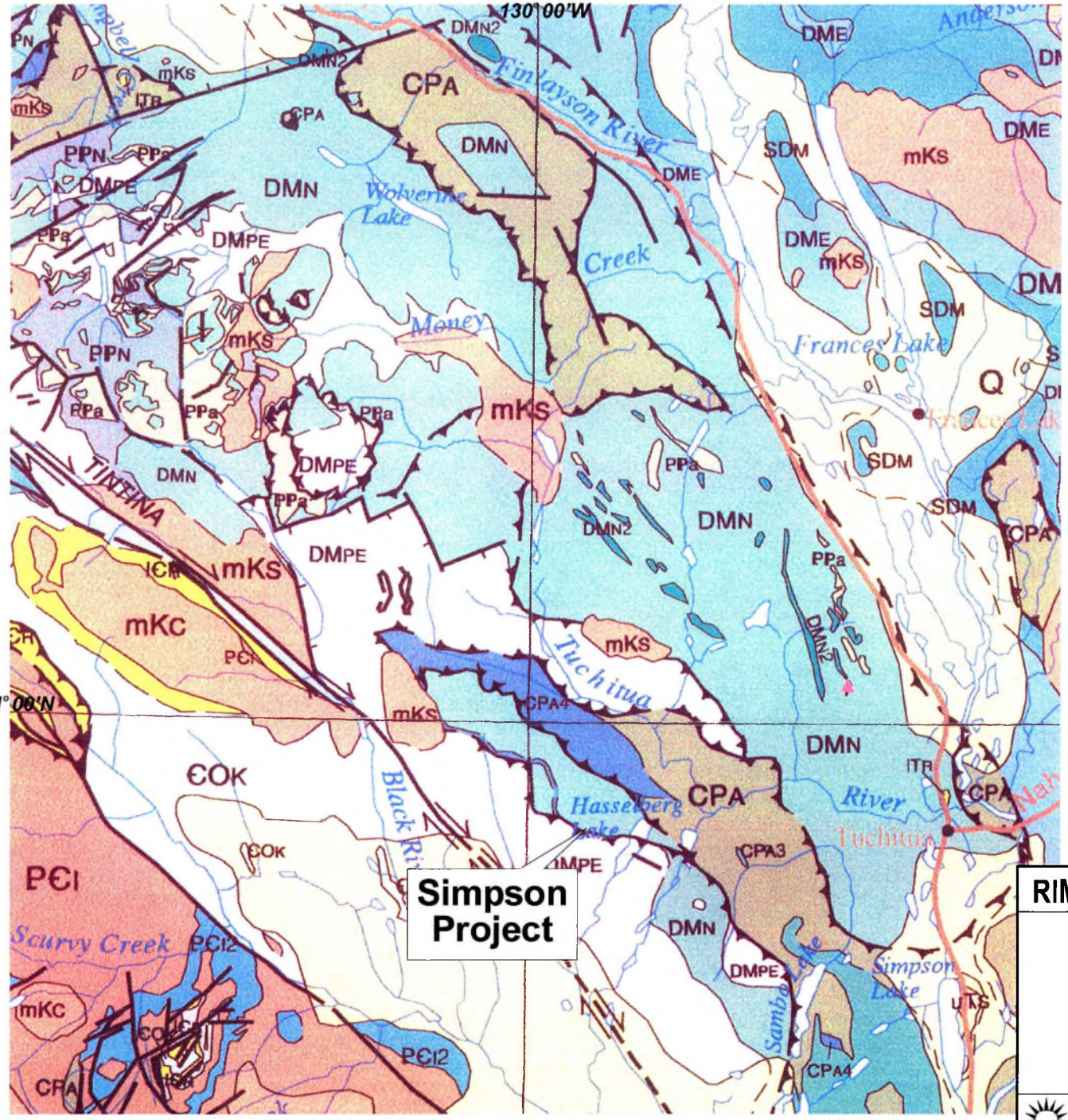

Refer to following page for legend

0 20 km

RIMFIRE MINERALS CORPORATION

SIMPSON PROJECT

REGIONAL GEOLOGY

EQUITY	Date: Jan 2004	Scale: as shown		Figure 3
	UTM Zone: Lat long	Mining District: Watson Lake		
	NTS: 105A/13	State/Prov.: YUKON		

LITHOLOGIC LEGEND (to accompany Figure 3)

QUATERNARY

Q ***QUATERNARY*** unconsolidated glacial, glaciofluvial and glaciolacustrine deposits; fluviatile silt, sand, and gravel, and local volcanic ash, in part with cover of soil and organic deposits

PROTEROZOIC AND PALEOZOIC

PPa ***AMPHIBOLITE*** metamorphosed mafic rocks including amphibolite (1) and ultramafic rocks (2) of unknown association; i.e.) may belong in part or entirely to Nisling, Nasina, and Slide Mountain assemblages and (3), mafic-ultramafic intrusions within Nasina assemblage

MID-CRETACEOUS

mKC ***CASSIAR SUITE*** medium- to coarse-grained, equigranular to porphyritic rocks of largely felsic (q) composition; includes minor (?) amounts questionably of more intermediate composition (g)

mKS ***SELWYN SUITE*** plutonic suite of intermediate (g) to more felsic composition (q) and rarely syenitic (y) composition; equivalent felsic dykes (f); complete compositional gradation so that these designations are somewhat arbitrary

CARBONIFEROUS TO PERMIAN

CPA ***ANVIL*** dominantly oceanic assemblages of mafic, volcanics, ultramfices, chert and pelite, limestone, and gabbroic rocks

DEVONIAN - MISSISSIPPIAN

DME ***EARN*** complex assemblage of submarine fan and channel deposits (1), (5) within black siliceous shale and chert (2), (4) and including separated small occurrences of felsic volcanic rocks (3); common barite, and many occurrences of stratiform Pb-Zn mineralization

DMPE ***PELLY GNEISS SUITE*** variably deformed granitic rocks of predominantly felsic (q) to intermediate composition (g) northeast of Tintina Fault **(Simpson Range Suite)**

DMN ***NASINA*** graphitic quartzite and muscovite quartz-rich schist (1), (3)-(5), and(?) (6) with interspersed marble (2) and probable correlative successions (7) - (9)

SILURIAN TO MIDDLE DEVONIAN

SDM ***MCEVOY*** buff, platy siltstone (1) overlain by carbonate and quartzite (2)

UPPER CAMBRIAN AND LOWER ORDOVICIAN

COK ***KECHIKA*** basinal fine grained calcareous pelitic strata (1) with locally intercalated mafic volcanics (2)

LOWER CAMBRIAN

ICR ***ROSELLA*** resistant, thick-bedded to massive, limestone and argillaceous limestone; local archaeocyathid buildups, trilobite fragments, oolites, and pisolites; pisolitic massive dolomite and limestone; marble, calc-silicate, calcareous phyllite and minor schist **(Rosella)**

UPPER PROTEROZOIC TO LOWER CAMBRIAN

PCI ***INGENIKA*** consists upwards of coarse quartzose clastics overlain by fine clastics (1), a marble horizon (2), and fine clastic strata (3); laterally equivalent similar fine clastics (4) are mostly(?) correlative to the upper part of this succession

LATE PROTEROZOIC AND PALEOZOIC

PPN ***NISLING*** assemblage characterized by mica quartz feldspar schist (1) and abundant locally thick limestone members (2); (3) includes possibly equivalent strata northeast of Tintina Fault

is located within gossanous bluffs immediately east of the property. Observed sulphide mineralization was limited to pervasive fine-grained disseminated pyrite. The location and results from four rock samples collected in a single day of follow-up prospecting are plotted in Figures 4 to 9.

8.0 SOIL GEOCHEMISTRY

Soil sampling was done on a grid over multi-element anomalies defined by 2002 soil sampling, a reconnaissance contour line to the south of the property, and a reconnaissance contour line to the east of the property. Sample locations and results from both 2002 and 2003 soil sampling are plotted in Figures 4 to 9. Class ranges used in Figures 4 to 9 are based on percentile levels calculated from the 2003 results and are summarized below in Table 8.1. Eighteen duplicate samples show reasonable correlation between the pairs.

Table 8.1: Soil Geochemistry Percentiles*, Simpson property

Element	Ag (ppm)	Cu (ppm)	Pb (ppm)	Zn (ppm)	Au (ppb)
Population	370	370	370	370	370
Max Value	5.1	371	680	569	104
98th percentile	3	83	273	284	28
95th percentile	1.7	61	143	230	16
85th percentile	0.9	38	68	122	5
70th percentile	0.6	24	43	78	2.5

*Note: Calculated from 2003 soil geochemical data only.

For the purposes of the following discussion, results greater than the 70th percentile for any particular element are considered weakly anomalous, greater than the 85th percentile are moderately anomalous, greater than the 95th percentile are highly anomalous, and greater than the 98th percentile are very highly anomalous.

Several discrete multi-element anomalies have now been identified on the Simpson property. The most encouraging results are from the southern corner of the grid and soil contour line CLYSH1 where the trend of highly anomalous Ag-Cu-Pb-Zn-Au in soils is coincident with the mapped and projected trace of felsic volcanic rocks (see Figures 4 through 9). This correlation may represent some kind of semi-conformable alteration/mineralization zone related to a VMS system.

A roughly 600x300 m area centred around the headwaters of Skinny Creek can also be outlined with anomalous or better Ag-Cu-Pb-Zn-Au in soil. The anomaly is generally N-S trending, and the metal signature and values are comparable to those observed at the south corner of the grid. Results in this area appear somewhat more sporadic and it will be hard to find their source in this area of limited exposure.

Grid soil lines over the high Au ± Pb anomaly reported in 2002 at the western end of the 4400' contour line (CL44) failed to return similar values. In an effort to resolve this discrepancy, 23 pulps (CL44-0E to CL44-1100E) from the 2002 sampling, originally analysed by Acme Labs (Vancouver, BC), were re-analysed at ALS Chemex Laboratories (Vancouver, BC), where all other 2003 geochemical analyses were completed. Acme Labs' results were typically higher but for the main elements of interest (Ag-Cu-Pb-Zn-Au) all samples were within 5% of each other. The results from the inter-laboratory comparison are therefore considered to be in excellent agreement but only serve to confirm the presence of Au in the sample pulps. All other aspects, such as control on sample location, have been investigated and no clear explanation can be given for the discrepancy.

Significant Au-in-soil was found in grid soil lines located up-slope from CL44 and the best Au values from the 2003 campaign are from the western corner of the grid (see Figure 6).

9.0 DISCUSSION AND RECOMMENDATIONS

The 2003 exploration program on the Simpson property was successful in further defining existing soil geochemical anomalies, outlining new soil geochemical anomalies, and in identifying in-situ felsic stratigraphy.

Limited rock sampling has not yet determined an adequate source for the silt and soil anomalies. The coincidence of the N-S trending multi-element soil geochemical anomaly at the south corner of the grid with the mapped and projected trace of pyrite-mineralized felsic to intermediate volcanic stratigraphy may be representative of a semi-conformable alteration/mineralization zone related to a VMS system and is certainly encouraging.

Possible correlations between the two main soil anomalies remain suspect as little is known about the property scale structure. It is equally possible that both anomalies are associated with the same stratigraphic horizon or that the anomalies represent multiple prospective or even that the anomalies are unrelated.

Further work on the Simpson property should focus on more detailed geological and geochemical surveys and ground geophysics. Geological mapping of the property and surrounding area are required in order to develop the stratigraphy to a level that would permit comparison with Yukon Tanana stratigraphy of the Finlayson district. Mapping will also provide much better understanding of the local structure, which is necessary in order to define relationships between geochemical anomalies and stratigraphy. The use of ground geophysical surveys (e.g., IP-chargeability) over identified felsic stratigraphy and soil anomalies would aid in identifying potential drill targets and advance the Simpson property to the next stage of exploration.

Respectfully submitted,
EQUITY ENGINEERING LTD.

R. Scott Heffernan, M.Sc. Graduand, Geol.I.T.
Vancouver, British Columbia
January 2004

APPENDIX A

BIBLIOGRAPHY

BIBLIOGRAPHY

Baknes, M.E., 2002. 2002 Technical report on the Simpson project: Technical report submitted to Department of Energy, Mines & Resources, Government of Yukon

Gabrielse, H. (1967): Geology, Watson Lake, Yukon Territory, Geological Survey of Canada, Map 19-1966.

Gordey, S.P. and Makepeace, A.J., 1999, Yukon Digital Geology, Geological Survey of Canada, Open File D3826.

Hornbrook, E.H.W. and Friske, P.W.B., Geological Survey of Canada, Open File 1648, Regional Stream Sediment and Water Geochemical Data, Southeastern Yukon, 105G.

Murphy, D.C., and Piercey, S.J., 1999, Finlayson Project: Geological evolution of Yukon-Tanana terrane and its relationship to Campbell Range belt, northern Wolverine Lake map area, southeastern Yukon, in Roots, C.F., and Emond, D.S., eds., Yukon exploration and geology 1998: Exploration and Geological Services Division, Indian and Northern Afairs Canada, p. 47-62.

APPENDIX B

ROCK SAMPLE DESCRIPTIONS

MINERALS AND ALTERATION TYPES

AK	ankerite	AS	arsenopyrite	AZ	azurite
BA	barite	BI	biotite	BO	bornite
BT	pyrobitumen	CA	calcite	CB	Fe-carbonate
CD	chalcedony	CL	chlorite	CP	chalcopyrite
CY	clay	EP	epidote	GE	goethite
GL	galena	GR	graphite	HE	hematite
HS	specularite	HZ	hydrozincite	JA	jarosite
KF	potassium feldspar	MC	malachite	MG	magnetite
MN	Mn-oxides	MR	mariposite/fuchsite	MS	sericite
MT	marcasite	NE	neotocite	PL	pyrolusite
PO	pyrrhotite	PY	pyrite	QZ	quartz veining
RN	rhodonite	SB	stibnite	SI	silicification
SP	sphalerite	SR	scorodite	TT	tetrahedrite

ALTERATION INTENSITY

m	moderate	s	strong	tr	trace
vs	very strong	w	weak		

Rock Sample Descriptions

Project Name: Simpson Range **Project:** RFM03-15 **NTS:** 105A/13

Sample Number:	Grid North:	N	Grid East:	E	Type: Grab	Alteration: wMS, mQZ	Au (ppb)	Ag (ppm)	As (ppm)	Bi (ppm)
275987 Simpson	UTM 6749609	N	UTM 452422	E	Strike Length Exp:	Metallics: 3%PY	<5	0.5	38	<2
	Elevation		Sample Width:		True Width:	Secondaries: sGE	Cu (ppm)	Pb (ppm)	Sb (ppm)	Zn (ppm)
					Host : Quartz feldspar porphyry		27	71	<2	90

Sampled By: MEB 12-Sep-03

Base of large exposure of quartz/feldspar porphyritic schist. Meta-dacite/rhyolite. Bottom of outcrop gossanous. May be more extensive but covered by overburden. Pyrite and pyrrhotite disseminated, may be weakly silicified.

Sample Number:	Grid North:	N	Grid East:	E	Type: Grab	Alteration: mCB, sQZ	Au (ppb)	Ag (ppm)	As (ppm)	Bi (ppm)
275988 Simpson	UTM 6749238	N	UTM 452477	E	Strike Length Exp: 2 m	Metallics: tPY	<5	1.1	11	3
	Elevation		Sample Width: 15 cm		True Width: 15 cm	Secondaries: tHZ	Cu (ppm)	Pb (ppm)	Sb (ppm)	Zn (ppm)
			120°/45° N		Host : Quartz-chlorite-sericite schist/andesite tuff		10	95	<2	28

Sampled By: MEB 12-Sep-03

Typical quartz carbonate vein, trace of pyrite, possible hydrozincite. Up slope from high zinc in soil.

Sample Number:	Grid North:	N	Grid East:	E	Type: Float	Alteration: wCB, sMS, sQZ	Au (ppb)	Ag (ppm)	As (ppm)	Bi (ppm)
275989 Simpson	UTM 6749210	N	UTM 452421	E	Strike Length Exp:	Metallics: tPY	12	0.2	10	2
	Elevation		Sample Width:		True Width:	Secondaries: sGE	Cu (ppm)	Pb (ppm)	Sb (ppm)	Zn (ppm)
					Host : Pale green Quartz-sericite schist/andesite tuff?		69	11	<2	17

Sampled By: MEB 12-Sep-03

Angular boulders at base of outcrop of moderately altered quartz-chlorite-sericite schist. Sample strongly altered equivalent? Or possible felsic volcanic? Foliation parallel. Patchy orange boxwork after sulphides ~ 5%.

Sample Number:	Grid North:	N	Grid East:	E	Type: Float	Alteration: wMS, mQZ	Au (ppb)	Ag (ppm)	As (ppm)	Bi (ppm)
275990 Simpson	UTM 6749210	N	UTM 452421	E	Strike Length Exp:	Metallics: 3%PY	20	0.5	6	3
	Elevation		Sample Width:		True Width:	Secondaries: sGE	Cu (ppm)	Pb (ppm)	Sb (ppm)	Zn (ppm)
					Host : Quartz-sericite-chlorite-pyrite schist		20	20	<2	12

Sampled By: MEB 12-Sep-03

Random sample of gossanous talus from below gossanous outcrop in vicinity of high zinc in soil.

APPENDIX C

CERTIFICATES OF ANALYSIS

ALS Chemex
EXCELLENCE IN ANALYTICAL CHEMISTRY
ALS Canada Ltd.
212 Brooksbank Avenue
North Vancouver BC V7J 2C1 Canada
Phone: 604 984 0221 Fax: 604 984 0218

To: **EQUITY ENGINEERING LTD.**
700-700 W PENDER ST
VANCOUVER BC V6C 1G8

Date : 26-Nov-2003
Account: EIA

CERTIFICATE VA03022528

Project : RFM03-15
P.O. No:
This report is for 209 SOIL samples submitted to our lab in Vancouver, BC, Canada on 26-Jun-2003.
The following have access to data associated with this certificate:

HENRY AWMACK	SCOTT HEFFERNAN	

SAMPLE PREPARATION

ALS CODE	DESCRIPTION
WEI-21	Received Sample Weight
LOG-22	Sample login - Rcd w/o BarCode
SCR-41	Screen to -180um and save both

ANALYTICAL PROCEDURES

ALS CODE	DESCRIPTION	INSTRUMENT
Au-AA23	Au 30g FA-AA finish	AAS
ME-ICP41	34 Element Aqua Regia ICP-AES	ICP-AES

To: **EQUITY ENGINEERING LTD.**
ATTN: SCOTT HEFFERNAN
700-700 W PENDER ST
VANCOUVER BC V6C 1G8

This is the Final Report and supersedes any preliminary report with this certificate number. Results apply to samples as submitted. All pages of this report have been checked and approved for release.

Signature:

ALS Chemex
EXCELLENCE IN ANALYTICAL CHEMISTRY
ALS Canada Ltd.
212 Brooksbank Avenue
North Vancouver BC V7J 2C1 Canada
Phone: 604 984 0221 Fax: 604 984 0218

To: EQUITY ENGINEERING LTD.
700-700 W PENDER ST
VANCOUVER BC V6C 1G8

Date : 26-Nov-2003
Account: EIA

Project : RFM03-15

CERTIFICATE OF ANALYSIS VA03022528

Sample Description	Method / Analyte / Units / LOR	WEI-21 Recvd Wt kg 0.02	Au-AA23 Au ppm 0.005	Au-AA23 Au Check ppm 0.005	ME-ICP41 Ag ppm 0.2	ME-ICP41 Al % 0.01	ME-ICP41 As ppm 2	ME-ICP41 B ppm 10	ME-ICP41 Ba ppm 10	ME-ICP41 Be ppm 0.5	ME-ICP41 Bi ppm 2	ME-ICP41 Ca % 0.01	ME-ICP41 Cd ppm 0.5	ME-ICP41 Co ppm 1	ME-ICP41 Cr ppm 1	ME-ICP41 Cu ppm 1
10200N-10000E		0.18	<0.005		1.6	0.88	10	<10	70	<0.5	4	0.03	<0.5	3	13	7
10200N-10050E		0.20	<0.005		0.6	0.59	5	<10	50	<0.5	2	0.02	<0.5	2	5	5
10200N-10100E		0.26	<0.005		0.4	1.04	13	<10	70	<0.5	3	0.09	<0.5	7	16	14
10200N-10150E		0.24	<0.005		0.4	0.71	13	<10	100	<0.5	6	0.05	<0.5	4	12	10
10200N-10200E		0.26	<0.005		0.2	0.51	7	<10	40	<0.5	11	0.02	<0.5	1	3	3
10200N-10250E		0.26	<0.005		0.9	0.80	9	<10	80	<0.5	4	0.02	<0.5	2	13	6
10200N-10300E		0.26	<0.005		0.7	0.89	4	<10	80	<0.5	3	0.03	<0.5	1	7	4
10200N-10350E		0.28	<0.005		0.2	0.51	9	<10	70	<0.5	3	0.02	<0.5	2	3	5
10200N-10350ED		0.26	<0.005		<0.2	0.47	11	<10	60	<0.5	3	0.02	<0.5	2	6	5
10200N-10400E		0.32	<0.005		<0.2	0.68	7	<10	50	<0.5	3	0.03	<0.5	1	5	3
10200N-10450E		0.26	<0.005		<0.2	0.55	3	<10	30	<0.5	2	0.02	<0.5	1	2	1
10200N-10500E		0.26	<0.005		0.4	0.69	15	<10	50	<0.5	2	0.02	<0.5	2	12	4
10200N-10550E		0.22	<0.005		<0.2	0.52	9	<10	40	<0.5	<2	0.01	<0.5	1	7	3
10200N-10600E		0.26	<0.005		0.3	0.71	20	<10	60	<0.5	9	0.03	0.5	4	14	11
10200N-10650E		0.28	<0.005		0.3	0.78	8	<10	100	<0.5	3	0.05	<0.5	4	28	10
10200N-10700E		0.24	<0.005		0.7	0.91	18	<10	90	<0.5	4	0.08	<0.5	6	27	21
10200N-9500E		0.32	<0.005		0.5	1.06	23	<10	110	<0.5	13	0.10	<0.5	9	15	22
10200N-9550E		0.18	0.006		1.8	1.58	42	<10	300	<0.5	16	0.08	0.6	9	15	31
10200N-9600E		0.32	<0.005		0.3	0.63	20	<10	110	<0.5	12	0.04	<0.5	4	12	18
10200N-9650E		0.30	<0.005		0.6	0.74	26	<10	150	<0.5	9	0.05	<0.5	6	8	28
10200N-9700E		0.34	<0.005		0.3	0.81	32	<10	90	<0.5	7	0.07	<0.5	5	10	15
10200N-9750E		0.36	<0.005		0.5	0.85	30	<10	70	<0.5	8	0.06	<0.5	5	11	15
10200N-9750ED		0.32	<0.005		<0.2	0.48	<2	<10	20	<0.5	<2	0.32	<0.5	5	16	7
10200N-9800E		0.14	<0.005		1.9	1.35	37	<10	310	<0.5	6	0.06	0.5	4	11	21
10200N-9850E		0.22	<0.005		1.4	0.66	33	<10	160	<0.5	4	0.02	<0.5	3	5	12
10200N-9900E		0.34	<0.005		0.9	0.86	35	<10	90	<0.5	4	0.05	<0.5	5	12	17
10200N-9950E		0.46	<0.005		0.9	0.69	21	<10	80	<0.5	7	0.12	<0.5	5	13	44
10400N-10000E		0.30	<0.005		0.2	0.96	156	<10	70	<0.5	6	0.02	<0.5	4	6	19
10400N-10050E		0.22	<0.005		0.2	0.73	14	<10	40	<0.5	2	0.02	<0.5	1	2	5
10400N-10100E		0.26	<0.005		0.3	0.77	22	<10	60	<0.5	8	0.03	<0.5	3	8	12
10400N-10150E		0.28	<0.005		0.6	0.58	25	<10	40	<0.5	9	0.02	<0.5	3	6	11
10400N-10200E		0.32	<0.005		0.4	0.58	26	<10	70	<0.5	7	0.04	<0.5	3	8	12
10400N-10250E		0.34	<0.005		2.1	1.12	20	<10	60	<0.5	4	0.04	<0.5	5	15	18
10400N-10300E		0.34	<0.005		0.4	0.72	8	<10	60	<0.5	3	0.04	<0.5	2	7	8
10400N-10350E		0.32	<0.005		<0.2	0.47	7	<10	50	<0.5	3	0.02	<0.5	2	5	5
10400N-10350ED		0.42	<0.005		<0.2	0.48	10	<10	50	<0.5	3	0.02	<0.5	1	5	5
10400N-10400E		0.28	<0.005		0.5	0.85	24	<10	70	<0.5	2	0.06	<0.5	4	16	12
10400N-10450E		0.36	<0.005		0.3	1.14	23	<10	80	<0.5	2	0.09	<0.5	7	21	37
10400N-10500E		0.26	<0.005		0.2	1.02	12	<10	50	<0.5	2	0.03	<0.5	3	7	13
10400N-10550E		0.26	<0.005		0.5	0.85	7	<10	70	<0.5	2	0.02	<0.5	1	5	6

Comments: Check value for 12000N-9750E : 0.009 ppm. Some samples in this set exhibit Au nugget effect.

ALS Chemex
EXCELLENCE IN ANALYTICAL CHEMISTRY
ALS Canada Ltd.
212 Brooksbank Avenue
North Vancouver BC V7J 2C1 Canada
Phone: 604 984 0221 Fax: 604 984 0218

To: EQUITY ENGINEERING LTD.
700-700 W PENDER ST
VANCOUVER BC V6C 1G8

Date : 26-Nov-2003
Account: EIA

Project : RFM03-15

CERTIFICATE OF ANALYSIS VA03022528

Sample Description	Method / Analyte / Units / LOR	WEI-21 Recvd Wt kg 0.02	Au-AA23 Au ppm 0.005	Au-AA23 Au Check ppm 0.005	ME-ICP41 Ag ppm 0.2	ME-ICP41 Al % 0.01	ME-ICP41 As ppm 2	ME-ICP41 B ppm 10	ME-ICP41 Ba ppm 10	ME-ICP41 Be ppm 0.5	ME-ICP41 Bi ppm 2	ME-ICP41 Ca % 0.01	ME-ICP41 Cd ppm 0.5	ME-ICP41 Co ppm 1	ME-ICP41 Cr ppm 1	ME-ICP41 Cu ppm 1
10400N-10600E		0.36	0.021		0.6	1.31	25	<10	90	<0.5	3	0.04	<0.5	9	27	39
10400N-10650E		0.24	<0.005		0.2	0.62	13	<10	50	<0.5	3	0.03	<0.5	3	10	16
10400N-10700E		0.38	<0.005		0.9	1.24	12	<10	90	<0.5	3	0.06	<0.5	5	19	15
10400N-9550E		0.40	0.010		4.3	1.03	81	<10	190	<0.5	29	0.14	1.5	20	9	96
10400N-9600E		0.30	0.016		4.6	1.06	89	<10	200	<0.5	59	0.09	2.1	40	12	122
10400N-9650E		0.20	0.005		3.6	0.40	8	<10	100	<0.5	8	0.11	0.5	4	2	14
10400N-9700E		0.26	0.011		1.6	0.81	32	<10	150	<0.5	30	0.06	<0.5	7	6	28
10400N-9750E		0.26	<0.005		0.5	0.49	22	<10	140	<0.5	18	0.06	0.6	4	6	14
10400N-9750ED		0.26	<0.005		0.4	0.61	31	<10	170	<0.5	18	0.08	0.7	7	7	23
10400N-9800E		0.36	<0.005		0.5	0.74	13	<10	210	<0.5	6	0.02	<0.5	2	5	22
10400N-9850E		0.26	<0.005		1.4	0.88	46	<10	110	<0.5	9	0.04	<0.5	6	14	65
10400N-9900E		0.36	<0.005		0.6	0.77	95	<10	70	<0.5	5	0.02	<0.5	3	4	26
10400N-9950E		0.36	<0.005		0.4	0.72	16	<10	110	<0.5	2	0.01	<0.5	1	2	7
10600N-10000E		0.20	<0.005		0.4	0.17	<2	<10	20	<0.5	<2	0.03	<0.5	<1	1	1
10600N-10050E		0.22	<0.005		1.3	0.83	50	<10	130	<0.5	6	0.04	0.7	5	10	21
10600N-10100E		0.20	<0.005		<0.2	0.61	7	<10	40	<0.5	<2	0.02	<0.5	1	2	6
10600N-10150E		0.16	<0.005		1.0	0.24	2	<10	140	<0.5	<2	0.05	0.5	1	1	4
10600N-10200E		0.18	<0.005		0.6	0.58	13	<10	50	<0.5	2	0.02	<0.5	2	4	5
10600N-10250E		0.18	0.052	0.005	0.2	0.61	17	<10	50	<0.5	3	0.01	<0.5	1	4	8
10600N-10300E		0.18	<0.005		1.0	0.74	48	<10	80	<0.5	9	0.03	<0.5	5	8	33
10600N-10350E		0.30	<0.005		0.9	0.69	24	<10	90	<0.5	4	0.02	<0.5	3	10	11
10600N-10350ED		0.28	<0.005		1.0	0.75	29	<10	90	<0.5	4	0.02	<0.5	3	12	12
10600N-10400E		0.20	<0.005		0.6	0.65	18	<10	70	<0.5	3	0.03	<0.5	3	12	9
10600N-10450E		0.18	<0.005		0.3	0.66	21	<10	70	<0.5	3	0.02	<0.5	3	12	13
10600N-10500E		0.24	<0.005		<0.2	0.38	11	<10	40	<0.5	2	0.01	<0.5	2	6	9
10600N-10550E		0.20	<0.005		0.4	0.53	3	<10	40	<0.5	<2	0.02	<0.5	1	4	3
10600N-10600E		0.26	<0.005		1.1	0.75	18	<10	60	<0.5	2	0.04	<0.5	5	20	16
10600N-10650E		0.24	<0.005		0.3	0.70	15	<10	50	<0.5	2	0.03	<0.5	5	34	9
10600N-10700E		0.16	<0.005		0.4	0.56	2	<10	40	<0.5	<2	0.02	<0.5	1	3	3
10600N-9500E		0.28	<0.005		0.3	0.84	36	<10	70	<0.5	14	0.07	<0.5	5	13	15
10600N-9550E		0.22	0.006		0.8	1.01	27	<10	110	<0.5	17	0.11	<0.5	8	16	20
10600N-9600E		0.28	<0.005		0.2	0.59	22	<10	120	<0.5	5	0.03	<0.5	5	5	15
10600N-9650E		0.22	<0.005		0.5	0.64	21	<10	160	<0.5	8	0.02	<0.5	2	5	11
10600N-9700E		0.16	0.017		0.8	0.29	3	<10	70	<0.5	<2	0.04	<0.5	1	1	4
10600N-9750E		0.20	<0.005		0.8	0.28	4	<10	50	<0.5	<2	0.02	<0.5	1	1	3
10600N-9750ED		0.30	<0.005		<0.2	0.46	<2	<10	20	<0.5	<2	0.29	<0.5	5	11	6
10600N-9800E		0.12	<0.005		0.5	0.26	2	<10	160	<0.5	<2	0.10	1.0	1	1	5
10600N-9850E		0.22	<0.005		0.2	0.68	15	<10	80	<0.5	4	0.07	<0.5	3	5	12
10600N-9900E		0.14	<0.005		3.5	1.50	100	<10	540	0.6	6	0.66	2.3	5	11	70
10600N-9950E		0.08	<0.005		3.0	1.45	94	<10	570	0.6	7	0.72	2.8	5	10	68

Comments: Check value for 12000N-9750E : 0.009 ppm. Some samples in this set exhibit Au nugget effect.

ALS Chemex
EXCELLENCE IN ANALYTICAL CHEMISTRY
ALS Canada Ltd.
212 Brooksbank Avenue
North Vancouver BC V7J 2C1 Canada
Phone: 604 984 0221 Fax: 604 984 0218

To: EQUITY ENGINEERING LTD.
700-700 W PENDER ST
VANCOUVER BC V6C 1G8

Date : 26-Nov-2003
Account: EIA

Project : RFM03-15

CERTIFICATE OF ANALYSIS VA03022528

Sample Description	Method / Analyte / Units / LOR	WEI-21 Recvd Wt kg 0.02	Au-AA23 Au ppm 0.005	Au-AA23 Au Check ppm 0.005	ME-ICP41 Ag ppm 0.2	ME-ICP41 Al % 0.01	ME-ICP41 As ppm 2	ME-ICP41 B ppm 10	ME-ICP41 Ba ppm 10	ME-ICP41 Be ppm 0.5	ME-ICP41 Bi ppm 2	ME-ICP41 Ca % 0.01	ME-ICP41 Cd ppm 0.5	ME-ICP41 Co ppm 1	ME-ICP41 Cr ppm 1	ME-ICP41 Cu ppm 1
10800N-10000E		0.18	<0.005		0.6	0.18	<2	<10	20	<0.5	<2	0.03	<0.5	1	1	1
10800N-10050E		0.22	<0.005		0.7	0.64	18	<10	110	<0.5	3	0.07	<0.5	3	3	9
10800N-10100E		0.34	<0.005		<0.2	1.16	50	<10	120	<0.5	3	0.04	0.8	6	8	10
10800N-10150E		0.24	<0.005		<0.2	0.48	18	<10	90	<0.5	<2	0.10	<0.5	2	8	13
10800N-10200E		0.18	<0.005		0.6	1.06	19	<10	80	<0.5	2	0.06	<0.5	3	19	6
10800N-10250E		0.16	0.011		2.7	0.91	63	<10	380	<0.5	5	0.90	3.3	12	7	114
10800N-10300E		0.20	<0.005		0.2	1.30	275	<10	90	<0.5	4	0.03	<0.5	4	4	9
10800N-10350E		0.20	<0.005		0.3	0.85	56	<10	50	<0.5	4	0.03	<0.5	4	10	14
10800N-10350ED		0.24	0.009		0.4	1.10	79	<10	60	<0.5	6	0.03	<0.5	6	18	24
10800N-10400E		0.22	<0.005		2.9	0.45	128	<10	50	<0.5	<2	0.01	<0.5	3	8	41
10800N-10450E		0.22	<0.005		0.4	1.22	21	<10	90	<0.5	3	0.09	<0.5	11	51	46
10800N-10500E		0.20	<0.005		0.5	0.46	7	<10	40	<0.5	<2	0.03	<0.5	1	3	4
10800N-10550E		0.20	<0.005		2.3	0.90	26	<10	50	<0.5	3	0.04	<0.5	5	20	11
10800N-10600E		0.20	<0.005		0.3	0.64	28	<10	90	<0.5	4	0.03	<0.5	2	7	13
10800N-10650E		0.20	<0.005		0.2	0.56	29	<10	60	<0.5	3	0.02	<0.5	3	6	12
10800N-10700E		0.18	<0.005		<0.2	0.61	7	<10	30	<0.5	2	0.03	<0.5	1	12	3
10800N-9500E		0.22	<0.005		0.6	0.54	10	<10	110	<0.5	3	0.03	<0.5	2	4	10
10800N-9550E		0.18	<0.005		0.3	0.52	37	<10	150	<0.5	4	0.03	<0.5	3	6	11
10800N-9600E		0.30	0.008		0.7	0.68	35	<10	220	<0.5	6	0.05	<0.5	4	8	18
10800N-9650E		0.24	<0.005		0.3	0.72	25	<10	240	<0.5	3	0.05	<0.5	5	8	15
10800N-9700E		0.20	0.007		1.1	1.27	159	<10	130	<0.5	5	0.04	<0.5	20	10	53
10800N-9750E		0.22	<0.005		0.4	0.84	56	<10	80	<0.5	5	0.02	<0.5	4	8	14
10800N-9750ED		0.16	<0.005		0.2	0.70	46	<10	90	<0.5	5	0.03	<0.5	6	5	18
10800N-9800E		0.26	<0.005		0.3	1.22	16	<10	140	<0.5	4	0.04	<0.5	4	12	19
10800N-9850E		0.22	<0.005		0.2	1.24	23	<10	80	<0.5	2	0.03	<0.5	4	17	30
10800N-9900E		0.18	<0.005		0.3	0.48	16	<10	50	<0.5	2	0.03	<0.5	2	4	10
10800N-9950E		0.26	<0.005		0.6	0.92	25	<10	160	<0.5	8	0.07	0.6	9	5	22
11000N-10000E		0.44	<0.005		0.3	1.18	53	<10	80	<0.5	3	0.02	<0.5	5	15	30
11000N-10050E		0.42	<0.005		0.6	1.10	53	<10	90	<0.5	3	0.03	<0.5	5	11	27
11000N-10100E		0.42	<0.005		0.2	0.65	35	<10	70	<0.5	2	0.03	<0.5	3	7	18
11000N-10150E		0.48	<0.005		0.8	0.97	55	<10	200	<0.5	5	0.06	1.0	15	11	70
11000N-10200E		0.42	<0.005		1.0	0.57	35	<10	140	<0.5	<2	0.05	0.6	5	5	34
11000N-10250E		0.44	<0.005		1.3	0.37	118	<10	80	<0.5	12	0.04	1.2	4	2	33
11000N-10300E		0.48	<0.005		2.2	0.79	127	<10	180	<0.5	8	0.13	1.5	10	8	50
11000N-10350E		0.38	<0.005		0.5	1.06	72	<10	70	<0.5	8	0.11	0.7	7	16	38
11000N-10450E		0.40	<0.005		0.6	1.24	23	<10	160	<0.5	2	0.06	<0.5	5	4	19
11000N-10450ED		0.38	<0.005		0.8	1.28	20	<10	160	<0.5	3	0.06	<0.5	5	5	18
11000N-10500E		0.44	<0.005		0.7	0.98	28	<10	70	<0.5	2	0.04	<0.5	5	23	20
11000N-10550E		0.38	<0.005		0.6	0.85	21	<10	90	<0.5	35	0.03	<0.5	10	9	41
11000N-10600E		0.40	<0.005		0.8	1.26	122	<10	120	<0.5	3	0.02	<0.5	4	24	18

Comments: Check value for 12000N-9750E : 0.009 ppm. Some samples in this set exhibit Au nugget effect.

ALS Chemex
EXCELLENCE IN ANALYTICAL CHEMISTRY
ALS Canada Ltd.
212 Brooksbank Avenue
North Vancouver BC V7J 2C1 Canada
Phone: 604 984 0221 Fax: 604 984 0218

To: EQUITY ENGINEERING LTD.
700-700 W PENDER ST
VANCOUVER BC V6C 1G8

Date : 26-Nov-2003
Account: EIA

Project : RFM03-15

CERTIFICATE OF ANALYSIS VA03022528

Sample Description	Method / Analyte / Units / LOR	WEI-21 Recvd Wt kg 0.02	Au-AA23 Au ppm 0.005	Au-AA23 Au Check ppm 0.005	ME-ICP41 Ag ppm 0.2	ME-ICP41 Al % 0.01	ME-ICP41 As ppm 2	ME-ICP41 B ppm 10	ME-ICP41 Ba ppm 10	ME-ICP41 Be ppm 0.5	ME-ICP41 Bi ppm 2	ME-ICP41 Ca % 0.01	ME-ICP41 Cd ppm 0.5	ME-ICP41 Co ppm 1	ME-ICP41 Cr ppm 1	ME-ICP41 Cu ppm 1
11000N-10650E		0.46	<0.005		0.4	0.98	33	<10	100	<0.5	<2	0.03	<0.5	4	22	14
11000N-10700E		0.46	<0.005		0.7	1.38	76	<10	150	<0.5	4	0.03	<0.5	6	25	23
11000N-9300E		0.32	<0.005		0.7	0.98	30	<10	60	<0.5	9	0.03	<0.5	5	6	29
11000N-9350E		0.54	0.005		0.7	0.99	25	<10	40	<0.5	11	0.03	<0.5	5	2	33
11000N-9400E		0.24	0.006		0.5	1.18	44	<10	250	<0.5	13	0.06	1.1	10	7	26
11000N-9600E		0.30	<0.005		0.6	0.79	34	<10	200	<0.5	3	0.05	<0.5	3	5	21
11000N-9600ED		0.34	<0.005		0.8	0.74	32	<10	200	<0.5	3	0.06	<0.5	3	5	22
11000N-9650E		0.28	<0.005		0.6	0.56	10	<10	190	<0.5	2	0.08	<0.5	2	5	12
11000N-9700E		0.42	<0.005		1.1	1.26	66	<10	140	<0.5	7	0.07	<0.5	10	23	43
11000N-9750E		0.30	<0.005		1.7	1.56	62	<10	240	<0.5	28	0.05	1.0	8	12	44
11000N-9800E		0.32	0.019		0.3	1.14	36	<10	80	<0.5	5	0.04	<0.5	7	25	25
11000N-9850E		0.48	<0.005		0.9	0.88	15	<10	70	<0.5	2	0.03	<0.5	2	14	15
11000N-9900E		0.36	<0.005		0.3	0.74	60	<10	90	<0.5	3	0.02	<0.5	5	13	44
11000N-9950E		0.28	<0.005		5.1	0.98	19	<10	70	<0.5	<2	0.05	<0.5	4	21	12
11200N-10000E		0.46	<0.005		0.6	0.93	41	<10	70	<0.5	7	0.03	<0.5	5	12	20
11200N-10050E		0.42	<0.005		0.5	0.97	58	<10	90	<0.5	5	0.01	<0.5	6	14	49
11200N-10100E		0.32	<0.005		1.2	0.82	30	<10	40	<0.5	2	0.01	<0.5	2	5	17
11200N-10150E		0.34	<0.005		1.0	0.88	57	<10	200	<0.5	<2	0.01	<0.5	4	15	82
11200N-10200E		0.44	<0.005		<0.2	0.88	106	<10	130	<0.5	<2	0.02	<0.5	10	7	34
11200N-10250E		0.38	<0.005		0.5	1.08	58	<10	310	<0.5	<2	0.02	<0.5	8	11	30
11200N-10300E		0.30	<0.005		0.9	0.91	27	<10	250	<0.5	2	0.02	<0.5	4	16	13
11200N-10300ED		0.38	<0.005		0.8	0.91	24	<10	260	<0.5	<2	0.02	<0.5	4	17	14
11200N-10350E		0.56	<0.005		0.4	0.85	25	<10	80	<0.5	4	0.05	<0.5	5	18	22
11200N-10400E		0.60	0.011		<0.2	0.58	13	<10	50	<0.5	<2	0.01	<0.5	2	8	12
11200N-10450E		0.52	<0.005		0.7	0.96	36	<10	180	<0.5	3	0.03	<0.5	10	19	56
11200N-10500E		0.54	<0.005		0.4	0.77	25	<10	60	<0.5	4	0.03	<0.5	4	14	22
11200N-10550E		0.48	<0.005		0.3	0.99	33	<10	70	<0.5	4	0.04	<0.5	6	23	26
11200N-10600E		0.38	<0.005		0.2	0.77	19	<10	100	<0.5	2	0.03	<0.5	3	9	15
11200N-10650E		0.50	<0.005		0.4	1.23	31	<10	90	<0.5	3	0.04	<0.5	9	32	29
11200N-10700E		0.36	0.007		0.7	1.64	69	<10	410	1.2	<2	1.26	0.9	13	29	371
11200N-9300E		0.30	<0.005		<0.2	1.34	76	<10	390	<0.5	5	0.17	0.8	12	17	44
11200N-9350E		0.28	<0.005		0.4	0.61	92	<10	70	<0.5	4	0.04	<0.5	3	7	25
11200N-9400E		0.32	<0.005		0.6	1.08	51	<10	230	<0.5	10	0.02	<0.5	4	24	31
11200N-9450E		0.28	<0.005		0.3	1.89	90	<10	160	<0.5	4	0.09	<0.5	20	64	20
11200N-9500E		0.44	<0.005		<0.2	0.42	4	<10	40	<0.5	<2	0.02	<0.5	1	1	3
11200N-9550E		0.38	<0.005		<0.2	0.81	8	<10	50	<0.5	<2	0.03	<0.5	<1	3	3
11200N-9600E		0.58	0.011		0.9	1.28	146	<10	240	0.5	6	0.68	1.3	10	26	67
11200N-9650E		0.46	<0.005		0.6	1.16	587	<10	50	<0.5	4	0.01	<0.5	5	14	14
11200N-9700E		0.40	0.037		0.4	0.66	44	<10	30	<0.5	16	0.04	<0.5	8	10	25
11200N-9700EB		0.32	<0.005		<0.2	0.47	<2	<10	20	<0.5	<2	0.33	<0.5	5	15	7

Comments: Check value for 12000N-9750E : 0.009 ppm. Some samples in this set exhibit Au nugget effect.

ALS Chemex
EXCELLENCE IN ANALYTICAL CHEMISTRY
ALS Canada Ltd.
212 Brooksbank Avenue
North Vancouver BC V7J 2C1 Canada
Phone: 604 984 0221 Fax: 604 984 0218

To: EQUITY ENGINEERING LTD.
700-700 W PENDER ST
VANCOUVER BC V6C 1G8

Date : 26-Nov-2003
Account: EIA

Project : RFM03-15

CERTIFICATE OF ANALYSIS VA03022528

Sample Description	Method / Analyte / Units / LOR	WEI-21 Recvd Wt kg 0.02	Au-AA23 Au ppm 0.005	Au-AA23 Au Check ppm 0.005	ME-ICP41 Ag ppm 0.2	ME-ICP41 Al % 0.01	ME-ICP41 As ppm 2	ME-ICP41 B ppm 10	ME-ICP41 Ba ppm 10	ME-ICP41 Be ppm 0.5	ME-ICP41 Bi ppm 2	ME-ICP41 Ca % 0.01	ME-ICP41 Cd ppm 0.5	ME-ICP41 Co ppm 1	ME-ICP41 Cr ppm 1	ME-ICP41 Cu ppm 1
11200N-9750E		0.58	<0.005		0.8	1.40	236	<10	210	<0.5	3	0.35	0.7	14	24	85
11200N-9800E		0.30	<0.005		4.6	0.69	28	<10	170	<0.5	9	0.03	<0.5	4	9	18
11200N-9850E		0.26	<0.005		0.2	0.78	26	<10	50	<0.5	8	0.05	<0.5	4	10	18
11200N-9900E		0.32	<0.005		0.9	1.04	43	<10	60	<0.5	10	0.03	<0.5	5	14	20
11200N-9950E		0.26	<0.005		0.5	0.90	16	<10	50	<0.5	5	0.04	<0.5	3	7	9
11400N-10000E		0.30	0.006		0.2	0.83	22	<10	220	<0.5	3	0.54	<0.5	5	6	10
11400N-10050E		0.38	<0.005		1.5	0.85	37	<10	40	<0.5	2	0.02	<0.5	6	16	20
11400N-10100E		0.42	<0.005		0.3	0.84	7	<10	90	<0.5	<2	0.02	<0.5	4	3	6
11400N-10150E		0.38	0.010		0.4	1.12	32	<10	150	<0.5	4	0.05	<0.5	7	8	19
11400N-10200E		0.36	<0.005		<0.2	0.56	9	<10	50	<0.5	<2	0.03	<0.5	2	5	6
11400N-10250E		0.20	<0.005		0.7	0.36	<2	<10	80	<0.5	<2	0.03	<0.5	1	2	3
11400N-10300E		0.34	<0.005		<0.2	0.46	<2	<10	20	<0.5	<2	0.31	<0.5	5	13	7
11400N-10350E		0.36	<0.005		0.2	0.99	37	<10	80	<0.5	7	0.02	<0.5	5	17	13
11400N-10400E		0.36	0.005		<0.2	0.54	10	<10	40	<0.5	3	0.03	<0.5	1	6	4
11400N-10450E		0.38	<0.005		0.3	0.93	36	<10	80	<0.5	2	0.07	0.6	6	67	18
11400N-10500E		0.34	<0.005		0.3	0.90	31	<10	120	<0.5	4	0.05	<0.5	8	49	16
11400N-10550E		0.34	<0.005		0.2	0.79	14	<10	110	<0.5	2	0.17	<0.5	6	83	19
11400N-10600E		0.36	<0.005		0.2	0.80	4	<10	50	<0.5	<2	0.07	<0.5	4	39	8
11400N-10650E		0.32	<0.005		0.4	0.80	11	<10	270	<0.5	2	0.10	0.9	3	24	16
11400N-10700E		0.28	<0.005		<0.2	1.42	11	<10	80	<0.5	<2	0.10	<0.5	11	99	23
11400N-9300E		0.44	0.012		0.6	1.00	19	<10	160	<0.5	10	0.10	<0.5	9	9	41
11400N-9350E		0.28	<0.005		0.6	0.62	11	<10	340	<0.5	5	0.06	<0.5	4	4	23
11400N-9400E		0.34	<0.005		1.7	0.68	15	<10	110	<0.5	24	0.06	<0.5	5	5	36
11400N-9450E		0.34	0.023		0.3	0.93	68	<10	80	<0.5	12	0.12	<0.5	14	12	43
11400N-9500E		0.48	0.071		2.6	1.12	43	<10	100	<0.5	12	0.05	<0.5	17	9	34
11400N-9550E		0.38	0.104		0.4	0.58	10	<10	50	<0.5	4	0.03	<0.5	2	3	11
11400N-9600E		0.50	0.020		0.4	0.32	19	<10	330	<0.5	25	0.02	<0.5	3	1	10
11400N-9650E		0.42	<0.005		<0.2	0.44	2	<10	60	<0.5	<2	0.07	<0.5	<1	2	3
11400N-9700E		0.50	<0.005		3.0	0.94	60	<10	130	<0.5	25	0.31	<0.5	5	6	21
11400N-9750E		0.36	0.022		0.2	0.86	44	<10	60	<0.5	6	0.05	<0.5	4	6	8
11400N-9800E		0.38	<0.005		0.5	0.55	6	<10	70	<0.5	2	0.05	<0.5	3	4	4
11400N-9850E		0.38	<0.005		0.4	0.84	19	<10	40	<0.5	6	0.04	<0.5	5	14	16
11400N-9950E		0.38	0.007		0.4	1.22	37	<10	200	<0.5	5	0.30	2.6	12	9	26
12000N-9300E		0.34	<0.005		0.5	0.92	13	<10	60	<0.5	8	0.03	<0.5	5	10	19
12000N-9350E		0.46	<0.005		0.3	1.16	20	<10	60	<0.5	7	0.04	<0.5	6	13	25
12000N-9400E		0.36	<0.005		0.2	0.97	21	<10	60	<0.5	5	0.03	<0.5	5	11	24
12000N-9450E		0.34	<0.005		0.6	1.08	30	<10	50	<0.5	7	0.03	<0.5	4	10	16
12000N-9500E		0.32	<0.005		0.4	0.56	<2	<10	40	<0.5	<2	0.02	<0.5	1	3	3
12000N-9550E		0.42	0.009		0.2	0.91	13	<10	60	<0.5	2	0.08	<0.5	6	15	16
12000N-9600E		0.34	<0.005		0.2	0.82	27	<10	50	<0.5	5	0.03	<0.5	4	7	17

Comments: Check value for 12000N-9750E : 0.009 ppm. Some samples in this set exhibit Au nugget effect.

ALS Chemex
EXCELLENCE IN ANALYTICAL CHEMISTRY
ALS Canada Ltd.
212 Brooksbank Avenue
North Vancouver BC V7J 2C1 Canada
Phone: 604 984 0221 Fax: 604 984 0218

To: EQUITY ENGINEERING LTD.
700-700 W PENDER ST
VANCOUVER BC V6C 1G8

Date : 26-Nov-2003
Account: EIA

Project : RFM03-15

CERTIFICATE OF ANALYSIS VA03022528

Sample Description	Method / Analyte / Units / LOR	WEI-21 Recvd Wt kg 0.02	Au-AA23 Au ppm 0.005	Au-AA23 Au Check ppm 0.005	ME-ICP41 Ag ppm 0.2	ME-ICP41 Al % 0.01	ME-ICP41 As ppm 2	ME-ICP41 B ppm 10	ME-ICP41 Ba ppm 10	ME-ICP41 Be ppm 0.5	ME-ICP41 Bi ppm 2	ME-ICP41 Ca % 0.01	ME-ICP41 Cd ppm 0.5	ME-ICP41 Co ppm 1	ME-ICP41 Cr ppm 1	ME-ICP41 Cu ppm 1
12000N-9650E		0.30	<0.005		<0.2	0.99	14	<10	50	<0.5	4	0.03	<0.5	5	15	16
12000N-9650ED		0.28	<0.005		0.4	0.49	14	<10	130	<0.5	2	0.05	<0.5	3	5	14
12000N-9700E		0.42	<0.005		0.3	0.56	16	<10	120	<0.5	3	0.05	<0.5	3	6	15
12000N-9750E		0.38	0.062		0.4	1.05	25	<10	80	<0.5	7	0.03	<0.5	7	9	34
12000N-9800E		0.36	<0.005		0.3	0.80	19	<10	80	<0.5	3	0.03	<0.5	4	8	22
12000N-9850E		0.34	<0.005		1.1	0.32	4	<10	20	<0.5	3	0.02	<0.5	2	3	6
12000N-9900E		0.44	<0.005		0.2	0.74	10	<10	70	<0.5	2	0.04	<0.5	3	7	11
12000N-9950E		0.36	0.005		0.3	0.99	26	<10	60	<0.5	4	0.06	<0.5	6	14	19
12000N-10000E		0.40	<0.005		0.6	1.12	9	<10	60	<0.5	2	0.07	<0.5	5	16	12

Comments: Check value for 12000N-9750E : 0.009 ppm. Some samples in this set exhibit Au nugget effect.

ALS Chemex
EXCELLENCE IN ANALYTICAL CHEMISTRY
ALS Canada Ltd.
212 Brooksbank Avenue
North Vancouver BC V7J 2C1 Canada
Phone: 604 984 0221 Fax: 604 984 0218

To: EQUITY ENGINEERING LTD.
700-700 W PENDER ST
VANCOUVER BC V6C 1G8

Date : 26-Nov-2003
Account: EIA

Project : RFM03-15

CERTIFICATE OF ANALYSIS VA03022528

Sample Description	Method / Analyte / Units / LOR	ME-ICP41 Fe % 0.01	ME-ICP41 Ga ppm 10	ME-ICP41 Hg ppm 1	ME-ICP41 K % 0.01	ME-ICP41 La ppm 10	ME-ICP41 Mg % 0.01	ME-ICP41 Mn ppm 5	ME-ICP41 Mo ppm 1	ME-ICP41 Na % 0.01	ME-ICP41 Ni ppm 1	ME-ICP41 P ppm 10	ME-ICP41 Pb ppm 2	ME-ICP41 S % 0.01	ME-ICP41 Sb ppm 2	ME-ICP41 Sc ppm 1
10200N-10000E		1.50	<10	<1	0.06	10	0.15	88	1	0.01	5	370	35	0.03	<2	<1
10200N-10050E		0.70	<10	<1	0.06	10	0.06	51	<1	0.01	3	180	13	0.01	<2	1
10200N-10100E		2.33	<10	<1	0.07	20	0.31	190	1	0.01	13	330	41	0.02	<2	2
10200N-10150E		1.76	<10	<1	0.08	20	0.19	138	1	0.01	9	240	39	0.02	<2	1
10200N-10200E		0.39	<10	<1	0.05	20	0.03	19	<1	0.01	2	180	8	0.01	<2	<1
10200N-10250E		1.10	<10	1	0.05	20	0.07	76	1	0.01	10	290	23	0.01	<2	<1
10200N-10300E		0.76	<10	<1	0.04	20	0.10	48	<1	0.01	4	350	26	0.01	<2	<1
10200N-10350E		0.62	<10	<1	0.07	20	0.03	26	1	0.01	4	150	9	0.01	<2	<1
10200N-10350ED		0.75	<10	<1	0.06	20	0.04	31	1	0.01	6	130	10	0.01	<2	<1
10200N-10400E		0.45	<10	<1	0.05	20	0.04	35	<1	0.01	2	90	12	0.01	<2	1
10200N-10450E		0.22	<10	<1	0.04	10	0.03	14	<1	0.01	2	210	6	0.01	<2	<1
10200N-10500E		0.85	<10	<1	0.06	20	0.05	52	1	<0.01	4	120	17	0.01	<2	1
10200N-10550E		0.51	<10	<1	0.06	30	0.02	24	1	0.01	4	90	8	0.01	<2	<1
10200N-10600E		2.23	<10	1	0.10	20	0.12	122	1	0.01	8	250	32	0.01	<2	1
10200N-10650E		1.67	<10	<1	0.08	10	0.14	104	1	0.01	11	200	27	0.01	<2	1
10200N-10700E		2.87	<10	<1	0.09	20	0.25	158	2	0.01	14	210	57	0.02	<2	2
10200N-9500E		2.11	<10	<1	0.12	30	0.27	344	1	0.01	14	510	82	0.02	<2	2
10200N-9550E		2.65	<10	1	0.16	50	0.28	468	1	0.01	14	920	148	0.06	<2	1
10200N-9600E		1.50	<10	<1	0.14	10	0.13	219	1	0.01	6	470	47	0.04	<2	<1
10200N-9650E		1.62	<10	<1	0.15	30	0.18	433	1	0.01	9	370	78	0.02	<2	1
10200N-9700E		1.82	<10	<1	0.10	30	0.19	158	1	0.01	10	360	54	0.02	<2	1
10200N-9750E		1.90	<10	1	0.08	20	0.17	121	1	0.01	8	410	62	0.03	<2	1
10200N-9750ED		2.34	<10	1	0.03	<10	0.21	163	<1	0.02	8	400	2	<0.01	<2	1
10200N-9800E		1.96	<10	1	0.11	50	0.17	142	1	0.02	8	1040	55	0.09	<2	1
10200N-9850E		1.50	<10	<1	0.07	10	0.05	48	1	0.01	3	290	65	0.04	<2	1
10200N-9900E		1.83	<10	<1	0.07	20	0.19	120	1	0.01	10	290	54	0.03	<2	1
10200N-9950E		1.36	<10	<1	0.13	30	0.16	429	2	0.01	13	450	297	0.01	<2	1
10400N-10000E		2.39	<10	1	0.10	10	0.08	311	2	0.01	5	330	41	0.02	<2	1
10400N-10050E		0.44	<10	1	0.05	20	0.02	28	<1	0.01	2	220	5	<0.01	<2	<1
10400N-10100E		1.43	<10	<1	0.08	20	0.07	94	1	0.01	5	250	25	0.01	<2	1
10400N-10150E		1.50	<10	<1	0.07	20	0.04	68	1	<0.01	4	200	19	0.01	<2	1
10400N-10200E		1.74	<10	<1	0.09	30	0.10	150	1	0.01	7	260	32	0.02	<2	1
10400N-10250E		2.07	<10	1	0.07	20	0.20	128	2	0.01	11	190	55	0.02	<2	1
10400N-10300E		1.02	<10	<1	0.06	30	0.10	72	1	<0.01	6	130	28	0.01	<2	1
10400N-10350E		0.64	<10	<1	0.07	30	0.05	60	1	0.01	3	100	16	0.01	<2	<1
10400N-10350ED		0.75	<10	<1	0.07	30	0.06	67	1	<0.01	3	110	19	0.01	<2	1
10400N-10400E		2.03	<10	<1	0.09	20	0.23	98	2	0.01	12	290	37	0.03	<2	1
10400N-10450E		2.37	<10	1	0.09	20	0.39	180	2	0.01	18	370	37	0.02	<2	2
10400N-10500E		1.60	10	<1	0.05	10	0.14	80	1	0.01	4	250	16	0.02	<2	2
10400N-10550E		0.52	<10	<1	0.05	20	0.07	28	<1	0.01	2	240	13	0.01	<2	1

Comments: Check value for 12000N-9750E : 0.009 ppm. Some samples in this set exhibit Au nugget effect.

ALS Chemex
EXCELLENCE IN ANALYTICAL CHEMISTRY
ALS Canada Ltd.
212 Brooksbank Avenue
North Vancouver BC V7J 2C1 Canada
Phone: 604 984 0221 Fax: 604 984 0218

To: EQUITY ENGINEERING LTD.
700-700 W PENDER ST
VANCOUVER BC V6C 1G8

Date : 26-Nov-2003
Account: EIA

Project : RFM03-15

CERTIFICATE OF ANALYSIS VA03022528

Sample Description	Method / Analyte / Units / LOR	ME-ICP41 Fe % 0.01	ME-ICP41 Ga ppm 10	ME-ICP41 Hg ppm 1	ME-ICP41 K % 0.01	ME-ICP41 La ppm 10	ME-ICP41 Mg % 0.01	ME-ICP41 Mn ppm 5	ME-ICP41 Mo ppm 1	ME-ICP41 Na % 0.01	ME-ICP41 Ni ppm 1	ME-ICP41 P ppm 10	ME-ICP41 Pb ppm 2	ME-ICP41 S % 0.01	ME-ICP41 Sb ppm 2	ME-ICP41 Sc ppm 1
10400N-10600E		3.30	<10	<1	0.08	20	0.43	256	2	0.01	20	240	76	0.04	<2	3
10400N-10650E		1.34	<10	<1	0.05	10	0.09	73	1	0.01	5	220	22	0.02	<2	1
10400N-10700E		2.24	10	<1	0.07	10	0.35	267	1	0.01	12	270	72	0.02	<2	2
10400N-9550E		3.49	<10	1	0.25	50	0.33	1690	3	0.01	16	660	432	0.09	<2	3
10400N-9600E		3.64	<10	<1	0.22	60	0.33	2200	4	0.01	17	490	680	0.06	<2	3
10400N-9650E		0.94	<10	<1	0.07	10	0.07	215	<1	0.03	3	670	58	0.05	<2	<1
10400N-9700E		2.18	<10	<1	0.15	20	0.13	377	2	0.01	6	730	108	0.07	<2	<1
10400N-9750E		1.18	<10	<1	0.10	10	0.11	190	1	0.02	6	460	45	0.03	<2	<1
10400N-9750ED		1.75	<10	<1	0.14	20	0.16	474	1	0.01	7	510	81	0.03	<2	<1
10400N-9800E		0.87	<10	<1	0.06	20	0.06	56	1	0.01	3	300	42	0.02	<2	<1
10400N-9850E		2.31	<10	1	0.09	20	0.17	500	2	0.01	8	350	152	0.02	<2	1
10400N-9900E		1.79	<10	1	0.07	20	0.07	112	2	0.01	3	340	78	0.03	<2	1
10400N-9950E		0.47	<10	<1	0.12	10	0.02	25	1	0.01	2	130	15	0.01	<2	<1
10600N-10000E		0.25	<10	<1	0.03	<10	0.02	18	<1	0.03	1	130	16	0.01	<2	<1
10600N-10050E		1.71	<10	<1	0.11	20	0.13	407	3	0.02	7	720	71	0.06	<2	<1
10600N-10100E		0.38	<10	<1	0.05	20	0.02	17	1	0.01	2	110	4	0.01	<2	<1
10600N-10150E		0.42	<10	<1	0.03	10	0.02	33	<1	0.03	1	360	23	0.02	<2	<1
10600N-10200E		0.49	<10	<1	0.06	20	0.02	21	1	0.01	3	110	7	0.01	<2	<1
10600N-10250E		0.89	<10	<1	0.06	30	0.03	30	1	0.01	3	100	16	0.01	<2	1
10600N-10300E		2.30	<10	<1	0.11	20	0.10	271	1	0.01	7	250	68	0.03	<2	1
10600N-10350E		1.37	<10	<1	0.07	20	0.06	82	1	0.01	5	140	25	0.01	<2	1
10600N-10350ED		1.66	<10	<1	0.07	20	0.07	98	1	0.01	6	160	30	0.02	<2	1
10600N-10400E		1.18	<10	1	0.08	20	0.06	81	1	0.01	6	190	26	0.02	<2	1
10600N-10450E		1.95	<10	1	0.07	20	0.10	108	1	0.01	8	270	17	0.02	<2	1
10600N-10500E		0.59	<10	<1	0.06	20	0.01	22	1	0.01	7	120	7	0.01	<2	<1
10600N-10550E		0.33	<10	<1	0.04	10	0.02	16	<1	0.01	2	240	7	0.01	<2	<1
10600N-10600E		2.15	<10	<1	0.08	20	0.23	127	1	0.01	12	180	27	0.02	<2	1
10600N-10650E		2.24	10	<1	0.05	20	0.18	152	1	<0.01	19	230	19	0.01	<2	1
10600N-10700E		0.36	<10	<1	0.04	10	0.04	27	<1	0.01	2	230	10	0.01	<2	1
10600N-9500E		2.19	<10	<1	0.10	20	0.24	242	2	0.01	11	280	51	0.01	<2	1
10600N-9550E		2.69	<10	1	0.09	30	0.30	436	2	0.01	17	500	70	0.01	<2	2
10600N-9600E		1.18	<10	<1	0.12	20	0.09	823	1	0.01	4	440	84	0.02	<2	1
10600N-9650E		1.07	<10	1	0.09	20	0.06	85	1	0.01	5	300	47	0.03	<2	<1
10600N-9700E		0.42	<10	<1	0.05	<10	0.02	31	<1	0.02	1	400	12	0.02	<2	<1
10600N-9750E		0.41	<10	<1	0.05	<10	0.02	22	<1	0.02	1	190	8	0.01	<2	<1
10600N-9750ED		1.83	<10	<1	0.03	<10	0.22	150	<1	0.02	6	320	<2	<0.01	<2	1
10600N-9800E		0.55	<10	<1	0.08	10	0.05	126	<1	0.02	2	290	25	0.02	<2	<1
10600N-9850E		1.84	<10	<1	0.06	10	0.11	124	3	0.01	4	320	28	0.02	<2	1
10600N-9900E		2.07	<10	<1	0.09	190	0.17	744	4	0.02	8	1120	132	0.09	<2	2
10600N-9950E		1.98	<10	<1	0.09	180	0.16	768	3	0.03	7	1100	133	0.09	<2	2

Comments: Check value for 12000N-9750E : 0.009 ppm. Some samples in this set exhibit Au nugget effect.

ALS Chemex
EXCELLENCE IN ANALYTICAL CHEMISTRY
ALS Canada Ltd.
212 Brooksbank Avenue
North Vancouver BC V7J 2C1 Canada
Phone: 604 984 0221 Fax: 604 984 0218

To: EQUITY ENGINEERING LTD.
700-700 W PENDER ST
VANCOUVER BC V6C 1G8

Date : 26-Nov-2003
Account: EIA

Project : RFM03-15

CERTIFICATE OF ANALYSIS VA03022528

Sample Description	Method / Analyte / Units / LOR	ME-ICP41 Fe % 0.01	ME-ICP41 Ga ppm 10	ME-ICP41 Hg ppm 1	ME-ICP41 K % 0.01	ME-ICP41 La ppm 10	ME-ICP41 Mg % 0.01	ME-ICP41 Mn ppm 5	ME-ICP41 Mo ppm 1	ME-ICP41 Na % 0.01	ME-ICP41 Ni ppm 1	ME-ICP41 P ppm 10	ME-ICP41 Pb ppm 2	ME-ICP41 S % 0.01	ME-ICP41 Sb ppm 2	ME-ICP41 Sc ppm 1
10800N-10000E		0.26	<10	<1	0.03	<10	0.01	63	<1	0.02	<1	280	2	0.01	<2	<1
10800N-10050E		1.72	<10	<1	0.11	10	0.06	88	4	0.01	3	340	29	0.04	<2	1
10800N-10100E		2.39	10	<1	0.06	20	0.30	191	6	0.01	5	230	24	0.02	<2	2
10800N-10150E		0.95	<10	<1	0.04	10	0.07	70	2	0.01	4	110	12	0.01	<2	1
10800N-10200E		1.98	10	1	0.04	20	0.20	94	1	0.01	8	150	19	0.01	<2	1
10800N-10250E		2.24	<10	<1	0.15	140	0.19	663	3	0.02	7	870	83	0.10	<2	2
10800N-10300E		3.67	10	1	0.07	10	0.12	204	2	0.01	3	180	24	0.01	<2	2
10800N-10350E		1.92	10	<1	0.05	10	0.09	94	2	0.01	6	180	16	0.01	<2	1
10800N-10350ED		3.81	10	<1	0.07	10	0.15	163	3	0.01	10	260	35	0.02	<2	2
10800N-10400E		2.82	10	<1	0.05	10	0.05	41	11	<0.01	3	690	357	0.04	7	<1
10800N-10450E		2.98	<10	1	0.08	20	0.59	452	2	0.01	50	540	46	0.03	<2	2
10800N-10500E		0.52	<10	<1	0.05	10	0.03	34	1	0.02	2	140	8	0.01	<2	<1
10800N-10550E		3.04	10	<1	0.07	20	0.15	157	1	0.01	10	250	33	0.01	<2	1
10800N-10600E		1.66	<10	<1	0.07	20	0.05	73	1	0.01	5	190	32	0.02	<2	1
10800N-10650E		1.42	<10	<1	0.08	20	0.04	65	1	0.01	4	240	19	0.01	<2	1
10800N-10700E		0.42	<10	<1	0.04	20	0.04	25	<1	<0.01	5	130	7	<0.01	<2	1
10800N-9500E		0.79	<10	<1	0.12	10	0.06	190	1	0.01	3	470	48	0.03	<2	<1
10800N-9550E		1.36	<10	<1	0.10	20	0.06	134	2	0.01	5	240	37	0.02	<2	<1
10800N-9600E		1.50	<10	<1	0.11	30	0.09	391	4	0.01	7	310	110	0.02	<2	1
10800N-9650E		1.76	<10	<1	0.11	20	0.13	275	1	0.01	8	420	79	0.05	<2	1
10800N-9700E		3.42	<10	1	0.12	30	0.34	1720	1	0.01	13	470	109	0.03	<2	2
10800N-9750E		1.69	<10	<1	0.08	20	0.13	160	1	0.01	6	310	29	0.03	<2	1
10800N-9750ED		1.50	<10	<1	0.10	20	0.11	277	1	0.01	5	300	34	0.02	<2	1
10800N-9800E		2.36	10	1	0.08	20	0.21	198	1	0.01	5	390	38	0.10	<2	2
10800N-9850E		2.75	10	<1	0.04	20	0.28	140	2	0.01	13	460	34	0.05	<2	1
10800N-9900E		1.07	<10	<1	0.04	10	0.04	83	1	0.02	2	380	12	0.02	<2	<1
10800N-9950E		3.24	<10	<1	0.11	20	0.10	534	4	0.01	5	620	47	0.07	<2	2
11000N-10000E		3.62	10	<1	0.05	20	0.27	144	3	<0.01	12	460	35	0.03	2	2
11000N-10050E		2.79	10	<1	0.07	10	0.19	140	3	0.01	9	560	30	0.05	<2	2
11000N-10100E		2.01	10	1	0.06	20	0.09	122	2	<0.01	6	300	23	0.02	<2	1
11000N-10150E		4.13	<10	<1	0.20	40	0.20	792	4	0.01	21	990	203	0.34	2	1
11000N-10200E		2.47	<10	<1	0.14	30	0.09	142	3	0.02	10	500	134	0.15	<2	1
11000N-10250E		1.76	<10	<1	0.09	20	0.06	71	3	0.02	9	450	56	0.12	<2	1
11000N-10300E		4.24	<10	<1	0.17	30	0.18	419	5	0.01	14	790	178	0.16	3	2
11000N-10350E		3.59	<10	<1	0.10	20	0.39	241	5	0.01	17	360	54	0.03	<2	2
11000N-10450E		2.83	<10	<1	0.14	10	0.11	186	3	0.01	5	250	63	0.02	<2	2
11000N-10450ED		2.72	<10	<1	0.14	10	0.12	209	3	0.01	5	250	55	0.02	2	2
11000N-10500E		3.16	10	<1	0.07	20	0.21	142	2	<0.01	11	210	23	0.01	<2	2
11000N-10550E		6.24	10	<1	0.14	10	0.14	126	3	<0.01	12	620	30	0.06	<2	2
11000N-10600E		3.21	10	<1	0.09	10	0.20	149	2	0.01	11	560	38	0.02	<2	2

Comments: Check value for 12000N-9750E : 0.009 ppm. Some samples in this set exhibit Au nugget effect.

ALS Chemex
EXCELLENCE IN ANALYTICAL CHEMISTRY
ALS Canada Ltd.
212 Brooksbank Avenue
North Vancouver BC V7J 2C1 Canada
Phone: 604 984 0221 Fax: 604 984 0218

To: EQUITY ENGINEERING LTD.
700-700 W PENDER ST
VANCOUVER BC V6C 1G8

Date : 26-Nov-2003
Account: EIA

Project : RFM03-15

CERTIFICATE OF ANALYSIS VA03022528

Sample Description	Method / Analyte / Units / LOR	ME-ICP41 Fe % 0.01	ME-ICP41 Ga ppm 10	ME-ICP41 Hg ppm 1	ME-ICP41 K % 0.01	ME-ICP41 La ppm 10	ME-ICP41 Mg % 0.01	ME-ICP41 Mn ppm 5	ME-ICP41 Mo ppm 1	ME-ICP41 Na % 0.01	ME-ICP41 Ni ppm 1	ME-ICP41 P ppm 10	ME-ICP41 Pb ppm 2	ME-ICP41 S % 0.01	ME-ICP41 Sb ppm 2	ME-ICP41 Sc ppm 1
11000N-10650E		2.49	10	<1	0.06	20	0.20	136	2	0.01	11	320	22	0.02	<2	2
11000N-10700E		4.03	<10	1	0.09	20	0.24	210	2	0.01	17	480	65	0.05	<2	2
11000N-9300E		2.27	<10	<1	0.03	10	0.16	229	3	<0.01	5	450	31	0.02	<2	1
11000N-9350E		2.57	<10	<1	0.03	10	0.27	386	2	0.01	3	580	38	0.02	<2	1
11000N-9400E		2.69	<10	<1	0.06	60	0.29	903	2	0.01	7	650	67	0.03	<2	1
11000N-9600E		1.50	<10	<1	0.11	30	0.11	92	2	0.01	4	360	41	0.07	<2	1
11000N-9600ED		1.49	<10	<1	0.11	30	0.11	103	2	0.01	4	360	41	0.07	<2	1
11000N-9650E		0.72	<10	<1	0.06	10	0.08	37	2	0.01	3	240	16	0.02	<2	<1
11000N-9700E		3.61	<10	<1	0.15	20	0.42	433	2	0.01	18	480	82	0.08	2	2
11000N-9750E		3.78	<10	<1	0.08	30	0.33	351	2	0.01	13	530	69	0.02	<2	2
11000N-9800E		3.11	10	<1	0.07	10	0.32	405	3	0.01	20	420	38	0.03	<2	2
11000N-9850E		1.12	<10	<1	0.05	10	0.15	71	1	0.01	7	350	18	0.02	<2	1
11000N-9900E		3.30	10	<1	0.09	20	0.14	117	3	0.01	11	460	42	0.12	<2	1
11000N-9950E		3.30	10	<1	0.05	20	0.21	226	2	0.01	12	360	31	0.02	<2	2
11200N-10000E		2.25	<10	<1	0.07	10	0.33	184	3	0.01	9	360	33	0.02	<2	1
11200N-10050E		3.82	10	<1	0.07	20	0.20	148	6	<0.01	13	730	32	0.04	<2	1
11200N-10100E		1.18	10	<1	0.03	20	0.07	79	2	<0.01	6	410	21	0.02	<2	1
11200N-10150E		5.09	<10	1	0.22	40	0.31	116	4	0.02	17	990	142	0.52	<2	1
11200N-10200E		3.31	<10	<1	0.12	40	0.16	456	3	0.01	9	490	71	0.17	2	1
11200N-10250E		4.55	<10	<1	0.23	30	0.30	192	5	0.01	9	910	70	0.42	2	2
11200N-10300E		2.22	10	<1	0.15	20	0.14	69	3	0.02	6	510	37	0.23	<2	1
11200N-10300ED		2.26	10	<1	0.15	20	0.14	68	2	0.02	6	530	35	0.25	<2	1
11200N-10350E		2.12	10	<1	0.09	10	0.18	108	2	<0.01	11	390	32	0.05	<2	1
11200N-10400E		0.99	<10	1	0.05	20	0.04	35	1	<0.01	5	160	17	0.03	<2	1
11200N-10450E		3.36	<10	<1	0.12	20	0.28	345	5	0.01	22	550	53	0.10	2	2
11200N-10500E		1.66	10	<1	0.08	20	0.11	76	2	<0.01	10	320	30	0.05	<2	1
11200N-10550E		3.10	10	<1	0.10	20	0.27	146	2	<0.01	16	800	41	0.06	<2	2
11200N-10600E		1.28	10	1	0.05	30	0.14	53	2	0.01	9	250	15	0.03	<2	1
11200N-10650E		3.87	<10	<1	0.06	20	0.49	201	3	<0.01	22	440	25	0.03	<2	2
11200N-10700E		2.37	<10	<1	0.05	30	0.37	1650	10	0.01	29	1050	24	0.05	<2	3
11200N-9300E		2.91	<10	<1	0.09	20	0.38	1160	9	0.01	15	820	59	0.05	<2	1
11200N-9350E		1.90	<10	<1	0.06	30	0.09	89	18	0.01	6	310	27	0.04	<2	<1
11200N-9400E		4.37	<10	<1	0.31	30	0.07	91	17	0.01	5	350	45	0.45	2	2
11200N-9450E		5.53	10	1	0.10	10	0.97	661	18	0.01	19	390	50	0.02	2	4
11200N-9500E		0.50	<10	<1	0.04	40	0.02	38	1	<0.01	1	200	2	0.01	<2	<1
11200N-9550E		0.25	10	<1	0.05	20	0.03	16	1	<0.01	1	110	13	<0.01	<2	1
11200N-9600E		2.92	<10	<1	0.11	60	0.51	507	5	0.01	24	480	106	0.04	<2	3
11200N-9650E		5.13	10	<1	0.06	20	0.28	163	7	<0.01	9	350	25	0.01	<2	1
11200N-9700E		3.09	10	<1	0.04	10	0.19	118	10	<0.01	8	200	16	0.04	<2	1
11200N-9700EB		2.40	<10	<1	0.04	10	0.21	162	<1	0.02	7	420	<2	<0.01	<2	1

Comments: Check value for 12000N-9750E : 0.009 ppm. Some samples in this set exhibit Au nugget effect.

ALS Chemex
EXCELLENCE IN ANALYTICAL CHEMISTRY
ALS Canada Ltd.
212 Brooksbank Avenue
North Vancouver BC V7J 2C1 Canada
Phone: 604 984 0221 Fax: 604 984 0218

To: EQUITY ENGINEERING LTD.
700-700 W PENDER ST
VANCOUVER BC V6C 1G8

Date : 26-Nov-2003
Account: EIA

Project : RFM03-15

CERTIFICATE OF ANALYSIS VA03022528

Sample Description	Method / Analyte / Units / LOR	ME-ICP41 Fe % 0.01	ME-ICP41 Ga ppm 10	ME-ICP41 Hg ppm 1	ME-ICP41 K % 0.01	ME-ICP41 La ppm 10	ME-ICP41 Mg % 0.01	ME-ICP41 Mn ppm 5	ME-ICP41 Mo ppm 1	ME-ICP41 Na % 0.01	ME-ICP41 Ni ppm 1	ME-ICP41 P ppm 10	ME-ICP41 Pb ppm 2	ME-ICP41 S % 0.01	ME-ICP41 Sb ppm 2	ME-ICP41 Sc ppm 1
11200N-9750E		3.92	<10	<1	0.07	60	0.79	623	12	<0.01	42	680	63	0.02	<2	2
11200N-9800E		1.86	10	<1	0.05	10	0.10	113	2	0.01	7	360	21	0.02	<2	1
11200N-9850E		1.66	<10	<1	0.05	10	0.16	98	2	<0.01	6	290	20	0.02	<2	1
11200N-9900E		3.18	<10	<1	0.06	10	0.18	147	3	<0.01	8	310	24	0.01	<2	2
11200N-9950E		1.18	<10	<1	0.05	10	0.15	92	2	<0.01	5	210	13	0.01	<2	1
11400N-10000E		1.54	<10	<1	0.05	20	0.21	503	5	0.01	4	260	18	0.02	<2	1
11400N-10050E		4.37	10	<1	0.04	40	0.13	124	5	<0.01	12	490	15	0.02	<2	1
11400N-10100E		3.00	<10	<1	0.08	20	0.10	190	1	<0.01	2	230	8	0.01	<2	1
11400N-10150E		2.86	<10	<1	0.09	20	0.25	310	3	0.01	8	320	85	0.07	<2	2
11400N-10200E		0.71	<10	1	0.04	10	0.05	50	1	0.01	3	240	9	0.01	<2	<1
11400N-10250E		0.33	<10	<1	0.03	10	0.03	19	<1	0.02	1	370	10	0.02	<2	<1
11400N-10300E		2.15	<10	<1	0.04	<10	0.21	153	<1	0.02	7	370	<2	<0.01	<2	1
11400N-10350E		3.29	10	<1	0.06	10	0.16	178	2	<0.01	7	320	23	0.02	<2	1
11400N-10400E		0.54	<10	<1	0.04	10	0.08	47	2	<0.01	2	130	9	0.01	<2	1
11400N-10450E		2.02	10	1	0.05	20	0.31	154	4	0.01	31	200	17	0.01	<2	2
11400N-10500E		3.19	10	<1	0.08	20	0.33	225	3	0.01	24	340	26	0.02	<2	2
11400N-10550E		2.33	10	<1	0.09	10	0.43	164	3	0.01	35	190	20	0.02	<2	2
11400N-10600E		1.50	10	<1	0.07	20	0.20	120	1	<0.01	17	190	16	0.01	<2	1
11400N-10650E		1.30	<10	<1	0.06	20	0.14	78	1	0.01	14	230	23	0.02	<2	1
11400N-10700E		3.50	<10	<1	0.08	10	0.74	198	2	0.01	65	310	14	0.01	<2	3
11400N-9300E		2.11	<10	<1	0.05	10	0.39	513	9	0.01	10	610	60	0.04	<2	2
11400N-9350E		1.42	<10	<1	0.05	10	0.15	180	3	0.02	4	590	40	0.08	<2	<1
11400N-9400E		2.09	<10	<1	0.09	10	0.23	243	8	0.01	4	750	66	0.07	<2	1
11400N-9450E		3.14	<10	<1	0.09	10	0.50	489	24	0.01	10	400	55	0.05	<2	2
11400N-9500E		2.65	<10	<1	0.05	10	0.23	587	9	0.01	6	270	170	0.05	<2	1
11400N-9550E		0.62	<10	1	0.03	<10	0.06	33	3	<0.01	1	280	9	0.01	<2	<1
11400N-9600E		0.95	<10	1	0.04	10	0.03	72	10	0.01	2	330	24	0.03	<2	<1
11400N-9650E		0.21	<10	<1	0.05	20	0.02	20	3	0.01	1	130	6	0.01	<2	<1
11400N-9700E		2.89	<10	<1	0.05	40	0.15	442	12	0.01	9	310	217	0.02	<2	1
11400N-9750E		2.30	<10	<1	0.06	10	0.13	248	16	<0.01	3	100	19	0.01	<2	1
11400N-9800E		1.24	<10	<1	0.05	10	0.10	306	2	0.01	3	200	16	0.02	<2	1
11400N-9850E		3.21	10	<1	0.05	10	0.15	236	5	<0.01	8	230	21	0.01	<2	1
11400N-9950E		3.69	<10	<1	0.07	30	0.28	900	16	0.01	7	390	49	0.03	<2	2
12000N-9300E		2.47	10	<1	0.05	10	0.18	128	2	0.01	9	550	20	0.03	<2	1
12000N-9350E		4.15	10	<1	0.04	10	0.25	201	3	<0.01	10	780	28	0.03	<2	2
12000N-9400E		2.98	10	<1	0.05	10	0.17	156	2	<0.01	8	770	27	0.03	<2	1
12000N-9450E		2.05	10	<1	0.04	10	0.15	108	2	<0.01	7	510	21	0.02	<2	1
12000N-9500E		0.23	<10	1	0.03	10	0.04	19	<1	0.01	1	420	8	0.01	<2	<1
12000N-9550E		2.15	<10	<1	0.04	10	0.34	191	2	<0.01	11	330	30	0.01	<2	1
12000N-9600E		1.44	10	<1	0.05	10	0.09	88	3	<0.01	4	370	17	0.02	<2	<1

Comments: Check value for 12000N-9750E : 0.009 ppm. Some samples in this set exhibit Au nugget effect.

ALS Chemex
EXCELLENCE IN ANALYTICAL CHEMISTRY
ALS Canada Ltd.
212 Brooksbank Avenue
North Vancouver BC V7J 2C1 Canada
Phone: 604 984 0221 Fax: 604 984 0218

To: EQUITY ENGINEERING LTD.
700-700 W PENDER ST
VANCOUVER BC V6C 1G8

Date : 26-Nov-2003
Account: EIA

Project : RFM03-15

CERTIFICATE OF ANALYSIS VA03022528

Sample Description	Method / Analyte / Units / LOR	ME-ICP41 Fe % 0.01	ME-ICP41 Ga ppm 10	ME-ICP41 Hg ppm 1	ME-ICP41 K % 0.01	ME-ICP41 La ppm 10	ME-ICP41 Mg % 0.01	ME-ICP41 Mn ppm 5	ME-ICP41 Mo ppm 1	ME-ICP41 Na % 0.01	ME-ICP41 Ni ppm 1	ME-ICP41 P ppm 10	ME-ICP41 Pb ppm 2	ME-ICP41 S % 0.01	ME-ICP41 Sb ppm 2	ME-ICP41 Sc ppm 1
12000N-9650E		2.61	10	<1	0.04	10	0.17	243	2	<0.01	10	570	19	0.02	<2	1
12000N-9650ED		1.10	<10	<1	0.04	20	0.05	68	2	0.01	4	340	20	0.02	<2	<1
12000N-9700E		1.10	<10	<1	0.05	20	0.08	82	2	0.01	4	280	18	0.02	<2	<1
12000N-9750E		3.63	<10	<1	0.08	10	0.27	339	2	<0.01	11	730	33	0.04	<2	1
12000N-9800E		1.40	<10	1	0.05	10	0.08	70	2	0.01	6	340	27	0.03	<2	<1
12000N-9850E		0.64	<10	<1	0.03	<10	0.06	52	1	0.01	2	260	8	0.01	<2	<1
12000N-9900E		1.04	10	<1	0.06	10	0.08	78	2	<0.01	5	230	13	0.01	<2	1
12000N-9950E		2.38	<10	1	0.05	10	0.27	209	4	0.01	11	390	29	0.02	<2	<1
12000N-10000E		2.34	<10	1	0.05	20	0.30	155	2	0.01	10	460	30	0.02	<2	1

Comments: Check value for 12000N-9750E : 0.009 ppm. Some samples in this set exhibit Au nugget effect.

ALS Chemex
EXCELLENCE IN ANALYTICAL CHEMISTRY
ALS Canada Ltd.
212 Brooksbank Avenue
North Vancouver BC V7J 2C1 Canada
Phone: 604 984 0221 Fax: 604 984 0218

To: EQUITY ENGINEERING LTD.
700-700 W PENDER ST
VANCOUVER BC V6C 1G8

Date : 26-Nov-2003
Account: EIA

Project : RFM03-15

CERTIFICATE OF ANALYSIS VA03022528

Sample Description	Method / Analyte / Units / LOR	ME-ICP41 Sr ppm 1	ME-ICP41 Ti % 0.01	ME-ICP41 Tl ppm 10	ME-ICP41 U ppm 10	ME-ICP41 V ppm 1	ME-ICP41 W ppm 10	ME-ICP41 Zn ppm 2
10200N-10000E		6	0.03	<10	<10	32	<10	36
10200N-10050E		4	0.02	<10	<10	17	<10	22
10200N-10100E		9	0.04	<10	<10	28	<10	74
10200N-10150E		7	0.02	<10	<10	20	<10	54
10200N-10200E		4	0.01	<10	<10	8	<10	13
10200N-10250E		4	0.01	<10	<10	24	<10	33
10200N-10300E		5	0.01	<10	<10	16	<10	24
10200N-10350E		4	0.01	<10	<10	11	<10	22
10200N-10350ED		4	0.01	<10	<10	14	<10	26
10200N-10400E		6	0.02	<10	<10	16	<10	15
10200N-10450E		4	0.01	<10	<10	9	<10	8
10200N-10500E		4	0.02	<10	<10	24	<10	26
10200N-10550E		3	0.01	<10	<10	14	<10	19
10200N-10600E		7	0.03	<10	<10	27	<10	85
10200N-10650E		8	0.03	<10	<10	29	<10	56
10200N-10700E		12	0.05	<10	<10	33	<10	132
10200N-9500E		10	0.03	<10	<10	23	<10	130
10200N-9550E		12	0.02	<10	<10	24	<10	216
10200N-9600E		6	0.01	<10	<10	15	<10	69
10200N-9650E		7	0.02	<10	<10	14	<10	144
10200N-9700E		9	0.02	<10	<10	18	<10	120
10200N-9750E		9	0.02	<10	<10	19	<10	78
10200N-9750ED		20	0.06	<10	<10	77	<10	19
10200N-9800E		13	0.01	<10	<10	18	<10	81
10200N-9850E		8	0.01	<10	<10	14	<10	60
10200N-9900E		8	0.02	<10	<10	16	<10	96
10200N-9950E		8	0.02	<10	<10	15	<10	192
10400N-10000E		4	0.01	<10	<10	17	<10	126
10400N-10050E		3	<0.01	<10	<10	8	<10	21
10400N-10100E		6	0.03	<10	<10	30	<10	49
10400N-10150E		5	0.03	<10	<10	30	<10	41
10400N-10200E		6	0.01	<10	<10	11	<10	69
10400N-10250E		7	0.03	<10	<10	23	<10	75
10400N-10300E		6	0.02	<10	<10	15	<10	32
10400N-10350E		4	0.01	<10	<10	10	<10	22
10400N-10350ED		4	0.01	<10	<10	12	<10	24
10400N-10400E		11	0.02	<10	<10	22	<10	50
10400N-10450E		9	0.04	<10	<10	30	<10	89
10400N-10500E		9	0.04	<10	<10	41	<10	29
10400N-10550E		5	0.01	<10	<10	12	<10	15

Comments: Check value for 12000N-9750E : 0.009 ppm. Some samples in this set exhibit Au nugget effect.

ALS Chemex
EXCELLENCE IN ANALYTICAL CHEMISTRY
ALS Canada Ltd.
212 Brooksbank Avenue
North Vancouver BC V7J 2C1 Canada
Phone: 604 984 0221 Fax: 604 984 0218

To: EQUITY ENGINEERING LTD.
700-700 W PENDER ST
VANCOUVER BC V6C 1G8

Date : 26-Nov-2003
Account: EIA

Project : RFM03-15

CERTIFICATE OF ANALYSIS VA03022528

Sample Description	Method / Analyte / Units / LOR	ME-ICP41 Sr ppm 1	ME-ICP41 Ti % 0.01	ME-ICP41 Tl ppm 10	ME-ICP41 U ppm 10	ME-ICP41 V ppm 1	ME-ICP41 W ppm 10	ME-ICP41 Zn ppm 2
10400N-10600E		11	0.04	<10	<10	31	<10	122
10400N-10650E		8	0.04	<10	<10	28	<10	37
10400N-10700E		9	0.03	<10	<10	30	<10	124
10400N-9550E		32	0.03	<10	<10	19	<10	413
10400N-9600E		20	0.03	<10	<10	18	<10	569
10400N-9650E		10	0.02	<10	<10	16	<10	42
10400N-9700E		9	0.01	<10	<10	14	<10	104
10400N-9750E		8	0.01	<10	<10	12	<10	76
10400N-9750ED		9	0.02	<10	<10	14	<10	122
10400N-9800E		5	0.01	<10	<10	17	<10	38
10400N-9850E		6	0.01	<10	<10	15	<10	196
10400N-9900E		6	0.01	<10	<10	10	<10	120
10400N-9950E		3	<0.01	<10	<10	6	<10	31
10600N-10000E		6	0.01	<10	<10	6	<10	6
10600N-10050E		8	0.01	<10	<10	19	<10	93
10600N-10100E		4	<0.01	<10	<10	7	<10	18
10600N-10150E		7	0.01	<10	<10	8	<10	13
10600N-10200E		4	0.01	<10	<10	11	<10	19
10600N-10250E		4	0.01	<10	<10	11	<10	31
10600N-10300E		6	0.01	<10	<10	13	<10	126
10600N-10350E		5	0.02	<10	<10	19	<10	44
10600N-10350ED		5	0.02	<10	<10	21	<10	51
10600N-10400E		5	0.02	<10	<10	17	<10	40
10600N-10450E		4	0.02	<10	<10	24	<10	52
10600N-10500E		3	0.01	<10	<10	14	<10	24
10600N-10550E		4	0.01	<10	<10	9	<10	12
10600N-10600E		8	0.03	<10	<10	24	<10	56
10600N-10650E		5	0.05	<10	<10	56	<10	41
10600N-10700E		4	0.01	<10	<10	11	<10	12
10600N-9500E		8	0.03	<10	<10	20	<10	78
10600N-9550E		9	0.03	<10	<10	24	<10	90
10600N-9600E		4	0.01	<10	<10	10	<10	69
10600N-9650E		5	0.01	<10	<10	13	<10	51
10600N-9700E		5	0.01	<10	<10	9	<10	14
10600N-9750E		5	0.01	<10	<10	10	<10	13
10600N-9750ED		19	0.05	<10	<10	56	<10	17
10600N-9800E		11	0.01	<10	<10	7	<10	54
10600N-9850E		7	0.03	<10	<10	17	<10	45
10600N-9900E		49	0.01	<10	10	14	<10	253
10600N-9950E		53	0.01	<10	10	13	<10	236

Comments: Check value for 12000N-9750E : 0.009 ppm. Some samples in this set exhibit Au nugget effect.

ALS Chemex
EXCELLENCE IN ANALYTICAL CHEMISTRY
ALS Canada Ltd.
212 Brooksbank Avenue
North Vancouver BC V7J 2C1 Canada
Phone: 604 984 0221 Fax: 604 984 0218

To: EQUITY ENGINEERING LTD.
700-700 W PENDER ST
VANCOUVER BC V6C 1G8

Date : 26-Nov-2003
Account: EIA

Project : RFM03-15

CERTIFICATE OF ANALYSIS VA03022528

Sample Description	Method / Analyte / Units / LOR	ME-ICP41 Sr ppm 1	ME-ICP41 Ti % 0.01	ME-ICP41 Tl ppm 10	ME-ICP41 U ppm 10	ME-ICP41 V ppm 1	ME-ICP41 W ppm 10	ME-ICP41 Zn ppm 2
10800N-10000E		5	0.01	<10	<10	7	<10	5
10800N-10050E		10	0.01	<10	<10	14	<10	100
10800N-10100E		6	0.01	<10	10	17	<10	185
10800N-10150E		10	0.03	<10	<10	23	<10	34
10800N-10200E		7	0.03	<10	<10	34	<10	33
10800N-10250E		56	0.01	<10	10	8	<10	243
10800N-10300E		5	0.03	<10	<10	16	<10	72
10800N-10350E		5	0.03	<10	<10	28	<10	42
10800N-10350ED		7	0.05	<10	<10	38	<10	72
10800N-10400E		3	0.01	<10	<10	51	<10	91
10800N-10450E		15	0.03	<10	<10	28	<10	104
10800N-10500E		4	0.01	<10	<10	9	<10	17
10800N-10550E		6	0.04	<10	<10	37	<10	66
10800N-10600E		6	0.02	<10	<10	21	<10	51
10800N-10650E		4	0.02	<10	<10	22	<10	41
10800N-10700E		4	0.01	<10	<10	13	<10	14
10800N-9500E		4	0.01	<10	<10	8	<10	33
10800N-9550E		5	0.01	<10	<10	10	<10	61
10800N-9600E		7	0.01	<10	<10	12	<10	112
10800N-9650E		8	0.01	<10	<10	13	<10	105
10800N-9700E		5	0.01	<10	<10	18	<10	217
10800N-9750E		6	0.01	<10	<10	18	<10	62
10800N-9750ED		5	0.01	<10	<10	16	<10	63
10800N-9800E		17	0.03	<10	<10	33	<10	50
10800N-9850E		11	0.03	<10	<10	28	<10	70
10800N-9900E		6	0.02	<10	<10	16	<10	21
10800N-9950E		15	0.02	<10	<10	18	<10	83
11000N-10000E		7	0.04	<10	<10	36	<10	68
11000N-10050E		11	0.04	<10	<10	36	<10	73
11000N-10100E		6	0.04	<10	<10	31	<10	47
11000N-10150E		61	0.02	<10	<10	15	<10	199
11000N-10200E		36	0.03	<10	<10	16	<10	99
11000N-10250E		17	0.01	<10	<10	10	<10	117
11000N-10300E		39	0.02	<10	<10	15	<10	226
11000N-10350E		12	0.03	<10	<10	23	<10	162
11000N-10450E		7	0.01	<10	<10	13	<10	353
11000N-10450ED		7	0.01	<10	<10	14	<10	313
11000N-10500E		7	0.06	<10	<10	37	<10	75
11000N-10550E		24	0.23	<10	<10	19	<10	76
11000N-10600E		7	0.02	<10	<10	23	<10	94

Comments: Check value for 12000N-9750E : 0.009 ppm. Some samples in this set exhibit Au nugget effect.

ALS Chemex
EXCELLENCE IN ANALYTICAL CHEMISTRY
ALS Canada Ltd.
212 Brooksbank Avenue
North Vancouver BC V7J 2C1 Canada
Phone: 604 984 0221 Fax: 604 984 0218

To: EQUITY ENGINEERING LTD.
700-700 W PENDER ST
VANCOUVER BC V6C 1G8

Date : 26-Nov-2003
Account: EIA

Project : RFM03-15

CERTIFICATE OF ANALYSIS VA03022528

Sample Description	Method / Analyte / Units / LOR	ME-ICP41 Sr ppm 1	ME-ICP41 Ti % 0.01	ME-ICP41 Tl ppm 10	ME-ICP41 U ppm 10	ME-ICP41 V ppm 1	ME-ICP41 W ppm 10	ME-ICP41 Zn ppm 2
11000N-10650E		6	0.04	<10	<10	34	<10	64
11000N-10700E		11	0.02	<10	<10	19	<10	128
11000N-9300E		6	0.02	<10	<10	16	<10	55
11000N-9350E		2	<0.01	<10	<10	8	<10	53
11000N-9400E		7	0.01	<10	<10	14	<10	112
11000N-9600E		13	0.01	<10	<10	11	<10	88
11000N-9600ED		13	0.01	<10	<10	10	<10	91
11000N-9650E		9	0.02	<10	<10	14	<10	27
11000N-9700E		16	0.03	<10	<10	19	<10	163
11000N-9750E		6	0.02	<10	<10	16	<10	131
11000N-9800E		10	0.03	<10	<10	31	<10	73
11000N-9850E		7	0.02	<10	<10	19	<10	31
11000N-9900E		12	0.06	<10	<10	37	<10	87
11000N-9950E		8	0.07	<10	<10	50	<10	50
11200N-10000E		7	0.02	<10	<10	20	<10	75
11200N-10050E		5	0.02	<10	<10	54	<10	64
11200N-10100E		5	0.01	<10	<10	27	<10	52
11200N-10150E		39	<0.01	<10	<10	26	<10	85
11200N-10200E		34	0.01	<10	<10	8	<10	162
11200N-10250E		130	0.03	<10	<10	18	<10	80
11200N-10300E		51	0.02	<10	<10	25	<10	36
11200N-10300ED		55	0.02	<10	<10	25	<10	34
11200N-10350E		18	0.04	<10	<10	43	<10	53
11200N-10400E		9	0.02	<10	<10	21	<10	32
11200N-10450E		46	0.02	<10	<10	35	<10	147
11200N-10500E		15	0.03	<10	<10	43	<10	47
11200N-10550E		11	0.05	<10	<10	63	<10	59
11200N-10600E		8	0.02	<10	<10	33	<10	27
11200N-10650E		8	0.02	<10	<10	48	<10	63
11200N-10700E		107	0.01	<10	10	28	<10	66
11200N-9300E		17	0.03	<10	<10	22	<10	123
11200N-9350E		12	0.02	<10	<10	23	<10	60
11200N-9400E		23	0.01	<10	<10	12	<10	84
11200N-9450E		9	0.10	<10	<10	54	<10	150
11200N-9500E		4	<0.01	<10	<10	5	<10	9
11200N-9550E		5	0.01	<10	<10	6	<10	11
11200N-9600E		36	0.03	<10	30	23	<10	234
11200N-9650E		3	0.01	<10	<10	48	<10	67
11200N-9700E		6	0.07	<10	<10	30	<10	38
11200N-9700EB		21	0.07	<10	<10	78	<10	18

Comments: Check value for 12000N-9750E : 0.009 ppm. Some samples in this set exhibit Au nugget effect.

ALS Chemex
EXCELLENCE IN ANALYTICAL CHEMISTRY
ALS Canada Ltd.
212 Brooksbank Avenue
North Vancouver BC V7J 2C1 Canada
Phone: 604 984 0221 Fax: 604 984 0218

To: EQUITY ENGINEERING LTD.
700-700 W PENDER ST
VANCOUVER BC V6C 1G8

Date : 26-Nov-2003
Account: EIA

Project : RFM03-15

CERTIFICATE OF ANALYSIS VA03022528

Sample Description	Method / Analyte / Units / LOR	ME-ICP41 Sr ppm 1	ME-ICP41 Ti % 0.01	ME-ICP41 Tl ppm 10	ME-ICP41 U ppm 10	ME-ICP41 V ppm 1	ME-ICP41 W ppm 10	ME-ICP41 Zn ppm 2
11200N-9750E		19	<0.01	<10	20	29	<10	410
11200N-9800E		8	0.03	<10	<10	41	<10	45
11200N-9850E		9	0.03	<10	<10	21	<10	39
11200N-9900E		7	0.04	<10	<10	29	<10	62
11200N-9950E		8	0.02	<10	<10	18	<10	39
11400N-10000E		25	0.01	<10	<10	14	<10	58
11400N-10050E		4	0.02	<10	<10	81	<10	68
11400N-10100E		3	0.01	<10	<10	10	<10	26
11400N-10150E		17	0.02	<10	<10	12	<10	71
11400N-10200E		5	0.01	<10	<10	12	<10	16
11400N-10250E		6	0.01	<10	<10	8	<10	9
11400N-10300E		21	0.06	<10	<10	69	<10	17
11400N-10350E		5	0.02	<10	<10	34	<10	58
11400N-10400E		5	0.01	<10	<10	15	<10	17
11400N-10450E		9	0.03	<10	<10	43	<10	66
11400N-10500E		8	0.05	<10	<10	41	<10	89
11400N-10550E		18	0.09	<10	<10	53	<10	56
11400N-10600E		10	0.05	<10	<10	40	<10	40
11400N-10650E		11	0.03	<10	<10	28	<10	41
11400N-10700E		9	0.08	<10	<10	58	<10	64
11400N-9300E		17	0.03	<10	<10	18	<10	112
11400N-9350E		16	0.03	<10	<10	15	<10	38
11400N-9400E		17	0.04	<10	<10	12	<10	66
11400N-9450E		25	0.09	<10	<10	26	<10	60
11400N-9500E		12	0.02	<10	<10	8	<10	233
11400N-9550E		9	0.01	<10	<10	11	<10	14
11400N-9600E		10	0.01	<10	<10	8	<10	21
11400N-9650E		6	0.01	<10	<10	6	<10	8
11400N-9700E		13	0.01	<10	<10	12	<10	234
11400N-9750E		10	0.03	<10	<10	17	<10	40
11400N-9800E		12	0.02	<10	<10	12	<10	21
11400N-9850E		7	0.05	<10	<10	42	<10	47
11400N-9950E		19	0.01	<10	10	17	<10	223
12000N-9300E		7	0.03	<10	<10	28	<10	42
12000N-9350E		8	0.05	<10	<10	30	<10	53
12000N-9400E		8	0.03	<10	<10	46	<10	49
12000N-9450E		7	0.03	<10	<10	32	<10	38
12000N-9500E		5	0.01	<10	<10	8	<10	7
12000N-9550E		9	0.03	<10	<10	22	<10	65
12000N-9600E		6	0.02	<10	<10	25	<10	30

Comments: Check value for 12000N-9750E : 0.009 ppm. Some samples in this set exhibit Au nugget effect.

ALS Chemex
EXCELLENCE IN ANALYTICAL CHEMISTRY
ALS Canada Ltd.
212 Brooksbank Avenue
North Vancouver BC V7J 2C1 Canada
Phone: 604 984 0221 Fax: 604 984 0218

To: EQUITY ENGINEERING LTD.
700-700 W PENDER ST
VANCOUVER BC V6C 1G8

Date : 26-Nov-2003
Account: EIA

Project : RFM03-15

CERTIFICATE OF ANALYSIS VA03022528

Sample Description	Method / Analyte / Units / LOR	ME-ICP41 Sr ppm 1	ME-ICP41 Ti % 0.01	ME-ICP41 Tl ppm 10	ME-ICP41 U ppm 10	ME-ICP41 V ppm 1	ME-ICP41 W ppm 10	ME-ICP41 Zn ppm 2
12000N-9650E		7	0.04	<10	<10	42	<10	44
12000N-9650ED		7	0.02	<10	<10	15	<10	28
12000N-9700E		7	0.02	<10	<10	19	<10	31
12000N-9750E		8	0.03	<10	<10	26	<10	72
12000N-9800E		7	0.02	<10	<10	26	<10	48
12000N-9850E		4	0.01	<10	<10	12	<10	14
12000N-9900E		7	0.03	<10	<10	22	<10	24
12000N-9950E		9	0.03	<10	<10	28	<10	62
12000N-10000E		7	0.02	<10	<10	23	<10	67

Comments: Check value for 12000N-9750E : 0.009 ppm. Some samples in this set exhibit Au nugget effect.

ALS Chemex
EXCELLENCE IN ANALYTICAL CHEMISTRY
ALS Canada Ltd.
212 Brooksbank Avenue
North Vancouver BC V7J 2C1 Canada
Phone: 604 984 0221 Fax: 604 984 0218

To: EQUITY ENGINEERING LTD.
700-700 W PENDER ST
VANCOUVER BC V6C 1G8

Date : 26-Nov-2003
Account: EIA

CERTIFICATE VA03022527

Project : RFM03-15
P.O. No:
This report is for 141 SOIL samples submitted to our lab in Vancouver, BC, Canada on 26-Jun-2003.
The following have access to data associated with this certificate:

HENRY AWMACK	SCOTT HEFFERNAN	

SAMPLE PREPARATION

ALS CODE	DESCRIPTION
WEI-21	Received Sample Weight
LOG-22	Sample login - Rcd w/o BarCode
SCR-41	Screen to -180um and save both

ANALYTICAL PROCEDURES

ALS CODE	DESCRIPTION	INSTRUMENT
Au-AA23	Au 30g FA-AA finish	AAS
ME-ICP41	34 Element Aqua Regia ICP-AES	ICP-AES

To: EQUITY ENGINEERING LTD.
ATTN: SCOTT HEFFERNAN
700-700 W PENDER ST
VANCOUVER BC V6C 1G8

This is the Final Report and supersedes any preliminary report with this certificate number. Results apply to samples as submitted. All pages of this report have been checked and approved for release.

Signature:

ALS Chemex
EXCELLENCE IN ANALYTICAL CHEMISTRY
ALS Canada Ltd.
212 Brooksbank Avenue
North Vancouver BC V7J 2C1 Canada
Phone: 604 984 0221 Fax: 604 984 0218

To: EQUITY ENGINEERING LTD.
700-700 W PENDER ST
VANCOUVER BC V6C 1G8

Date : 26-Nov-2003
Account: EIA

Project : RFM03-15

CERTIFICATE OF ANALYSIS VA03022527

Sample Description	Method / Analyte / Units / LOR	WEI-21 Recvd Wt kg 0.02	Au-AA23 Au ppm 0.005	ME-ICP41 Ag ppm 0.2	ME-ICP41 Al % 0.01	ME-ICP41 As ppm 2	ME-ICP41 B ppm 10	ME-ICP41 Ba ppm 10	ME-ICP41 Be ppm 0.5	ME-ICP41 Bi ppm 2	ME-ICP41 Ca % 0.01	ME-ICP41 Cd ppm 0.5	ME-ICP41 Co ppm 1	ME-ICP41 Cr ppm 1	ME-ICP41 Cu ppm 1	ME-ICP41 Fe % 0.01
11600N-10000E		0.30	NSS	NSS	NSS	NSS	NSS	NSS	NSS	NSS	NSS	NSS	NSS	NSS	NSS	NSS
11600N-10050E		0.38	0.008	0.3	0.78	91	<10	30	<0.5	7	0.04	<0.5	5	15	17	2.92
11600N-10100E		0.38	<0.005	0.2	0.64	31	<10	50	<0.5	4	0.10	<0.5	4	12	15	1.43
11600N-10150E		0.30	<0.005	<0.2	0.66	9	<10	140	<0.5	2	0.12	<0.5	7	5	33	1.92
11600N-10200E		0.34	0.006	0.4	0.54	4	<10	70	<0.5	<2	0.30	<0.5	3	7	8	1.03
11600N-10250E		0.34	<0.005	<0.2	0.71	3	<10	270	<0.5	<2	0.27	2.2	3	6	36	0.92
11600N-10300E		0.36	<0.005	<0.2	0.70	5	<10	80	<0.5	<2	0.03	0.9	3	10	12	1.60
11600N-10300ED		0.32	<0.005	<0.2	0.66	6	<10	70	<0.5	<2	0.03	1.0	4	10	12	1.60
11600N-10350E		0.36	<0.005	<0.2	0.84	17	<10	70	<0.5	2	0.04	<0.5	7	18	19	2.68
11600N-10400E		0.46	<0.005	<0.2	0.61	15	<10	70	<0.5	2	0.03	<0.5	4	14	19	1.31
11600N-10450E		0.48	0.005	0.5	1.00	33	<10	110	<0.5	3	0.14	0.5	8	22	43	2.65
11600N-10500E		0.44	<0.005	<0.2	0.53	3	<10	90	<0.5	<2	0.17	<0.5	2	17	14	0.70
11600N-10550E		0.38	<0.005	<0.2	0.97	12	<10	130	<0.5	<2	0.05	<0.5	7	28	27	3.24
11600N-10600E		0.36	<0.005	<0.2	0.91	7	<10	130	<0.5	<2	0.04	<0.5	5	16	15	1.56
11600N-10650E		0.42	<0.005	0.3	1.18	15	<10	110	<0.5	<2	0.04	<0.5	6	31	31	2.25
11600N-10700E		0.58	<0.005	<0.2	1.10	10	<10	60	<0.5	2	0.05	<0.5	9	74	14	3.58
11600N-9300E		0.50	<0.005	<0.2	1.34	9	<10	100	<0.5	<2	0.08	<0.5	8	17	16	2.38
11600N-9350E		0.34	<0.005	<0.2	1.13	10	<10	170	<0.5	2	0.06	<0.5	7	13	23	2.49
11600N-9400E		0.36	<0.005	0.2	1.00	9	<10	70	<0.5	<2	0.04	<0.5	4	11	14	2.66
11600N-9450E		0.46	<0.005	<0.2	1.12	9	<10	70	<0.5	<2	0.04	<0.5	5	10	10	2.50
11600N-9500E		0.44	<0.005	<0.2	1.26	10	<10	60	<0.5	<2	0.04	<0.5	5	14	10	3.20
11600N-9550E		0.42	<0.005	1.2	0.96	8	<10	70	<0.5	3	0.02	<0.5	4	3	22	2.28
11600N-9600E		0.36	0.035	0.2	0.97	15	<10	60	<0.5	4	0.03	<0.5	5	7	16	2.69
11600N-9650E		0.32	<0.005	<0.2	0.48	<2	<10	20	<0.5	<2	0.27	<0.5	5	15	7	2.30
11600N-9700E		0.38	0.013	<0.2	0.70	21	<10	50	<0.5	6	0.04	<0.5	5	14	15	2.09
11600N-9750E		0.38	0.008	<0.2	0.59	30	<10	30	<0.5	5	0.03	<0.5	5	8	24	2.22
11600N-9800E		0.48	0.102	0.2	1.06	106	<10	80	<0.5	5	0.43	<0.5	8	8	48	2.34
11600N-9850E		0.42	0.015	<0.2	0.64	62	<10	40	<0.5	6	0.03	<0.5	6	14	23	2.38
11600N-9900E		0.34	0.011	0.2	1.08	130	<10	50	<0.5	10	0.05	<0.5	7	14	32	3.02
11600N-9950E		0.42	0.014	0.9	0.93	190	<10	80	<0.5	31	0.53	<0.5	9	10	32	2.67
11800N-10000E		0.44	<0.005	<0.2	1.18	64	<10	90	<0.5	5	0.04	<0.5	9	14	27	4.17
11800N-10000ED		0.32	<0.005	0.2	0.68	19	<10	40	<0.5	2	0.02	<0.5	3	4	12	1.20
11800N-10050E		0.40	0.007	0.7	1.26	154	<10	40	<0.5	14	0.03	<0.5	8	18	50	4.04
11800N-10100E		0.36	0.008	0.3	0.85	36	<10	280	<0.5	6	0.01	<0.5	5	11	61	3.82
11800N-10150E		0.40	<0.005	<0.2	0.80	16	<10	70	<0.5	2	0.03	<0.5	6	16	28	3.47
11800N-10200E		0.34	<0.005	0.6	0.92	5	<10	80	<0.5	<2	0.03	<0.5	4	10	16	1.94
11800N-10250E		0.44	<0.005	0.3	0.95	12	<10	60	<0.5	2	0.06	<0.5	7	10	23	2.69
11800N-10300E		0.38	<0.005	<0.2	0.62	8	<10	60	<0.5	2	0.04	<0.5	4	11	15	1.55
11800N-10350E		0.40	<0.005	<0.2	1.02	7	<10	70	<0.5	2	0.07	<0.5	6	15	21	2.23
11800N-10400E		0.34	<0.005	0.5	0.86	7	<10	60	<0.5	<2	0.04	<0.5	5	13	13	2.44

Comments: Seal are all intact 451-454 NSS is non-sufficient sample.

ALS Chemex
EXCELLENCE IN ANALYTICAL CHEMISTRY
ALS Canada Ltd.
212 Brooksbank Avenue
North Vancouver BC V7J 2C1 Canada
Phone: 604 984 0221 Fax: 604 984 0218

To: EQUITY ENGINEERING LTD.
700-700 W PENDER ST
VANCOUVER BC V6C 1G8

Date : 26-Nov-2003
Account: EIA

Project : RFM03-15

CERTIFICATE OF ANALYSIS VA03022527

Sample Description	Method / Analyte / Units / LOR	WEI-21 Recvd Wt kg 0.02	Au-AA23 Au ppm 0.005	ME-ICP41 Ag ppm 0.2	ME-ICP41 Al % 0.01	ME-ICP41 As ppm 2	ME-ICP41 B ppm 10	ME-ICP41 Ba ppm 10	ME-ICP41 Be ppm 0.5	ME-ICP41 Bi ppm 2	ME-ICP41 Ca % 0.01	ME-ICP41 Cd ppm 0.5	ME-ICP41 Co ppm 1	ME-ICP41 Cr ppm 1	ME-ICP41 Cu ppm 1	ME-ICP41 Fe % 0.01
11800N-10400ED		0.38	<0.005	0.4	0.74	5	<10	50	<0.5	<2	0.04	<0.5	4	11	10	1.93
11800N-10450E		0.40	0.006	0.5	1.30	20	<10	90	<0.5	6	0.03	<0.5	9	23	33	4.48
11800N-10500E		0.42	<0.005	0.9	1.25	22	<10	90	<0.5	10	0.03	<0.5	10	24	37	5.27
11800N-10550E		0.48	<0.005	<0.2	0.84	6	<10	40	<0.5	<2	0.03	<0.5	3	7	14	1.29
11800N-10600E		0.42	<0.005	0.3	1.11	11	<10	70	<0.5	3	0.04	<0.5	6	34	22	2.73
11800N-10650E		0.32	<0.005	<0.2	0.51	14	<10	50	<0.5	<2	0.02	<0.5	1	6	10	0.54
11800N-10700E		0.40	<0.005	0.6	1.40	27	<10	100	<0.5	<2	0.03	<0.5	6	20	34	4.03
11800N-9300E		0.36	0.006	<0.2	0.81	8	<10	60	<0.5	5	0.02	<0.5	3	7	13	1.70
11800N-9350E		0.40	<0.005	0.2	0.82	9	<10	40	<0.5	3	0.04	<0.5	4	7	13	2.10
11800N-9400E		0.40	<0.005	0.2	0.88	14	<10	40	<0.5	5	0.04	<0.5	5	9	15	3.41
11800N-9450E		0.40	0.011	0.2	0.70	12	<10	70	<0.5	4	0.03	<0.5	5	8	19	1.92
11800N-9500E		0.36	0.010	0.4	0.60	12	<10	30	<0.5	4	0.02	<0.5	4	6	16	2.01
11800N-9550E		0.34	<0.005	<0.2	0.67	12	<10	60	<0.5	5	0.03	<0.5	5	8	18	2.34
11800N-9600E		0.38	0.025	<0.2	1.18	14	<10	50	<0.5	<2	0.08	<0.5	7	13	21	2.36
11800N-9600ED		0.40	0.018	<0.2	1.20	15	<10	50	<0.5	2	0.08	<0.5	7	13	21	2.36
11800N-9650E		0.40	0.008	<0.2	0.70	12	<10	30	<0.5	2	0.02	<0.5	3	8	12	1.67
11800N-9700E		0.30	0.027	<0.2	1.10	15	<10	70	<0.5	2	0.04	<0.5	6	9	20	2.13
11800N-9750E		0.40	0.008	0.4	1.34	10	<10	70	<0.5	2	0.04	<0.5	5	16	19	2.65
11800N-9800E		0.38	0.005	<0.2	0.93	13	<10	40	<0.5	3	0.03	<0.5	6	5	19	2.85
11800N-9850E		0.40	0.006	0.2	0.99	10	<10	50	<0.5	2	0.02	<0.5	3	9	13	1.76
11800N-9900E		0.44	0.029	0.2	1.24	25	<10	50	<0.5	6	0.05	<0.5	11	13	55	3.20
11800N-9950E		0.40	0.016	0.8	0.96	76	<10	30	<0.5	4	0.01	<0.5	7	8	30	3.12
12000E-10050N		0.38	0.005	0.5	0.89	9	<10	70	<0.5	2	0.04	<0.5	3	9	13	1.54
12000E-10100N		0.38	<0.005	<0.2	1.06	9	<10	50	<0.5	2	0.04	<0.5	5	12	14	2.40
12000E-10150N		0.48	<0.005	<0.2	1.04	9	<10	40	<0.5	<2	0.06	<0.5	6	9	20	2.38
12000E-10200N		0.30	<0.005	<0.2	1.07	11	<10	60	<0.5	4	0.06	<0.5	6	12	23	3.25
12000E-10250N		0.44	<0.005	<0.2	1.04	10	<10	50	<0.5	2	0.05	<0.5	5	11	21	2.38
12000E-10300N		0.32	<0.005	0.4	1.10	9	<10	40	<0.5	2	0.06	<0.5	7	19	18	2.90
12000E-10300ND		0.42	<0.005	0.3	0.95	7	<10	40	<0.5	<2	0.06	<0.5	5	15	17	2.29
12000E-10350N		0.36	<0.005	0.2	0.78	3	<10	110	<0.5	<2	0.04	<0.5	3	10	10	1.09
12000E-10400N		0.46	<0.005	<0.2	1.04	11	<10	50	<0.5	2	0.04	<0.5	7	16	18	3.12
12000E-10450N		0.40	<0.005	0.2	1.02	21	<10	60	<0.5	3	0.05	<0.5	7	19	24	2.67
12000E-10500N		0.42	<0.005	0.2	1.00	11	<10	50	<0.5	2	0.05	<0.5	7	17	23	2.81
12000E-10550N		0.36	<0.005	0.2	0.69	6	<10	60	<0.5	<2	0.03	<0.5	4	25	12	1.20
12000E-10600N		0.34	<0.005	<0.2	1.12	12	<10	60	<0.5	2	0.05	<0.5	8	49	24	3.34
12000E-10650N		0.36	<0.005	<0.2	0.90	7	<10	30	<0.5	<2	0.09	<0.5	6	17	15	2.13
12000E-10700N		0.50	<0.005	<0.2	0.84	6	<10	40	<0.5	<2	0.08	<0.5	5	12	12	2.05
CLYFG1-0		0.20	<0.005	0.4	1.04	3	<10	70	0.6	<2	0.08	<0.5	5	15	31	1.98
CLYFG1-100		0.34	<0.005	0.7	1.26	8	<10	40	<0.5	2	0.04	<0.5	4	13	32	2.40
CLYFG1-200		0.28	<0.005	0.3	2.11	10	<10	60	0.6	<2	0.05	<0.5	6	22	37	2.52

Comments: Seal are all intact 451-454 NSS is non-sufficient sample.

ALS Chemex
EXCELLENCE IN ANALYTICAL CHEMISTRY
ALS Canada Ltd.
212 Brooksbank Avenue
North Vancouver BC V7J 2C1 Canada
Phone: 604 984 0221 Fax: 604 984 0218

To: EQUITY ENGINEERING LTD.
700-700 W PENDER ST
VANCOUVER BC V6C 1G8

Date : 26-Nov-2003
Account: EIA

Project : RFM03-15

CERTIFICATE OF ANALYSIS VA03022527

Sample Description	Method / Analyte / Units / LOR	WEI-21 Recvd Wt kg 0.02	Au-AA23 Au ppm 0.005	ME-ICP41 Ag ppm 0.2	ME-ICP41 Al % 0.01	ME-ICP41 As ppm 2	ME-ICP41 B ppm 10	ME-ICP41 Ba ppm 10	ME-ICP41 Be ppm 0.5	ME-ICP41 Bi ppm 2	ME-ICP41 Ca % 0.01	ME-ICP41 Cd ppm 0.5	ME-ICP41 Co ppm 1	ME-ICP41 Cr ppm 1	ME-ICP41 Cu ppm 1	ME-ICP41 Fe % 0.01
CLYFG1-300		0.24	<0.005	<0.2	1.05	12	<10	110	0.6	<2	0.07	<0.5	4	11	44	2.39
CLYFG1-400		0.24	<0.005	<0.2	0.97	11	<10	30	<0.5	<2	0.03	<0.5	3	9	53	1.63
CLYFG1-500		0.26	<0.005	0.3	1.08	17	<10	50	<0.5	<2	0.08	<0.5	4	10	53	1.48
CLYFG1-500		0.32	<0.005	0.4	1.00	14	<10	50	<0.5	<2	0.07	<0.5	3	9	44	1.42
CLYFG1-600		0.26	<0.005	0.7	0.97	21	<10	370	0.5	<2	0.29	0.5	3	10	55	1.20
CLYFG1-700		0.30	<0.005	0.9	1.30	15	<10	280	0.8	<2	0.35	0.6	9	15	73	2.31
CLYFG1-800		0.28	<0.005	<0.2	1.00	7	<10	70	<0.5	<2	0.04	<0.5	5	11	36	2.07
CLYFG1-900		0.26	<0.005	0.2	0.71	7	<10	70	<0.5	<2	0.07	<0.5	4	8	35	1.28
CLYFG1-1000		0.28	0.005	<0.2	1.08	7	<10	50	<0.5	<2	0.12	<0.5	7	19	22	2.05
CLYFG1-1100		0.28	<0.005	<0.2	1.05	8	<10	70	<0.5	<2	0.06	<0.5	6	16	24	2.14
CLYFG1-1200		0.44	0.005	0.3	1.15	8	<10	290	0.5	<2	0.13	<0.5	5	17	20	1.87
CLYFG1-1300		0.26	<0.005	0.3	1.18	5	<10	250	<0.5	<2	0.28	<0.5	5	14	14	1.70
CLYFG1-1400		0.38	<0.005	0.3	0.97	11	<10	60	<0.5	<2	0.10	<0.5	4	16	31	1.90
CLYFG1-1500		0.22	<0.005	<0.2	1.30	11	<10	50	<0.5	<2	0.07	<0.5	6	27	18	3.11
CLYFG1-1500		0.28	<0.005	<0.2	1.33	12	<10	50	<0.5	<2	0.07	<0.5	6	28	18	3.14
CLYFG1-1600		0.30	<0.005	<0.2	0.83	11	<10	70	<0.5	<2	0.04	<0.5	5	18	21	2.21
CLYFG1-1700		0.38	<0.005	0.2	0.85	7	<10	60	<0.5	2	0.03	<0.5	2	3	11	0.99
CLYFG1-1800		0.30	<0.005	<0.2	0.61	5	<10	40	<0.5	<2	0.03	<0.5	2	4	9	0.82
CLYFG1-1900		0.28	<0.005	<0.2	0.73	3	<10	40	<0.5	2	0.03	<0.5	2	5	7	0.74
CLYFG1-2000		0.22	<0.005	<0.2	0.51	2	<10	30	<0.5	<2	0.03	<0.5	1	4	5	0.64
CLYFG1-2100		0.26	<0.005	<0.2	0.74	6	<10	30	<0.5	<2	0.04	<0.5	3	8	11	1.36
CLYFG1-2200		0.22	<0.005	<0.2	0.68	5	<10	40	<0.5	<2	0.04	<0.5	2	7	8	1.04
CLYFG1-2300		0.34	<0.005	<0.2	1.00	7	<10	50	<0.5	<2	0.05	<0.5	4	14	14	2.00
CLYFG1-2400		0.34	<0.005	<0.2	0.84	5	<10	40	<0.5	<2	0.08	<0.5	4	15	12	1.88
CLYFG1-2500		0.26	<0.005	<0.2	1.56	6	<10	80	<0.5	<2	0.08	<0.5	5	18	45	2.05
CLYFG1-2600		0.26	<0.005	<0.2	0.87	6	<10	30	<0.5	<2	0.04	<0.5	3	11	24	1.40
CLYFG1-2600		0.28	0.005	<0.2	0.48	<2	<10	20	<0.5	<2	0.28	<0.5	5	15	7	2.43
CLYFG1-2700		0.30	<0.005	<0.2	0.75	7	<10	20	<0.5	<2	0.02	<0.5	3	8	19	1.36
CLYFG1-2800		0.28	<0.005	<0.2	0.82	6	<10	30	<0.5	2	0.03	<0.5	2	8	23	1.06
CLYFG1-2900		0.30	<0.005	0.2	0.67	7	<10	50	<0.5	3	0.04	<0.5	3	11	15	1.54
CLYFG1-3000		0.32	<0.005	0.3	0.59	5	<10	30	<0.5	2	0.03	<0.5	1	5	12	0.70
CLYFG1-3100		0.34	<0.005	0.2	1.21	8	<10	40	<0.5	2	0.07	<0.5	6	19	38	1.82
CLYFG1-3200		0.28	<0.005	0.2	1.08	6	<10	40	<0.5	<2	0.06	0.5	5	17	20	1.74
CLYFG1-3300		0.32	<0.005	0.3	1.06	7	<10	30	<0.5	2	0.03	<0.5	1	8	16	0.86
CLYFG1-3400		0.44	<0.005	<0.2	0.75	4	<10	40	<0.5	2	0.04	<0.5	2	9	8	0.93
CLYSH1-0		0.28	0.009	0.4	0.88	40	<10	40	<0.5	4	0.04	0.5	3	10	28	1.48
CLYSH1-100		0.28	0.008	0.9	1.28	44	<10	80	<0.5	7	0.05	1.0	7	19	34	2.64
CLYSH1-200		0.44	<0.005	0.8	1.40	77	<10	80	<0.5	6	0.04	1.3	9	24	32	3.88
CLYSH1-300		0.32	<0.005	0.9	1.35	44	<10	110	<0.5	5	0.05	1.5	14	19	31	3.48
CLYSH1-400		0.34	0.006	1.4	0.87	84	<10	120	<0.5	6	0.03	2.6	7	8	60	2.07

Comments: Seal are all intact 451-454 NSS is non-sufficient sample.

ALS Chemex
EXCELLENCE IN ANALYTICAL CHEMISTRY
ALS Canada Ltd.
212 Brooksbank Avenue
North Vancouver BC V7J 2C1 Canada
Phone: 604 984 0221 Fax: 604 984 0218

To: EQUITY ENGINEERING LTD.
700-700 W PENDER ST
VANCOUVER BC V6C 1G8

Date : 26-Nov-2003
Account: EIA

Project : RFM03-15

CERTIFICATE OF ANALYSIS VA03022527

Sample Description	Method / Analyte / Units / LOR	WEI-21 Recvd Wt kg 0.02	Au-AA23 Au ppm 0.005	ME-ICP41 Ag ppm 0.2	ME-ICP41 Al % 0.01	ME-ICP41 As ppm 2	ME-ICP41 B ppm 10	ME-ICP41 Ba ppm 10	ME-ICP41 Be ppm 0.5	ME-ICP41 Bi ppm 2	ME-ICP41 Ca % 0.01	ME-ICP41 Cd ppm 0.5	ME-ICP41 Co ppm 1	ME-ICP41 Cr ppm 1	ME-ICP41 Cu ppm 1	ME-ICP41 Fe % 0.01
CLYSH1-500		0.38	0.011	0.9	1.55	134	<10	110	0.8	5	0.14	0.9	45	8	62	5.47
CLYSH1-500		0.34	0.021	0.8	1.47	124	<10	110	0.8	8	0.14	0.8	51	7	62	5.10
CLYSH1-600		0.38	0.008	0.9	1.41	143	<10	130	0.8	7	0.24	0.9	57	13	55	3.97
CLYSH1-700		0.30	0.052	0.2	1.56	77	<10	70	<0.5	2	0.05	<0.5	10	16	59	4.18
CLYSH1-800		0.32	0.008	1.1	1.14	83	<10	80	0.5	4	0.14	0.6	12	23	44	3.31
CLYSH1-900		0.36	0.052	2.3	1.90	87	<10	120	0.9	6	0.27	1.9	117	18	172	6.50
CLYSH1-1000		0.32	0.235	2.0	1.46	69	<10	100	0.6	9	0.12	1.9	65	9	288	7.24
CLYSH1-1100		0.34	<0.005	0.7	0.69	42	<10	140	<0.5	6	0.08	2.1	8	9	21	2.42
CLYSH1-1200		0.38	0.012	1.0	1.36	93	<10	130	0.9	5	0.10	1.4	31	15	100	5.69
CLYSH1-1300		0.34	<0.005	0.4	1.11	36	<10	60	0.5	3	0.07	0.6	13	16	39	3.08
CLYSH1-1400		0.30	<0.005	0.4	1.23	51	<10	70	0.8	4	0.14	1.0	15	27	53	3.30
CLYSH1-1500		0.24	<0.005	0.9	0.88	36	<10	420	0.6	3	0.37	4.4	40	14	31	2.44
CLYSH1-1600		0.42	<0.005	0.5	1.15	26	<10	110	0.5	4	0.14	0.6	9	15	41	2.96
CLYSH1-1700		0.30	<0.005	0.2	0.85	16	<10	100	<0.5	3	0.11	0.6	5	7	24	2.03
CLYSH1-1700		0.30	<0.005	<0.2	0.47	<2	<10	20	<0.5	<2	0.25	<0.5	5	13	7	1.94
CLYSH1-1800		0.38	<0.005	0.5	1.17	46	<10	80	0.5	4	0.10	<0.5	9	12	50	3.30
CLYSH1-1900		0.28	<0.005	0.8	1.13	119	<10	100	0.6	2	0.13	0.9	9	17	66	3.26
CLYSH1-2000		0.36	<0.005	0.6	0.87	55	<10	160	<0.5	5	0.10	0.5	7	8	46	3.03
CLYSH1-2100		0.28	<0.005	0.4	0.91	16	<10	90	<0.5	2	0.07	0.5	6	16	23	2.27
CLYSH1-2200		0.30	<0.005	1.0	0.61	11	<10	140	<0.5	<2	0.11	<0.5	9	6	22	1.58
CLYSH1-2300		0.38	<0.005	0.3	1.29	17	<10	80	0.9	3	0.08	0.5	14	25	25	2.78

Comments: Seal are all intact 451-454 NSS is non-sufficient sample.

ALS Chemex
EXCELLENCE IN ANALYTICAL CHEMISTRY
ALS Canada Ltd.
212 Brooksbank Avenue
North Vancouver BC V7J 2C1 Canada
Phone: 604 984 0221 Fax: 604 984 0218

To: EQUITY ENGINEERING LTD.
700-700 W PENDER ST
VANCOUVER BC V6C 1G8

Date : 26-Nov-2003
Account: EIA

Project : RFM03-15

CERTIFICATE OF ANALYSIS VA03022527

Sample Description	Method / Analyte / Units / LOR	ME-ICP41 Ga ppm 10	ME-ICP41 Hg ppm 1	ME-ICP41 K % 0.01	ME-ICP41 La ppm 10	ME-ICP41 Mg % 0.01	ME-ICP41 Mn ppm 5	ME-ICP41 Mo ppm 1	ME-ICP41 Na % 0.01	ME-ICP41 Ni ppm 1	ME-ICP41 P ppm 10	ME-ICP41 Pb ppm 2	ME-ICP41 S % 0.01	ME-ICP41 Sb ppm 2	ME-ICP41 Sc ppm 1	ME-ICP41 Sr ppm 1
11600N-10000E		NSS	NSS	NSS	NSS	NSS	NSS	NSS	NSS	NSS	NSS	NSS	NSS	NSS	NSS	NSS
11600N-10050E		<10	<1	0.03	10	0.21	144	5	<0.01	9	560	24	0.03	<2	<1	5
11600N-10100E		<10	<1	0.04	10	0.14	108	3	<0.01	7	380	27	0.02	<2	<1	8
11600N-10150E		<10	<1	0.11	20	0.19	301	2	<0.01	9	470	43	0.02	<2	1	8
11600N-10200E		<10	<1	0.06	10	0.13	104	1	0.01	4	310	17	0.03	<2	<1	20
11600N-10250E		<10	<1	0.06	20	0.05	84	1	0.01	4	270	49	0.01	<2	<1	27
11600N-10300E		<10	<1	0.07	10	0.09	124	1	<0.01	6	240	34	0.01	<2	1	5
11600N-10300ED		<10	<1	0.07	10	0.09	132	<1	0.01	6	230	32	0.01	<2	1	4
11600N-10350E		<10	<1	0.09	20	0.22	178	1	<0.01	12	310	33	0.01	<2	1	6
11600N-10400E		<10	<1	0.07	10	0.12	67	1	<0.01	7	230	20	0.03	<2	1	9
11600N-10450E		<10	<1	0.08	10	0.36	231	3	<0.01	32	740	64	0.06	<2	1	17
11600N-10500E		<10	<1	0.05	10	0.14	41	1	<0.01	7	210	15	0.02	<2	<1	16
11600N-10550E		<10	<1	0.08	10	0.27	132	1	<0.01	20	640	35	0.06	<2	1	14
11600N-10600E		<10	<1	0.07	10	0.24	102	1	<0.01	12	210	16	0.02	<2	1	9
11600N-10650E		<10	<1	0.08	20	0.40	150	2	<0.01	35	260	32	0.04	<2	1	11
11600N-10700E		<10	<1	0.07	10	0.46	201	<1	<0.01	50	500	18	0.01	<2	1	7
11600N-9300E		<10	<1	0.04	10	0.38	291	<1	<0.01	15	380	20	0.01	<2	2	12
11600N-9350E		<10	<1	0.05	10	0.31	276	<1	0.01	11	330	25	0.04	<2	3	15
11600N-9400E		<10	<1	0.03	10	0.20	132	<1	<0.01	7	370	30	0.04	<2	1	9
11600N-9450E		<10	<1	0.04	10	0.20	134	1	<0.01	8	300	16	0.03	<2	2	11
11600N-9500E		<10	<1	0.03	10	0.22	144	1	<0.01	9	370	18	0.02	<2	1	7
11600N-9550E		<10	<1	0.03	10	0.07	93	4	<0.01	2	440	277	0.04	<2	1	9
11600N-9600E		<10	<1	0.04	10	0.13	142	2	0.01	5	360	76	0.04	<2	1	8
11600N-9650E		<10	<1	0.03	<10	0.20	145	<1	0.02	6	370	<2	<0.01	<2	1	19
11600N-9700E		<10	<1	0.03	10	0.22	200	4	<0.01	8	350	17	0.01	<2	1	7
11600N-9750E		<10	<1	0.04	10	0.16	118	8	<0.01	5	330	25	0.03	<2	1	7
11600N-9800E		<10	<1	0.04	40	0.28	137	12	0.01	6	230	78	0.02	<2	1	17
11600N-9850E		<10	<1	0.04	10	0.17	180	5	0.01	8	460	34	0.03	<2	<1	6
11600N-9900E		<10	<1	0.03	10	0.34	162	6	0.01	9	340	59	0.04	<2	1	7
11600N-9950E		<10	<1	0.04	10	0.37	456	10	0.01	7	500	206	0.04	<2	1	21
11800N-10000E		<10	<1	0.06	10	0.31	251	2	<0.01	13	1080	36	0.04	<2	1	6
11800N-10000ED		<10	<1	0.04	10	0.07	56	1	<0.01	4	450	9	0.01	<2	<1	5
11800N-10050E		<10	<1	0.03	10	0.36	241	4	<0.01	10	480	72	0.02	<2	1	4
11800N-10100E		<10	<1	0.18	20	0.25	114	4	0.01	15	740	150	0.36	<2	1	20
11800N-10150E		<10	<1	0.10	20	0.24	138	2	<0.01	12	680	44	0.06	<2	1	8
11800N-10200E		<10	<1	0.07	20	0.12	101	1	<0.01	6	510	32	0.03	<2	<1	5
11800N-10250E		<10	<1	0.11	10	0.29	215	1	<0.01	8	410	21	0.01	<2	1	8
11800N-10300E		<10	<1	0.07	10	0.09	102	1	<0.01	7	240	19	0.01	<2	1	6
11800N-10350E		<10	<1	0.10	10	0.26	202	<1	<0.01	10	490	18	0.01	<2	1	8
11800N-10400E		<10	<1	0.07	10	0.15	154	1	<0.01	8	460	16	0.01	2	1	6

Comments: Seal are all intact 451-454 NSS is non-sufficient sample.

ALS Chemex
EXCELLENCE IN ANALYTICAL CHEMISTRY
ALS Canada Ltd.
212 Brooksbank Avenue
North Vancouver BC V7J 2C1 Canada
Phone: 604 984 0221 Fax: 604 984 0218

To: EQUITY ENGINEERING LTD.
700-700 W PENDER ST
VANCOUVER BC V6C 1G8

Date : 26-Nov-2003
Account: EIA

Project : RFM03-15

CERTIFICATE OF ANALYSIS VA03022527

Sample Description	Method / Analyte / Units / LOR	ME-ICP41 Ga ppm 10	ME-ICP41 Hg ppm 1	ME-ICP41 K % 0.01	ME-ICP41 La ppm 10	ME-ICP41 Mg % 0.01	ME-ICP41 Mn ppm 5	ME-ICP41 Mo ppm 1	ME-ICP41 Na % 0.01	ME-ICP41 Ni ppm 1	ME-ICP41 P ppm 10	ME-ICP41 Pb ppm 2	ME-ICP41 S % 0.01	ME-ICP41 Sb ppm 2	ME-ICP41 Sc ppm 1	ME-ICP41 Sr ppm 1
11800N-10400ED		<10	<1	0.06	10	0.13	128	1	<0.01	7	370	14	0.01	<2	1	6
11800N-10450E		<10	<1	0.06	20	0.37	290	2	<0.01	18	510	53	0.03	<2	2	8
11800N-10500E		<10	<1	0.08	20	0.36	337	1	<0.01	16	1060	49	0.04	<2	1	8
11800N-10550E		<10	<1	0.07	10	0.13	82	<1	<0.01	5	430	11	0.01	<2	1	5
11800N-10600E		10	<1	0.08	10	0.28	136	1	<0.01	20	770	19	0.01	<2	2	7
11800N-10650E		<10	<1	0.03	10	0.02	26	<1	0.01	4	400	8	0.01	<2	<1	4
11800N-10700E		<10	<1	0.08	20	0.25	143	2	0.01	20	1480	41	0.05	<2	1	15
11800N-9300E		<10	<1	0.02	10	0.12	112	1	<0.01	4	340	13	0.01	<2	<1	5
11800N-9350E		<10	<1	0.03	10	0.19	195	1	<0.01	4	440	56	0.02	<2	1	8
11800N-9400E		<10	<1	0.03	10	0.23	240	2	0.01	5	770	36	0.03	<2	1	10
11800N-9450E		<10	<1	0.03	10	0.20	154	2	<0.01	6	330	20	0.02	<2	1	7
11800N-9500E		<10	<1	0.02	10	0.12	108	2	<0.01	4	500	14	0.02	<2	1	6
11800N-9550E		<10	<1	0.02	10	0.14	122	2	<0.01	5	490	21	0.02	<2	1	6
11800N-9600E		<10	<1	0.03	10	0.32	238	3	<0.01	10	390	30	0.01	<2	1	7
11800N-9600ED		<10	<1	0.03	10	0.33	244	3	<0.01	10	380	30	0.01	<2	1	7
11800N-9650E		<10	<1	0.03	10	0.09	104	2	<0.01	5	260	12	0.01	<2	1	5
11800N-9700E		<10	<1	0.03	10	0.26	268	3	<0.01	7	270	39	0.02	<2	1	6
11800N-9750E		<10	<1	0.04	10	0.24	174	6	<0.01	11	370	27	0.02	<2	1	7
11800N-9800E		<10	<1	0.03	<10	0.27	635	3	<0.01	4	370	31	0.01	<2	1	4
11800N-9850E		<10	<1	0.03	10	0.10	104	2	<0.01	5	380	20	0.02	<2	<1	5
11800N-9900E		<10	<1	0.03	10	0.33	403	7	<0.01	11	510	34	0.03	<2	1	6
11800N-9950E		<10	<1	0.03	<10	0.22	182	1	<0.01	5	1040	18	0.02	<2	<1	3
12000E-10050N		<10	<1	0.04	10	0.20	146	3	<0.01	7	350	23	0.01	<2	<1	5
12000E-10100N		<10	<1	0.07	10	0.21	151	1	<0.01	9	540	14	0.01	<2	1	6
12000E-10150N		<10	<1	0.10	10	0.27	213	<1	<0.01	6	620	13	0.01	<2	1	9
12000E-10200N		<10	<1	0.09	10	0.29	190	1	0.01	8	620	19	0.02	<2	1	8
12000E-10250N		10	<1	0.07	10	0.17	172	1	<0.01	7	600	17	0.02	<2	1	8
12000E-10300N		<10	<1	0.08	10	0.28	184	<1	<0.01	11	560	20	0.02	<2	1	7
12000E-10300ND		<10	<1	0.09	10	0.24	174	<1	<0.01	11	450	18	0.02	<2	1	7
12000E-10350N		<10	<1	0.06	10	0.12	83	<1	<0.01	5	220	23	0.01	<2	<1	7
12000E-10400N		<10	<1	0.07	10	0.21	217	1	<0.01	10	480	28	0.02	<2	1	7
12000E-10450N		<10	<1	0.10	10	0.33	332	1	<0.01	15	460	36	0.02	<2	1	7
12000E-10500N		<10	1	0.08	10	0.27	284	1	<0.01	12	680	29	0.02	<2	1	6
12000E-10550N		<10	<1	0.07	10	0.17	101	1	<0.01	12	230	13	0.01	<2	<1	6
12000E-10600N		<10	<1	0.08	10	0.39	263	1	<0.01	28	640	25	0.01	<2	2	9
12000E-10650N		<10	<1	0.09	10	0.32	222	<1	<0.01	8	330	15	0.01	<2	1	10
12000E-10700N		<10	<1	0.08	10	0.22	167	<1	<0.01	6	580	15	0.01	<2	1	9
CLYFG1-0		<10	<1	0.07	10	0.20	262	<1	0.01	10	1080	15	0.04	<2	<1	8
CLYFG1-100		<10	<1	0.07	10	0.17	166	<1	<0.01	7	350	68	0.02	<2	1	6
CLYFG1-200		<10	<1	0.06	10	0.29	158	1	<0.01	15	410	40	0.02	<2	2	7

Comments: Seal are all intact 451-454 NSS is non-sufficient sample.

ALS Chemex
EXCELLENCE IN ANALYTICAL CHEMISTRY
ALS Canada Ltd.
212 Brooksbank Avenue
North Vancouver BC V7J 2C1 Canada
Phone: 604 984 0221 Fax: 604 984 0218

To: EQUITY ENGINEERING LTD.
700-700 W PENDER ST
VANCOUVER BC V6C 1G8

Date : 26-Nov-2003
Account: EIA

Project : RFM03-15

CERTIFICATE OF ANALYSIS VA03022527

Sample Description	Method / Analyte / Units / LOR	ME-ICP41 Ga ppm 10	ME-ICP41 Hg ppm 1	ME-ICP41 K % 0.01	ME-ICP41 La ppm 10	ME-ICP41 Mg % 0.01	ME-ICP41 Mn ppm 5	ME-ICP41 Mo ppm 1	ME-ICP41 Na % 0.01	ME-ICP41 Ni ppm 1	ME-ICP41 P ppm 10	ME-ICP41 Pb ppm 2	ME-ICP41 S % 0.01	ME-ICP41 Sb ppm 2	ME-ICP41 Sc ppm 1	ME-ICP41 Sr ppm 1
CLYFG1-300		<10	<1	0.05	20	0.15	100	2	<0.01	6	280	34	0.01	<2	1	8
CLYFG1-400		<10	<1	0.06	10	0.14	104	1	<0.01	5	190	26	0.01	<2	1	5
CLYFG1-500		<10	<1	0.09	10	0.18	137	<1	<0.01	7	170	38	0.01	<2	1	10
CLYFG1-500		<10	<1	0.08	10	0.17	118	<1	<0.01	6	180	33	0.01	<2	1	9
CLYFG1-600		<10	<1	0.08	20	0.13	243	<1	0.01	6	1100	51	0.03	<2	<1	28
CLYFG1-700		<10	<1	0.11	40	0.26	937	1	0.01	11	1120	64	0.04	<2	<1	27
CLYFG1-800		<10	<1	0.11	10	0.17	186	3	<0.01	9	590	29	0.01	<2	<1	7
CLYFG1-900		<10	<1	0.12	10	0.16	180	1	0.01	6	310	27	0.01	<2	<1	8
CLYFG1-1000		<10	<1	0.12	20	0.36	190	<1	<0.01	16	550	22	0.01	<2	1	9
CLYFG1-1100		<10	<1	0.07	20	0.33	178	1	<0.01	16	410	23	0.01	<2	1	7
CLYFG1-1200		<10	<1	0.11	30	0.33	215	2	0.01	13	560	28	0.01	<2	1	11
CLYFG1-1300		<10	<1	0.16	20	0.32	201	1	0.01	12	570	28	0.01	<2	1	19
CLYFG1-1400		<10	<1	0.08	10	0.27	151	<1	<0.01	14	580	61	0.02	<2	1	7
CLYFG1-1500		<10	<1	0.06	10	0.28	186	<1	<0.01	14	740	21	0.02	<2	1	6
CLYFG1-1500		<10	<1	0.06	10	0.28	181	<1	<0.01	15	750	18	0.02	<2	1	7
CLYFG1-1600		<10	<1	0.06	10	0.21	113	1	<0.01	11	520	13	0.05	<2	<1	10
CLYFG1-1700		<10	<1	0.09	10	0.09	84	<1	0.01	2	250	10	0.01	<2	<1	9
CLYFG1-1800		<10	<1	0.04	10	0.05	91	<1	<0.01	3	220	6	0.01	<2	<1	7
CLYFG1-1900		<10	<1	0.05	10	0.09	51	<1	<0.01	2	230	11	0.01	<2	<1	6
CLYFG1-2000		<10	<1	0.06	10	0.05	61	<1	0.01	3	180	5	0.01	<2	<1	5
CLYFG1-2100		<10	<1	0.07	10	0.11	114	<1	<0.01	5	270	17	0.01	<2	1	8
CLYFG1-2200		<10	<1	0.06	10	0.07	170	<1	<0.01	4	340	11	0.01	<2	<1	6
CLYFG1-2300		<10	<1	0.09	10	0.25	129	<1	<0.01	8	230	21	0.01	<2	1	7
CLYFG1-2400		<10	<1	0.07	10	0.23	120	<1	<0.01	10	360	23	0.01	<2	1	9
CLYFG1-2500		<10	<1	0.07	10	0.33	167	1	<0.01	12	430	21	0.01	<2	1	9
CLYFG1-2600		<10	<1	0.05	10	0.17	112	1	<0.01	7	200	18	0.01	<2	1	4
CLYFG1-2600		<10	<1	0.03	<10	0.20	147	<1	0.02	5	410	2	<0.01	<2	1	18
CLYFG1-2700		<10	<1	0.05	10	0.10	80	<1	<0.01	7	290	13	0.01	<2	<1	4
CLYFG1-2800		<10	<1	0.07	10	0.12	67	1	<0.01	4	150	19	0.01	<2	1	4
CLYFG1-2900		<10	<1	0.06	10	0.07	110	1	<0.01	7	320	17	0.01	<2	1	6
CLYFG1-3000		<10	<1	0.05	10	0.03	51	<1	<0.01	2	320	15	0.01	<2	<1	4
CLYFG1-3100		<10	<1	0.05	20	0.27	186	1	<0.01	15	350	32	0.01	<2	1	6
CLYFG1-3200		<10	<1	0.05	10	0.24	156	1	<0.01	12	360	39	0.01	<2	1	6
CLYFG1-3300		<10	<1	0.03	10	0.09	45	<1	<0.01	3	240	38	0.01	<2	<1	4
CLYFG1-3400		<10	<1	0.04	10	0.10	64	<1	<0.01	3	170	26	0.01	<2	<1	5
CLYSH1-0		<10	<1	0.07	20	0.13	116	2	<0.01	7	470	114	0.03	<2	1	5
CLYSH1-100		<10	<1	0.13	20	0.37	340	2	0.01	12	490	128	0.06	<2	2	13
CLYSH1-200		10	<1	0.09	20	0.28	222	2	0.01	16	330	62	0.06	<2	4	18
CLYSH1-300		10	<1	0.14	20	0.27	1010	2	0.01	11	620	102	0.06	2	2	15
CLYSH1-400		<10	<1	0.11	20	0.08	604	3	0.01	6	770	345	0.08	<2	<1	8

Comments: Seal are all intact 451-454 NSS is non-sufficient sample.

ALS Chemex
EXCELLENCE IN ANALYTICAL CHEMISTRY
ALS Canada Ltd.
212 Brooksbank Avenue
North Vancouver BC V7J 2C1 Canada
Phone: 604 984 0221 Fax: 604 984 0218

To: EQUITY ENGINEERING LTD.
700-700 W PENDER ST
VANCOUVER BC V6C 1G8

Date : 26-Nov-2003
Account: EIA

Project : RFM03-15

CERTIFICATE OF ANALYSIS VA03022527

Sample Description	Method / Analyte / Units / LOR	ME-ICP41 Ga ppm 10	ME-ICP41 Hg ppm 1	ME-ICP41 K % 0.01	ME-ICP41 La ppm 10	ME-ICP41 Mg % 0.01	ME-ICP41 Mn ppm 5	ME-ICP41 Mo ppm 1	ME-ICP41 Na % 0.01	ME-ICP41 Ni ppm 1	ME-ICP41 P ppm 10	ME-ICP41 Pb ppm 2	ME-ICP41 S % 0.01	ME-ICP41 Sb ppm 2	ME-ICP41 Sc ppm 1	ME-ICP41 Sr ppm 1
CLYSH1-500		10	<1	0.13	30	0.49	964	4	0.01	16	740	45	0.06	<2	3	23
CLYSH1-500		<10	<1	0.13	30	0.45	1060	4	0.01	14	770	43	0.07	<2	3	23
CLYSH1-600		<10	<1	0.26	30	0.61	1675	2	0.01	18	640	59	0.04	<2	5	27
CLYSH1-700		10	<1	0.07	20	0.20	242	3	0.01	14	480	40	0.05	<2	2	17
CLYSH1-800		<10	<1	0.10	20	0.38	275	2	0.01	19	460	40	0.07	<2	2	21
CLYSH1-900		<10	<1	0.41	50	0.77	2240	4	0.01	42	1040	162	0.14	<2	7	40
CLYSH1-1000		10	<1	0.30	70	0.47	978	7	0.02	17	1730	508	0.29	2	8	53
CLYSH1-1100		<10	<1	0.12	10	0.14	320	1	0.01	6	580	41	0.05	<2	<1	16
CLYSH1-1200		10	<1	0.25	30	0.32	885	5	0.01	13	520	99	0.30	<2	3	39
CLYSH1-1300		<10	<1	0.09	10	0.28	510	2	<0.01	13	370	51	0.04	<2	1	12
CLYSH1-1400		<10	<1	0.12	20	0.45	468	3	0.01	19	390	83	0.04	<2	2	21
CLYSH1-1500		<10	<1	0.13	10	0.17	2340	1	0.01	11	1250	50	0.06	<2	1	32
CLYSH1-1600		<10	<1	0.17	10	0.37	325	1	0.01	11	320	54	0.03	<2	2	18
CLYSH1-1700		<10	<1	0.12	10	0.13	186	1	0.01	6	470	33	0.02	<2	<1	13
CLYSH1-1700		<10	<1	0.03	<10	0.20	140	<1	0.02	5	360	2	<0.01	<2	1	19
CLYSH1-1800		<10	<1	0.14	10	0.31	455	1	0.01	10	410	41	0.06	<2	1	19
CLYSH1-1900		<10	<1	0.17	10	0.32	400	2	0.01	12	390	80	0.06	<2	1	16
CLYSH1-2000		10	<1	0.19	10	0.19	595	3	<0.01	5	570	70	0.05	<2	1	19
CLYSH1-2100		<10	<1	0.10	10	0.29	217	1	0.01	13	520	23	0.03	<2	1	12
CLYSH1-2200		<10	<1	0.13	10	0.05	818	1	0.01	5	1250	23	0.06	<2	<1	12
CLYSH1-2300		<10	<1	0.10	30	0.50	710	<1	<0.01	14	450	37	0.03	<2	2	12

Comments: Seal are all intact 451-454 NSS is non-sufficient sample.

ALS Chemex
EXCELLENCE IN ANALYTICAL CHEMISTRY
ALS Canada Ltd.
212 Brooksbank Avenue
North Vancouver BC V7J 2C1 Canada
Phone: 604 984 0221 Fax: 604 984 0218

To: EQUITY ENGINEERING LTD.
700-700 W PENDER ST
VANCOUVER BC V6C 1G8

Date : 26-Nov-2003
Account: EIA

Project : RFM03-15

CERTIFICATE OF ANALYSIS VA03022527

Sample Description	Method / Analyte / Units / LOR	ME-ICP41 Tl % 0.01	ME-ICP41 Tl ppm 10	ME-ICP41 U ppm 10	ME-ICP41 V ppm 1	ME-ICP41 W ppm 10	ME-ICP41 Zn ppm 2
11600N-10000E		NSS	NSS	NSS	NSS	NSS	NSS
11600N-10050E		0.03	<10	<10	35	<10	42
11600N-10100E		0.01	<10	<10	24	<10	49
11600N-10150E		<0.01	<10	<10	10	<10	120
11600N-10200E		0.02	<10	<10	17	<10	37
11600N-10250E		0.01	<10	<10	15	<10	90
11600N-10300E		0.02	<10	<10	30	<10	89
11600N-10300ED		0.03	<10	<10	31	<10	91
11600N-10350E		0.04	<10	<10	42	<10	102
11600N-10400E		0.02	<10	<10	25	<10	49
11600N-10450E		0.02	<10	<10	34	<10	185
11600N-10500E		0.02	<10	<10	14	<10	28
11600N-10550E		0.03	<10	<10	44	<10	59
11600N-10600E		0.03	<10	<10	28	<10	41
11600N-10650E		0.02	<10	<10	34	<10	68
11600N-10700E		0.05	<10	<10	40	<10	58
11600N-9300E		0.04	<10	<10	23	<10	61
11600N-9350E		0.05	<10	<10	18	<10	47
11600N-9400E		0.03	<10	<10	20	<10	30
11600N-9450E		0.04	<10	<10	23	<10	32
11600N-9500E		0.03	<10	<10	32	<10	34
11600N-9550E		0.03	<10	<10	16	<10	98
11600N-9600E		0.04	<10	<10	22	<10	54
11600N-9650E		0.04	<10	<10	73	<10	17
11600N-9700E		0.03	<10	<10	33	<10	30
11600N-9750E		0.03	<10	<10	26	<10	25
11600N-9800E		<0.01	<10	<10	7	<10	38
11600N-9850E		0.03	<10	<10	28	<10	35
11600N-9900E		0.02	<10	<10	15	<10	62
11600N-9950E		0.01	<10	<10	11	<10	232
11800N-10000E		0.02	<10	<10	27	<10	69
11800N-10000ED		0.01	<10	<10	20	<10	24
11800N-10050E		0.02	<10	<10	27	<10	157
11800N-10100E		0.01	<10	<10	20	<10	122
11800N-10150E		0.04	<10	<10	38	<10	61
11800N-10200E		0.02	<10	<10	23	<10	46
11800N-10250E		0.06	<10	<10	36	<10	53
11800N-10300E		0.04	<10	<10	29	<10	43
11800N-10350E		0.04	<10	<10	36	<10	48
11800N-10400E		0.06	<10	<10	48	<10	39

Comments: Seal are all intact 451-454 NSS is non-sufficient sample.

ALS Chemex
EXCELLENCE IN ANALYTICAL CHEMISTRY
ALS Canada Ltd.
212 Brooksbank Avenue
North Vancouver BC V7J 2C1 Canada
Phone: 604 984 0221 Fax: 604 984 0218

To: EQUITY ENGINEERING LTD.
700-700 W PENDER ST
VANCOUVER BC V6C 1G8

Date : 26-Nov-2003
Account: EIA

Project : RFM03-15

CERTIFICATE OF ANALYSIS VA03022527

Sample Description	Method / Analyte / Units / LOR	ME-ICP41 Tl % 0.01	ME-ICP41 Tl ppm 10	ME-ICP41 U ppm 10	ME-ICP41 V ppm 1	ME-ICP41 W ppm 10	ME-ICP41 Zn ppm 2
11800N-10400ED		0.05	<10	<10	39	<10	31
11800N-10450E		0.03	<10	<10	37	<10	148
11800N-10500E		0.03	<10	<10	57	<10	166
11800N-10550E		0.02	<10	<10	22	<10	27
11800N-10600E		0.05	<10	<10	50	<10	48
11800N-10650E		0.01	<10	<10	15	<10	16
11800N-10700E		0.02	<10	<10	42	<10	72
11800N-9300E		0.04	<10	<10	28	<10	23
11800N-9350E		0.05	<10	<10	26	<10	44
11800N-9400E		0.07	<10	<10	28	<10	42
11800N-9450E		0.05	<10	<10	20	<10	32
11800N-9500E		0.06	<10	<10	28	<10	24
11800N-9550E		0.05	<10	<10	26	<10	27
11800N-9600E		0.03	<10	<10	16	<10	60
11800N-9600ED		0.03	<10	<10	17	<10	59
11800N-9650E		0.04	<10	<10	35	<10	25
11800N-9700E		0.02	<10	<10	14	<10	55
11800N-9750E		0.03	<10	<10	34	<10	49
11800N-9800E		0.04	<10	<10	15	<10	83
11800N-9850E		0.02	<10	<10	22	<10	30
11800N-9900E		0.03	<10	<10	17	<10	57
11800N-9950E		0.01	<10	<10	16	<10	17
12000E-10050N		0.01	<10	<10	18	<10	48
12000E-10100N		0.05	<10	<10	41	<10	43
12000E-10150N		0.05	<10	<10	32	<10	40
12000E-10200N		0.08	<10	<10	57	<10	42
12000E-10250N		0.07	<10	<10	62	<10	37
12000E-10300N		0.06	<10	<10	48	<10	43
12000E-10300ND		0.05	<10	<10	40	<10	39
12000E-10350N		0.03	<10	<10	20	<10	33
12000E-10400N		0.05	<10	<10	48	<10	50
12000E-10450N		0.03	<10	<10	30	<10	72
12000E-10500N		0.03	<10	<10	35	<10	48
12000E-10550N		0.03	<10	<10	30	<10	32
12000E-10600N		0.07	<10	<10	69	<10	58
12000E-10650N		0.06	<10	<10	31	<10	45
12000E-10700N		0.04	<10	<10	30	<10	39
CLYFG1-0		0.01	<10	<10	25	<10	50
CLYFG1-100		0.03	<10	<10	27	<10	76
CLYFG1-200		0.03	<10	<10	32	<10	76

Comments: Seal are all intact 451-454 NSS is non-sufficient sample.

ALS Chemex
EXCELLENCE IN ANALYTICAL CHEMISTRY
ALS Canada Ltd.
212 Brooksbank Avenue
North Vancouver BC V7J 2C1 Canada
Phone: 604 984 0221 Fax: 604 984 0218

To: EQUITY ENGINEERING LTD.
700-700 W PENDER ST
VANCOUVER BC V6C 1G8

Date : 26-Nov-2003
Account: EIA

Project : RFM03-15

CERTIFICATE OF ANALYSIS VA03022527

Sample Description	Method / Analyte / Units / LOR	ME-ICP41 Tl % 0.01	ME-ICP41 Ti ppm 10	ME-ICP41 U ppm 10	ME-ICP41 V ppm 1	ME-ICP41 W ppm 10	ME-ICP41 Zn ppm 2
CLYFG1-300		0.03	<10	<10	35	<10	42
CLYFG1-400		0.02	<10	<10	15	<10	39
CLYFG1-500		0.02	<10	<10	14	<10	55
CLYFG1-500		0.02	<10	<10	14	<10	49
CLYFG1-600		0.01	<10	<10	19	<10	54
CLYFG1-700		0.01	<10	<10	34	<10	81
CLYFG1-800		0.02	<10	<10	27	<10	53
CLYFG1-900		0.02	<10	<10	18	<10	46
CLYFG1-1000		0.04	<10	<10	25	<10	59
CLYFG1-1100		0.02	<10	<10	30	<10	53
CLYFG1-1200		0.02	<10	<10	22	<10	91
CLYFG1-1300		0.02	<10	<10	18	<10	85
CLYFG1-1400		0.02	<10	<10	26	<10	67
CLYFG1-1500		0.04	<10	<10	39	<10	52
CLYFG1-1500		0.04	<10	<10	39	<10	52
CLYFG1-1600		0.02	<10	<10	31	<10	39
CLYFG1-1700		0.04	<10	<10	15	<10	28
CLYFG1-1800		0.02	<10	<10	18	<10	21
CLYFG1-1900		0.02	<10	<10	12	<10	21
CLYFG1-2000		0.02	<10	<10	16	<10	17
CLYFG1-2100		0.04	<10	<10	23	<10	32
CLYFG1-2200		0.02	<10	<10	22	<10	23
CLYFG1-2300		0.03	<10	<10	19	<10	55
CLYFG1-2400		0.04	<10	<10	22	<10	41
CLYFG1-2500		0.02	<10	<10	28	<10	54
CLYFG1-2600		0.02	<10	<10	19	<10	36
CLYFG1-2600		0.04	<10	<10	77	<10	17
CLYFG1-2700		0.02	<10	<10	19	<10	30
CLYFG1-2800		0.02	<10	<10	16	<10	33
CLYFG1-2900		0.05	<10	<10	38	<10	38
CLYFG1-3000		0.01	<10	<10	18	<10	21
CLYFG1-3100		0.03	<10	<10	24	<10	69
CLYFG1-3200		0.03	<10	<10	25	<10	63
CLYFG1-3300		0.01	<10	<10	15	<10	36
CLYFG1-3400		0.03	<10	<10	19	<10	25
CLYSH1-0		0.01	<10	<10	14	<10	110
CLYSH1-100		0.03	<10	<10	25	<10	212
CLYSH1-200		0.06	<10	<10	38	<10	117
CLYSH1-300		0.04	<10	<10	33	<10	134
CLYSH1-400		0.01	<10	<10	16	<10	176

Comments: Seal are all intact 451-454 NSS is non-sufficient sample.

ALS Chemex
EXCELLENCE IN ANALYTICAL CHEMISTRY
ALS Canada Ltd.
212 Brooksbank Avenue
North Vancouver BC V7J 2C1 Canada
Phone: 604 984 0221 Fax: 604 984 0218

To: EQUITY ENGINEERING LTD.
700-700 W PENDER ST
VANCOUVER BC V6C 1G8

Date : 26-Nov-2003
Account: EIA

Project : RFM03-15

CERTIFICATE OF ANALYSIS VA03022527

Sample Description	Method / Analyte / Units / LOR	ME-ICP41 Tl % 0.01	ME-ICP41 Tl ppm 10	ME-ICP41 U ppm 10	ME-ICP41 V ppm 1	ME-ICP41 W ppm 10	ME-ICP41 Zn ppm 2
CLYSH1-500		0.08	<10	<10	43	<10	94
CLYSH1-500		0.07	<10	<10	38	<10	86
CLYSH1-600		0.07	<10	<10	35	<10	86
CLYSH1-700		0.05	<10	<10	35	<10	60
CLYSH1-800		0.06	<10	<10	34	<10	79
CLYSH1-900		0.11	<10	<10	45	<10	361
CLYSH1-1000		0.14	<10	<10	45	<10	381
CLYSH1-1100		0.03	<10	<10	29	<10	115
CLYSH1-1200		0.09	<10	<10	33	<10	176
CLYSH1-1300		0.06	<10	<10	30	<10	92
CLYSH1-1400		0.06	<10	<10	34	<10	181
CLYSH1-1500		0.03	<10	<10	31	<10	234
CLYSH1-1600		0.05	<10	<10	29	<10	128
CLYSH1-1700		0.04	<10	<10	26	<10	60
CLYSH1-1700		0.04	<10	<10	62	<10	17
CLYSH1-1800		0.06	<10	<10	29	<10	67
CLYSH1-1900		0.06	<10	<10	31	<10	132
CLYSH1-2000		0.08	<10	<10	31	<10	81
CLYSH1-2100		0.04	<10	<10	27	<10	76
CLYSH1-2200		0.01	<10	<10	22	<10	46
CLYSH1-2300		0.07	<10	<10	33	<10	53

Comments: Seal are all intact 451-454 NSS is non-sufficient sample.

ALS Chemex
EXCELLENCE IN ANALYTICAL CHEMISTRY
ALS Canada Ltd.
212 Brooksbank Avenue
North Vancouver BC V7J 2C1 Canada
Phone: 604 984 0221 Fax: 604 984 0218

To: **EQUITY ENGINEERING LTD.**
700-700 W PENDER ST
VANCOUVER BC V6C 1G8

Date : 26-Nov-2003
Account: EIA

CERTIFICATE VA03030806

Project : RFM03-15
P.O. No:
This report is for 28 samples submitted to our lab in Vancouver, BC, Canada on 16-Aug-2003.
The following have access to data associated with this certificate:

HENRY AWMACK	SCOTT HEFFERNAN	MURRAY JONES

SAMPLE PREPARATION

ALS CODE	DESCRIPTION
WEI-21	Received Sample Weight
LOG-24	Pulp Login - Rcd w/o Barcode
LOG-22	Sample login - Rcd w/o BarCode
PUL-31	Pulverize split to 85% <75 um

ANALYTICAL PROCEDURES

ALS CODE	DESCRIPTION	INSTRUMENT
Au-AA23	Au 30g FA-AA finish	AAS
ME-ICP41	34 Element Aqua Regia ICP-AES	ICP-AES

To: **EQUITY ENGINEERING LTD.**
ATTN: SCOTT HEFFERNAN
700-700 W PENDER ST
VANCOUVER BC V6C 1G8

This is the Final Report and supersedes any preliminary report with this certificate number. Results apply to samples as submitted. All pages of this report have been checked and approved for release.

Signature:

ALS Chemex
EXCELLENCE IN ANALYTICAL CHEMISTRY
ALS Canada Ltd.
212 Brooksbank Avenue
North Vancouver BC V7J 2C1 Canada
Phone: 604 984 0221 Fax: 604 984 0218

To: EQUITY ENGINEERING LTD.
700-700 W PENDER ST
VANCOUVER BC V6C 1G8

Date : 26-Nov-2003
Account: EIA

Project : RFM03-15

CERTIFICATE OF ANALYSIS VA03030806

Sample Description	Method / Analyte / Units / LOR	WEI-21 Recvd Wt kg 0.02	Au-AA23 Au ppm 0.005	ME-ICP41 Ag ppm 0.2	ME-ICP41 Al % 0.01	ME-ICP41 As ppm 2	ME-ICP41 B ppm 10	ME-ICP41 Ba ppm 10	ME-ICP41 Be ppm 0.5	ME-ICP41 Bi ppm 2	ME-ICP41 Ca % 0.01	ME-ICP41 Cd ppm 0.5	ME-ICP41 Co ppm 1	ME-ICP41 Cr ppm 1	ME-ICP41 Cu ppm 1	ME-ICP41 Fe % 0.01
B6		0.20	<0.005	<0.2	0.83	<2	10	40	<0.5	<2	0.45	<0.5	4	76	8	1.73
CL 44 0E		0.04	<0.005	0.2	1.24	6	<10	90	<0.5	<2	0.09	<0.5	4	18	11	2.07
CL 44 50E		0.02	<0.005	0.2	0.99	10	<10	50	<0.5	2	0.05	<0.5	4	24	12	2.19
CL 44 100E		0.04	0.012	<0.2	0.96	13	<10	70	<0.5	<2	0.05	0.5	4	20	12	2.88
CL 44 150E		0.02	0.032	0.3	1.05	9	<10	60	<0.5	<2	0.04	<0.5	4	17	12	2.31
CL 44 200E		0.04	0.024	0.4	1.20	19	<10	80	<0.5	7	0.08	0.5	10	16	30	2.88
CL 44 250E		0.02	0.052	0.4	0.80	16	<10	50	<0.5	5	0.03	<0.5	6	13	20	2.67
B7		0.20	<0.005	<0.2	0.81	<2	<10	40	<0.5	<2	0.44	<0.5	4	66	9	1.72
CL 44 300E		0.02	0.017	1.4	1.51	39	<10	70	<0.5	7	0.06	<0.5	7	27	27	5.23
CL 44 350E		0.04	0.028	1.2	1.46	18	<10	100	<0.5	5	0.05	<0.5	7	28	27	3.35
CL 44 400E		0.04	0.026	0.2	1.46	20	<10	120	<0.5	2	0.06	0.7	8	32	36	3.76
CL 44 450E		0.06	0.037	0.4	1.20	28	<10	130	<0.5	6	0.09	1.3	7	21	25	2.91
CL 44 500E		0.02	0.039	0.3	0.83	9	<10	80	<0.5	3	0.06	0.8	5	22	18	2.28
CL 44 550E		0.02	0.026	0.2	0.59	4	<10	120	<0.5	<2	0.16	0.7	3	11	12	0.89
B8		0.18	<0.005	<0.2	0.84	<2	<10	40	<0.5	<2	0.46	<0.5	4	92	8	1.74
CL 44 600E		0.02	0.022	<0.2	0.98	10	<10	80	<0.5	2	0.06	0.8	5	28	19	2.83
CL 44 650E		0.02	0.077	0.4	0.97	14	<10	160	<0.5	3	0.13	1.0	5	27	21	2.12
CL 44 700E		0.02	0.041	0.2	1.00	10	<10	130	<0.5	<2	0.19	0.5	6	16	21	2.45
CL 44 750E		0.04	0.109	0.3	1.14	5	<10	120	<0.5	<2	0.16	0.8	6	16	20	1.91
CL 44 800E		0.02	0.018	1.4	0.89	16	<10	260	<0.5	<2	0.82	1.5	3	12	33	1.25
CL 44 850E		0.02	NSS	0.3	0.51	39	<10	40	<0.5	3	0.05	<0.5	2	8	17	0.97
B9		0.20	0.009	<0.2	0.86	<2	<10	40	<0.5	<2	0.47	<0.5	4	66	8	1.74
CL 44 900E		0.08	0.009	0.2	0.71	28	<10	100	<0.5	3	0.21	<0.5	3	12	14	1.29
CL 44 950E		0.02	<0.005	<0.2	0.80	46	<10	90	<0.5	6	0.13	<0.5	4	18	19	2.41
CL 44 1000E		0.02	<0.005	0.5	0.92	9	<10	160	<0.5	3	0.64	0.6	2	8	10	1.64
CL 44 1050E		0.04	0.005	0.2	0.79	4	<10	130	<0.5	2	0.04	<0.5	2	5	4	1.57
CL 44 1100E		0.02	<0.005	<0.2	0.19	2	<10	30	<0.5	<2	0.05	<0.5	1	2	2	0.25
B10		0.18	0.171	<0.2	0.83	<2	<10	40	<0.5	<2	0.49	<0.5	3	86	6	1.78

Comments: NSS is non-sufficient sample.

ALS Chemex
EXCELLENCE IN ANALYTICAL CHEMISTRY
ALS Canada Ltd.
212 Brooksbank Avenue
North Vancouver BC V7J 2C1 Canada
Phone: 604 984 0221 Fax: 604 984 0218

To: EQUITY ENGINEERING LTD.
700-700 W PENDER ST
VANCOUVER BC V6C 1G8

Date : 26-Nov-2003
Account: EIA

Project : RFM03-15

CERTIFICATE OF ANALYSIS VA03030806

Sample Description	Method / Analyte / Units / LOR	ME-ICP41 Ga ppm 10	ME-ICP41 Hg ppm 1	ME-ICP41 K % 0.01	ME-ICP41 La ppm 10	ME-ICP41 Mg % 0.01	ME-ICP41 Mn ppm 5	ME-ICP41 Mo ppm 1	ME-ICP41 Na % 0.01	ME-ICP41 Ni ppm 1	ME-ICP41 P ppm 10	ME-ICP41 Pb ppm 2	ME-ICP41 S % 0.01	ME-ICP41 Sb ppm 2	ME-ICP41 Sc ppm 1	ME-ICP41 Sr ppm 1
B6		<10	<1	0.07	10	0.42	200	2	0.09	8	310	2	<0.01	<2	2	39
CL 44 0E		<10	<1	0.06	20	0.29	156	2	<0.01	12	570	38	0.02	<2	1	8
CL 44 50E		10	<1	0.05	20	0.15	119	2	<0.01	12	460	21	0.02	<2	1	8
CL 44 100E		10	<1	0.06	20	0.19	126	2	<0.01	12	440	20	0.02	<2	1	8
CL 44 150E		10	<1	0.06	20	0.18	143	2	<0.01	10	450	24	0.02	<2	1	7
CL 44 200E		<10	<1	0.07	20	0.30	302	2	<0.01	15	550	54	0.04	<2	1	11
CL 44 250E		<10	<1	0.07	20	0.13	150	2	<0.01	9	600	50	0.04	<2	1	8
B7		<10	<1	0.07	<10	0.27	196	2	0.08	8	310	2	<0.01	<2	2	37
CL 44 300E		10	<1	0.08	20	0.34	322	3	<0.01	16	940	48	0.03	<2	2	9
CL 44 350E		<10	<1	0.08	20	0.39	234	2	<0.01	18	440	48	0.04	<2	2	12
CL 44 400E		<10	<1	0.08	20	0.54	282	2	<0.01	24	640	46	0.03	<2	2	12
CL 44 450E		<10	<1	0.08	20	0.35	272	3	<0.01	16	420	62	0.03	<2	1	13
CL 44 500E		10	<1	0.07	10	0.18	146	2	0.01	14	480	23	0.02	<2	1	10
CL 44 550E		10	<1	0.06	10	0.07	84	1	0.01	6	240	10	0.02	<2	<1	14
B8		<10	<1	0.08	<10	0.27	202	1	0.09	8	310	2	<0.01	<2	2	40
CL 44 600E		10	<1	0.08	10	0.27	156	2	<0.01	19	420	24	0.02	<2	1	9
CL 44 650E		<10	<1	0.09	10	0.26	142	3	<0.01	17	280	86	0.02	<2	1	13
CL 44 700E		<10	<1	0.09	20	0.30	279	3	0.01	13	370	40	0.08	<2	1	21
CL 44 750E		<10	<1	0.07	20	0.34	301	2	0.01	12	420	29	0.03	<2	1	17
CL 44 800E		<10	<1	0.05	20	0.19	251	4	0.02	10	640	28	0.05	<2	1	38
CL 44 850E		<10	<1	0.03	10	0.09	55	6	0.01	5	390	47	0.02	<2	<1	6
B9		<10	<1	0.07	10	0.29	203	2	0.09	8	330	2	<0.01	<2	2	40
CL 44 900E		<10	<1	0.03	10	0.24	130	6	0.01	8	230	19	0.01	<2	1	13
CL 44 950E		10	<1	0.05	10	0.16	117	7	<0.01	11	320	22	0.02	<2	1	11
CL 44 1000E		<10	<1	0.05	40	0.08	190	7	0.01	4	440	16	0.03	<2	1	28
CL 44 1050E		<10	<1	0.03	20	0.11	189	4	0.01	2	140	13	0.01	<2	1	5
CL 44 1100E		<10	<1	0.02	<10	0.01	21	1	0.02	1	150	5	0.01	<2	<1	4
B10		<10	<1	0.08	<10	0.28	205	1	0.09	7	290	2	<0.01	<2	2	39

Comments: NSS is non-sufficient sample.

ALS Chemex
EXCELLENCE IN ANALYTICAL CHEMISTRY
ALS Canada Ltd.
212 Brooksbank Avenue
North Vancouver BC V7J 2C1 Canada
Phone: 604 984 0221 Fax: 604 984 0218

To: EQUITY ENGINEERING LTD.
700-700 W PENDER ST
VANCOUVER BC V6C 1G8

Date : 26-Nov-2003
Account: EIA

Project : RFM03-15

CERTIFICATE OF ANALYSIS VA03030806

Sample Description	Method / Analyte / Units / LOR	ME-ICP41 Tl % 0.01	ME-ICP41 Ti ppm 10	ME-ICP41 U ppm 10	ME-ICP41 V ppm 1	ME-ICP41 W ppm 10	ME-ICP41 Zn ppm 2
B6		0.08	<10	<10	53	<10	19
CL 44 0E		0.02	<10	<10	25	<10	86
CL 44 50E		0.05	<10	<10	61	<10	40
CL 44 100E		0.07	<10	<10	63	<10	48
CL 44 150E		0.04	<10	<10	48	<10	46
CL 44 200E		0.02	<10	<10	22	<10	111
CL 44 250E		0.02	<10	<10	35	<10	71
B7		0.08	<10	<10	53	<10	20
CL 44 300E		0.05	<10	<10	49	<10	104
CL 44 350E		0.03	<10	<10	37	<10	129
CL 44 400E		0.05	<10	<10	40	<10	152
CL 44 450E		0.03	<10	<10	32	<10	288
CL 44 500E		0.07	<10	<10	50	<10	67
CL 44 550E		0.03	<10	<10	25	<10	38
B8		0.08	<10	<10	52	<10	19
CL 44 600E		0.08	<10	<10	46	<10	94
CL 44 650E		0.05	<10	<10	32	<10	83
CL 44 700E		0.02	<10	<10	24	<10	110
CL 44 750E		0.03	<10	<10	27	<10	144
CL 44 800E		0.02	<10	<10	15	<10	120
CL 44 850E		0.01	<10	<10	15	<10	34
B9		0.08	<10	<10	54	<10	19
CL 44 900E		0.02	<10	<10	14	<10	57
CL 44 950E		0.06	<10	<10	46	<10	50
CL 44 1000E		0.01	<10	<10	17	<10	31
CL 44 1050E		0.01	<10	<10	10	<10	26
CL 44 1100E		0.01	<10	<10	6	<10	14
B10		0.08	<10	<10	53	<10	19

Comments: NSS is non-sufficient sample.

ALS Chemex
EXCELLENCE IN ANALYTICAL CHEMISTRY
ALS Canada Ltd.
212 Brooksbank Avenue
North Vancouver BC V7J 2C1 Canada
Phone: 604 984 0221 Fax: 604 984 0218

To: **EQUITY ENGINEERING LTD.**
700-700 W PENDER ST
VANCOUVER BC V6C 1G8

Date : 26-Nov-2003
Account: EIA

CERTIFICATE VA03037313

Project : RFM03-15
P.O. No:
This report is for 7 ROCK samples submitted to our lab in Vancouver, BC, Canada on 23-Sep-2003.
The following have access to data associated with this certificate:

HENRY AWMACK	SCOTT HEFFERNAN	MURRAY JONES

SAMPLE PREPARATION

ALS CODE	DESCRIPTION
WEI-21	Received Sample Weight
CRU-31	Fine crushing - 70% <2mm
LOG-22	Sample login - Rcd w/o BarCode
PUL-31	Pulverize split to 85% <75 um
SPL-21	Split sample - riffle splitter

ANALYTICAL PROCEDURES

ALS CODE	DESCRIPTION	INSTRUMENT
Au-AA23	Au 30g FA-AA finish	AAS
ME-ICP41	34 Element Aqua Regia ICP-AES	ICP-AES

To: **EQUITY ENGINEERING LTD.**
ATTN: SCOTT HEFFERNAN
700-700 W PENDER ST
VANCOUVER BC V6C 1G8

This is the Final Report and supersedes any preliminary report with this certificate number. Results apply to samples as submitted. All pages of this report have been checked and approved for release.

Signature:

ALS Chemex
EXCELLENCE IN ANALYTICAL CHEMISTRY
ALS Canada Ltd.
212 Brooksbank Avenue
North Vancouver BC V7J 2C1 Canada
Phone: 604 984 0221 Fax: 604 984 0218

To: EQUITY ENGINEERING LTD.
700-700 W PENDER ST
VANCOUVER BC V6C 1G8

Date : 26-Nov-2003
Account: EIA

Project : RFM03-15

CERTIFICATE OF ANALYSIS VA03037313

Sample Description	Method / Analyte / Units / LOR	WEI-21 Recvd Wt kg 0.02	Au-AA23 Au ppm 0.005	ME-ICP41 Ag ppm 0.2	ME-ICP41 Al % 0.01	ME-ICP41 As ppm 2	ME-ICP41 B ppm 10	ME-ICP41 Ba ppm 10	ME-ICP41 Be ppm 0.5	ME-ICP41 Bi ppm 2	ME-ICP41 Ca % 0.01	ME-ICP41 Cd ppm 0.5	ME-ICP41 Co ppm 1	ME-ICP41 Cr ppm 1	ME-ICP41 Cu ppm 1	ME-ICP41 Fe % 0.01
M275987		0.82	<0.005	0.5	0.58	38	<10	200	<0.5	<2	0.23	0.9	4	69	27	1.69
M275988		0.96	<0.005	1.1	0.72	11	<10	40	<0.5	3	0.89	<0.5	8	108	10	1.09
M275989		0.80	0.012	0.2	0.65	10	<10	160	0.5	2	1.54	0.5	14	40	69	2.28
M275990		1.24	0.020	0.5	0.61	6	<10	130	<0.5	3	0.38	<0.5	4	64	20	1.30
M275991		0.98	<0.005	0.2	0.47	3	<10	10	<0.5	<2	0.54	<0.5	8	100	37	1.39
M275992		0.98	<0.005	<0.2	1.12	8	<10	10	<0.5	<2	0.07	<0.5	6	134	18	2.02
M275993		1.06	<0.005	<0.2	1.66	<2	<10	110	<0.5	<2	0.86	<0.5	34	139	65	3.38

ALS Chemex
EXCELLENCE IN ANALYTICAL CHEMISTRY
ALS Canada Ltd.
212 Brooksbank Avenue
North Vancouver BC V7J 2C1 Canada
Phone: 604 984 0221 Fax: 604 984 0218

To: EQUITY ENGINEERING LTD.
700-700 W PENDER ST
VANCOUVER BC V6C 1G8

Date : 26-Nov-2003
Account: EIA

Project : RFM03-15

CERTIFICATE OF ANALYSIS VA03037313

Sample Description	Method / Analyte / Units / LOR	ME-ICP41 Ga ppm 10	ME-ICP41 Hg ppm 1	ME-ICP41 K % 0.01	ME-ICP41 La ppm 10	ME-ICP41 Mg % 0.01	ME-ICP41 Mn ppm 5	ME-ICP41 Mo ppm 1	ME-ICP41 Na % 0.01	ME-ICP41 Ni ppm 1	ME-ICP41 P ppm 10	ME-ICP41 Pb ppm 2	ME-ICP41 S % 0.01	ME-ICP41 Sb ppm 2	ME-ICP41 Sc ppm 1	ME-ICP41 Sr ppm 1
M275987		<10	<1	0.39	10	0.15	92	1	0.03	1	390	71	0.22	<2	3	27
M275988		<10	<1	0.11	<10	0.31	322	1	0.02	6	50	95	0.01	<2	3	92
M275989		<10	<1	0.38	10	0.06	347	3	0.05	5	970	11	0.03	<2	6	70
M275990		<10	<1	0.27	20	0.16	81	2	0.04	1	680	20	0.17	<2	4	54
M275991		<10	<1	0.03	10	0.19	155	<1	0.08	15	150	8	0.48	<2	1	32
M275992		<10	<1	0.04	10	0.60	211	1	0.04	9	390	12	0.02	<2	1	9
M275993		10	<1	0.61	10	1.49	252	1	0.09	173	2500	3	1.22	<2	1	106

ALS Chemex
EXCELLENCE IN ANALYTICAL CHEMISTRY
ALS Canada Ltd.
212 Brooksbank Avenue
North Vancouver BC V7J 2C1 Canada
Phone: 604 984 0221 Fax: 604 984 0218

To: EQUITY ENGINEERING LTD.
700-700 W PENDER ST
VANCOUVER BC V6C 1G8

Date : 26-Nov-2003
Account: EIA

Project : RFM03-15

CERTIFICATE OF ANALYSIS VA03037313

Sample Description	Method / Analyte / Units / LOR	ME-ICP41 Tl % 0.01	ME-ICP41 Tl ppm 10	ME-ICP41 U ppm 10	ME-ICP41 V ppm 1	ME-ICP41 W ppm 10	ME-ICP41 Zn ppm 2
M275987		0.11	<10	<10	14	<10	90
M275988		0.08	<10	<10	22	<10	28
M275989		0.33	<10	<10	24	<10	17
M275990		0.17	<10	<10	21	<10	12
M275991		0.04	<10	<10	9	<10	17
M275992		<0.01	<10	<10	12	<10	58
M275993		0.21	<10	<10	53	<10	30

ALS Chemex
EXCELLENCE IN ANALYTICAL CHEMISTRY
ALS Canada Ltd.
212 Brooksbank Avenue
North Vancouver BC V7J 2C1 Canada
Phone: 604 984 0221 Fax: 604 984 0218

To: **EQUITY ENGINEERING LTD.**
700-700 W PENDER ST
VANCOUVER BC V6C 1G8

Date : 26-Nov-2003
Account: EIA

CERTIFICATE VA03037314

Project : RFM03-15
P.O. No:
This report is for 20 SOIL samples submitted to our lab in Vancouver, BC, Canada on 23-Sep-2003.
The following have access to data associated with this certificate:

HENRY AWMACK	SCOTT HEFFERNAN	MURRAY JONES

SAMPLE PREPARATION

ALS CODE	DESCRIPTION
WEI-21	Received Sample Weight
LOG-22	Sample login - Rcd w/o BarCode
SCR-42	Screen to -180 um, discard plu

ANALYTICAL PROCEDURES

ALS CODE	DESCRIPTION	INSTRUMENT
Au-AA23	Au 30g FA-AA finish	AAS
ME-ICP41	34 Element Aqua Regia ICP-AES	ICP-AES

To: **EQUITY ENGINEERING LTD.**
ATTN: SCOTT HEFFERNAN
700-700 W PENDER ST
VANCOUVER BC V6C 1G8

This is the Final Report and supersedes any preliminary report with this certificate number. Results apply to samples as submitted. All pages of this report have been checked and approved for release.

Signature:

ALS Chemex
EXCELLENCE IN ANALYTICAL CHEMISTRY
ALS Canada Ltd.
212 Brooksbank Avenue
North Vancouver BC V7J 2C1 Canada
Phone: 604 984 0221 Fax: 604 984 0218

To: EQUITY ENGINEERING LTD.
700-700 W PENDER ST
VANCOUVER BC V6C 1G8

Date : 26-Nov-2003
Account: EIA

Project : RFM03-15

CERTIFICATE OF ANALYSIS VA03037314

Sample Description	Method / Analyte / Units / LOR	WEI-21 Recvd Wt kg 0.02	Au-AA23 Au ppm 0.005	ME-ICP41 Ag ppm 0.2	ME-ICP41 Al % 0.01	ME-ICP41 As ppm 2	ME-ICP41 B ppm 10	ME-ICP41 Ba ppm 10	ME-ICP41 Be ppm 0.5	ME-ICP41 Bi ppm 2	ME-ICP41 Ca % 0.01	ME-ICP41 Cd ppm 0.5	ME-ICP41 Co ppm 1	ME-ICP41 Cr ppm 1	ME-ICP41 Cu ppm 1	ME-ICP41 Fe % 0.01
L1000N 9400E		0.34	0.005	0.5	0.96	43	<10	120	<0.5	42	0.10	0.5	11	14	29	2.18
L1000N 9450E		0.24	<0.005	0.2	0.62	17	<10	60	<0.5	8	0.04	<0.5	3	7	10	1.27
L1000N 9500E		0.32	<0.005	1.6	0.93	63	<10	560	<0.5	21	0.10	0.6	9	12	31	1.89
L1000N 9550E		0.40	0.007	1.5	0.85	60	<10	410	<0.5	14	0.09	0.7	7	12	30	1.79
L1000N 9600E		0.42	0.015	0.3	0.96	85	<10	130	<0.5	2	0.08	<0.5	8	19	25	2.33
L1000N 9650E		0.34	<0.005	0.9	1.12	117	<10	180	<0.5	2	0.07	0.8	7	22	22	2.49
L1000N 9700E		0.32	0.008	0.3	0.91	127	<10	80	<0.5	2	0.04	0.5	3	14	19	1.78
L1000N 9750E		0.40	<0.005	0.8	0.85	86	<10	140	<0.5	5	0.04	<0.5	3	9	34	2.12
L1000N 9800E		0.38	<0.005	0.9	0.86	52	<10	60	<0.5	4	0.02	<0.5	2	10	12	1.62
L1000N 9850E		0.32	<0.005	0.6	0.89	19	<10	40	<0.5	3	0.02	<0.5	1	5	4	0.81
L1000N 9900E		0.42	<0.005	0.8	1.04	17	<10	110	<0.5	5	0.04	<0.5	5	10	27	1.76
L1000N 9950E		0.30	<0.005	0.5	0.68	8	<10	70	<0.5	3	0.02	<0.5	1	4	8	0.80
L10200N 9300E		0.34	0.020	5.1	2.21	108	<10	280	0.5	66	0.08	1.0	12	19	60	3.96
L10200N 9350E		0.38	0.005	1.3	0.75	23	<10	110	<0.5	21	0.07	0.6	5	7	21	1.22
L10200N 9400E		0.38	<0.005	0.9	0.99	34	<10	140	<0.5	46	0.07	0.6	7	12	25	1.93
L10200N 9450E		0.32	<0.005	0.7	0.89	26	<10	120	<0.5	24	0.10	0.5	7	12	19	1.57
L10400N 9300E		0.22	<0.005	0.7	1.12	12	<10	150	<0.5	9	0.06	<0.5	3	8	13	1.67
L10400N 9350E		0.34	0.005	0.5	0.79	13	<10	240	<0.5	14	0.06	0.5	3	7	10	1.19
L10400N 9400E		0.36	0.005	0.3	0.99	20	<10	240	<0.5	12	0.07	0.5	4	10	16	2.05
L10400N 9450E		0.36	0.009	0.3	1.01	20	<10	120	<0.5	14	0.10	0.5	7	14	18	2.05

ALS Chemex
EXCELLENCE IN ANALYTICAL CHEMISTRY
ALS Canada Ltd.
212 Brooksbank Avenue
North Vancouver BC V7J 2C1 Canada
Phone: 604 984 0221 Fax: 604 984 0218

To: EQUITY ENGINEERING LTD.
700-700 W PENDER ST
VANCOUVER BC V6C 1G8

Date : 26-Nov-2003
Account: EIA

Project : RFM03-15

CERTIFICATE OF ANALYSIS VA03037314

Sample Description	Method / Analyte / Units / LOR	ME-ICP41 Ga ppm 10	ME-ICP41 Hg ppm 1	ME-ICP41 K % 0.01	ME-ICP41 La ppm 10	ME-ICP41 Mg % 0.01	ME-ICP41 Mn ppm 5	ME-ICP41 Mo ppm 1	ME-ICP41 Na % 0.01	ME-ICP41 Ni ppm 1	ME-ICP41 P ppm 10	ME-ICP41 Pb ppm 2	ME-ICP41 S % 0.01	ME-ICP41 Sb ppm 2	ME-ICP41 Sc ppm 1	ME-ICP41 Sr ppm 1
L1000N 9400E		<10	<1	0.11	30	0.23	190	1	0.01	13	520	43	0.03	<2	1	22
L1000N 9450E		<10	<1	0.05	10	0.09	77	<1	0.01	5	350	22	0.03	<2	<1	7
L1000N 9500E		<10	<1	0.09	30	0.20	266	1	0.01	11	700	271	0.04	<2	1	16
L1000N 9550E		<10	<1	0.11	20	0.18	204	1	0.01	10	610	88	0.04	<2	1	14
L1000N 9600E		<10	<1	0.13	30	0.27	210	1	0.01	15	460	58	0.08	<2	2	22
L1000N 9650E		<10	<1	0.15	30	0.31	227	1	0.01	15	470	126	0.07	<2	2	20
L1000N 9700E		<10	<1	0.07	20	0.14	114	2	<0.01	10	230	50	0.02	<2	1	6
L1000N 9750E		<10	<1	0.13	30	0.12	204	2	0.01	7	400	336	0.13	<2	1	10
L1000N 9800E		<10	<1	0.07	10	0.09	76	1	<0.01	8	240	54	0.02	<2	1	5
L1000N 9850E		<10	<1	0.03	10	0.06	43	<1	<0.01	4	210	24	0.01	<2	1	3
L1000N 9900E		<10	<1	0.10	20	0.20	380	1	<0.01	9	240	144	0.02	<2	2	6
L1000N 9950E		<10	<1	0.07	10	0.05	51	1	<0.01	2	330	22	0.02	<2	<1	5
L10200N 9300E		10	<1	0.18	70	0.26	1015	3	0.01	21	1080	217	0.07	<2	2	15
L10200N 9350E		<10	<1	0.11	30	0.12	366	<1	<0.01	8	400	114	0.02	<2	1	7
L10200N 9400E		<10	<1	0.09	30	0.19	313	1	<0.01	11	480	80	0.03	<2	1	9
L10200N 9450E		<10	<1	0.12	30	0.19	347	1	<0.01	11	460	57	0.01	<2	1	9
L10400N 9300E		<10	<1	0.14	10	0.19	234	<1	0.01	5	750	28	0.06	<2	<1	9
L10400N 9350E		<10	<1	0.11	10	0.10	120	<1	0.01	5	610	33	0.05	<2	<1	8
L10400N 9400E		<10	<1	0.19	20	0.17	267	<1	<0.01	7	520	43	0.04	<2	<1	11
L10400N 9450E		<10	<1	0.14	20	0.26	313	<1	<0.01	11	410	39	0.02	<2	1	11

ALS Chemex
EXCELLENCE IN ANALYTICAL CHEMISTRY
ALS Canada Ltd.
212 Brooksbank Avenue
North Vancouver BC V7J 2C1 Canada
Phone: 604 984 0221 Fax: 604 984 0218

To: EQUITY ENGINEERING LTD.
700-700 W PENDER ST
VANCOUVER BC V6C 1G8

Date : 26-Nov-2003
Account: EIA

Project : RFM03-15

CERTIFICATE OF ANALYSIS VA03037314

Sample Description	Method / Analyte / Units / LOR	ME-ICP41 Tl % 0.01	ME-ICP41 Tl ppm 10	ME-ICP41 U ppm 10	ME-ICP41 V ppm 1	ME-ICP41 W ppm 10	ME-ICP41 Zn ppm 2
L1000N 9400E		0.03	<10	<10	21	<10	98
L1000N 9450E		0.02	<10	<10	25	<10	47
L1000N 9500E		0.02	<10	<10	21	<10	248
L1000N 9550E		0.02	<10	<10	18	<10	190
L1000N 9600E		0.04	<10	<10	20	<10	81
L1000N 9650E		0.04	<10	<10	23	<10	234
L1000N 9700E		0.02	<10	<10	22	<10	126
L1000N 9750E		0.02	<10	<10	19	<10	132
L1000N 9800E		0.02	<10	<10	21	<10	90
L1000N 9850E		0.01	<10	<10	14	<10	40
L1000N 9900E		0.02	<10	<10	17	<10	134
L1000N 9950E		0.01	<10	<10	14	<10	29
L10200N 9300E		0.02	<10	<10	30	<10	256
L10200N 9350E		0.01	<10	<10	11	<10	273
L10200N 9400E		0.02	<10	<10	19	<10	130
L10200N 9450E		0.03	<10	<10	17	<10	121
L10400N 9300E		0.02	<10	<10	20	<10	57
L10400N 9350E		0.01	<10	<10	15	<10	44
L10400N 9400E		0.03	<10	<10	25	<10	74
L10400N 9450E		0.04	<10	<10	20	<10	81

APPENDIX D

GEOLOGIST'S CERTIFICATE

I, R. Scott Heffernan, of 104 – 2280 West 6th Avenue, Vancouver, in the Province of British Columbia, DO HEREBY CERTIFY:

1. THAT I am a Consulting Geologist with offices at Suite 700, 700 West Pender Street, Vancouver, British Columbia.

2. THAT I am a graduate of the University of Alberta with a Bachelor of Science degree in Geology in 1999, and am currently a graduand of the University of British Columbia, enrolled in a Master of Science degree in Geology.

3. THAT I am a Geoscientist in Training registered in good standing with the Association of Professional Engineers and Geoscientists of the Province of Alberta (#20063).

4. THAT this report is based on fieldwork carried out by me or under my direction during June and September 2003 and on publicly available reports

DATED at Vancouver, British Columbia, this 12th day of MARCH, 2004.

R. Scott Heffernan, M.Sc. Graduand, Geol.I.T.
Equity Engineering Ltd.

APPENDIX E

LIST OF PERSONNEL AND CONTRACTORS

Personnel and Contractors

The following personnel were involved in the first phase of the 2003 field program on the Simpson property between June 17th and June 21st, 2003:

Name	Position	Address
Scott Heffernan	Project Geologist	700-700 W. Pender St., Vancouver, B.C., V6C 1G8
Frank Gish	Senior Sampler	700-700 W. Pender St., Vancouver, B.C., V6C 1G8
Tom Bell	Prospector	Site M, Box 33, Hazelton, B.C., V0J 1Y0
Dorothy Miller	Clerical	700-700 W. Pender St., Vancouver, B.C., V6C 1G8

The following personnel were involved in the second phase of the 2003 field program on the Simpson property on September 12th, 2003:

Name	Position	Address
Mark Baknes	Geologist	700-700 W. Pender St., Vancouver, B.C., V6C 1G8
Stewart Harris	Geologist	700-700 W. Pender St., Vancouver, B.C., V6C 1G8
Dorothy Miller	Clerical	700-700 W. Pender St., Vancouver, B.C., V6C 1G8

The following is a list of contractors and suppliers involved in the program:

Contractor	Address	Service/Work
Twilite Service Ltd.	P.O. Box 250, Watson Lake, Yukon Territory, Y0A 1C0	Expediting
Trans North Turbo Air	P.O. Box 290, Watson Lake, Yukon Territory, Y0A 1C0	Charter helicopter service
Watson Lake Foods Ltd.	Watson Lake, Yukon Territory	Groceries
Infosat Telecommunications	151 Esplanade, North Vancouver, British Columbia, V7M 3H9	Satellite phone
ALS Chemex Laboratories	212 Brooksbank Avenue, North Vancouver, British Columbia, V7J 2C1	Geochemical analyses
Greyhound Courier Express	Watson Lake, Yukon Territory	Freight

APPENDIX F

STATEMENT OF EXPENDITURES

STATEMENT OF EXPENDITURES
SIMPSON PROPERTY
SIM Claims
June 17-21, 2003 and September 12, 2003

CANADA) In the matter of a geological and geochemical program on the Simpson Property

I, R. Scott Heffernan, of Equity Engineering Ltd., 700, 700 West Pender Street, Vancouver, B.C. do solemnly declare that a program consisting of geological mapping, rock and soil sampling was carried out on the Simpson Mineral Claim between June 17th and June 21st, 2003 and on September 12th, 2003. The following expenses were incurred during the course of this work and in the compilation and reporting of the results:

---

see table on following page

And I make this solemn declaration conscientiously believing it to be true and knowing that it is of the same force and effect as if made under oath and by virtue of the Canada Evidence Act.

Declared this 12th day of March, 2004 at Vancouver in the Province of British Columbia.

R. Scott Heffernan, M.Sc. Graduand, Geol.I.T.
Project Geologist
Equity Engineering Ltd.

EQUITY ENGINEERING LTD.
Project: RFM03-15
Date: 11-Dec-03

	UNITS	RATE	SUBTOTAL	TOTAL
WAGES:				
Project Geologist (Scott H)	11.01	$ 460	$ 5,064.60	
Geologist (Stew H)	1	460	460.00	
Prospector (Tom B)	4	300	1,200.00	
Senior Sampler (Frank G)	4	275	1,100.00	
Clerical	0.5	25	12.50	
				7,837.10
RENTALS (EQUITY AND NON EQUITY)				
Camp (mandays)	12	$ 25.00	$ 300.00	
Chainsaw	4	15.00	60.00	
Generator (1kvA)	3	10.00	30.00	
Truck (standby)	3	30.00	90.00	
Truck (Equity)	1	80.00	80.00	
Pentium Notebook	4	15.00	60.00	
Truck (non-Equity)	2		190.30	
				810.30
SUBCONTRACTS				
Helicopter Charter			6,248.33	
				6,248.33
ANALYSES				
Soils	398	$16.11	$6,411.98	
Rock Geochem	7	18.69	130.80	
				6,542.78
EXPENSES				
Accomodation			$ 27.25	
Airfare			335.39	
Camp Food			669.80	
Expediting			130.00	
Freight			237.50	
Maps & Publications			177.96	
Meals			28.22	
Printing & Repro			6.60	
Drafting			350.00	
Plot charges			41.20	
Long Distance			79.34	
Field Consumables			18.01	
				$ 2,101.27
ESTIMATED POST-FIELD EXPENSES				
Report			$ -	
Assessment filing (Gov't fees)			0	
				0
SUBTOTAL				23539.78
PROJECT SUPERVISION				
12% on expenditures up to $100,000			$ 2,824.77	
				2824.77
GRAND TOTAL				$ 26,364.55

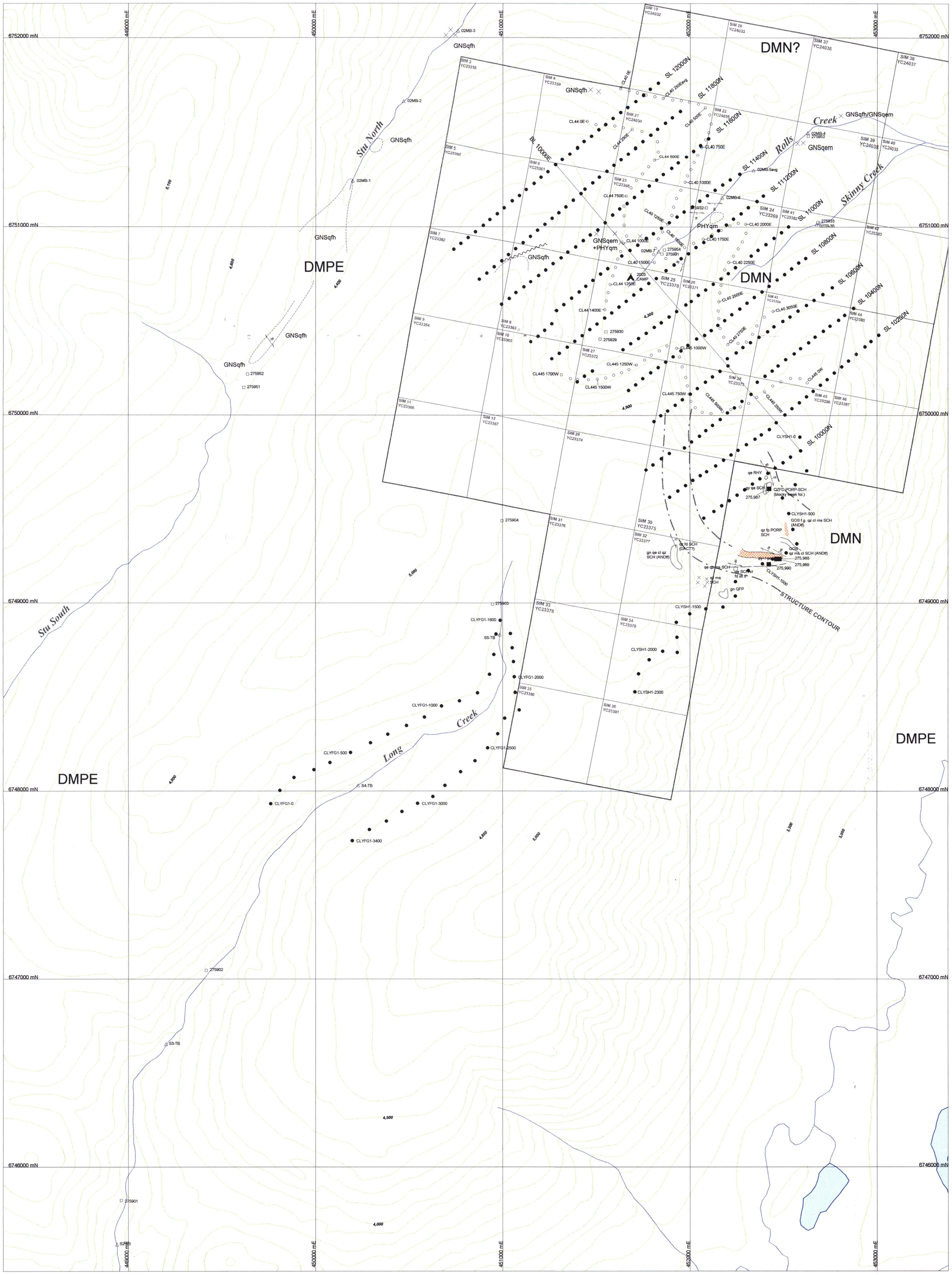

LEGEND

REGIONAL UNITS

DMPE **Devonian-Mississippian (Pelly Gneiss)**
Massive resistant, medium grey weathering, blocky dark green, metamorphosed hornblende quartz diorite and/or granitic gneiss

DMN **Devonian-Mississippian (Nasina)**
Quartzite, micaceous quartzite, quartz-muscovite-chlorite-feldspar augen schist, minor meta-conglomerate, meta-grit, may include significant proportion of Klondike Schist

PROPERTY LITHOLOGIES

GNS	gneiss
SCH	schist
PHY	phyllite
PORP	porphyry
RHY	rhyolite (interpreted protolith)
AND	andesite (interpreted protolith)

MODIFIERS and ABBREVIATIONS

cl	chlorite
fd	feldspar
gn	green
gy	grey
qfh	quartz feldspar hornblende
qe	quartz-eye
qem	quartz-eye muscovite
ms	muscovite
tf	tuff
xtl	crystal

SYMBOLS

bedding
foliation
joints
contact: inferred, approximate
structure contour
outcrop; float
fault, defined, inferred
gossan
camp location

2002 SAMPLING
SILT
ROCK
SOIL

2003 SAMPLING
ROCK
SOIL

094444

inches 0 1 2
centimetres 0 1 2 3 4 5

YUKON GEOLOGICAL SURVEY

This reference scale bar has been added to the original image. It will scale at the same rate as the image, therefore it can be used as a reference for the original size.

0 100 200 300 500
metres

RIMFIRE MINERALS CORPORATION

SIMPSON PROPERTY

Property Geology and Sample Locations

EQUITY	Date: January, 2004	Scale: 1:10,000	Figure: 4
	U.T.M. Zone: UTM9 - NAD83	Mining District: WATSON LAKE	
	N.T.S.: 105A/13	State/Province: YUKON	

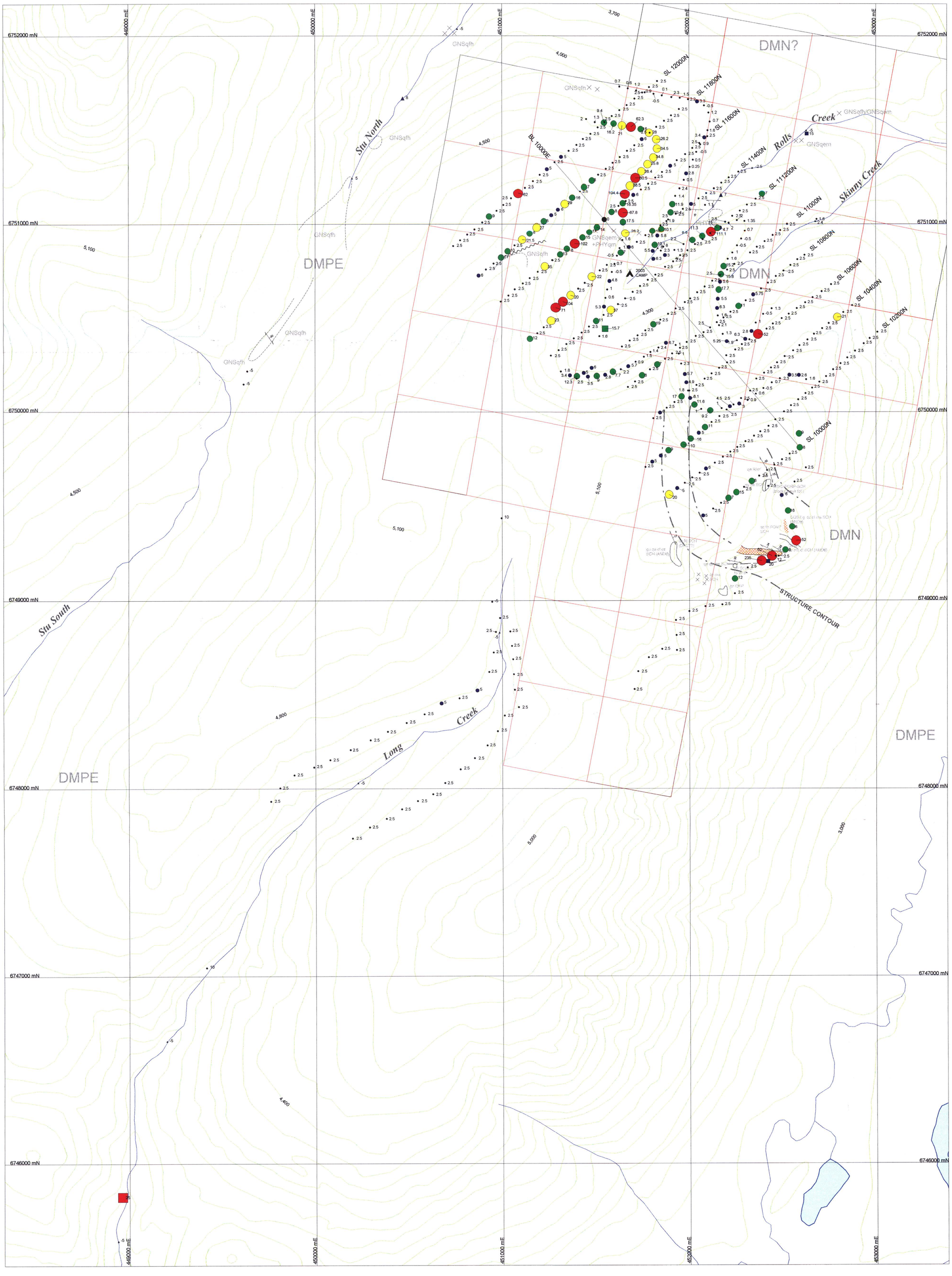

inches

0 1 2

0 1 2 3 4 5

centimetres

YUKON GEOLOGICAL SURVEY

This reference scale bar has been added to the original image. It will scale at the same rate as the image, therefore it can be used as a reference for the original size.

Au (ppb) in silts

- > 11.6
- 10.9 to 11.6
- 10 to 10.9
- 6.4 to 10
- < 6.4

Au (ppb) in outcrop

- > 328
- 114 to 328
- 21 to 114
- 15 to 21
- < 15

Au (ppb) in soils

- > 52
- 20 to 52
- 7 to 20
- 2.6 to 7
- < 2.6

0 100 200 300 500

metres

RIMFIRE MINERALS CORPORATION

SIMPSON PROPERTY

Au (ppb) Geochemistry in Rocks, Silts and Soils

Date: January 2004		Scale: 1:10,000	Figure: 6
U.T.M. Zone: UTM9 - NAD83		Mining District: WATSON LAKE	
N.T.S.: 105A/13		State/Province: YUKON	

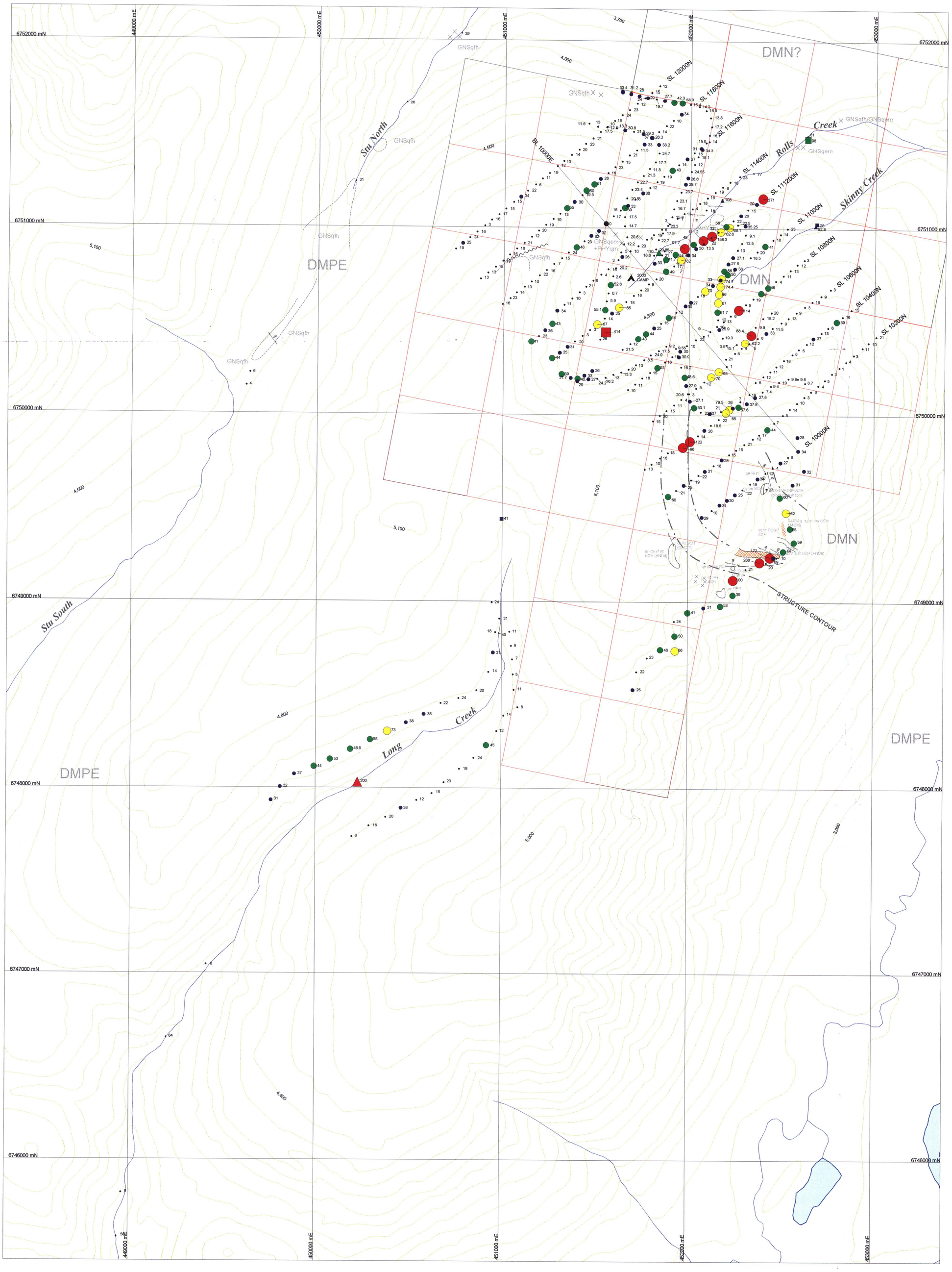



Cu (ppm) in silts

- > 178.4
- 146 to 178.4
- 108.4 to 146
- 87.5 to 108.4
- < 87.5

Cu (ppm) in outcrop

- > 298
- 125 to 298
- 98 to 125
- 28 to 98
- < 28

Cu (ppm) in soils

- > 87
- 62 to 87
- 39 to 62
- 25 to 39
- < 25

0 100 200 300 500
metres

RIMFIRE MINERALS CORPORATION

SIMPSON PROPERTY

Cu (ppm) Geochemistry in Rocks, Silts and Soils

EQUITY	Date: January 2004	Scale: 1:10,000	Figure: 7
	U.T.M. Zone: UTM9 - NAD83	Mining District: WATSON LAKE	
	N.T.S.: 105A/13	State/Province: YUKON	

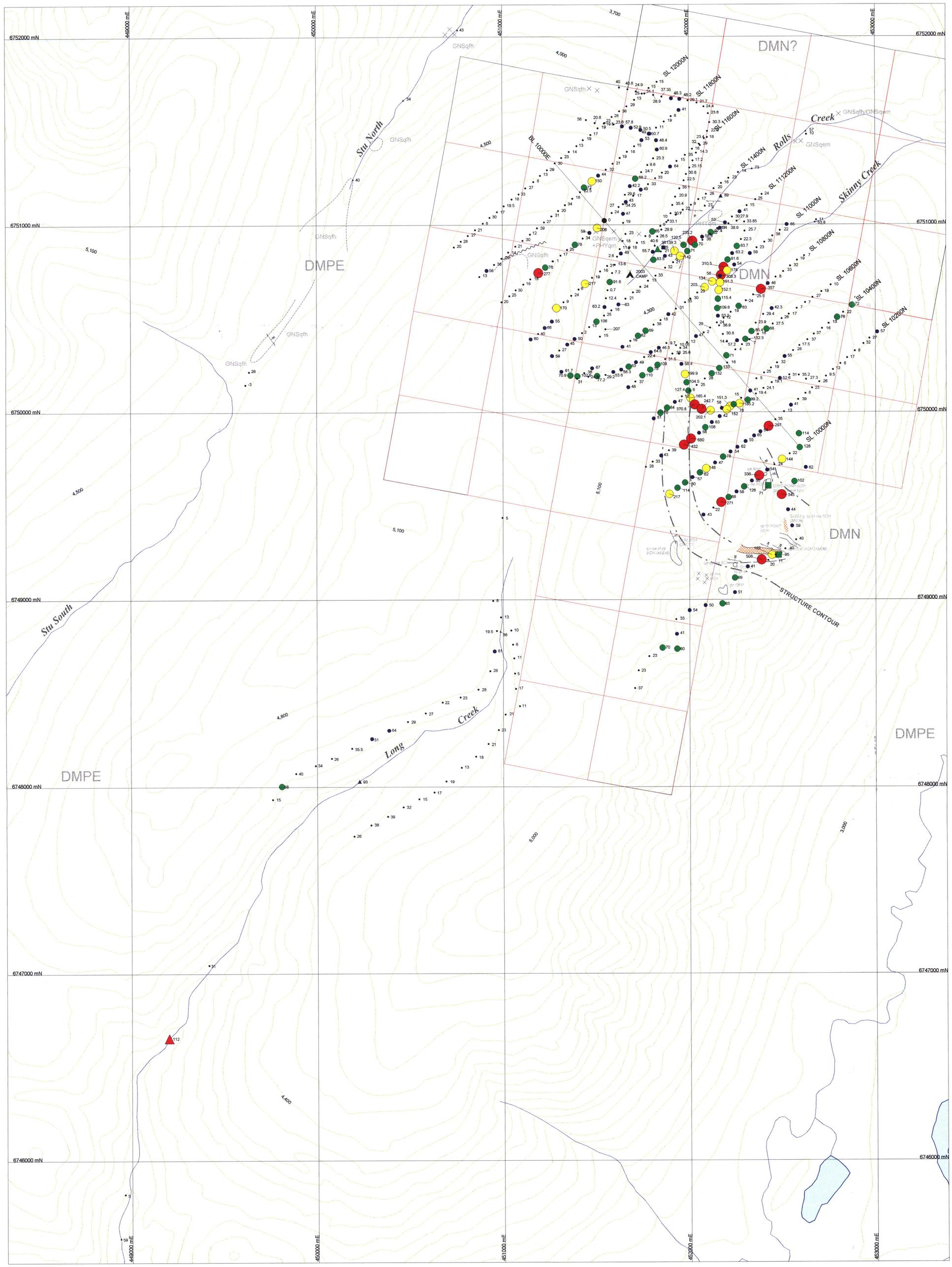

inches

0 1 2

0 1 2 3 4 5

centimetres

YUKON GEOLOGICAL SURVEY

This reference scale bar has been added to the original image. It will scale at the same rate as the image, therefore it can be used as a reference for the original size.

Pb (ppm) in silts

- > 110.3
- 107.8 to 110.3
- 95.4 to 107.8
- 87.2 to 95.4
- < 87.2

Pb (ppm) in outcrop

- > 171
- 117 to 171
- 58 to 117
- 30 to 58
- < 30

Pb (ppm) in soils

- > 225
- 134 to 225
- 68 to 134
- 41 to 68
- < 41

0 100 200 300 500

metres

RIMFIRE MINERALS CORPORATION

SIMPSON PROPERTY

Pb (ppm) Geochemistry in Rocks, Silts and Soils

EQUITY	Date: January 2004	Scale: 1:10,000	Figure: 8
	U.T.M. Zone: UTM9 - NAD83	Mining District: WATSON LAKE	
	N.T.S.: 105A/13	State/Province: YUKON	

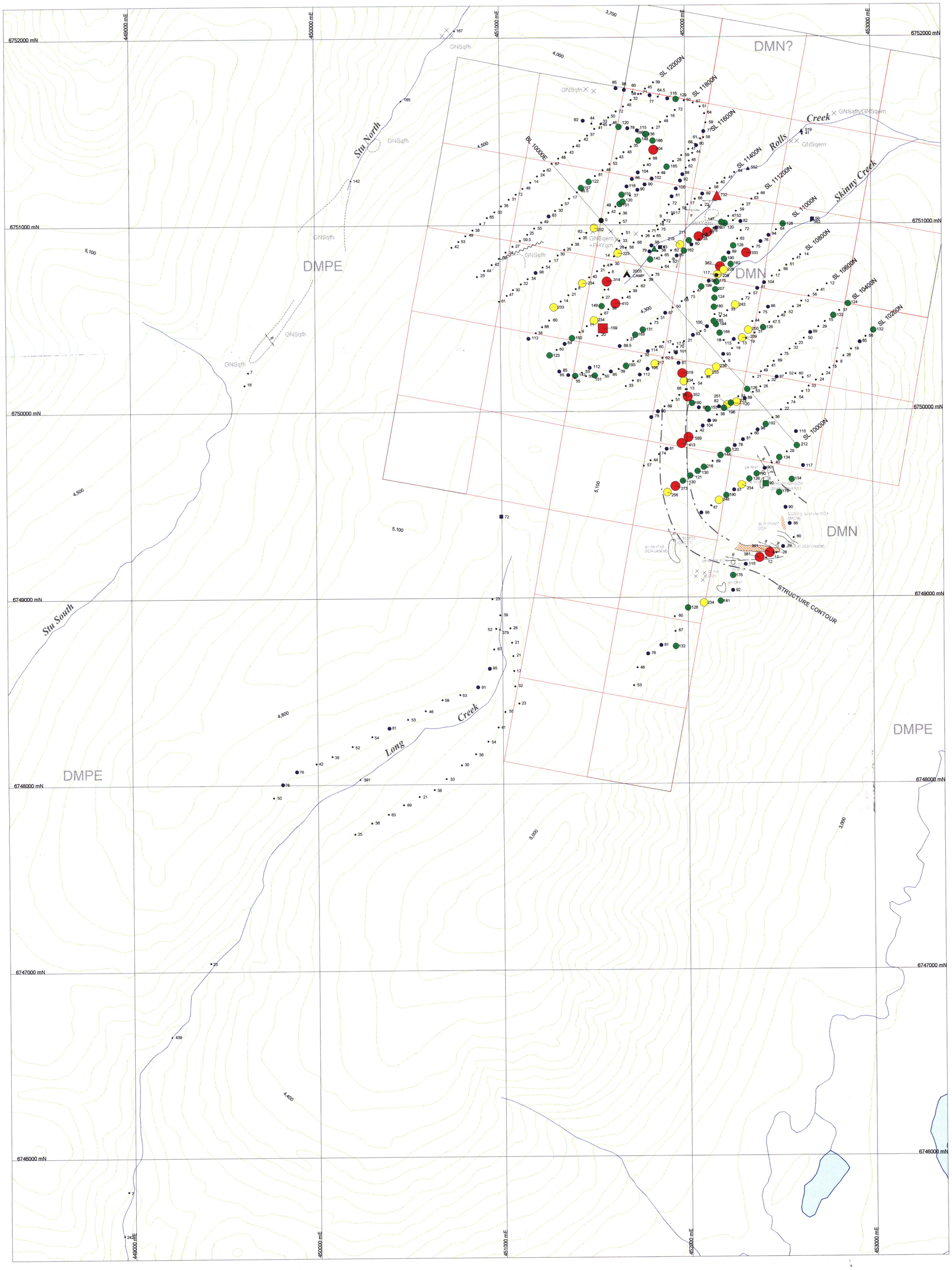

inches
0 1 2
0 1 2 3 4 5
centimetres

YUKON GEOLOGICAL SURVEY

This reference scale bar has been added to the original image. It will scale at the same rate as the image, therefore it can be used as a reference for the original size.

Zn (ppm) in silts
- > 718.1
- 697.2 to 718.1
- 576.4 to 697.2
- 471 to 576.4
- < 471

Zn (ppm) in outcrop
- > 160
- 150 to 160
- 90 to 150
- 50 to 90
- < 50

Zn (ppm) in soils
- > 260
- 217 to 260
- 120 to 217
- 76 to 120
- < 76

094 A 11

0 100 200 300 500
metres

RIMFIRE MINERALS CORPORATION

SIMPSON PROPERTY

Zn (ppm) Geochemistry in Rocks, Silts and Soils

EQUITY	Date: January 2004	Scale: 1:10,000	Figure: 9
	U.T.M. Zone: UTM9 - NAD83	Mining District: WATSON LAKE	
	N.T.S.: 105A/13	State/Province: YUKON	

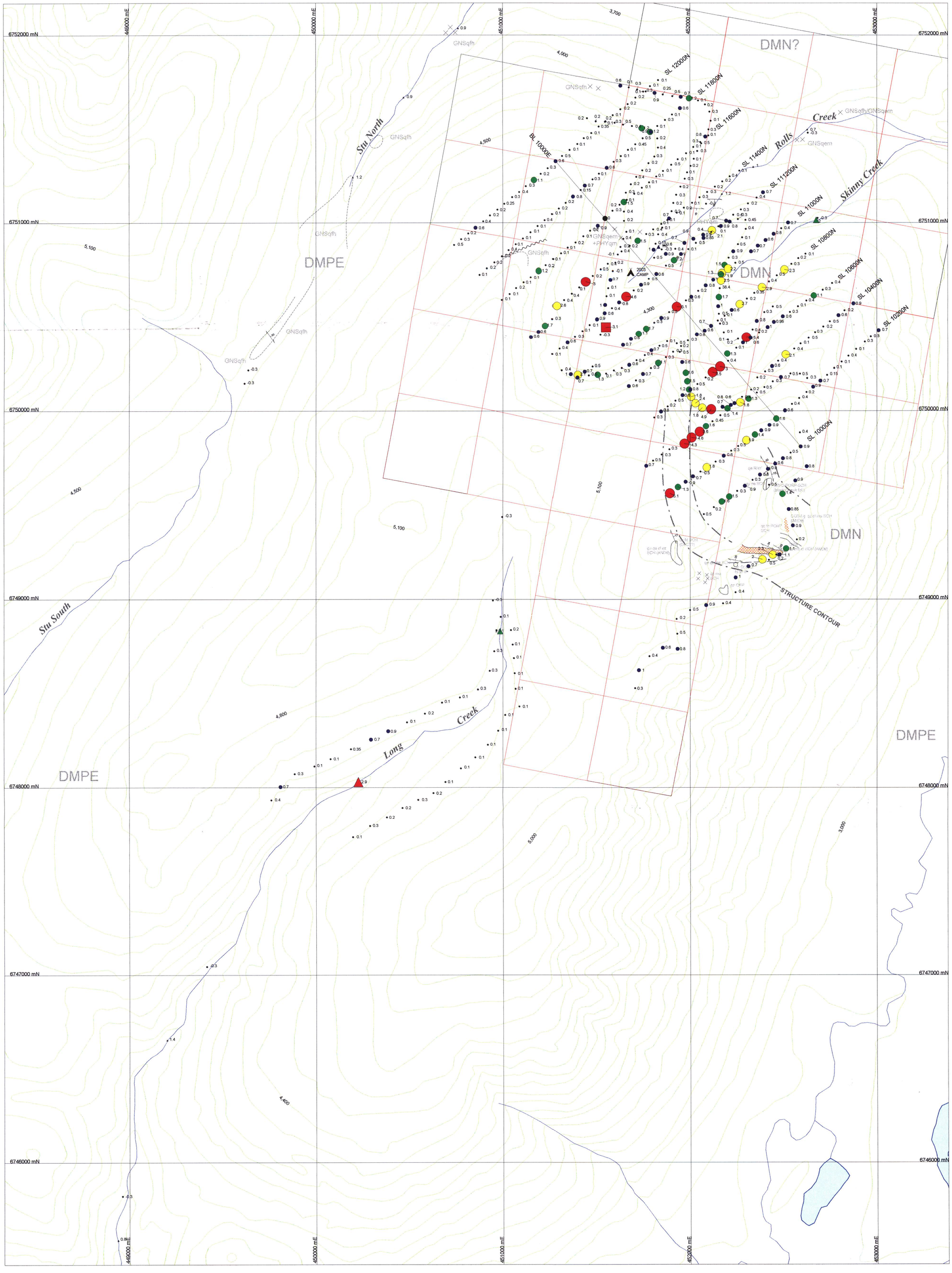

inches

0 1 2

0 1 2 3 4 5

centimetres

YUKON GEOLOGICAL SURVEY

This reference scale bar has been added to the original image. It will scale at the same rate as the image, therefore it can be used as a reference for the original size.

Ag (ppm) in silts

- > 2.7
- 2.4 to 2.7
- 2 to 2.4
- 1.5 to 2
- < 1.5

Ag (ppm) in outcrop

- > 2.9
- 2.5 to 2.9
- 1.3 to 2.5
- 0.7 to 1.3
- < 0.7

Ag (ppm) in soils

- > 3
- 1.8 to 3
- 1.1 to 1.8
- 0.6 to 1.1
- < 0.6

0 100 200 300 500

metres

RIMFIRE MINERALS CORPORATION

SIMPSON PROPERTY

Ag (ppm) Geochemistry in Rocks, Silts and Soils

Date: January 2004	Scale: 1:10,000		Figure: 5
U.T.M. Zone: UTM9 - NAD83	Mining District: WATSON LAKE		
N.T.S.: 105A/13	State/Province: YUKON		

EQUITY