

093 775

**1997 DIAMOND DRILLING REPORT
ON THE
JAZZ 1- 62 CLAIMS**

Located in the McClusky Lake Area
Mayo Mining District
Yukon Territory, Canada
NTS 106D/9
64° 37' North Latitude
134° 08' West Longitude

-prepared for-

NEWMONT EXPLORATION LIMITED
Denver, Colorado

-prepared by-

PAMICON DEVELOPMENTS LTD.
Michael A. Stammers, P. Geo.

DATES OF WORK PERFORMED: June 17 - July 16, 1997

DATE OF REPORT: February 1998

This report has been prepared by
the Geological Evaluation Unit
under Section 53 (4) Yukon Quartz
Mining Act and is allowed as
representation work in the amount
of \$ 12,400.00.

M. Burk
Regional Manager, Exploration and
Geological Services for Commissioner
of Yukon Territory.

1997 DIAMOND DRILLING REPORT ON THE JAZZ 1- 62 CLAIMS

TABLE OF CONTENTS

	<u>Page</u>
1.0 CONCLUSIONS AND RECOMMENDATIONS	1
2.0 INTRODUCTION	2
3.0 LIST OF CLAIMS	2
4.0 LOCATION AND HISTORY	3
5.0 REGIONAL AND PROPERTY GEOLOGY	3
6.0 DIAMOND DRILLING	4
6.1 Introduction	4
6.2 JZ97-1 Summary	5
6.3 JZ97-2 Summary	6
6.4 JZ97-3 Summary	7
6.5 JZ97-4 Summary	7
6.6 JZ97-5 Summary	8
6.7 JZ97-6 Summary	9
6.8 JZ97-7 Summary	9
6.9 JZ97-8 Summary	10

APPENDICES

Appendix A	Bibliography
Appendix B	Diamond Drill Logs
Appendix C	Analytical Procedures and Certificates of Analyses
Appendix D	Geologist's Certificate

LIST OF TABLES

	<u>Page</u>
Table 3.0.1 Jazz Claim Data	3
Table 6.1.1 1997 Jazz Drill Hole Summary	5
Table 6.2.1 Selected Results, DDH JZ97-1	6
Table 6.3.1 Selected Results, DDH JZ97-2	6
Table 6.5.1 Selected Results, DDH JZ97-4	8
Table 6.6.1 Selected Results, DDH JZ97-5	8
Table 6.7.1 Selected Results, DDH JZ97-6	9
Table 6.8.1 Selected Results, DDH JZ97-7	10
Table 6.9.1 Selected Results, DDH JZ97-8	10

LIST OF FIGURES

		<u>Following Page</u>
Figure 1	Location Map	2
Figure 2	Claim Map	2

LIST OF PLATES

Plate 1	Jazz 1 - 62 Claims, Factual Geology and Drill Hole Plan Map	Map Pocket
Plate 2	Jazz DDH JZ97-1 Cross Section	Map Pocket
Plate 3	Jazz DDH JZ97-2 Cross Section	Map Pocket
Plate 4	Jazz DDH JZ97-3 Cross Section	Map Pocket
Plate 5	Jazz DDH's JZ97-4, 97-5, 97-6, 96-7 Cross Section	Map Pocket
Plate 6	Jazz DDH JZ97-8 Cross Section	Map Pocket

1.0 CONCLUSIONS AND RECOMMENDATIONS

The Jazz 1 - 62 claim group was one of six properties drilled in 1997 as part of the Fairchild Joint Venture's gold-copper mineral exploration program in the Wernecke Mountains, Yukon. Work in 1997 included drilling eight NTW holes totalling 1017.43 metres. The first three holes were located in the Bolt Showing drainage while the remaining five holes were to the south in the Lightning Showing valley. Most holes targeted magnetic anomalies as outlined by Newmont airborne geophysical surveys and bedrock in the area of drill sites was usually obscured by shallow glacial till or talus. Gold-copper soil anomalies and mineral occurrences were treated as lower priority targets and due to time and other constraints were not drilled. The exception to this were two holes completed in the Bolt Showing area.

Many of the drill holes intersected short intervals of either coarse blebby chalcopyrite-pyrite or carbonate veinlet hosted chalcopyrite. Mineralization is usually localized at the breccia-sediment or breccia-diorite contacts. The hematite breccias at Jazz exhibit a rare (for the Wernecke region) phenomenon of 'sedimentary' banding and syn-depositional deformation. This may indicate possible near surface or surface venting of the breccia bodies. This factor, combined with property outcroppings of volcanic flows, provides a geological setting at Jazz most similar to the Olympic Dam deposit in Australia.

A 1.7 metre chip sample collected from the Bolt Showing during a previous program returned values of 16.05% Cu, 2370 ppb Au, 73 ppm Ag and 343 ppm Co. Mineralization characteristic of the showing was intersected in drill hole JZ97-1 at the depth projected, but at substantially reduced grades. A 2.4 metre core interval assayed 3306 ppm Cu and 100 ppb Au. Deeper in the hole, a 2.5 metre intercept of chalcopyrite-arsenopyrite mineralized siltstone near the diorite contact ran 3957 ppm Cu, 599 ppm As and 186 ppb Au. JZ97-2, located near the Bolt Showing cut a 2.0 metre wide chalcopyrite-carbonate vein which returned assay results of 2245 ppm Cu and 25 ppb Au.

In the Lightning Showing valley, a strong, north-trending, west dipping magnetic high was the focus of the remaining drilling at Jazz. The initial hole in this area, JZ97-4 intersected a short, but very spectacular interval of disseminated and stringer chalcopyrite and pyrite mineralization hosted by magnetite bearing heterolithic breccia. Holes JZ97-5 and JZ97-7 were respectively, up dip and down dip tests of the breccia-siltstone contact where the sulphide mineralization occurs. The continuity of the 1.5 to 2.0 metre wide mineralized band is remarkable and the zone has been traced in all three drill holes for over 200 metres. Copper values appear to increase with depth and results from JZ97-7 include 1.1 metres of 8650 ppm Cu and 185 ppb Au. Drill hole JZ97-8, an on-strike test of the magnetic feature, returned no significant copper results.

In conclusion, Jazz is host to an excellent geological setting that includes some similarities to copper-gold discoveries at Olympic Dam and Ernest Henry in Australia. Further work on the property is recommended and should include drilling of gold rich chalcocite-bornite mineralization at the Chalcocite Showing. Previous sampling here yielded 1.0 metre of 10.5% Cu and 2130 ppb Au. Also untested, is significant gold and copper mineralization at the Lightning Showing where a one metre chip sample ran 15.2% Cu and 7440 ppb Au. Several other geochemical and

magnetic anomalies also warrant further study and possible diamond drill testing.

2.0 INTRODUCTION

This report describes a diamond drilling program completed by the Fairchild Joint Venture (Newmont Exploration Limited - Westmin Resources Limited) on the Jazz 1 - 62 claims between June 17 and July 16, 1997. Eight NTW core holes totalling 1017.43 metres were completed over several targets. This work follows geological, geochemical and geophysical exploration programs conducted each year from 1992 to 1995 (Caulfield, 1992; Baknes, 1994; Hofmann and Stammers, 1994; and Owerko, 1995). No work was undertaken during the 1996 field season. The property was acquired through staking in June (Jazz 1-14) and August (Jazz 15-38) 1992. The Jazz 39-46 claims were added in July 1994 while the Jazz 47-62 were the last claims to be acquired in 1995.

The property is located just off a branch of the Wind River trail, approximately 141 kilometres northeast of the village of Mayo, in east central Yukon (Figure 1). The area is accessible by fixed wing aircraft and helicopter via the Bear River airstrip or, alternatively, by a winter cat trail.

The property is underlain by Middle Proterozoic Gillespie Lake Group carbonate sedimentary rocks, which are cut by diorite and heterolithic and homolithic iron rich Wernecke breccia. The Jazz is one of several projects in the region being explored by the Joint Venture in search of Olympic Dam type copper-gold mineralization. Similarities exist between the giant Olympic Dam copper-gold-silver-uranium-REE deposit in Australia and breccia within Wernecke Supergroup strata in the Yukon.

The 1997 work program was managed by Pamicon Developments Limited on behalf of the Fairchild Joint Venture (Newmont Exploration Limited and Westmin Resources Limited). The same company has been retained to report on the field work activities.

3.0 LIST OF CLAIMS

The Jazz property comprises 62 contiguous quartz mineral claims, located in the Mayo Mining District (Figure 2). The following claims are owned 100% by Westmin Resources Limited of Vancouver, B.C. An underlying agreement indicates the claims are held in trust by Westmin on behalf of joint venture partners Newmont Mines Limited of Denver, Colorado and Westmin Resources Limited.

FAIRCHILD PROJECT

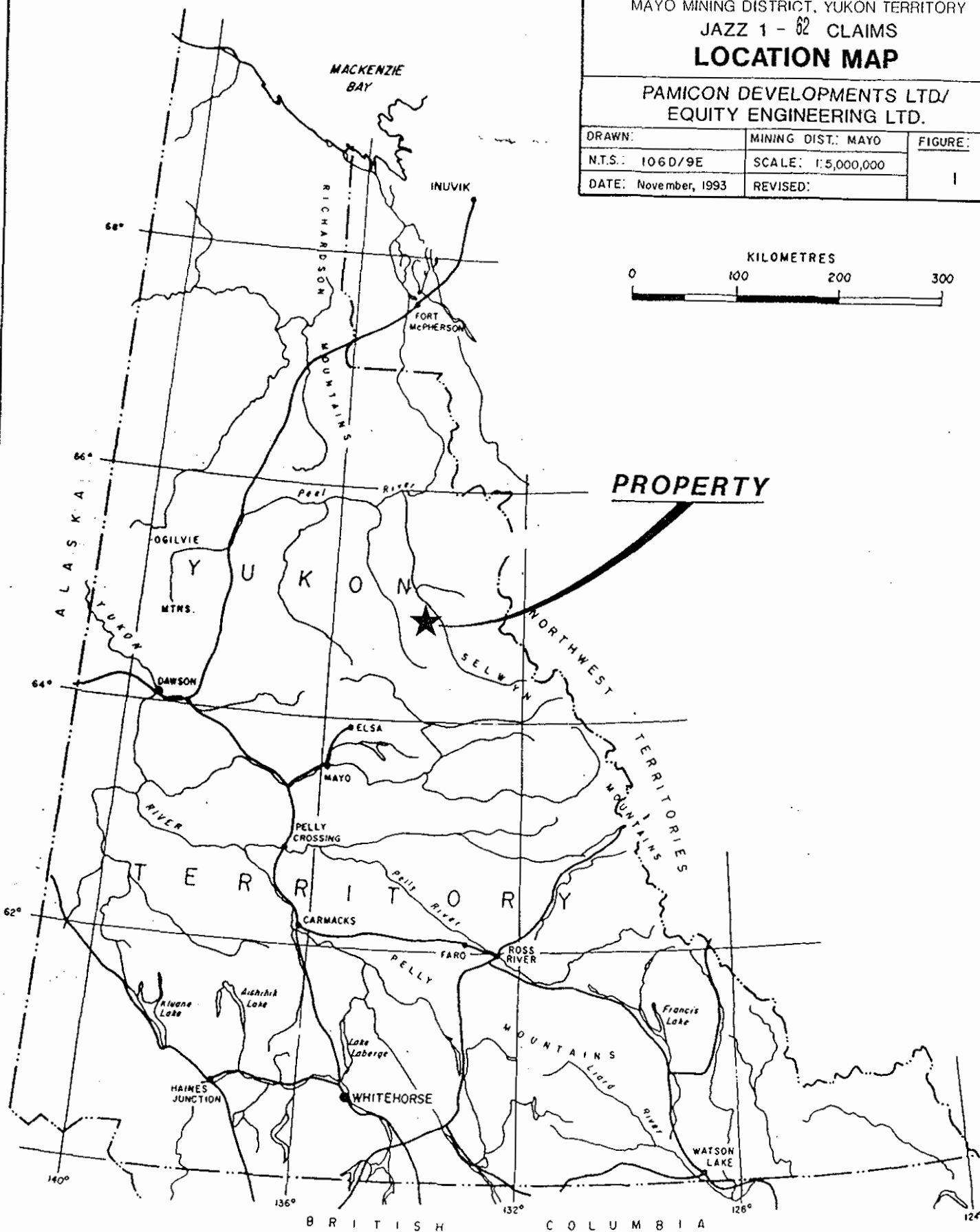
MAYO MINING DISTRICT, YUKON TERRITORY

JAZZ 1 - 62 CLAIMS

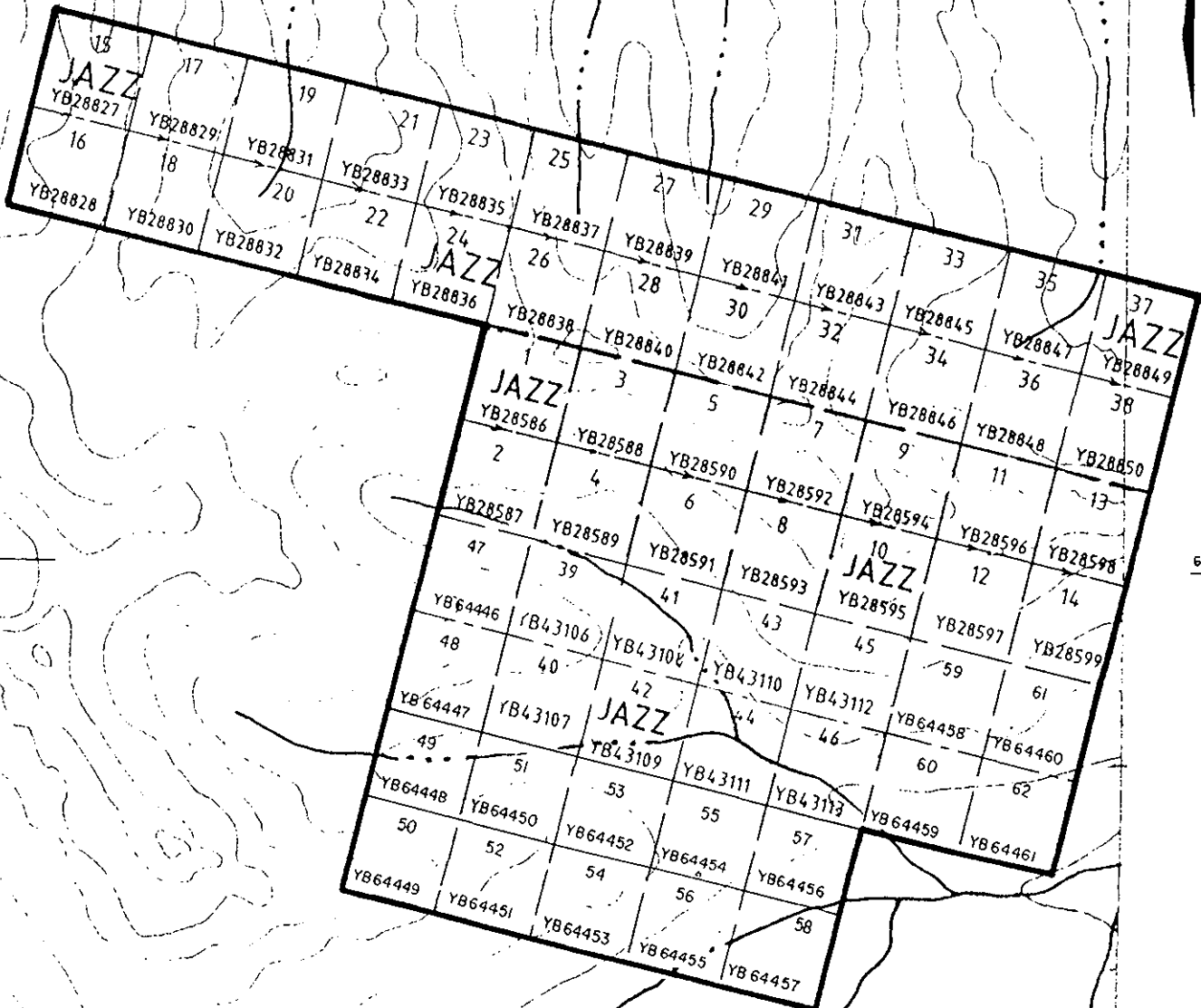
LOCATION MAP

PAMICON DEVELOPMENTS LTD/
EQUITY ENGINEERING LTD.

DRAWN:	MINING DIST.: MAYO	FIGURE:
N.T.S.: 106D/9E	SCALE: 1:5,000,000	1
DATE: November, 1993	REVISED:	



134°00'



64°38'

NEWMONT EXPLORATION LTD.
 WESTMIN RESOURCES, PAMICOM DEVELOPMENTS, EQUITY ENGR.
 FAIRCHILD PROJECT, YUKON TERRITORY, CANADA
 MAYO MINING DISTRICT

**JAZZ 1-62 CLAIMS
 CLAIM MAP**



NTS: 106D/9E	SCALE: 1" = 1/2 mile	FIGURE
DATE: NOV. 1995	DRAWN BY:	2

Table 3.0.1 List of Claims

Claim Name	Claim Numbers	Record Numbers	Record Date	Expiry Date	NTS	No. Of Claims
Jazz	1 - 14	YB28586-599	07/06/92	12/31/09^	106D9	62
	15 - 38	YB28827-850	08/24/92	12/31/09^	106D9	
	39 - 46	YB43106-113	07/20/94	12/31/07^	106D9	
	47 - 62	YB64446-461	07/27/95	12/31/01^	106D9	

^Subject to government approval of work filed in this report.

4.0 LOCATION AND HISTORY

The claims are located in the Wernecke Mountains, approximately 141 kilometres northeast of the village of Mayo, in east central Yukon. The property is accessible by fixed wing aircraft and helicopter via the Bear River airstrip or, alternatively, by a winter cat trail which passes just to the west of the claims in upper Gillespie Creek. McClusky Lake and the Bear River airstrip are located 20 and 23 kilometres to the southwest and northwest of the property respectively. Access during the 1997 field program was by fixed wing aircraft to the Copper Point airstrip and camp and thence by helicopter 42 kilometres south to the property.

A detailed account of exploration activity in the Bonnet Plume - Wernecke Mountain region is given in an earlier Fairchild Project report on the Regional Prospects (Caulfield, et. al., 1995), which also includes a description of historic work carried out on the Jazz prospect. The Bonnet Plume - Wernecke Mountain region has been the focus of exploration efforts since the 1960's in search of coal, copper, uranium, cobalt, lead-zinc and gold.

The most recent work by the Fairchild Joint Venture at Jazz included geological, geochemical and geophysical surveys completed in 1995 (Owerko, 1995). This report provides an excellent detailed description of the property and summarizes earlier work and results.

5.0 REGIONAL AND PROPERTY GEOLOGY

This summary of the regional geology is based on work by Delaney (1985), Thorkelson and Wallace (1993b, 1994b) and Pamicon Developments Limited (unpublished, 1977). References to earlier work are cited in Delaney (1985). Work by Thorkelson and Wallace is based on 1:50,000 mapping of nearby NTS sheets 106C/13 and 106D/16 published jointly by the Yukon and Canadian governments (Thorkelson and Wallace, 1993a, 1994a, 1995b).

Shelf carbonate and clastic marine rocks of the Middle Proterozoic Wernecke Supergroup underlie much of the region. This sequence is subdivided into three stratigraphic groups, namely, Gillespie Lake Group, underlying Quartet Group and lower most Fairchild Lake Group. The property is underlain by dolomitic sediments of the Gillespie Lake Group and the Gillespie Lake Group Transition Unit. Quartet Group carbonaceous shale, siltstone and argillite are mapped in the western and southeastern portions of the claim group. Wernecke Supergroup strata is cut by Middle Proterozoic iron rich intrusive breccia and related diorite, which frequently host gold, copper, uranium and cobalt mineralization. One such breccia, over 3.5 kilometres long is mapped at the Jazz property.

Property geology from earlier mapping programs is presented on Plate 1. This work has been described in detail in the 1995 Jazz Summary Report (Owerko, 1995).

6.0 DIAMOND DRILLING

6.1 Introduction

Eight NTW holes totalling 1017.43 metres were drilled at Jazz during the 1997 field season. Refer to Table 6.1.1. for details of this work. Collar locations are shown on Plate 1. Falcon Drilling of Prince George, B.C. was the designated contractor and utilized an F2000 wireline diamond drill. The rig was moved and serviced with a Hughes 500D helicopter, owned and operated by Northern Mountain Helicopters.

Diamond drill core was flown back to the Copper Point base camp, 42 kilometres to the north, where a team of technicians and geologists completed their assessment of it. This work included metric conversions, core recoveries, rock quality descriptions (RQD), scintillometer readings, magnetic susceptibility measurements, descriptive logging, photography, sample selection and sample collection using a diamond saw.

Core samples were sent to Chemex Laboratories Ltd., of North Vancouver, B.C. for preparation and analysis. All samples were analysed for gold, lanthanum and a 24 element ICP package. Gold was analysed by fire assay, atomic absorption spectrometry utilizing a 30 gram sample.

Diamond drill logs, analytical procedures and certificates of analyses may be found in Appendices B and C of this report.

Table 6.1.1
1997 Jazz Drill Hole Summary

HOLE NUMBER	NORTH (UTM)	EAST (UTM)	ELEV. metres	AZIM. degrees	INCL. degrees	DEPTH metres	CLAIM NAME
JZ97-1	7167720	545,600	1430	155°	-60°	124.05	Jazz 43
JZ97-2	7167925	545,500	1470	090°	-75°	65.84	Jazz 41
JZ97-3	7168310	545,630	1580	n/a	-90°	43.28	Jazz 6
JZ97-4	7167220	545,145	1415	090°	-80°	164.29	Jazz 42
JZ97-5	7167220	545,145	1415	090°	-45°	123.75	Jazz 42
JZ97-6	7167230	545,335	1370	n/a	-90°	76.81	Jazz 42
JZ97-7	7167230	545,040	1410	090°	-80°	249.33	Jazz 44
JZ97-8	7,167,478	545,100	1503	090°	-80°	170.08	Jazz 44

6.2 DDH JZ97-1 Summary

The first hole was a down dip test of the Bolt Showing (Plate 1) and was collared at local grid coordinates 3200N, 5950E. A 1.7 metre chip sample collected during a previous program returned values of 16.05% Cu, 2370 ppb Au, 73 ppm Ag and 343 ppm Co. The showing is exposed in a deep creek cut and mineralization is localized along the contact zone between diorite and sediments. Bedrock exposure is absent outside of the creek cut as the valley has been filled in by thick deposits of glacial till.

Plate 2 is a cross section showing rock units, sample results and alteration types and intensities. Quartz-carbonate-chalcopyrite-pyrite mineralization was intersected at the projected depth but with less spectacular grades than at the surface showing. The best intersection of 2.4 metres of 3306 ppm Cu and 100 ppb Au was part of a 7.2 metre interval running 1570 ppm Cu and 37 ppb Au. Table 6.2.1 summarizes select, uncut drill hole averages.

Further down the hole a 2.5 metre section of chalcopyrite-arsenopyrite-sphalerite(?) mineralized siltstone near the diorite contact assayed 3957 ppm Cu, 1332 ppm Zn, 599 ppm As and 186 ppb Au. Weakly anomalous silver, cobalt and nickel values are associated with the better copper results. Zinc results are moderately to strongly anomalous at various locations in the hole and include peak values of 2730, 1545 and 786 ppm. Anomalous lead is coincident with zinc and includes maximum values of 150, 144 and 120 ppm.

Table 6.2.1 Selected Results, DDH JZ97-1

From (m)	To (m)	Intercept Length (m)	Copper (ppm)	Gold (ppb)
21.05	22.55	1.5	1145	<5
33.15	40.35	7.2	1570	37
Includes - 33.15	35.55	2.4	3306	100
84.03	86.58	2.5	3957	186
Includes - 85.41	86.58	1.17	7340	220

The top 37.2 and bottom 42.0 metres of the hole cored laminated, chlorite-albite altered siltstone. This unit is weakly brecciated and is cut by numerous thin (1-5 mm), carbonate-chalcopyrite-quartz veinlets. A one-half metre massive magnetite vein or replacement bed was intersected at 122.2 metres. A non- to weakly magnetic, chlorite altered, fine grain diorite dike was intersected from 37.3 to 82.0 metres. In general, vein style mineralization flanks a diorite intrusive dike. Chalcopyrite occurs within intrusion breccia along the diorite margins as quartz-carbonate-sulphide veins and stringers and within strongly bleached and albite altered, laminated siltstone. Copper mineralization drops off down hole at about 99 metres. The hole was shut down at 124.05 metres.

6.3 DDH JZ97-2 Summary

The second hole, collared at local grid coordinates 3400N, 5900E, is located 200 metres north-northwest of JZ97-1 and was drilled as a 'wildcat' hole to test the overburden covered area in the vicinity of the Bolt Showing. Plate 3 is a cross section showing rock units, sample results and alteration types and intensities.

The best copper intersection was again at a lithological break, this time between heterolithic, hematite breccia and black argillite. A 2.0 metre wide carbonate-quartz-chalcopyrite zone of veining assayed 2245 ppm Cu and 25 ppb Au. The zone contains elevated silver and bismuth values. The potassium feldspar altered, heterolithic breccia contains anomalous concentrations of gold (21.3 ppb), molybdenum (19.6 ppm) and lanthanum (99.4 ppm) over the 20.42 metre interval. Table 6.3.1 summarizes select, uncut drill hole averages.

Table 6.3.1 Selected Results, DDH JZ97-2

From (m)	To (m)	Intercept Length (m)	Copper (ppm)	Gold (ppb)
19.55	21.45	1.5	985	20
31.7	33.7	2	2245	25

The hole was collared in hematitic Wernecke breccia containing abundant disseminated and fragmented magnetite clasts. The breccia is composed of poorly sorted, angular to subangular clasts that are stained pinkish-red by earthy hematite alteration. The contact between the breccia and argillite is marked by a carbonate-quartz-sulphide vein. The sedimentary rocks comprise carbonaceous, finely laminated siltstone and argillite. All visible copper mineralization drops off down hole by about 40 metres. The hole was shut down at 65.84 metres.

6.4 DDH JZ97-3 Summary

Hole JZ97-3 was drilled to test a covered target along the flank of a significant magnetic high anomaly. It was collared 650 metres north of the Bolt Showing at local grid coordinates 3800N, 5700E. The area is underlain by heterolithic, hematite breccia. Plate 4 is a cross section showing rock units, sample results and alteration types and intensities. Drilling intersected unmineralized, sericite altered breccia. Elevated magnetic susceptibility readings beginning at about 30 metres offer a partial explanation of the magnetic anomaly. Maximum copper and gold values were 320 ppm and 25 ppb respectively. The hole was shut down at 43.28 metres after failing to intersect any sulphide mineralization.

6.5 DDH JZ97-4 Summary

This hole was drilled to test a major, north trending, west dipping magnetic body as outlined by a Newmont airborne geophysical survey. It was collared 300 metres northwest of the Lightning Showing, at local grid coordinates 2600N, 5500E. Plate 5 is a cross section showing rock units, sample results and alteration types and intensities. Table 6.5.1 summarizes select, uncut drill hole averages.

Outcrop geology in the area is complex and lithologies include heterolithic and homolithic breccia and diorite cutting dolomitic siltstone and shale. The drill hole intersected a similar mix of lithologies. Minor diorite (93.8-99.7 metres) was intersected and is bounded on both upper and lower contacts by heterolithic breccia. The breccia is unusual in that it includes distinct 'sedimentary features', most notably grading. It also contains both magnetic diorite fragments and magnetite-pyrite-chalcopyrite clasts. The abundant magnetite offers a reasonable explanation of the airborne magnetic high feature.

The sericite-potassium feldspar-carbonate altered heterolithic breccia unit which was intersected in the lower half of the hole, hosted the best sulphide mineralization and the most interesting geochemistry. Beginning at 119.3 metres, a 20.5 metre intercept returned consistently anomalous gold (up to 140 ppb) and molybdenum (up to 96 ppm) values. Within this interval, a zone of disseminated pyrite, magnetite and chalcopyrite ran 2251 ppm Cu and 38 ppb Au over 4.0 metres. At the lower breccia-siltstone contact; locally spectacular, coarse disseminated chalcopyrite-pyrite mineralization was intersected. A 2.0 metre sample interval assayed 4888 ppm Cu and 12 ppb Au. Cobalt, nickel and chromium values were slightly elevated within zones of chalcopyrite mineralization. Silver values were not considered anomalous anywhere in the hole. The

laminated, weakly dolomitic siltstone unit at the bottom of the hole was not mineralized and the hole was shut down at 164.29 metres.

Table 6.5.1 Selected Results, DDH JZ97-4

From (m)	To (m)	Intercept Length (m)	Copper (ppm)	Gold (ppb)
17.3	20.3	3	950	5
99.8	102.8	3	1018	8
111.8	113.3	1.5	1670	55
121.8	125.8	4	2251	38
147.8	152.8	5	2501	6
Includes - 150.8	152.8	2	4888	12

6.6 DDH JZ97-5 Summary

Hole 5, drilled from the same site as hole 4, was an up dip test of mineralization intersected in the previous hole. Plate 5 is a cross section showing rock units, sample results and alteration types and intensities.

Similarities between holes 4 and 5 include the heterolithic breccia, diorite and lower laminated dolomitic siltstone units. Important differences are readily apparent and include, most importantly, shorter intercepts and lower grades of copper and gold mineralization. Table 6.6.1 summarizes select, uncut drill hole averages. Pyrite is the most common sulphide found in the breccia. The lower heterolithic breccia body, located between the diorite and dolomitic siltstone, which was the host of mineralization in hole 4, has been reduced in intercept thickness from 55 to 10 metres. The hole was shut down at a depth of 123.75 metres after intersecting the barren dolomitic siltstone unit at about 105 metres.

Table 6.6.1 Selected Results, DDH JZ97-5

From (m)	To (m)	Intercept Length (m)	Copper (ppm)	Gold (ppb)
86.88	88.38	1.5	844	50
105.88	107.38	1.5	2590	35

6.7 DDH JZ97-6 Summary

Hole JZ97-6 was drilled to further evaluate the main Jazz magnetic anomaly. It was terminated at 76.81 metres after cutting a lengthy section of poorly mineralized, laminated dolomitic siltstone. It was collared 200 metres east of holes 4 and 5 at local grid coordinates 2600N, 5700E. Plate 5 is a cross section showing rock units, sample results and alteration types and intensities.

Very minor chalcopyrite occurs along with pyrite in thin carbonate veinlets. The best copper intercept was 1.5 metres of 2300 ppm. Table 6.7.1 summarizes select, uncut drill hole averages. Gold, cobalt and molybdenum values were all low. The top of the hole has consistently higher background levels of chromium in the 117 to 663 ppm range.

Table 6.7.1 Selected Results, DDH JZ97-6

From (m)	To (m)	Intercept Length (m)	Copper (ppm)	Gold (ppb)
22.55	25.55	3	1423	<5
Includes 22.55	24.05	1.5	2300	<5

6.8 DDH JZ97-7 Summary

Hole 7 was collared 105 metres west of JZ97-4, 97-5, at local grid coordinates 2625N, 5400E. Drilled on the same section, the hole was a down dip test of the westerly dipping 'tabular-like', breccia-hosted chalcopyrite-pyrite mineralization cut in hole 4. Hole 7 intersected sub-economic intersections of copper mineralization. Table 6.8.1 summarizes select, uncut drill hole averages. Plate 5 is a cross section showing rock units, results and alteration types and intensities.

JZ97-7 intersected a texturally complex breccia system with minor diorite and autobrecciated diorite. A definitive intrusive to wallrock succession was observed and progresses from a core of diorite and diorite breccia; outwards to heterolithic breccia, homolithic breccia, to crackle breccia and finally to the sedimentary country rocks. The breccia is moderately potassium feldspar altered and contains locally high concentrations of disseminated and clast magnetite. The hole was terminated at 234.03 metres in the same laminated, dolomitic siltstone that was intersected at the bottom of holes four and five.

Weak to moderate chalcopyrite and pyrite mineralization occurs sporadically throughout the drill hole. Near the top of the hole a pyrite bearing diorite clast (?) or dyke assayed 340 ppb Au and the sample above, of Kspar-carbonate altered breccia ran 1470 ppm Cu. At 107 metres, minor pyrite-chalcopyrite in carbonate veinlets is again hosted in a diorite-breccia contact zone. A 4.5 metre sample assayed 887 ppm Cu. At 149 metres, a breccia with localized pyrite-carbonate mineralization assayed 330 ppb Au. A narrow zone of blebby stringer and disseminated sulphides was intersected as predicted at the lower breccia - dolomitic siltstone contact. The best assay was from 228.43 to 229.53 metres and included 1.1 metres of 8650 ppm Cu and 185 ppb Au.

Molybdenum results are slightly elevated over intervals of higher copper and include maximum values of 114, 81 and 51 ppm. Cobalt values are low with the exception of two anomalous values of 225 and 171 ppm found with high copper values at 229 metres. Silver, nickel and chromium values are low.

Table 6.8.1 Selected Results, DDH JZ97-7

From (m)	To (m)	Length (m)	Copper (ppm)	Gold (ppb)
11.43	12.93	1.5	1470	<5
12.93	14.43	1.5	358	340
104.43	108.93	4.5	887	~5
147.93	149.43	1.5	10	330
227.93	229.53	1.6	7056	129
Includes 228.43	229.53	1.1	8650	185

6.9 DDH JZ97-8 Summary

Hole 8, the final hole of the 1997 Fairchild Project program was drilled to test the west dipping magnetic high feature examined previously in holes 4 through 7. It was collared 250 metres north of holes 4 and 5 at local grid coordinates 3000N, 5500E. Plate 6 is a cross section showing rock units, sample results and alteration types and intensities.

The top 79 metres of the hole intersected siltstone which became increasingly crackle brecciated down hole. The next 55 metres comprised homolithic breccia and the bottom 35 metres intersected magnetic, potassic feldspar altered, heterolithic breccia. Only trace to minor amounts of blebby chalcopyrite were noted. Table 6.8.1 summarizes select, uncut drill hole averages.

Table 6.9.1 Selected Results, DDH JZ97-8

From (m)	To (m)	Intercept Length (m)	Copper (ppm)	Gold (ppb)
25.55	28.55	3	637	<5
133.55	136.55	3	684	112

The heterolithic breccia unit has elevated gold values over almost its entire intercept length. Values typically range from 10 to 40 ppb and peak at 215 ppb in a 1.5 metre sample. Silver values are low with the exception of one sample at 40 metres depth which ran 1.6 ppm. Other elements were also weakly anomalous at this site and included bismuth (16 ppm), lead (190 ppm)

and zinc (184 ppm). Molybdenum, cobalt and nickel values were all very low. The hole was shut down at 170.08 metres.

Respectfully submitted,
PAMICON DEVELOPMENTS LTD.



Michael A. Stammers, P. Geo.
February 1998
Vancouver, B.C.

APPENDIX A
BIBLIOGRAPHY

BIBLIOGRAPHY

- Baknes, M.E. (1994): 1993 Geochemical Report on the Jazz 1-38 Claims; Report submitted for assessment credits.
- Caulfield, D.A. (1992): 1992 Geochemical Report on the Jazz 1-38 Claims; Report submitted for assessment credits.
- Delaney, G.D. (1985): The Middle Proterozoic Wernecke Supergroup, Wernecke Mountains, Yukon Territory; Unpublished Ph.D. Thesis, University of Western Ontario, 373 pp.
- Hofmann, K. and M.A. Stammers (1994): 1994 Geological and Geochemical Assessment Report on the Jazz 1-46 Claims; report submitted for assessment credits
- Owerko, K.A. (1995): 1995 Geological and Geochemical Assessment Report on the Jazz 1-62 Claims; report submitted for assessment credits
- Thorkelson, D.J. and C.A. Wallace (1993a): Geological map of Slats Creek (106D/16) map area, Wernecke Mountains, Yukon: Exploration and Geological Services Division, Yukon, Indian and Northern Affairs Canada, Open File 1993-2 (G), 1:50,000 scale.
- Thorkelson, D.J. and C.A. Wallace (1993b): Development of Wernecke breccia in Slats Creek (106D/16) map area, Wernecke Mountains, Yukon, in Yukon Exploration and Geology, 1992: Exploration and Geological Services Division, Yukon, Indian and Northern Affairs Canada, p. 77-87.
- Thorkelson, D.A. and C.A. Wallace (1994a): Geological map of Fairchild Lake map area (106C/13), Wernecke Mountains, Yukon: Exploration and Geological Services Division, Yukon, Indian and Northern Affairs Canada, Open File 1994-6 (G), 1:50,000 scale.
- Thorkelson, D.J. and C.A. Wallace (1994b): Geological setting of mineral occurrences in the Fairchild Lake map area (106C/13), Wernecke Mountains, Yukon in Yukon Exploration and Geology, 1993: Exploration and Geological Services Division, Yukon, Indian and Northern Affairs Canada, p. 79-92.
- Thorkelson, D.J. and C.A. Wallace (1995b): Geological Map of the "Dolores Creek" Map Area (106C/14), Wernecke Mountains, Northeastern Yukon, in Yukon Exploration and Geology, 1994: Exploration and Geological Services Division, Yukon, Indian and Northern Affairs Canada, Open file 1995-6(G), 1:50,000 scale.
- Thorkelson, D.J. and C.A. Wallace (1995c): Geological and Mineral Occurences of the "Dolores Creek" Map Area (106C/14), Wernecke Mountains, Northeastern Yukon, in Yukon Exploration and Geology, 1994: Exploration and Geological Services Division, Yukon, Indian and Northern Affairs Canada, p.19-30.

APPENDIX B
DIAMOND DRILL LOGS

PAMICON DEVELOPMENTS LIMITED

DRILL LOG

PROJECT FJV - JAZZ	GROUND ELEV. 1430 m.
HOLE NO. JZ97-1	BEARING 155 Az
LOCATION UTM: GRID: 8 545 133 N 3200 N 7 167 203 W 5950 E JAZZ 43 CL "BOLT SHOWING"	DIP -60
LOGGED BY JRD	TOTAL LENGTH 124.05 m
DATE JUNE 19 1997	HORIZONTAL PROJECT 62.03 m
CONTRACTOR FALCON DRILLING LIMITED	VERTICAL PROJECT 107.43 m
CORE SIZE NTW	ALTERATION SCALE 0 1 2 3 absent slight moderate intense
DATE STARTED JUNE 18, 1997	TOTAL SULPHIDE SCALE 0 1 2 3 4 traces only < 1% 1% - 3% 3% - 10% > 10%
DATE COMPLETED JUNE 19, 1997	
DIP TESTS END OF HOLE ACID TEST = 57°	
COMMENTS - DRILLED TO TEST THE "BOLT" SHOWING - THE "BOLT", INTERSECTED IN CORE CONSISTS OF A SERIES OF CARBONATE (Y-QZ) VEINLETS WITH LARGE BLENDS OF CPY AND PY. THIS SUGGESTS THAT HIGH GRADE VEINS MAY BE MORE PORPHYRY THAN PREVIOUSLY SUSPECTED. - THE BOLT VEIN PARALLELS A NORTHEAST-TRENDING SERIES OF PARALLEL FAULTS WHICH UNTHIN BLOCKS OF DIORITE AND CAN BE DETECTED AS PROMINENT LINEARS ON MAG. CONTOUR MAPS.	LEGEND SLTST - SILTSTONE DI - DIORITE QZ - QUARTZ CA - CALCITE AK - ANKERITE PY - PYRITE CPY - CHALCOPYRITE CL - CHLORITE JA - JAROSITE

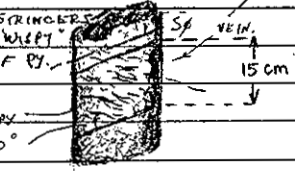
DEPTH (M)	% CORE REC	LITHOLOGY	STRUCTURE	GEOLOGICAL DESCRIPTION	ALTERATION					RQD FRACTURE INTENSITY	% VEIN QTZ.	
					C/AK							
					CL	CB	SI	AB	E			
A	B	C	D	E								
0				< 10' CASING >								
				0.0 - 3.05 CASING								
				3.05 - 37.30 SLTST								
5	97			FINGELY LAMINATED, CRIST SILTSTONE. BLOCKY /								
	75			BROKEN / RUBBLY CORE. (W-M) CL ALT ^N ;								
	39			Qz-CB STRINGERS (TR); TR on FRACS. ALONG G								
	21			CL-DB STRINGERS. (N L TO Sg)								
	49			RELATIVELY UNALTERED UNIT;								
	62			RARE Qz VEINETS; LOCALLY Qz-CB ¹ -PY. Sg								
	96											
	92											
	70											
	107											
10	79											
100	80											
	87											
	73											
	23											
	55											
15	70											
	70											
	75											
	77											
	73											
	57											
	97											
20	56											
	98											
	72											
	54											
25	115											
	56											
	113											
	84											
	95											
30	88											
	94											
	113											
35	89											
	82											
40	82											
	86											
	77											
	111											
45	87											

MINERALIZATION DESCRIPTION	TOTAL SULPHIDE	SAMPLES			SAMPLE NUMBER	ASSAYS		
		FROM	TO	WIDTH		Au Ppb	Ag ppm	Cu ppm
		3.05	4.55	1.5	N297001	<		27
(Tr) PY WITH CB STRINGERS IN FRAG'S; FAIRLY REACTIVE BUT NOT STRONGLY MINERALIZED OTHER THAN WITH THICKEN CB VEINS.		4.55	6.05	1.5	297002	<	<	15
		6.05	7.55	1.5	297003	<	<	17
		7.55	9.05	1.5	297004	<	<	206
		9.05	10.55	1.5	297005	<	<	18
		10.55	12.05	1.5	297006	<	<	186
		12.05	13.55	1.5	297007	<	<	21
		13.55	15.05	1.5	297008	<	<	27
		15.05	16.55	1.5	297009	<	<	34
		16.55	18.05	1.5	297010	<	<	230
		18.05	19.55	1.5	297011	<	<	55
		19.55	21.05	1.5	297012	<	<	82
		21.05	22.55	1.5	297013	<	0.6	1145
		22.55	24.05	1.5	297014	<	<	94
		24.05	25.55	1.5	297015	<	<	525
		25.55	27.05	1.5	297016	<	<	935
		27.05	28.55	1.5	297017	<	<	371
		28.55	30.05	1.5	297018	<	<	190
		30.05	31.55	1.5	297019	<	<	163
		31.55	32.70	1.15	297020	<	<	89
		32.70	33.15	1.45	297021	<	<	649
		33.15	34.44	1.29	297022	125	1.6	3870
STRINGER ZONE: LARGE BUBBS CPY		34.44	35.55	1.11	297023	70	0.8	2650
w TR PY; SET WITHIN AK-QZ(?)		35.55	36.60	1.05	297024	<	<	159
VEINLETS WITHIN BLEACHED SLYST.		36.60	37.35	0.75	297025	<	<	1325
CPY 10-20% OF VEIN MAT ⁺ ; BUBBS 8-1cm		37.35	38.85	1.5	297026	<	<	166
PY DISSEM. THROUGH CPY.		38.85	40.35	1.5	297027	15	<	1305
CB-CPY 1/2 PY VEINLETS AS SHOWN IN AET ⁺		40.35	41.85	1.5	297028	<	<	400
		41.85	43.85	1.5	297029	<	<	359
		43.85	44.85	1.5	297030	<	<	309
		44.85	45.35	1.5	297031	<	<	76
		45.35	46.85	1.5	297032	<	<	292

DEPTH (m)	% CORE REC	LITHOLOGY	STRUCTURE	GEOLOGICAL DESCRIPTION	ALTERATION					RQD FRACTURE INTENSITY	% VEIN QTZ.
					CL A	CB B	SI C	AB D	MG. E		
96			CB @ 45° CB @ 90°	MULTIPLE CB VEINS; ↑ CL + CY HALOS.	X	X					30
92				48-49.00 m KIMOSITE COMMON ON FRAC SURFACES.	X	X	X	X			53
100				BANDS OF SL. FINER-GRAINED, DIORITE.	X	X	X				40
93				SLIGHT TEXTURAL BANDING IN DIORITE	X	X	X				32
95				ALGEBROPHIC TEXTURE; COARSER CLOTS OF MATTIC C ≈ 56.75 m.	X	X	X				62
98			30° BANDING @ 30°		X	X	X				66
100					X	X	X				84
91					X	X	X				51
97					X	X	X				36
98					X	X	X				36
93			CB @ 10°, 30°	CB VEINLETS (TA) CRY. STRINGERS 1 X 2.5 mm OVERLAP. SLICKS COMMON AMONG CB VEINLETS.	X	X	X	X			74
91					X	X	X				65
120					X	X	X				109
98			FAULT @ 15° + 45°	SCALE 1:1 SERIES OF DEXTRAL MICROFAULTS. (WITHIN DYKE FROCCIA) MARGIN.	X	X	X				57
96					X	X	X				33
82					X	X	X				24
118					X	X	X				34
92					X	X	X				49
103			81.67 Break + RUDLY. (FRAC/FAULT)		X	X	X				49
96			82.00 - 124.05	81.6 - 82.00 BRICKLATER SLTST; AB ALTERED. CB INFILL	X	X	X	X			29
69			S ₄ = 55° FRAC'S W VEINS	SLTST. ALBITE ALTERED, LAMINATED SILISTONE; 1/2 SCAPOLITE. TR MG. AS DISSEMIN.	X	X	X	X	X		32
141			85/84, 85/85	C ≈ 84.00	X	X	X	X	X		84
78					X	X	X	X	X		30
91				CB @ QZ + CPT @ 84.40 → 90.00 VEINING 12%;	X	X	X	X	X		54
107				HEMATIC PILING ALONG VARIOUS SLTST BANDS; DEN. ↓ TR MG.	X	X	X	X	X		33
36					X	X	X	X	X		66
87					X	X	X	X	X		66

MINERALIZATION DESCRIPTION	TOTAL SULPHIDE	SAMPLES			SAMPLE NUMBER	ASSAYS			
		FROM	TO	WIDTH		Au PPB	Ag ppm	Cu ppm	As ppm
	45								
		46.85	48.35	1.5	297033	<	<	126	
		48.35	49.85	1.5	297034	<	<	98	
	50	NEMMONT STD. G ⁰³⁻¹⁶¹			297035	6440	2.2	189	
		49.85	51.35	1.5	297036	<	<	103	
		51.35	52.85	1.5	297037	<	<	70	
		52.85	54.35	1.5	297038	<	<	35	
		54.35	55.85	1.5	297039	<	<	6	
	55								
		55.85	57.35	1.5	297040	<	<	32	
		57.35	58.85	1.5	297041	<	<	106	
DIORITE TYPICALLY UNMINERALIZED; LOCALLY, POSSIBLE MINUTE TRACES OF PY. & TR NG.	60	58.85	60.35	1.5	297042	<	<	128	
CPI LIMITED TO CB VEINLETS.		60.35	61.85	1.5	297043	<	<	137	
		61.85	63.35	1.5	297044	<	<	346	
		63.35	64.85	1.5	297045	<	<	114	
	65								
		64.85	66.35	1.5	297046	<	<	123	
		66.35	67.85	1.5	297047	<	<	125	
		67.85	69.35	1.5	297048	<	<	87	
	70	69.35	70.85	1.5	297049	<	<	141	
		70.85	72.35	1.5	297050	<	<	187	
		72.35	73.85	1.5	297051	<	<	158	
		73.85	75.35	1.5	297052	<	1.8	160	
	75								
		75.35	76.85	1.5	297053	<	<	109	
N.C.		76.85	78.35	1.5	297054	<	<	140	
SAMPLE 297058 = DIORITE-MARGIN BRK.		78.35	79.85	1.5	297055	<	<	149	
	80	79.85	81.35	1.5	297056	<	<	142	8
		81.35	81.69	0.34	297057	<	<	135	8
Q2-CB VEINS; CPY AS BLEBS (3-5%) STRONGLY ALBITIZED (SLTST) ALONG PERIPHERY OF DIORITE.	85	81.69	82.60	0.91	297058	<	<	48	16
		82.60	84.03	1.43	297059	<	<	18	410
		84.03	84.59	0.56	297060	50	0.6	2250	190 110
85.47 CPY BLEBS + STRINGERS; BLEBS OF SILVERY MINERAL (ANHYDRAL BUT 1 XL LIDET ISOMETRIC :: PY?)		84.59	85.41	0.82	297061	220	<6	55	12 92
		85.41	86.58	1.17	297062	220	5.6	7340	1180 2x2730
PROB. "DUSTY" SOFT PY? POSS. COBALTITE? BMS		86.58	88.08	1.5	297063	<	<	173	2
NO ERYTHRITES. (BES. ARSENIO?)	90	88.08	89.58	1.5	297064	<	<	194	



DEPTH (M)	% CORE REC	LITHOLOGY	STRUCTURE	GEOLOGICAL DESCRIPTION	ALTERATION					FRACTURE INTENSITY	% VEIN QTZ.	
					CL	CB	SI	AB	MG			
					A	B	C	D	E			
90.116 - 90				Sq = 80 STRONGLY ALBITIZED STST W NUMEROUS CB STRINGERS // Sp. CB TYPICALLY HOSTS IRREG. ALBDS OF CPY. (TK MG.)	X	X		X	X		43	Sp
97				AB ACT ^N ZONES // Sq; ABUNDANT TO ~92 M.	X	X		X	X		69	
117				90.22 CAVE.	X	X		X	X		29	
95				DEEP. AB; INCR. CL. AS BANDS ACCTS. ↑ PY AS BANDS W CL.	X	X		X	X		44	
86				Sq = 70 97.81 - 98.11 CB V. QZ + CPY VEIN. CPY BLEBS 5-6cm x 2cm.	X	X		X	X		7	
99				CB STRINGERS // Sp	X	X		X	X			
119					X	X		X	X			
93					X	X		X	X			
100				Sq = 60	X	X		X	X		33	
67					X	X		X	X			
92					X	X		X	X			
107				102.70 - 102.85 ^{Sq} CB-CL-PY-CPY VEIN.	X	X		X	X		54	
78				Sq = 45 CL → CLMS; MINOR QZ... CB ≈ AX(?)	X	X		X	X		35	
88				CPY AS BLEBS DISSEM THROUGH ULTR: 3-9%	X	X		X	X		47	
98				CPY + PY AS ACCUM. STRINGERS BLEBS CPY WITHIN "WHEAT" HORIZONTAL GRAINERS OF PY.	X	X		X	X		31	
90				SULPHIDE STRINGERS OF BLBS-CPY PY. x = 60°	X	X		X	X		39	
101					X	X		X	X			
110				PY STRINGERS // Sp WITHIN AB ACT ^N HALO.	X	X		X	X		20	
80					X	X		X	X		27	
101					X	X		X	X		42	
104				Sq = 65	X	X		X	X			
104					X	X		X	X		24	
115				116.2 CL-CB-MG. ACT ^N ; V.S. MAGNETITE PARALLEL	X	X		X	X			
84				PI. → TO Sp; PY UP TO 6-7% WITHIN MG. & Y-(W) CPY.	X	X		X	X		59	
96				DISSEM'S AND STRINGERS // Sp.; CB CLOTS/BLEBS	X	X		X	X		42	
96				2MM-4 X-CUT 2MM CB STRINGERS @ 90° TO Sp.	X	X		X	X		40	
94				REPLACEMENT ACT ^N VS VEIN-STYLE "INTRUSION."	X	X		X	X		58	
120				Sq = 55 * BAND OF SEMI-TO-MASSIVE MG WITH STRINGERS + DISSEM'S PY.	X	X		X	X		21	
87				122.2 - 122.7 BANNED & BANDS // Sp.	X	X		X	X			
79				(?) RESEMBLES C-S SHEARS (!!!)	X	X		X	X		31	
125				124.05 m. E.O.H. VERY STRONGLY MAG. (MASSIVE MG + PY) PY 2-3% WITHIN MG. ↑ CL. ACT ^N .	X	X		X	X			



MINERALIZATION DESCRIPTION	TOTAL SULPHIDE	SAMPLES			SAMPLE NUMBER	ASSAYS			
		FROM	TO	WIDTH		Au ppb	Ag ppm	Cu ppm	As ppm
90	X	89.58	91.08	1.5	297065	<	<	34	
	X	91.08	92.58	1.5	297066	<	<	123	
	X	92.58	94.08	1.5	297067	<	<	14	
95	X	94.08	95.58	1.5	297068	<	<	55	
STRINGER STYLE + DISSEM. PT.	X	95.58	96.63	1.05	297069	<	<	3	
	X	96.63	97.13	0.50	297070	10	<	1065	
	X	97.13	98.63	1.5	297071	<	<	42	
CPY IN CB VENT.	X	98.63	100.13	1.5	297072	<	<	31	
100	X	100.13	101.63	1.5	297073	<	<	536	
	X	101.63	103.13	1.5	297074	20	<	572	
	X	103.13	104.63	1.5	297075	<	<	12	
105	X	104.63	106.13	1.5	297076	<	<	53	
	X	106.13	107.63	1.5	297077	<	<	126	
	X	107.63	109.13	1.5	297078	<	<	25	
110	X	109.13	110.63	1.5	297079	<	<	46	
	X	110.63	112.13	1.5	297080	<	<	450	
	X	112.13	113.63	1.5	297081	<	<	41	
	X	113.63	115.13	1.5	297082	<	<	167	
115	X	115.13	116.53	1.5	297083	<	<	202	
CPY BLEBS IN CR. MG VENT.	X	116.53	118.13	1.5	297084	<	0.4	21	
120	X	118.13	119.63	1.5	297085	<	<	93	
STRINGER STYLE PY Sp.	X	119.63	121.13	1.5	297086	<	<	12	
	X	121.13	122.63	1.5	297087	<	<	17	
	X	122.63	124.05	1.43	297088	<	<	352	
RJ WITH IN E.O.H. @ 124.05 m. MASSIVE MG.	X	NONMONT	STD.	SAP-17	297089	235	<	35	

PAMICON DEVELOPMENTS LIMITED

DRILL LOG

PROJECT FVJ - JAZZ	GROUND ELEV. 1470 m.
HOLE NO. J297-2	BEARING 090
LOCATION UTM: 545 500E 7167 925N	DIP -75
	TOTAL LENGTH 65.84 m
LOGGED BY JRD	HORIZONTAL PROJECT 17.04 m
DATE JUNE 23, 1997	VERTICAL PROJECT 63.60 m.
CONTRACTOR FALCON DRILLING LIMITED	ALTERATION SCALE  <ul style="list-style-type: none"> absent slight moderate intense
CORE SIZE NTW	
DATE STARTED JUNE 22/97	
DATE COMPLETED JUNE 23/97	
DIP TESTS 1 ACID TEST @ E.O.H. = 75°	TOTAL SULPHIDE SCALE  <ul style="list-style-type: none"> traces only < 1% 1% - 3% 3% - 10% > 10%
COMMENTS <p>WILDCAT HOLE DRILLED TO TEST OVERBURDEN-COVERED AREA NW OF "BOLT" AND J297-1.</p> <p>HOLE ENCOUNTERED A HETEROZITHIC BRECCIA CONTAINING ABUNDANT MG WITH TRACE AMOUNTS OF CPY. J297-2 ALSO INTERSECTED A THICK CB-QZ VEIN CONTAINING LARGE (BUT WIDELY-SPACED) BUEBS OF CPY.</p>	

DEPTH (m)	% CORE REC	LITHOLOGY	STRUCTURE	GEOLOGICAL DESCRIPTION	ALTERATION					FRACTURE INTENSITY	% VEIN QTZ.
					MG A	HS B	HE C	CB D	E		
0				0 - 3.05 CASING							
5				3.05 - 7.62 366 SST (BOULDERS?/O.C.?) RUBBLY CORE							
10				7.62 - 29.87 Bht HYDROTHERMAL BRECCIA; VERY POORLY "SORTED"; ANG. TO SWING. FRAGTS. SPS < 15cm. \bar{x} = 1.5-2.0cm ABUNDANT DISSEM. MG. XLS TO 2-3MM; NUMEROUS (WEAR?) IN STRINGERS C 30 + AS FRAG. COATING IN POST BRX FAC'S NETWORK.							
15				17.4 BROKEN + RUBBLY. 18.9 FAULT ?? HEAVILY OXIDIZED / HYDROTHERMAL ZONE 19.6 19.9 FINE (CLASSIC) MAGNETIC + TR CPY/PT.							
20				22.70 FAULT @ 25-30° (SLICKS) 23.16 FAULT @ 25° (SLICKS) STRING CLAST FABRIC (SA) NO UNIFORM FABRIC AS EXPECTED FOR AN SI. ROCKY, LARGE (2-4cm) FRAGTS OF MG.							
25				29.87 FAULT CONTACT; ORIENT. UNCERTAIN. (P-35 UPPER + LOWER CONTACT OF ARG. BRE) 29.87 - 31.70 BLACK ARGILLITE TROUGH-X-ST. → BEDS ARE EIGHT-WAY-UP. S ϕ = 70 BRECCIATED AND CRACKED GRAPHIC (?), BLACK ARGILLITE; FINELY LAMINATED.							
30				31.70 - 36.30 CB-QZ VEIN.; MEGACRYSTIC ANALENE RARE XENOMITHS OF WML-ROCK ARG/SST. LARGE FLOTS OF CPY, 4-5cm. 34.44 - 34.77 LAM. V.F. SST. (XENOMITH OR DIAPY OF WMLROCK BETWEEN 2 CONJUGATE VEINS)							
35				36.30 - INTERBEDDED V.F. SST/SLTST/ARGILLITE. S ϕ = 45-50 MED. DK. GRAY, FINELY LAMINATED; CLEAR EVIDENT DIAGENETIC PY (DISPLACING FEATURES + SOFT-SEDT DETERMINATION) // S ϕ (NOT HYDROTHERMAL SOURCE!) TROUGH Y-STRAIT, MICROPLINIES + LOADS;							
40											
45											

MINERALIZATION DESCRIPTION	TOTAL SULPHIDE	SAMPLES			SAMPLE NUMBER	ASSAYS		
		FROM	TO	WIDTH		Au ppb	Ag ppm	Cu ppm
0								
0.0 - 3.05 CASING								
5								
7.62 - 29.67								
TR ONLY. DISSEM. BLENDS OF CPY.								
WIREG BLENDS 1-4mm.	X							
CPY OCCURS WITH MG. WITHIN BLK	Y							
BUT NOT AT INTERGROWN PHASES	Y							
10		9.45	10.95	1.5	297151	20	75	231
	X	10.95	12.45	1.5	297152	10	<	57
	X	12.45	13.95	1.5	297153	5	<	148
	Y							
	Y	13.95	15.45	1.5	297154	35	<	120
15								
	X	15.45	16.95	1.5	297155	25	<	255
	X	16.95	18.45	1.5	297156	65	<	244
	Y							
	Y	18.45	19.95	1.5	297157	30	<	319
20								
	X	19.55	21.45	1.5	297158	20	<	985
	X	21.45	22.95	1.5	297159	15	<	29
	Y	22.95	24.45	1.5	297160	5	<	15
	X							
	X	24.45	25.95	1.5	297161	15	<	5
	X	25.95	27.45	1.5	297162	15	<	7
	X							
	X	27.45	28.95	1.5	297163	5	<	24
25								
	X	28.95	29.87	0.92	297164	40	<	207
	X	29.87	31.70	1.83	297165	5	<	160
30								
31.70 - 36.70 CB V. QZ VEIN.								
COARSELY FLINE AK, QZ + CPY.	X	31.70	32.20	0.50	297166	10	2.0	2650
LARGE BLENDS CPY, BUT	X	32.20	33.70	1.50	297167	30	0.4	2110
FEW - VERY LIMITED SULPHIDE.	X	33.70	35.20	1.5	297168	10	<	57
35								
CPY @ 32.58 - 31.70								
@ 33.40		35.20	36.70	1.5	297169	<	<	317
		36.70	38.20	1.5	297170	<	<	28
		38.20	39.70	1.5	297171	<	<	621
40								
		39.70	41.20	1.5	297172	<	<	23
		41.20	42.70	1.5	297173	<	<	26
		42.70	44.20	1.5	297174	<	<	29
		44.20	45.70	1.5	297175	<	<	13
45								

DEPTH (M)

% CORE REC

LITHOLOGY

STRUCTURE

GEOLOGICAL DESCRIPTION

ALTERATION

MG
A

HS
B

HE
C

CB
D

E

RQD
FRACTURE
INTENSITY

% VEIN QTZ.

INTERBEDDED SLTST, SST, BLACK MST/ARG.
FINELY LAMINATED;

S_φ = 45

N.B. TEXTURES INDICATE THAT SOME
BRX ZONES WITH CB VEINING
DEVELOPED WHILE SANDS WERE
SEMI-PLASTIC.

57.3 CAVED BRX RUBBLE.

S_φ = 50

NO CHANGE IN LITH.

FRAC'S

CB // S_φ.

AND AT 90° TO S_φ.



S_φ = 75-70

65.84

E.O.H.

50

55



60



65

70

PAMICON DEVELOPMENTS LIMITED

DRILL LOG

PROJECT FJV - JAZZ	GROUND ELEV. 1580 m
HOLE NO. J297-3	BEARING VERT.
LOCATION UTM: 545 630 E 7 168 310 N	DIP -90
	TOTAL LENGTH 43.28 m
LOGGED BY JRD	HORIZONTAL PROJECT ∅
DATE JUNE 24, 1997	VERTICAL PROJECT 43.28 m
CONTRACTOR FALCON DRILLING LIMITED	ALTERATION SCALE  0 1 2 3 absent slight moderate intense
CORE SIZE NTW	
DATE STARTED JUNE 22, 1997	TOTAL SULPHIDE SCALE  0 1 2 3 4 traces only < 1% 1% - 3% 3% - 10% > 10%
DATE COMPLETED JUNE 23 1997	
DIP TESTS	
COMMENTS <p>J297-3 WAS DRILLED TO TEST A COVERED TARGET ABOVE THE FLANK AREA OF A SIGNIFICANT GEOPHYSICS TARGET.</p> <p>THE HOLE INTERSECTED A UNIT OF METALLOTIC HEMATITE BRECCIA. NO SIGNIFICANT SULPHIDE MINERALIZATION WAS NOTED.</p>	LEGEND BHT = METALLOTIC BRECCIA HS = SPECULAR HEMATITE CL = CHLORITE MS = SERICITE CB = CARBONATE.

DEPTH (m)	% CORE REC	LITHOLOGY	STRUCTURE	GEOLOGICAL DESCRIPTION	ALTERATION					RQD FRACTURE INTENSITY	% VEIN QTZ.
					HS A	JA B	CL C	MS D	CB. E		
0				0.0 - 9.75 CASING							
5				9.75 - 43.28 Bht							
				HEMIPHANTIC BRECCIA; VARIABLY ALTERED, PINK STAIN PDS. POTASSIC ALTN OR HEQUANTIC ALTN.; ABUNDANT HS ALTN AS DISSEMINATIONS AND STRINGS WITHIN BRX, TYPICALLY WITH CB.	X	X	X	X	X		
				SUGAR PATRINE @ N10°	X	X	X	X	X		
				EVAPORITE ALTERATION PERSASIVE, ESP. TOP 14 M.	X	X	X	X	X		
				JAROSITE COMMON ON FRACTURE SURFACES	X	X	X	X	X		
				13.60 FAULT @ 45° HE WITHIN BRX ALONG FRAC'S AS AN EXT ^N OF HS/MG	X	X	X	X	X		
				NO OTHER LITHOLOGIES INTERSECTED.	X	X	X	X	X		
				14.10 FAULT @ 25° 14.23 FAULT @ 30° Fe-CARB. PORPHYROBLASTS 0.7-0.8cm, TR PY AS.	X	X	X	X	X		
				RIMS  MOSTLY WITHIN RED/PINK BRX. FRAC'S 4% RESIDUAL WITHIN CARB. P.S.	X	X	X	X	X		
					X	X	X	X	X		
				FRAC'S @ 10°/30°	X	X	X	X	X		
				26.32 FAULT @ 0° S. JA. ALONG SLICES.	X	X	X	X	X		
				~27m. FRAC'S @ CB. VEINLETS @ ~5-8°	X	X	X	X	X		
				30.2 FAULT @ 30° @ 0°	X	X	X	X	X		
				31.20 FAULT @ 33.70 @ 15° S. JAROSITE; SLICES; ISROGAN.	X	X	X	X	X		
				43.28 E.O.H.	X	X	X	X	X		

PAMICON DEVELOPMENTS LIMITED

DRILL LOG

PROJECT FJV - JAZZ	GROUND ELEV. 1415 m.
HOLE NO. J297-4	BEARING 090°
LOCATION UTM: 7 167 300N 545, 125E CLAIM #42 (JAZZ)	DIP -80°
LOGGED BY JRDICKIE	TOTAL LENGTH 164.29 m.
DATE JUNE 25, 1995	HORIZONTAL PROJECT 28.53 m.
CONTRACTOR FALCON DRILLING LIMITED.	VERTICAL PROJECT 161.79 m.
CORE SIZE NTW	ALTERATION SCALE 0 1 2 3 absent slight moderate intense
DATE STARTED JUNE 23, 1997	TOTAL SULPHIDE SCALE 0 1 2 3 4 traces only < 1% 1% - 3% 3% - 10% > 10%
DATE COMPLETED JUNE 26, 1997	
DIP TESTS 2 DIP TESTS. 469' \cong 81° 539' \cong 79°	
COMMENTS JAZZ 97-4 WAS DRILLED TO TEST A SIGNIFICANT MAGNETIC ANOMALY. DRILLING INTERSECTED A COMPLEX HETEROLITHIC BRECCIA COMPLEX. THE SUCCESION INCLUDES CRACKLED SILTSTONE, DIORITE (MINOR) AND HETEROLITHIC BRECCIA. THE BRECCIA IS UNUSUAL IN THAT IT INCLUDES DISTINCT SEDIMENTARY FEATURES, NOTABLY GRADING. A WIDE INTERSECTION OF MINERALIZED BRECCIA INCLUDES BARS AND MATRIX-REPLACEMENT STYLE PYRITE AND CHALCOPYRITE, UP TO 2-4%. THE MINERALIZATION IS SOMEWHAT DISCONTINUOUS LOCALLY BUT AVERAGES AS MUCH AS 1-2% PYRITE AT BARS AND STRINGERS. THE LOWER CONTACT PLATE BRECCIA HAS A GREY ARGILLITE UNIT. MULTIPLE ALTERATION ZONES (AB AND LASTS) OCCUR BUT THE MOST PROMINENT IS PROPYLITE - STILC. CHLORITE - SERICITE - CARBONATE +/- MAGNETITE. N.B. MAGNETITE RICH DIORITE OCCURS AS CLASTS, AS DO MAGNETITE - CHALCOPYRITE FRAGMENTS.	LEGEND BRV - BRECCIA BHT - HETEROLITHIC BRECCIA BHM - MONOLITHIC BRECCIA SLTST - SILTSTONE FRAC - FRACTURE DI - DIORITE MS - SERICITE AB - ARBITE CL - CHLORITE MG - MAGNETITE CB - CARBONATE ISOLLS Y. ANKERITE PY - PYRITE CPT - CHALCOPYRITE HS - SPECULAR HEMATITE CL - CHLORITE JA - JAROSITE KF - POTASSIUM FELDSPAR.

PTH	% CORE REC	LITHOLOGY	STRUCTURE	GEOLOGICAL DESCRIPTION	ALTERATION					RQD	FRACTURE INTENSITY	% VEIN QTZ.
					HE A	AB B	MG C	CB D	TA E			
0				0-7.62 CASING								
5				7.62-12.80 RUBBLE.								
10				FAULT @ 5.0								
12.80-18.00				Bht								
14.75-15.75				Heterogeneous Breccia.	X							39
17.75-18.75				LARGE FRACTS OF RIPPLED UP SLTST;	X							40
18.75-19.75				PINK Fe-oxide staining of fract. - v. kf int ⁿ (?)	X							41
19.75-20.75				ANG TO RND. FRACTS; ANG LARGE WHIPPED MATRIX.	X							42
20.75-21.75				MINERAL CEMENT-SIZE SILTE. NG. FRACTS ?? PORPHYROBLASTS?	X							43
18.00-19.91				CRACKLE BRX + Bht.	X	X						44
19.00-19.50				(19.00 OPEN FOLD NOSE); PINK TO RED ACT ⁿ (HE) CRACKLED	X	X						45
51.70				SLTST. INTRODUCTION OF Bht/BHM TONGUES ALONG Sp	X							46
19.91-24.00				FRACTS; NG PORPHYROBLASTS; CUMULATE-SUBHORIZONTAL 3-4mm	X	X						47
19.91-24.00				Bht	X	X						48
25.70 BRX @ 45°				CRAD. CONTACT; TONGUES OF Bht DOMINATE;	X	X						49
25.70 BRX @ 45°				Si = INTRODUCTION FRAC//SP (70°); HIGHLY MILLED BRX MATRIX	X	X						50
(SIN-BHT)				+ (E) BR int ⁿ .	X	X						51
24.00-29.75				CRACKLE BRX (CRAD. CONTACT)	X	X						52
25.00-26.50				FOLD NOSE; (INC. DISARTICULATED ALKY FR. NOSE.	X	X						53
26.50-27.75				↑ FRACTURE; 26.50 → 27.75 FRACTS APPEAR TO HAVE	X	X						54
27.75-28.75				REVERSED INTRUSIVE (REVERSED) BED-LAM'S (S-g)	X	X						55
28.75-29.75				DISJOINTED BHT FOLLOW ORIGINAL Sp	X	X						56
29.75-29.95				Bht.	X	X						57
29.95-30.15				SMALL TONGUE Bht; (W) AB. int ⁿ DE MATRIX; (S) CB-MG.	X	X						58
30.15-38.00				DIORITE. (FALTERED LOWER CONTACT)	X	X						59
30.15-38.00				CRACKLE BRECCIA/LOCALLY BHM	X	X						60
30.15-38.00				CB-MG. MATRIX.; (S) HG (RED) int ⁿ OF FRACTS.	X	X						61
30.15-38.00				RESIDUAL CB PORPHYROBLASTS.	X	X						62
37-38.				COMMON-BITCH int ⁿ - AB.; 38-38.2 S-SB PORPH 1-1.5cm	X	X						63
38.00-51.09				SLTST	X	X						64
51.09-51.50				GRAY, FINELY LAM. SLTST. AB ⁿ ZONES THROUGHOUT.	X	X						65
51.50-51.75				PINKING - POSS KF??; LARGE CB. PORPHYROBLASTS	X	X						66
51.75-51.90				SLTST WITH INCR. PINKING OF SLTST.	X	X						67
51.90-52.00				GRADED, LAM ⁿ THROUGH X-LINAT V.F. SLT/SLTST BANDS	X	X						68
52.00-52.10				7-10cm THICKY INCRUSTED-CB-PORPHYROBLASTS	X	X						69
52.10-52.20				+ ABC(?) PINK int ⁿ (KF??) FOL?? ACT ⁿ IN	X	X						70
52.20-52.30				COARSER PORTION.	X	X						71


MINERALIZATION DESCRIPTION	TOTAL SULPHIDE	SAMPLES			SAMPLE NUMBER	ASSAYS				
		FROM	TO	WIDTH		Au ppb	Ag ppm	Cu ppm		
CASING TO 7.62 m. RUBBLE TO 12.50 m. (START SAMPLE SERIES)		RUBBLE +	CASING ↓							
NO MINERALIZATION NOTED.										
				12.50	14.30	1.5	N297201	<	<	9
				14.30	15.80	1.5	297202	10	<	4
				15.80	17.30	1.5	297203	5	<	79
				17.30	18.80	1.5	297204	10	<	923
				18.80	20.30	1.5	297205	<	<	977
				20.30	21.80	1.5	297206	<	<	445
				21.80	23.30	1.5	297207	<	<	82
				23.30	24.80	1.5	297208	45	<	6
				24.80	26.30	1.5	297209	<	<	4
				26.30	27.80	1.5	297210	15	<	11
				27.80	29.30	1.5	297211	10	<	11
				29.30	30.80	1.5	297212	<	<	8
				30.80	32.30	1.5	297213	<	<	10
				32.30	33.80	1.5	297214	10	<	122
				33.80	35.30	1.5	297215	<	<	3
				35.30	36.80	1.5	297216	<	<	1
				36.80	38.30	1.5	297217	<	<	1
				38.30	39.80	1.5	297218	<	<	1
				39.80	41.30	1.5	297219	<	<	1
				41.30	42.80	1.5	297220	<	<	2
				42.80	44.30	1.5	297221	<	<	1
				44.30	45.80	1.5	297222	<	<	2

DEPTH (m)	% CORE REC	LITHOLOGY	STRUCTURE	GEOLOGICAL DESCRIPTION	ALTERATION					FRACTURE INTENSITY	RQD	CL + SER.	
					HE	AB	MG	CB	JA				
					A	B	C	D	E				
				MULTIPLE ALTERATION FRONTS; STRONG CB...	X			X					
				47.00 1-2 cm CB PORPHYROCLASTS	X			X					
				CB CLASTS 40-45	X			X					
				48-45	X			X					
50			CB	51.69-63.49 MATRIX-SUPPORTED BRECCIA? / PEROLY SST?	X		X	X				X	X
				- FRAGMENTS OF STD. WITHIN SANDY MATRIX. ANG. SUBANG.	X		X	X				X	X
				- STRONG S.D.C. NON. IN MATRIX; STRONG CL-SERICITE	X		X	X				X	X
				- MATRIX SUPPORT; V. FINE SANDY/SILTY? MATRIX	X		X	X				X	X
				STRONGLY ALT BY CL 1; MINOR MG BUT PROB. ALT TO H.S.	X		X	X				X	X
55				STRONG "PINKING" OF FRAGTS ALONG AXIS OF UNIT; INCR. CLAST "SUPPORT" TOWARD AXIS.	X		X	X				X	X
				H.S. & MG. AS CLASTS FINELY COMMINGLED MATERIAL IN MATRIX.	X		X	X				X	X
				FAULT ZONE. S. J.A.	X		X	X	X	X		X	X
				52.00-54.85 FAULT / BROKEN ZONE. SLICES 0-45-50 (CA JAROSITE)	X		X	X	X	X		X	X
60				GRADATION INTO HETEROGENEOUS CLAST SUPPORTED BRK	X		X	X				X	X
				CL-SER - MG RIMS AROUND CLASTS + WITH L.B.	X		X	X				X	X
				CB AS PORPHYROCLASTS AND AS CLASTS	X		X	X				X	X
				MG AS CLASTS + PORPHYROCLASTS	X		X	X				X	X
				MG DISTING. THROUGH MATRIX; CSP. AROUND FRAGTS.	X		X	X				X	X
65				63.49-64.71 CRACKLE BRK / SLTST	X		X	X				X	X
				RELICT Sg = 90°	X		X	X				X	X
				FC-STAINED, SPOTTED (CB?) SSTS, FRAGMENTED	X		X	X				X	X
				IN Sg; SLIGHT ROT. OF FRAGTS; SERICITE PERVASIVE.	X		X	X				X	X
				MG-CB-CL INFILL BETWEEN FRAGTS.	X		X	X				X	X
70				64.71-68.40 GRADED BRK / CONGLOMERATE + Bkt	X		X	X				X	X
				DISTRIBUTION - NORMAL GRADING; SOFT-SED. (EXTREMELY GOOD)	X		X	X				X	X
				68.40-68.85 LEADING AT TOP IN FINES (SLTST); MULTIPLE MICRO (mm's) GRADED BANDS WITHIN SLTST. CLEARLY A GRAVITY-SORTED LITHOLOGY. TOP LAYER IS UNDISTURBED BUT UNDERLYING UNITS SHOW RELICT GRADING + SOFT-SED. DEFORMATION	X		X	X				X	X
				Bkt CONTAINS CLASTS OF MG. WITH TR PY & CPT. ANG. FRAGTS. CB RIMS AND PORPH'S	X		X	X				X	X
				MG FRAGTS TO 15 cm. FRAGMENT-SUPPORT.	X		X	X				X	X
				CRACKLED SLTST (AS PREV.)	X		X	X				X	X
75				68.85-85.06 Bkt	X		X	X				X	X
				AB ALT, MATRIX-RICH, PY+MG. POLYMET BRK; CRAT-CHOR.	X		X	X				X	X
				ANG. CLASTS; AVE. CLASTS 2-4 cm. - LOCALLY POSSIBLE GRADING.	X		X	X				X	X
				AB(p) = 45°	X		X	X				X	X
				ANG. CLASTS SUSPENDED IN MATRIX. ABUNDANT MG CLASTS.	X		X	X				X	X
80				MULTIPLE BRK TONGUES SEPARATED BY FINE-GRAINED "MATRIX"; LOCALLY STRONG AB(plane) FABRIC (Sg)	X		X	X				X	X
				- SEDIMENTARY ORIGIN.	X		X	X				X	X
85				75.8 NODULE-LIKE LATHES, SOFT, GREEN MINERAL	X		X	X				X	X

MINERALIZATION DESCRIPTION	TOTAL SULPHIDE	SAMPLES			SAMPLE NUMBER	ASSAYS		
		FROM	TO	WIDTH		Au ppb	Ag	Cu
		45.80	47.30	1.5	297223	<	<	1
		47.30	48.80	1.5	297224	<	<	1
		48.80	50.30	1.5	297225	<	<	2
		50.30	51.80	1.5	297226	<	<	1
		51.80	53.30	1.5	297227	20	<	2
		53.30	54.80	1.5	297228	<	<	1
		54.80	56.30	1.5	297229	<	<	4
		56.30	57.80	1.5	297230	<	<	3
		57.80	59.30	1.5	297231	<	<	5
		59.30	60.80	1.5	297232	<	<	11
		60.80	62.30	1.5	297233	<	<	12
MIXTURE TRACES, PETROLOGICALLY, OF PY 4L COP ASSOCIATED WITH CLAST/GRANITE W/ MG. IN MATRIX.		62.30	63.80	1.5	297234	<	<	10
		NEWMONT STD. #	N.S.	297235*	240	<		35
		63.80	65.30	1.5	297236	<	<	13
		65.30	66.80	1.5	297237	<	<	25
		66.80	68.30	1.5	297238	<	<	106
		68.30	69.80	1.5	297239	<	<	66
68.85 → MG IN MATRIX ONLY /vs. CLASTS AND APPEARS TO BE FRAGMENTAL FRAGTS NOT OVERPRINTED BY MG (AS IS THE CASE DOWN-HOLE) MG WITH CAY-PY AS FRAGTS. MG ≈ 7-8%; LOCALLY CONCENTRATED IN PSEUDO(?) LAMINATIONS PARALLEL TO CLAST/GRAN FABRICS. (GRANITE-SORTING OF HEAVY MG GRAINS?)		69.80	71.30	1.5	297240	<	<	214
		71.30	72.80	1.5	297241	<	<	66
		72.80	74.30	1.5	297242	<	<	12
		74.30	75.80	1.5	297243	<	<	7
		75.80	77.30	1.5	297244	<	<	50
		77.30	78.80	1.5	297245	<	<	47
		78.80	80.30	1.5	297246	5	<	13
		80.30	81.80	1.5	297247	<	<	10
		81.80	83.30	1.5	297248	10	<	9
		83.30	84.80	1.5	297249	10	<	7
		84.80	86.30	1.5	297250	<	<	23
		86.30	87.80	1.5	297251	<	<	3
		87.80	89.30	1.5	297252	<	<	5
		89.30	90.80	1.5	297253	<	<	8

DEPTH (m)	NOTE & DEPTH	% CORE REC	LITHOLOGY	STRUCTURE	GEOLOGICAL DESCRIPTION	ALTERATION					FRACTURE INTENSITY	% VEIN-GFTZ	CL + SER.
						HF	AB	MG	CB	JA			
						A	B	C	D	E			
85					85.06-93.20 CRACKLE BRECCIA. CRACKLED SPDT (SLTST); STRONGLY INFILLED BY FRAGS @ 45% CB-MG-(TR) CL AS VEINLETS/STRINGLETS	X	X	X	X	X			
					87.90-88.09 FAULT STRONG AB ALT ⁿ ; FRAG ⁿ ROTATION/TRANSL. MODERATE.	X	X	X	X	X			
					91.58 5cm CB VEIN @ 10° CONTACT WITH DI MULTIPLE DI TINGLES AND INTRUSION FOLIATION. CB VEIN AT CONTACT ZONE.			X	X	X			
90					93.80-99.70 DIORITE.			X	X	X			
					97.03 FAULT @ 45° AUTOBRECCIA CONTACT; S. CARB. ALT ⁿ (i.s.) CL-ALT ⁿ . STRONGLY MAGNETIC; MG HIGHLY VERY FINELY DISSEM ^p .			X	X	X			
					CB VEINLETS @ 35-40° INCLUSIONS OF SLTST? AS XENOLITHS, POSS. PART OF HWT BAY. CONTACT MIXING WITH BHM/CRACKLE BRECCIA. CARBONATE BLUES AND VEINLETS. 4-5mm.			X	X	X			
100					99.80-102.47 CRACKLE BRECCIA:	X	X	X	X	X			
					PINKISH, Fe-STN (HG) 4. KF?? CRACKLE BRECCIA, FRAGS FILLED BY CB, MINOR ROT./TRANSL. CLUSTS.	X	X	X	X	X			
					102.47-152.99 Bht	X	X	X	X	X			
					HETEROCLINIC BRX; SIMILAR TO ADJACENT (PREV) CRACKLE BRX EXCEPT CLUSTS ARE SEPARATED BY MATRIX ZONES AND CLASTS OF MAGNETIC DIORITE HAVE BEEN INTRODUCED. TR-0.5% CRY BLUES THROUGHOUT IN MATRIX.	X	X	X	X	X			
					S. CB ALT ⁿ ; ROUNDED EXOTIC FRAGS (DIORITE) PY-CRY IN DIORITE (0.5%)	X	X	X	X	X			
					CLASTS ARE VARIABLY ALTERED BY Fe-OXIDE AND/OR K-SPAR. MAGNETITE ABUNDANT UP TO 5-6%, MOSTLY AS FRAGMENTS.	X	X	X	X	X			
					VERY LARGE DIORITE FRAGS (ROUNDED) 50-60cm;	X	X	X	X	X			
115					115.62 CAVED MATERIAL] LOCALLY, STRONG PRIMARY FABRICS ARE DEFINED BY ALIGNED AB PLACES OR FRAGS.	X	X	X	X	X			
					MULTIPLE ZONES OF INTENSE CHLORITE ALT ⁿ ; LARGELY AS FRAGMENTS OF CHLORITE - ALT ⁿ MATERIAL;	X	X	X	X	X			
120					CD VEINLETS 45-55° DIORITE FRAGS TEND TO CONTAIN SULPHIDE.	X	X	X	X	X			
					119.7 - START OF PY/CRY MINERALIZATION; PRIOR TO THIS Pt. FVJ-CRY OCELLUS AS AN ACCESSORY TO MORITE OR MG CLASTS.	X	X	X	X	X			
					MINERALIZATION CONTINUES UNTIL 152.99 m.	X	X	X	X	X			
					TOTAL MIN. WIDTH = 33.29 m. (119.23')	X	X	X	X	X			
125					UNIT BECOMES INCR. SERICITIC TOWARD BASE; INCR. IN AB-ALT ⁿ . FRAG ⁿ TOWARD BASE;	X	X	X	X	X			
						X	X	X	X	X			
130						X	X	X	X	X			

MINERALIZATION DESCRIPTION	TOTAL SULPHIDE	SAMPLES			SAMPLE NUMBER	ASSAYS		
		FROM	TO	WIDTH		Au Ppb	Ag ppm	Cu ppm
85								
90								
PT ^{1/2} CR ^{1/2} FOUND AS ACCESSORY TO MG. WITHIN FRAGMENTS OR AS RIMS + STRINGERS WITHIN MG-RICH DIORITE.		90.80	92.30	1.5	297254	<	<	2
		92.30	93.80	1.5	297255	<	<	5
		93.80	95.30	1.5	297256	80	<	622
95		95.30	96.80	1.5	297257	<	<	533
		96.80	98.30	1.5	297258	<	<	132
		98.30	99.80	1.5	297259	<	<	498
		99.80	101.30	1.5	297260	10	<	1400
100		101.30	102.80	1.5	297261	5	<	635
		102.80	104.30	1.5	297262	<	<	173
		104.30	105.80	1.5	297263	<	<	10
105		105.80	107.30	1.5	297264	<	<	5
		107.30	108.80	1.5	297265	<	<	22
		108.80	110.30	1.5	297266	<	<	17
110		110.30	111.80	1.5	297267	<	<	12
	112.5 LARGE CPY BLENDS WITHIN CB WITH (~1.5cm WIDG)	111.80	113.30	1.5	297268	55	<	1670
	VEINLET ρ ~ 80	113.30	114.80	1.5	297269	5	<	29
115		114.80	116.30	1.5	297270	<	<	8
		116.30	117.80	1.5	297271	<	<	14
		117.80	119.30	1.5	297272	<	<	52
119.7 SULPHIDE AS PY AND CPY BLENDS. BLENDS SUBROUNDED WITHIN MATRIX, LOCALLY AS FRAC-FILL STRINGERS BLENDS AVE 0.8-1.2 CM. CPY SIMILAR PY > CPY BY ABOUT 3:2 PY+CPY FROM TL TO ~1-3% LOCALLY 5-7% OVER ~10cm INTERVALS. ASSOCIATED WITH HIGH SERICITE. SOME SULPHIDE RESEMBLES FRAGMENTAL SULPHIDE, SIMILAR TO VMS - MOST LOOKS ZONATED (IN SITU GRANITE)		119.30	120.80	1.5	297273	70	<	18
		120.80	121.80	1.0	297274	25	<	54
		121.80	122.80	1.0	297275	20	<	1745
		122.80	123.80	1.0	297276	35	<	2340
		123.80	124.80	1.0	297277	50	<	2740
125		124.80	125.80	1.0	297278	475	1.6	127 STD
		125.80	126.80	1.0	297279	45	<	2180
130		126.80	127.80	1.0	297280	25	<	217
		127.80	128.80	1.0	297281	10	<	158
		128.80	129.80	1.0	297282	15	<	323





DEPTH (m)	% CORE REC	LITHOLOGY	STRUCTURE	GEOLOGICAL DESCRIPTION	ALTERATION					FRACTURE INTENSITY	% VEIN QTZ	CL + SER.		
					HE	AB	HG	CB	JA					
					A	B	C	D	E					
130				LARGEST FRAGS ARE DIORITE (50-70cm) WITH ROUNDED EDGES. THE coarsest MATERIAL APPEAR TO BE WITHIN THE CONTRACTURE BRECCIA.			X	X					X	X
135				N 130.76 FINING CYCLES BUT N/A AT CLASH AS PREVIOUSLY.		X	X	X					X	X
140				WHERE IT OCCURS WITH AB ALT ^b FRACT, HG IS SECONDARY & OCCURS AS PORPHYROBLASTS GROWN ACROSS CLASTS + MATRIX LIKE. AB ALTERATION SHOWN REFERS TO CLASTS ALTERED, RIPPED UP + TRANSPORTED IN BRECCIA.		X	X	X					X	X
145				~143.35 CB INFIL IN TENSION CRACKS. STRONG CB-CL-SER. INT ^b TOWARD BOTTOM OF BRECCIA UNIT.		X	X	X					X	X
150						X	X	X					X	X
152.99-164.29				GREY ARGILLITE / SLTST		X	X	X					X	X
Sq = 45				FINELY LAMINATED SILTY ARGILLITE, CONTACT WITH BRECCIA ALTERED + BUGHOLD, POSS. ABITIC ALT ^b (STRONG), VEINED (CB)		X	X	X					X	X
				SOFT SEP ^b / DEWATERING STRUCTURES. ~154.3 10cm CR VEIN @ 50.0? 154.5 " " "		X	X	X					X	X
Sq = 60						X	X	X					X	X
164.29				E.O.H		X	X	X					X	X
170						X	X	X					X	X

MINERALIZATION DESCRIPTION	TOTAL SULPHIDE	SAMPLES			SAMPLE NUMBER	ASSAYS		
		FROM	TO	WIDTH		AU PPB	AG PPM	CU PPM
130	X	128.80	129.80	1.0	297283	85	<	511
	X	129.80	130.80	1.0	297284	30	<	499
	X	130.80	131.80	1.0	297285	40	<	74
	X	131.80	132.80	1.0	297286	115	<	317
135	X	132.80	133.80	1.0	297287	5	<	7
MINERALIZATION AS PREV. LARGELY DISAPPEARS	X	133.80	134.80	1.0	297288	65	<	26
VARIABLE % SULPHIDE, REAPPEARS AS	X	134.80	135.80	1.0	297289	15	<	43
FINELY DISSEMINATED AND	X	135.80	136.80	1.0	297290	10	<	23
SPRINGER / PLAT BENCH OF P4+CP4.	X	136.80	137.80	1.0	297291	10	<	7
140	X	137.80	138.80	1.0	297292	15	<	5
	X	138.80	139.80	1.0	297293	140	<	8
DECREASE SULPHIDE %	X	139.80	140.80	1.0	297294	<	<	3
	X	140.80	141.80	1.0	297295	<	<	4
	X	141.80	142.80	1.0	297296	<	<	5
145	X	142.80	143.80	1.0	297297	<	<	49
	X	143.80	144.80	1.0	297298	<	<	6
	X	144.80	145.80	1.0	297299	<	<	46
	X	145.80	146.30	0.5	297300	<	<	10
	X	146.30	146.80	0.5	297301	<	<	24
150	X	146.80	147.80	1.0	297302	<	<	111
	X	147.80	148.30	0.5	297303	<	<	1035
	X	148.30	148.80	0.5	297304	<	<	149
	X	148.80	149.80	1.0	297305	<	<	2030
	X	149.80	150.80	1.0	297306	<	<	109
155	X	150.80	151.30	0.5	297307	15	<	3330
	X	151.30	152.30	1.0	297308	10	<	4740
	X	152.30	152.80	0.5	297309	15	2.2	6740
	X	152.80	153.80	1.0	297310	65	<	642
	X	153.80	155.30	1.5	297311	<	<	20
160	X	155.30	156.80	1.5	297312	<	<	34
	X	156.80	158.30	1.5	297313	<	<	145
	X	158.30	159.80	1.5	297314	<	<	35
	X	159.80	161.30	1.5	297315	<	<	21
164.29 E.O.H.	X	161.30	162.80	1.5	297316	<	<	76
165	X	162.80	164.29	1.49	297317	<	<	67
STD. = 002-33	X	NEWMONT STD	*N/S		297318	435	1.8	122

PAMICON DEVELOPMENTS LIMITED

DRILL LOG

PROJECT FJV - JAZZ	GROUND ELEV. 1415m
HOLE NO. JZ97-5	BEARING 090°
LOCATION 7,167,300N 545,125E JAZZ 42 CLAIM	DIP -4.5°
	TOTAL LENGTH 123.75
LOGGED BY JRDICKIE	HORIZONTAL PROJECT n/a
DATE JUNE 29/97	VERTICAL PROJECT n/a
CONTRACTOR FALCON DRILLING LIMITED	ALTERATION SCALE  <ul style="list-style-type: none"> 0 absent 1 slight 2 moderate 3 intense
CORE SIZE NTW.	
DATE STARTED JUNE 26/97	
DATE COMPLETED JUNE 28/97	TOTAL SULPHIDE SCALE  <ul style="list-style-type: none"> 0 traces only 1 < 1% 2 1% - 3% 3 3% - 10% 4 > 10%
DIP TESTS	
COMMENTS JZ97-5 WAS DRILLED TO TEST THE UPDIP POTENTIAL OF MINERALIZATION CUT IN DDH JZ 97-4 (SAME SETUP) GEOLOGY AND COMMENTS SIMILAR TO JZ 97-4	LEGEND

DEPTH (m)	% CORE REC	LITHOLOGY	STRUCTURE	GEOLOGICAL DESCRIPTION	ALTERATION					FRACTURE INTENSITY	% VEIN QTZ	MS (SER)	
					AB	CB	HS	MG	CL				
					A	B	C	D	E				
0.0 - 3.05				CASING.									
3.05 - 15.54				RUBBLE; GREY CLST / ARGILLITE. BROKEN CORE; WHOLLY SEDIMENTARY ROCK; WEAKLY CHLORITE ALTERED.					X				
15.54 - 17.38				RUBBLY CORE; CRACKLE BRECCIA. BROKEN + RUBBLY CORE; PIECES CONSIST OF STRONGLY HEMATITIC / JAROSITIC BRECCIATED SEDIMENTS (SLTST / SST).	X	X	X	X	X				
17.38 - 24.8				HYDROTHERMALIC BRECCIA (BHT) VAR. CLASTS / FRAGMENTS; WIDE RANGE OF SIZES, SURROUNDED TO SUBANGULAR; MATRIX-RICH ROCKS; LARGE BLOCKS (1m) OF AG-ACT ⁰ SLTST.	X	X	X	X	X				
24.8 - 28.25			24.8 FAULT @ 20°	S. CHLORITIC APHANTIC TO VIFINE FINE WORITE. CLOTS + BLENDS OF MG THROUGH MATRIX, MUCH LOSS (S) CB-SLST-ACT ⁰ MATRIX; (S) CHLORITE ALN PERVASIVE; TR ONLY OF HS. NO GRADING OR DEFINED SEQUENCING OF	X	X	X	X	X				
28.25 - 30.18			28.25 FAULT ORIENT.?	INTRUSIVE → BHT → BHM / CRACKLE BRK → WALL ROCK AS SEEN IN ADJACENT HOLE (J295-4)	X	X	X	X	X				
30.18 - 30.45			30.18 FAULT	JAROSITE STRONG ON FRACTURE SURFACES. CB RHOMBS IN CHLORITE-ACT ⁰ FRAGTS. LOCALLY V. VAGUE ALIGNMENT OF FRAGTS	X	X	X	X	X				
30.45 - 30.65			FRAGTS @ 45° CB STRIKES @ 45°	FRAGTS 1-2cm. CL-CB-MG-MATRIX.	X	X	X	X	X				
30.65 - 41.0				41.0 (S) JAROSITE	X	X	X	X	X				
41.0 - 46.6				46.6 CB VEIN @ 30°	X	X	X	X	X				



MINERALIZATION DESCRIPTION	TOTAL SULPHIDE	SAMPLES			SAMPLE NUMBER	ASSAYS		
		FROM	TO	WIDTH		Am	Ag	Cu
0								
5								
10								
15								
20		17.38	18.88	1.5	200701	<	<	29
		18.88	20.38	1.5	200702	<	<	12
		20.38	21.88	1.5	200703	<	<	6
		21.88	23.38	1.5	200704	<	<	6
		23.38	25.38	1.5	200705	<	<	11
25								
		25.38	26.88	1.5	200706	<	<	42
		26.88	28.38	1.5	200707	<	<	21
		28.38	29.88	1.5	200708	<	<	9
30								
		29.88	31.38	1.5	200709	<	<	19
		31.38	32.88	1.5	200710	<	<	11
		32.88	34.38	1.5	200711	10	<	31
		34.38	35.88	1.5	200712	<	<	57
35		35.88	37.38	1.5	200713	<	<	251
		37.38	38.88	1.5	200714	<	<	125
		38.88	40.38	1.5	200715	<	<	14
		40.38	41.88	1.5	200716	<	<	9
		41.88	43.38	1.5	200717	<	<	30
40		43.38	44.88	1.5	200718	<	<	3
		44.88	46.38	1.5	200719	<	<	3
		46.38	47.88	1.5	200720	10	<	4
		47.88	49.38	1.5	200721	<	<	6
		49.38	50.88	1.5	200722	<	<	7
45		50.88	52.38	1.5	200723	<	<	70

MINERALIZATION DESCRIPTION	TOTAL SULPHIDE	SAMPLES			SAMPLE NUMBER	ASSAYS		
		FROM	TO	WIDTH		Au	Ag	Cu
45		52.38	53.88	1.5	200724	<	<	19
		53.88	55.38	1.5	200725	<	<	6
		55.38	56.88	1.5	200726	<	<	6
		56.88	58.38	1.5	200727	<	<	11
50		58.38	59.88	1.5	200728	<	<	285
		59.88	61.38	1.5	200729	<	<	58
		61.38	62.88	1.5	200730	<	<	59
		62.88	64.38	1.5	200731	10	<	13
		64.38	65.88	1.5	200732	<	<	7
55		65.88	67.38	1.5	200733	<	<	2
		67.38	68.88	1.5	200734	<	<	6
STANDARD SAMPLE # G0-2-33 →		*NEWMONT STANDARD*		N/S	200735	420	2.0	117
		68.88	70.38	1.5	200736	<	<	109
60		70.38	71.88	1.5	200737	<	<	55
		71.88	73.38	1.5	200738	<	<	355
		73.38	74.88	1.5	200739	<	<	84
		74.88	76.38	1.5	200740	<	<	122
75		76.38	77.88	1.5	200741	<	<	73
		77.88	79.38	1.5	200742	10	<	257
80		79.38	80.88	1.5	200743	<	<	221
		80.88	82.38	1.5	200744	10	<	119
		82.38	83.88	1.5	200745	10	<	253
85		83.88	85.38	1.5	200746	5	<	224
		85.38	86.88	1.5	200747	<	<	338
		86.88	88.38	1.5	200748	50	<	844
		88.38	89.88	1.5	200749	30	<	348
90								

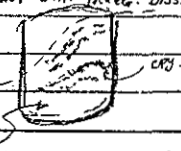
MINERALIZATION DESCRIPTION	TOTAL SULPHIDE	SAMPLES			SAMPLE NUMBER	ASSAYS		
		FROM	TO	WIDTH		Au	Ag	Cu
90		89.88	91.38	1.5	200750	<	<	67
		91.38	92.88	1.5	200751	<	<	44
		92.88	94.38	1.5	200752	<	<	48
		94.38	95.88	1.5	200753	<	<	61
95		95.88	97.38	1.5	200754	<	<	46
		97.38	98.88	1.5	200755	15	<	417
100		98.88	100.38	1.5	200756	40	<	280
P4 + CP4 WITH MG.	✓	100.38	101.38	1.0	200757	20	<	252
MOSTLY DISPERSED WITHIN ROMITE.	X	101.38	102.88	1.5	200758	10	<	27
		102.88	104.38	1.5	200759	<	<	119
105		104.38	105.88	1.5	200760	<	<	406
		105.88	107.38	1.5	200761	35	<	2590
		107.38	108.88	1.5	200762	30	<	15
		108.88	110.38	1.5	200763	<	<	21
110		110.38	111.88	1.5	200764	<	<	4
		111.88	113.38	1.5	200765	<	<	8
		113.38	114.88	1.5	200766	<	<	4
115		114.88	116.38	1.5	200767	<	<	8
		116.38	117.88	1.5	200768	<	<	6
		117.88	119.38	1.5	200769	<	<	4
		119.38	120.88	1.5	200770	<	<	4
		120.88	122.38	1.5	200771	<	<	16
120		122.38	123.75	1.37	200772	<	<	8
125								
130								
135								

PAMICON DEVELOPMENTS LIMITED

DRILL LOG

PROJECT <i>FJV - JAZZ</i>	GROUND ELEV. <i>1370m</i>
HOLE NO. <i>JZ97-6</i>	BEARING <i>270</i>
LOCATION UTM. GRID. <i>7 167 200 N</i> <i>2600N</i> <i>545 365 E</i> <i>5700E</i> <i>CL.# JAZZ 42.</i>	DIP <i>-90</i>
LOGGED BY <i>JRD</i>	TOTAL LENGTH <i>76.81 m.</i>
DATE <i>JULY 11 / 97</i>	HORIZONTAL PROJECT <i>0.0</i>
CONTRACTOR <i>FALCON DRILLING LIMITED</i>	VERTICAL PROJECT <i>76.81 m.</i>
CORE SIZE <i>NTW</i>	ALTERATION SCALE 0 1 2 3  absent slight moderate intense
DATE STARTED <i>JUNE 29/97</i>	TOTAL SULPHIDE SCALE 0 1 2 3 4  traces only < 1% 1% - 3% 3% - 10% > 10%
DATE COMPLETED <i>JULY 10/97 (10 d. break incl.)</i>	
DIP TESTS <i>ACID TEST @ E.O.H. (76.81m) = -90.</i>	
COMMENTS <i>MODERATELY ALTERED (CHLORITE-CARBONATE & CLAY & MAGNETITE & ACTINOLITE?) SUCCESSION OF FINELY LAMINATED SILTSTONE AND ARGILLITE. LOCALLY THIN VEINLETS OF CARBONATE & SMALL BLOTBS OF CHALCOPYRITE OR PYRITE.</i>	LEGEND <i>SEDS : SEDIMENTARY ROCKS. ARG : ARGILLITE SLTST : SILTSTONE. SST : SANDSTONE. CB : CARBONATE CA : CALCITE AK : ANKERITE. CL : CHLORITE. CY : CLAY MG : MAGNETITE. PY : PYRITE LPI : CHALCOPYRITE.</i>

DEPTH (m)	% CORE REC	LITHOLOGY	STRUCTURE	GEOLOGICAL DESCRIPTION	ALTERATION					FRACTURE ROD INTENSITY	% VEIN QTZ.	
					CL	CAK	CY	MG				
					A	B	C	D	E			
0				0-3.05 CASING.								
5				3.05-76.81 SLEDS.								
				3.05-11.87 RUBBLY, CAVED LOCALLY. BLACK ARGILLITE, SUTST, VF SST.								
				Sq = 30 LAMINATED ARGILLITE; PLANNED LAM'S 4- MINOR X-STRAIT.								
10				11.89-								
				13.82 1.5 cm AK VEINLET @ 80°								
				Sq = 70 13.95 CB (AK?) STRINGERS @ 35°								
				15.0 FAULT @ 25°								
15				FRAC'S @ 40/70°								
				1- CB STRINGERS								
				16.96 FAULT @ 60° & CB VEINLET @ 90° (L Sq)								
				BANDS OF PY BLEBS								
				BROKEN + RUBBLY CORE TO ~ 42.37								
20				22.45 - 22.55 CB-CPY VEINLET.								
				SL. DEFORMED LAM'S; PLURIBY WITH IRREG. DISSEN ^s .								
				24-25m. FAULT @ 00°								
				CA ON SUCKS.								
25				Sq = 80°								
				Sq MAY BE SYMBEPOSITIVELY WARPED								
				CL INTERGROWN AS XLS WITH CB. 25-36m.								
				1/2 ACTINOLITE?								
				Sq = 75° STRONG CL-CB ACT ⁿ AROUND CPY STRINGER.								
30				30.5 BROKEN/RUBBLY CORE.								
				FRAC'S @ 75°+05°								
				Sq = 60-65°								
				CB-FILLED FRAC'S @ L Sq.								
35				FRAC'S OF CB @ 05°; 30°								
				35.15 2cm CB VEINLET;								
				35.5 FAULT @ 05° / SPLIT SL. CRACKLE ZONE								
				INCR. CB/CL.								
40				Sq = 50								
				TR. MG. w/ CL-ACTINOLITE + TR. CLAY.								
45												





MINERALIZATION DESCRIPTION	TOTAL SULPHIDE	SAMPLES			SAMPLE NUMBER	ASSAYS			
		FROM	TO	WIDTH		Au	Cu		
0 CASEN 0-3.05 m.									
		3.05	4.55	1.5	200351	<	17		
5		4.55	6.05	1.5	200352	<	20		
		6.05	7.55	1.5	200353	<	25		
		7.55	9.05	1.5	200354	<	14		
10		9.05	10.55	1.5	200355	<	37		
		10.55	12.05	1.5	200356	<	20		
		12.05	13.55	1.5	200357	<	53		
		13.55	15.05	1.5	200358	<	8		
15		15.05	16.55	1.5	200359	<	31		
15.98-16.58 Py in stringers & CB.	X X X	16.55	18.05	1.5	200360	<	27		
16.90-17.07 " "	X X X	18.05	19.55	1.5	200361	<	12		
20		19.55	21.05	1.5	200362	<	8		
22.45-22.55 ↑ CB-CL Act ⁿ " 2cm blebby ep ^y veinlet.	X V X	21.05	22.55	1.5	200363	<	169		
		22.55	24.05	1.5	200364	<	2300		
25		24.05	25.55	1.5	200365	<	546		
		25.55	27.05	1.5	200366	<	61		
		27.05	28.55	1.5	200367	<	14		
		28.55	30.05	1.5	200368	<	25		
30		30.05	31.55	1.5	200369	<	10		
		31.55	33.05	1.5	200370	<	16		
		33.05	34.55	1.5	200371	<	34		
35		34.55	36.05	1.5	200372	<	66		
		36.05	37.55	1.5	200373	<	29		
		37.55	39.05	1.5	200374	<	11		
40		39.05	40.55	1.5	200375	<	8		
		40.55	42.05	1.5	200376	<	29		
		42.05	43.55	1.5	200377	<	33		
		43.55	45.05	1.5	200378	<	5		
45									

DEPTH (m)	% CORE REC	LITHOLOGY	STRUCTURE	GEOLOGICAL DESCRIPTION	ALTERATION					FRACTURE INTENSITY	% VEIN QTZ.
					CL	CB	CY	MG	E		
					A	B	C	D			
45.80				BLUES PY WITH ↑ CL IMG...	X	X		X			
				Sφ = 55 (MG DISSEM. ALONG Sφ)	X	X		X			
				<small>PINCH + SWELL (CONTORTED)</small> LAM'S (SYNSED)	X	X		X			
50				16.20 CB VEINLET // Sφ	X	X		X			
				FRACT'S @ 010°	X	X		X			
				FRACT'S @ CB.	X	X		X			
				19.07 FRACT?; 50.10 FRACT?	X	X		X			
				53.14 - 53.54 BROKEN + RUBBLY.	X	X		X			
55				Sφ = 65	X	X		X			
				Sφ = 80	X	X		X			
60				59.4 FRACT @ SLICKS (MINOR) @ 35°	X	X		X			
				Sφ = 85-90 INCOR. CL ALTN.	X	X		X			
				Sφ = 90°	X	X		X			
65				Sφ = 80-85° 66.5' BLUB CPJ. WITHIN CB VEINLET. // Sφ	X	X		X			
				CB SPRINGERS @ 80-85° (Sφ) AND ⊥ Sφ @ ~ 05°	X	X		X			
				67.00 FRACT @ SLICKS; FRACT @ 25° SLICKS ~ 80° TO CORE AXIS.	X	X		X			
70				Sφ = 80 CB SPRINGERS + VEINETS @ ~ 2.0cm // Sφ	X	X		X			
				Sφ = 90	X	X		X			
75				76.81 E.O.H.	X	X		X			
80					X	X		X			

MINERALIZATION DESCRIPTION	TOTAL SULPHIDE	SAMPLES			SAMPLE NUMBER	ASSAYS	
		FROM	TO	WIDTH		Ag	Cu
	XXXX	45.05	46.55	1.5	200379	<	210
45.80 BLUBS PY.;		46.55	48.05	1.5	200380	<	2
		48.05	49.55	1.5	200381	<	7
50		49.55	51.05	1.5	200382	<	35
		51.05	52.55	1.5	200383	<	20
		52.55	54.05	1.5	200384	<	35
NEWMONT STANDARD # SAP 17 →		NUNT. STANDARD	-		200385	<	37
55		54.05	55.55	1.5	200386	<	17
		55.55	57.05	1.5	200387	<	3
		57.05	58.55	1.5	200388	<	31
60		58.55	60.05	1.5	200389	<	3
		60.05	61.55	1.5	200390	<	69
		61.55	63.05	1.5	200391	<	56
		63.05	64.55	1.5	200392	<	2
65		64.55	66.05	1.5	200393	<	6
66.5 BLUBS CRY. 3-4mm. ANNULAR.	XXXX	66.05	67.55	1.5	200394	<	31
		67.55	69.05	1.5	200395	<	1
70		69.05	70.55	1.5	200396	<	53
		70.55	72.05	1.5	200397	<	51
		72.05	73.55	1.5	200398	<	27
		73.55	75.05	1.5	200399	<	64
75		75.05	76.81	1.76	200400	<	80
80							


PAMICON DEVELOPMENTS LIMITED

DRILL LOG

PROJECT FJV - JAZZ	GROUND ELEV. 1410 m.
HOLE NO. J297-7	BEARING 090
LOCATION U.T.M. 7167167 N 545050 E. CLAIM # JAZZ 44	DIP -80
LOGGED BY JRD	TOTAL LENGTH 249.33 m.
DATE JULY 12, 1997	HORIZONTAL PROJECT
CONTRACTOR FALCON DRILLING LIMITED.	VERTICAL PROJECT
CORE SIZE NTW.	ALTERATION SCALE 
DATE STARTED JULY 11 / 97	TOTAL SULPHIDE SCALE 
DATE COMPLETED JULY 14 / 97	
DIP TESTS ACID TEST J297-7 818' ETH @ 80° CORR = <u>78°</u> -78	
COMMENTS <p>HOLE J297-7 DRILLED TO TEST DOWN-DIP EXTENSION OF WEST-DIPPING, TABULAR DIORITE-BRECCIA BODY. UNLIKE UP-DIP HOLES, J297-7 INTERSECTED A TEXTURALLY COMPLEX BRECCIA UNIT WITH MINOR TONGUES OF AUTO BRECCIALIZED DIORITE. VOLUMETRICALLY, DIORITE IS MINOR.</p> <p>CHALCOPYRITE MINERALIZATION OCCURS CLOSE TO THE LOWER BRECCIA CONTACT (WITH ARGILLITE). STRINGERS OF CHALCOPYRITE MINERALIZATION (WITH BLOBS AND DISSEMINATIONS) TRENDS PARALLEL TO THE BRECCIA-SEDIMENT CONTACT WHICH IS ALSO PARALLEL TO AN INTRUSION FABRIC WITHIN THE BRECCIA MATRIX, CLOSE TO THE CONTACT.</p>	LEGEND BHt - HETEROLITHIC BRECCIA. Bhm - HOMOLITHIC BRECCIA. BRX - BRECCIA. DI - DIORITE SLTST - SILTSTONE SEDS - SEDIMENTS TR = TRACE. AB = ALBITE CL = CHLORITE CB = CARBONATE (CALLITE/ANKERITE) MG = MAGNETITE HS = SPECULAR HEMATITE FRAC'S - FRACTURES SLICKS = SLICKENSIDES. ALT ^N = ALTERATION PY = PYRITE CPY = CHALCOPYRITE.

DEPTH (m)	% CORE REC	LITHOLOGY	STRUCTURE	GEOLOGICAL DESCRIPTION	ALTERATION					RQD FRACTURE INTENSITY	% VEIN QTZ	RE ⁿ HE				
					AB	CL	CB	MG	HS							
					A	B	C	D	E							
0-3.05	CASING			CASING.								CASING				
3.05-6.20	58			RUBBLY CORE / CAVINGS / MUA SEAMS.												
6.20-11.67	86			Bt - HETEROLITIC BRX; PERALK + AB ACT ^o FRAGTS. ACT ^o FRAGT ^o ~ 2-3cm, SUBANGULAR; CLUSTS OF ACT ^o SECT, MINOR Biotite. (S) MG ACT ^o , (S) CB ACT ^o . DISSEM. MG UP to 6.7%, 1-4mm. CHAOTIC FABRIC.			X	X	X	X	X	X				19
8.73-10.00	98			→ 8.73-10.00 POSS DIORITE TONGUE (MAY BE CLAST) BRX CONTAINS DIORITE FRAGTS & PY DISSENS / BLESSES.			X	X	X	X	X	X				36
10.00-11.67	95			LARGELY FINE GRAIN. SCLER. FRAGT ^o SUPPORTED IN A FINE PERBLY. SANDY MATRIX OF MG. SCLER. MATRIX RICH IN HS. WITH FLOW FABRICS. FRACTURE FABRIC (APPARENT A-AXIS 50°)			X	X	X	X	X	X				78
11.67-12.07	104			DIORITE TONGUE. INTRUSION - FAULT @ 50° (S) (S) = 50°			X	X	X	X	X	X				85
12.07-12.73	99			12.07 FAULT @ MINOR MUA SEAM (1cm) GRADATIONAL / MODERATE CONTACT.			X	X	X	X	X	X				
12.73-27.13	99			CRACKLE BRX + Bhm. CRACKLED SLTST; LARGELY AB ACT ^o FRAGTS [(in) AB]; LOCALLY CRACKLE BRX GRADING IN/OUT OF HOMOGENEOUS BRX. CLAST SUPPORT; MATRIX OF CB + MG + GR HS. ~ 75% AB ALTH OF FRAGT / 25% KF ALTH.			X	X	X	X	X	X				91
27.13-27.13	98			(S) RED CLAST colour (HE?) POSS. KF(?) GRADUAL COLOUR CHANGE IN/OUT.			X	X	X	X	X	X				92
27.13-51.00	97			Bt MATRIX. RICH BRX; HETEROLITIC WITH GENERALLY SANDY MATRIX (SEDIMENTARY "LOOK") FRAGTS SUBRN / SUBANG. TYPICALLY QUANGULAR MATRIX, CLASTS ~ 4-6cm INCL. MG. BS BLESSES / DISSENS. MORE ANGLUAR THAN MATRIX.			X	X	X	X	X	X				74
39.53-46.60	98			→ 39.53-46.60 RUBBLE / FAULT ZONE w Gouges. ↑ CL ACT ⁿ / CLAY ACT ⁿ . 1/2 GR JAROSITE ON FRAGTS			X	X	X	X	X	X				78
46.60-54.50	92			32.8 FAULT / FRAC. ~ 30° CB TURNING / FRAC. → 46.60-54.50 RUBBLE / FAULT ZONE.			X	X	X	X	X	X				70
54.50-57.30	102			LOCALLY "GRADED" ZONES IN MATRIX. * PY BLESSES @ 27.30 (2mm) LTR			X	X	X	X	X	X				80
57.30-59.50	97						X	X	X	X	X	X				36
59.50-60.00	82						X	X	X	X	X	X				46
60.00-60.50	86						X	X	X	X	X	X				45
60.50-61.00	40			BROKEN RUBBLE WITH Gouge.			X	X	X	X	X	X				25
61.00-61.50	98						X	X	X	X	X	X				0
61.50-62.00	65						X	X	X	X	X	X				0
62.00-62.50	98						X	X	X	X	X	X				5

142 87 97 95 98 92 102 97 82 86 40 98 65 98

MINERALIZATION DESCRIPTION	TOTAL SULPHIDE	SAMPLES			SAMPLE NUMBER	ASSAYS		
		FROM	TO	WIDTH		Au	Ag	Cu
0								
0-3.05 CASTING.								
5 1 BLEB CAP WITHIN CB MATRIX (4 W/AB) * 6.8° N.								
	XX							
		6.90	8.25	1.35	N297401	25	<	441
TRACES OF DISSEMINATED PJ		8.25	8.43	0.18	N.S. - MUD			SEAM. NS
10 OCCUR INFREQUENTLY THROUGH PKY AS ALTERATION WITHIN MG-RICH DIORITE FRAGMENTS.		8.43	9.93	1.5	N297402	15	<	179
		9.93	11.43	1.5	N297403	30	<	459
		11.43	12.93	1.5	297404	<	<	1470
		12.93	14.43	1.5	297405	340	<	358
		14.43	15.93	1.5	297406	<	<	40
15  (UP TO 2-3cm)		15.93	17.43	1.5	297407	<	<	49
		17.43	18.93	1.5	297408	<	<	28
		18.93	20.43	1.5	297409	<	<	128
		20.43	21.93	1.5	297410	<	<	7
20								
		21.93	23.43	1.5	297411	<	<	6
		23.43	24.93	1.5	297412	<	<	11
25								
		24.93	26.43	1.5	297413	<	<	4
		26.43	27.93	1.5	297414	10	<	78
		27.93	29.43	1.5	297415	35	<	12
30								
		29.43	30.93	1.5	297416	<	<	11
		30.93	32.43	1.5	297417	<	<	9
		32.43	33.93	1.5	297418	<	<	38
		33.93	35.43	1.5	297419	<	<	579
35								
		35.43	36.93	1.5	297420	<	<	85
		36.93	38.43	1.5	297421	<	<	66
		38.43	39.93	1.5	297422	<	<	92
40								
		39.93	41.43	1.5	297423	<	<	88
		41.43	42.93	1.5	297424	<	<	28
		42.93	44.43	1.5	297425	<	<	3
45								
		44.43	45.93	1.5	297426	<	<	2


DEPTH (m)	% CORE REC	LITHOLOGY	STRUCTURE	GEOLOGICAL DESCRIPTION	ALTERATION					FRACTURE RD INTENSITY	% VEIN QTZ.	HE (?)
					AB A	CL B	CB C	NG D	HS E			
	93			- CONTINUED -			X					
	82			BROKEN AND RUBBLY / GOUGE BRX. OF FAULT ZONE.			X					7
50	100			51.00 - 62.50 DIORITE BRECCIA.			X					25
	64			STRONGLY CHERITIC POLYHED BRX, RARE ANG.			X					7
	69			10-12cm FRAG ^{ts} of AB ALT ^d SLTST, DOMINATED BY			X					27
55	25		CB. 45°, 25°, 05°	FRAGMENTS OF "10% AB AND KF OF HE (red) SLTST.			X					27
	102			"80% DIORITE. MATRIX APPEARS TO BE LARGELY DIORITE.			X					36
	101			(S) CAB VEWLTS + STRINGERS; DISSEM. MG. MOSTLY WITHIN MATRIX. (BLUES 1-5mm)			X					89
	98		CB 45° 0.5-1.5 cm.	ALT ^d ASSEMBLAGE CL - CB - NG.			X					58
60	98			RARE CLUSTS RESIDUAL SYENITE. LOCALLY CB RINDS ~ 2mm.			X					36
	90			62.50 - 63.40 CRACKLE BRECCIA / Bhm.	X		X					90
	97			(S) AB ALT ^d SLTST, CRACKLED & CONTACT WITH DIORITE BRX & (K) CL ALT ^d IN "MILLED" INTERSTICE MATRIX. GRADUS TO Bht.	X		X					95
65	102			63.40 - 94.30 Bht	X		X					85
	85		CB FALLEN FRACS @ 45°	HETEROGENEOUS BRX AS PREV.; MORE, LARGER FRAGS OF SLTST. ZONUS OF INTENSE MG ALTERATION. MANY SCIST FRAGS (S) CL ALT ^d .	X		X					85
70	85			CB RINDS / PORPHYROBLASTS → SERICITE IN MATRIX @ 69.00	X		X					145
	117			78.20 CB VOTIC IS BRX ZONES.	X		X					66
75	91				X		X					83
80	108				X		X					54
	70			84.00. STHT (M.S) SERICITE ALT ^d OF MATRIX.	X		X					75
85	91			→ 87.95 SERICITE ALT ^d OF MATRIX.	X		X					50
	106			89.30 QZ-CB ALT ^d FIRMING "SYENITE / METASITITE" FRAG	X		X					
90				→ P4 BUSB 96.60 ~ 2cm.	X		X					


MINERALIZATION DESCRIPTION	TOTAL SULPHIDE	SAMPLES			SAMPLE NUMBER	ASSAYS		
		FROM	TO	WIDTH		Au	Ag	Cu
45		45.93	47.43	1.5	297427	<	<	2
		47.43	48.93	1.5	297428	<	<	2
		48.93	50.43	1.5	297429	<	<	1
50		50.43	51.93	1.5	297430	<	<	3
N ¹ MINERALIZATION NOTED		51.93	53.43	1.5	297431	<	<	1
		53.43	54.93	1.5	297432	<	<	4
55		54.93	56.43	1.5	297433	<	<	1
		56.43	57.93	1.5	297434	<	<	1
		57.93	59.43	1.5	297435	<	1.8	21
#297435 NEWMONT STD #G02-33 →		NEWMONT STANDARD			297436	470	<	118
60		59.43	60.93	1.5	297437	<	<	19
		60.93	62.43	1.5	297438	10	<	4
		62.43	63.93	1.5	297439	<	<	3
		63.93	65.43	1.5	297440	<	<	3
65		65.43	66.93	1.5	297441	<	<	6
		66.93	68.43	1.5	297442	<	<	7
		68.43	69.93	1.5	297443	<	<	23
70		69.93	71.43	1.5	297444	160	<	43
		71.43	72.93	1.5	297445	<	<	9
		72.93	74.43	1.5	297446	<	<	7
75		74.43	75.93	1.5	297447	<	<	5
		75.93	77.43	1.5	297448	<	<	9
		77.43	78.93	1.5	297449	<	<	1
		78.93	80.43	1.5	297450	<	<	2
80		80.43	81.93	1.5	297451	<	<	2
		81.93	83.43	1.5	297452	<	<	6
85		83.43	84.93	1.5	297453	<	<	1
		84.93	86.43	1.5	297454	<	<	2
		86.43	87.93	1.5	297455	<	<	1
		87.93	89.43	1.5	297456	<	<	110
90								

DEPTH (m)	% CORE REC	LITHOLOGY	STRUCTURE	GEOLOGICAL DESCRIPTION	ALTERATION					FRACTURE INTENSITY	% VEIN QTZ.
					AB	CL	CB	MG	HS		
					A	B	C	D	E		
90				(S.) SERICITE, CHLORITE, MAGNETITE ASSOC.		X	X	X	X		
	96			LARGE FRAGS (20cm) OF SLTST.		X	X	X	X		76
				NUMEROUS FRAGS OF H/C/MG-RICH DIORITE. SUBANO 0.5-1.0 cm.		X	X	X	X		76
95	94			93.30-103.02 CRACKLE BRECCIA.	X	X	X	X	X		79
				STRONGLY AB ACT SLTST.; GRADES FROM	X	X	X	X	X		79
	95			FRAG'S @ 65, 50; CL-MG ACT ⁿ TO AB (STRONG)	X	X	X	X	X		79
				VERY STRONG CB-MG INFILLING OF INTERSTICES; 1/2 SILICA (MINOR); GRADES LOCALLY INTO BHT.	X	X	X	X	X		79
	107			(SUST BRX).	X	X	X	X	X		79
100	89			SWITCH @ 235°	X	X	X	X	X		84
	106			103.02-108.57 DIORITE (+ DIORITE BRECCIA)	X	X	X	X	X		84
	100			103.02-103.60 } FAULT ZONE; SLICES IN	X	X	X	X	X		84
	74			103.94-106.38 } UPPER CONTACT @ ~35° TO CORE	X	X	X	X	X		84
105	65			FAULT RUBBLE	X	X	X	X	X		84
	108			CPJ BLUBS WITH CB STRAGERS;	X	X	X	X	X		84
				108.57 FAULT SLICES/PLANE @ 15°	X	X	X	X	X		84
	108			108.52-109.70 BHT/DIORITE	X	X	X	X	X		84
	82			109.7° FAULT PLANE @ 25° (SWISS)	X	X	X	X	X		84
110	85			GRADATIONAL FROM DIORITE/DIORITE BRX. → METEOROLITHIC BRECCIA WITH DIORITE(?)	X	X	X	X	X		84
				MATRIX @ CONTACT; (S) CL ACT ⁿ ALONG	X	X	X	X	X		84
				CONTACT ZONE; INCR. SERICITE	X	X	X	X	X		84
				(TRACES CPJ AS BRUBS WITH CB ALONG FRAC'S.)	X	X	X	X	X		84
115	97			109.7°-117.58 BHT.	X	X	X	X	X		84
				METEOROLITHIC BRECCIA, VAR. CLASTS ANG TO STRONG, TRENCH PARALLEL LINE CLASTS	X	X	X	X	X		84
	92			113.67 CL-SERICITE/HAIRY ALTERATION FRONT	X	X	X	X	X		84
				CB STRINGS @ 15-30, 40, 80°	X	X	X	X	X		84
120	137			119.58-120.70 CRACKLE BRECCIA.	X	X	X	X	X		84
				S ₁ @ 45°-15° FOLDED (OPEN) SLTST; (S) CB-CL ACT ⁿ ; BROKEN BLOCKS OF SLTST.	X	X	X	X	X		84
	93			120.70-130.60 BHT/DIORITE	X	X	X	X	X		84
				(AS PREV.) METEOROLITHIC BRECCIA; AB 1/2 H/C (RED)?/K?	X	X	X	X	X		84
125	92			124.36 MIS-LATH.	X	X	X	X	X		84
				ABLATED FRACS, ANOMAL TO SUBANGULAR;	X	X	X	X	X		84
	87			CB ACT ⁿ AS DISSEM. RHOMBS + VEINLETS (2-3cm VEIN) GEN. STRONG CL-CB. ALTERATION. TR. DMAS	X	X	X	X	X		84
				128.5° FAULT @ 00°	X	X	X	X	X		84
	99			GRADATIONAL CONTACT.	X	X	X	X	X		84
130	96			130.00-144.00 BHT	X	X	X	X	X		84
				(AS PREVIOUSLY) METEOROLITHIC BRECCIA; VAR. ACT ⁿ CLASTS	X	X	X	X	X		84
				GEN. G1 CL ACT ⁿ .	X	X	X	X	X		84
				133.2° FAULT	X	X	X	X	X		84
				133.5° FAULT @ 70°	X	X	X	X	X		84
				ABUNDANT CB STRINGS (GEN. QUARTZ)	X	X	X	X	X		84
135					X	X	X	X	X		84

MINERALIZATION DESCRIPTION	TOTAL SULPHIDE	SAMPLES			SAMPLE NUMBER	ASSAYS		
		FROM	TO	WIDTH		Ag	Pb	Cu
90		89.43	90.93	1.5	297457	<	<	25
		90.93	92.43	1.5	297458	<	<	10
		92.43	93.93	1.5	297459	<	<	2
		93.93	95.43	1.5	297460	<	<	1
95		95.43	96.93	1.5	297461	<	<	1
		96.93	98.43	1.5	297462	<	<	1
		98.43	99.93	1.5	297463	<	<	3
100		99.93	101.43	1.5	297464	<	0.4	2
		101.43	102.93	1.5	297465	<	<	1
		102.93	104.43	1.5	297466	<	<	37
105		104.43	105.93	1.5	297467	<	<	862
OPY BLUBS 1-3mm WITHIN CARBONATE STRINGERS	X	105.93	107.43	1.5	297468	10	<	1090
MINOR (< 1%) PY AS BLUBS.	X	107.43	108.93	1.5	297469	5	<	708
110		108.93	110.43	1.5	297470	<	<	194
	X	110.43	111.93	1.5	297471	<	<	158
	X	111.93	113.43	1.5	297472	<	<	289
	X	113.43	114.93	1.5	297473	<	<	67
115	X	114.93	116.43	1.5	297474	60	<	519
	X	116.43	117.93	1.5	297475	<	<	115
NEWJONMONT STD # G02-33 →		NEWJONMONT STANDARD.			297476	450	18	118
		117.93	119.43	1.5	297477	<	<	129
120		119.43	120.93	1.5	297478	<	<	85
		120.93	122.43	1.5	297479	<	<	141
		122.43	123.93	1.5	297480	<	<	30
		123.93	125.43	1.5	297481	<	<	69
125		125.43	126.93	1.5	297482	<	<	10
SUB-MM THICK OPY STRINGERS.	X	126.93	128.43	1.5	297483	<	<	150
	X	128.43	129.93	1.5	297484	<	<	826
130		131.20-OPY BLUBS 10 CR. 3-5mm. 1-2%						
131.40-OPY STRINGERS.	X	129.93	131.43	1.5	297485	25	<	121
	X	131.43	132.93	1.5	297486	<	<	59
	X	132.93	134.43	1.5	297487	<	<	31
135		134.43	135.93	1.5	297488	<	<	7


DEPTH (m)	% CORE REC	LITHOLOGY	STRUCTURE	GEOLOGICAL DESCRIPTION	ALTERATION					FRAC INTENSITY	% VEIN QTZ.
					AB A	CL B	CB C	MG D	HS E		
135				TYPICALLY COARSE FRAGMENT SIZE (SUTS) DILATIONAL ZONES / FOLIAION TRACK		X	X	X	X		
	95			PARAGENESIS: MG → CB SLIST		X	X	X	X		84
140				MG [1cm]		X	X	X	X		
	97			INCR. CL INTENSITY DOWN-HOLE WITHIN THIS UNIT. (S) CL INTO DIORITE BRX.		X	X	X	X		78
	92			144.50-147.50 CRACKLE BRECCIA / BHM.		X	X	X	X		74
145				SLIGHTLY ROTATED / TRANSLATED FRAGS (15-25cm) ANG. SLIST (MONOLITHIC); CB - FLOWED & REBOUND FRAGS / WITHIN MATRIX.		X	X	X	X		82
	104			MATRIX of MOLD BRX CB → SLIST	X	X	X	X	X		
150				152.50-153.20 AB - ALY. FRONT. w. HS. AS TR. DISSEM.	X	X	X	X	X		61
	96			147.50-153.35 BHT (GRADLS FROM BHM)	X	X	X	X	X		61
				ULTRACRYSTALLINE BRECCIA (AS PREVIOUSLY); GRADLS FROM BHM'S INTRO. OTHER CLASTS, ↑ ROUNDING / SORTING	X	X	X	X	X		75
	109			153.30 (BLUB) and 153.00-153.10 ROTATION / TRANSLATION OF CLASTS. 148.7 PYRITE BLENDS w. CB RIM; 10cm x 4cm.	X	X	X	X	X		
155				151.50 ↑ CB STRINGERS @ 35°; FAULT @ 10°	X	X	X	X	X		
	100			153.35-171.10 BHM. (LOCALLY CRACKLED ONLY)	X	X	X	X	X		71
				STRONGLY CHLORITE ALTERED. MINERALITIC BRECCIA. MIXED ORIENTATION OF FRAGS - DECREASING TOWARD CENTRAL / AXIAL PARTS OF BRX UNIT. → CRACKLE ZONE.	X	X	X	X	X		79
160				INCR. "PINKING" (AB & KE OR MG?) CLOTS OF CL WITHIN INTERSTICES (CLOTS / BLUBS MG) ↳ FRAGS (n-s) ALBITIZED BUT MATRIX IS CL ALY?	X	X	X	X	X		76
	99			AD ALL ^d FRAGS.	X	X	X	X	X		
165				CL-MG & CB MATRIX / INTERSTITIAL ACT ^d .	X	X	X	X	X		58
	89			170.60 FAULT @ 25°; HORIZ. SLICES.	X	X	X	X	X		70
	94			CONDONATIONAL CONTACT;	X	X	X	X	X		
170				171.90-185.10 BHT.	X	X	X	X	X		6
	84			HETEROGENEOUS (?) - INTRODUCTION OF MORE STRONGLY METASOMATIZED FRAGS; INCR. FINER TOWARD AXIS OF UNIT ALONG WITH COARSE, EQUIGRANULAR BRX. MATRIX.	X	X	X	X	X		92
	105			174.76 FAULT @ 45° → CRJ BLENDS w. CL-CB ALONG FAULT / FRAGS. FOLIATION / FRAG FABRIC @ 75°	X	X	X	X	X		
175				w/76.00 TR (BLUBS) CRJ & TR PY	X	X	X	X	X		73
	97			CB VENNETS; IRREG / DISCONTINUOUS @ 11-12° & 45°	X	X	X	X	X		
				178.60 @ 180.00 DISSEM. CRJ (1-3mm BLUBS) TR → <0.5%.	X	X	X	X	X		86
180					X	X	X	X	X		

MINERALIZATION DESCRIPTION	TOTAL SULPHIDE	SAMPLES			SAMPLE NUMBER	ASSAYS		
		FROM	TO	WIDTH		Au	Ag	Cu
135		135.93	137.43	1.5	297489	<	1.0	17
		137.93	138.93	1.5	297490	<	<	4
		138.93	140.43	1.5	297491	<	<	47
140		140.43	141.93	1.5	297492	<	<	10
		141.93	143.43	1.5	297493	<	<	1
		143.93	144.93	1.5	297494	<	<	3
145		144.93	146.43	1.5	297495	<	<	1
		146.43	147.93	1.5	297496	<	<	4
148.7 m PY BLEB 10cm x 4cm	X	147.93	149.43	1.5	297497	330	<	10
	X	149.43	150.93	1.5	297498	<	<	4
		150.93	152.43	1.5	297499	<	<	45
		152.43	153.93	1.5	297500	<	<	60
		153.93	155.43	1.5	297501	<	<	105
155		155.43	156.93	1.5	297502	<	<	22
		156.93	158.43	1.5	297503	<	<	46
		158.43	159.93	1.5	297504	<	<	156
160		159.93	161.43	1.5	297505	<	<	34
		161.43	162.93	1.5	297506	<	<	23
		162.93	164.43	1.5	297507	<	<	41
165		164.43	165.93	1.5	297508	<	<	6
		165.93	167.43	1.5	297509	<	<	7
		167.43	168.93	1.5	297510	<	<	9
		168.93	170.43	1.5	297511	<	<	36
170		170.43	171.93	1.5	297512	<	<	294
		171.93	173.43	1.5	297513	<	<	175
		173.43	174.93	1.5	297514	<	<	192
175		174.93	176.43	1.5	297515	<	<	25
		176.43	177.93	1.5	297516	<	<	178
CPY 4-PY IN CB VEINLETS + SPRINGERS 1-3mm	X	177.93	179.43	1.5	297517	<	<	795
180		179.43	180.93	1.5	297518	<	<	193

DEPTH (m)	% CORE REC	LITHOLOGY	STRUCTURE	GEOLOGICAL DESCRIPTION	ALTERATION					RQD FRACTURE INTENSITY	% VEIN QTZ.	
					AB	CL	CB	MG	H5			
					A	B	C	D	E			
180				CB RHOMBS LOCALLY (2.6mm), 0.5% → Tr.		X	X	X				
	99			 1cm.	X	X	X	X				78
185				185.16 - 188.25 CRACKLE BRECCIA.	X	X	X	X				75
	102			STRONGLY ALBITIZED, CRACKLED SLTST.	X	X	X	X				
	95			BLURS OF MG BETWEEN FRAGTS / ALONG FRAC ^s (+ CL)	X	X	X	X				
	95			MINOR STRIPES OF CB. @ 55°	X	X	X	X				56
	95			FAULT 186.15 N @ 25°	X	X	X	X				
	95			FAULT @ 187.00	X	X	X	X				
	95			188.25 @ 15° ← CL ACT ⁿ ALONG FAULT PLANE / SLTST.	X	X	X	X				
190				188.25 - 200.00 BHT.	X	X	X	X				
	91			HETEROLITHIC BRX; LARGE AB-H5 (KF?) FRAGTS	X	X	X	X				80
	95			WITHIN CL/MG MATRIX; INCR. AB OF WHOLE BRX	X	X	X	X				
	95			CB VEINLET @ 15° DOWN-HOLE.	X	X	X	X				
	95			(CONTAINS NORMAL (DISIR) GRADING CONSISTENTLY	X	X	X	X				70
	95			SUGGESTING OROGENIC STRATA. (MULTIPLE (?) CYCLES)	X	X	X	X				
	98			INCR. "PARALLEL" FRAGTS. DOWN-HOLE (INCL. ROUNDING)	X	X	X	X				73
	98			MINOR SERICITE SURROUNDING SOME FRAGTS /	X	X	X	X				
	98			+ WITHIN MATRIX.	X	X	X	X				
200				200.10 - 224.03 BHM - CRACKLE BRECCIA.	X	X	X	X				74
	86			STRONGLY AB-ALB ^d SLTST; BLURS/CLOTS MG/CL	X	X	X	X				
	109			ALSO OCCURRING ALONG S ₄ IN LARGE FRAGMENTS.	X	X	X	X				75
	99			S ₄ = 75-80 (S) CL ACT ⁿ OF S ₄	X	X	X	X				
	99			LOCALLY CB VEINED; STRINGER IN FRAC-FILL MG/CL.	X	X	X	X				63
	100			215.20 - 216.30 CB VEINS ~ 10-K%	X	X	X	X				
	100			@ 45, 05 STRINGS - STEELWORK.	X	X	X	X				75
	100			RIMS OF CL + (R) MG	X	X	X	X				
	95			CLASTIC FABRIC.	X	X	X	X				80
	92			214.3 FAULT @ 40° TR P1/CP4 ALONG FRAC ^s / FAULT PLANE.	X	X	X	X				4
	98			215.8 FAULT @ 30	X	X	X	X				
	98			ZONE OF RUBBLE TO ~ 218.	X	X	X	X				45
	91				X	X	X	X				53
	88				X	X	X	X				66
	98			224.30 - 229.42 BHT	X	X	X	X				77
	98			HETEROLITHIC BRX (G) PREV); AB-GH ⁿ FRAGTS	X	X	X	X				
	98			WITHIN (S) CL-MG MATRIX. DISPERSED "OUTSIZE" FRAGTS	X	X	X	X				
	98			10-20 CM WITHIN 05-30 CM (AVE) MATRIX (SERICITE W/ MATRIX)	X	X	X	X				
225					X	X	X	X				

MINERALIZATION DESCRIPTION	TOTAL SULPHIDE	SAMPLES			SAMPLE NUMBER	ASSAYS		
		FROM	TO	WIDTH		Au	Ag	Cu
		180.93	182.43	1.5	297519	<	<	509
		182.43	183.93	1.5	297520	<	<	317
		183.93	185.43	1.5	297521	<	<	49
155								
		185.43	186.93	1.5	297522	<	<	258
BRECCIA GEN. DEVOID OF SULPHIDE		186.93	188.43	1.5	297523	<	<	56
MINERALIZATION.		188.43	189.93	1.5	297524	<	<	226
190								
		189.93	191.43	1.5	297525	<	<	146
		191.43	192.93	1.5	297526	5	<	470
		192.93	194.43	1.5	297527	5	<	156
195								
		194.43	195.93	1.5	297528	<	<	107
		195.93	197.43	1.5	297529	<	<	732
		197.43	198.93	1.5	297530	<	<	212
		198.93	200.43	1.5	297531	<	<	196
200								
		200.43	201.93	1.5	297532	<	<	16
		201.93	203.43	1.5	297533	<	<	8
		203.43	204.93	1.5	297534	<	<	4
205								
		204.93	206.43	1.5	297535	<	<	5
NEWMONT STD. # G02-33 →		NEWMONT STD.	4/5		297536	420	2.0	117
		206.43	207.93	1.5	297537	<	<	90
		207.93	209.43	1.5	297538	<	<	4
210								
		209.43	210.93	1.5	297539	<	<	11
		210.93	212.43	1.5	297540	<	<	3
		212.43	213.93	1.5	297541	<	<	7
		213.93	215.43	1.5	297542	<	<	3
215 ~ 214-218.	X							
(7A) COPPER AS BLENDS + STRINGERS W/ CR	X	215.43	216.93	1.5	297543	10	<	4
ALONG FRACTURES AND FAULT PLANES.	X	216.93	218.43	1.5	297544	<	<	4
	X							
	X	218.43	219.93	1.5	297545	<	<	3
220	X							
	X	219.93	221.43	1.5	297546	<	<	5
	X							
	X	221.43	222.93	1.5	297547	<	<	36
	X	222.93	224.43	1.5	297548	<	<	6
225								

DEPTH (m)	% CORE REC	LITHOLOGY	STRUCTURE	GEOLOGICAL DESCRIPTION	ALTERATION					RQD FRACTURE INTENSITY	% VEIN QTZ.	
					AB	CL	CB	NG	HS			
					A	B	C	D	E			
230	95			Blit (cont.) CONTACT @ ARGILLITE SHARP, UNALTERED (NO ALLOLE!) CONTACT DEFINED BY A ~1MM SPALLS OF LPI IN BRK-SIDE OF CONTACT. * (0.5-1% CPJ) 229.42-249.33 ARGILLITE 228.5-229.42	X	X	X				69	
235	101			BLACK/DK. GRAY LAMINATED ARGILLITE; INTERBEDDED V.F. SST. WITH THOUGH X-LAMINATION; NUMEROUS MICRO-FRAMES + DEWATERING FEATURES.	X	X	X				38	
235	102			232.57 FAULT @ 00° S _d = 90	X	X	X				25	
240	76			FAULT. TENSION FRAC. @ CB. 08°/35°/90° CONTACT @ 40° S _d = 90	X	X	X				74	
240	84			CB STRINGS BAT CPJ STRING S _d = 90	X	X	X				15	
240	93			MINOR CB STRINGS.	X	X	X				77	
245	100				X	X	X				52	
245	96				X	X	X				65	
250	90			S _d = 90 249.33 E.O.H.	X	X	X				14	
250					X	X	X					
255					X	X	X					
260					X	X	X					
265					X	X	X					
270					X	X	X					



MINERALIZATION DESCRIPTION	TOTAL SULPHIDE	SAMPLES			SAMPLE NUMBER	ASSAYS		
		FROM	TO	WIDTH		Au	Ag	Cu
225								
		224.43	225.93	1.5	297549	<	<	6
		225.93	226.43	0.5	297550	<	<	7
228.5 - 229.42 DISSEMINATED AND FINE STRINGER CPY (0.5-1.0%)		226.43	227.43	1.0	297551	<	<	4
	X	227.43	227.93	0.5	297552	<	<	543
230 SPRINGERS OF CPY LIKE PARALLEL TO THE BRX-SED CONTACT;	X	227.93	228.43	0.5	297553	5	<	3550
NO DISTINCT EAST FABRIC CYSTS.	X	228.43	229.53	1.1	297554	185	1.0	8650
A STRINGER OF CPY LINES THE BRX SIDE OF THE CONTACT.	X	229.53	231.03	1.5	297555	10	<	332
~1-2mm (UNIFORMLY)	X	231.03	232.53	1.5	297556	10	<	131
	X	232.53	234.03	1.5	297557	<	<	393
235		END OF SERIES.						
[N.B.] - A SLIGHT FABRIC WITHIN THE MATRIX IS APPARENT.								
240								
245								
249.33 E.O.H.								
250								
255								
260								
265								
270								

PAMICON DEVELOPMENTS LIMITED

DRILL LOG

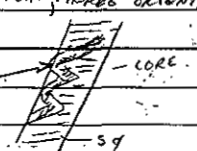
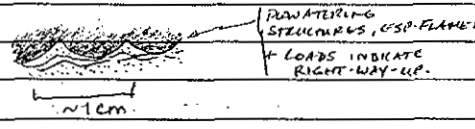
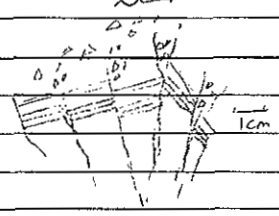
PROJECT FVJ - JAZZ	GROUND ELEV. 1503 m.
HOLE NO. J297-8	BEARING 090
LOCATION UTM: N 7167478 E 545100	DIP -80
	TOTAL LENGTH 170.08 m.
LOGGED BY JRD	HORIZONTAL PROJECT
DATE JULY 16/97	VERTICAL PROJECT
CONTRACTOR FALCON DRILLING LIMITED.	ALTERATION SCALE
CORE SIZE NTW	
DATE STARTED JULY 16/1997	TOTAL SULPHIDE SCALE
DATE COMPLETED JULY 17/1997	
DIP TESTS ACID TEST 558' \approx 81°	
COMMENTS <p>J297-8 WAS DRILLED TO TEST PART OF A MAJOR MAGNETIC ANOMALY (WEST-DIPPING, N-S TRENDING). THE DDH INTERSECTED CRACKLED AND BRECCIATED ARGILLITES AND V.F. SANDSTONES/SILTSTONES. THE SEDIMENTS BECAME INCREASINGLY CRACKLED AND CHAOTIC TOWARD THE CONTACT WITH A MAGNETIC, KF-ALTERED BRECCIA. ONLY TRACES OF CHALCOPHYRITE (AS BLASS WITHIN CB-VeINS) WERE NOTED.</p>	LEGEND SEDS : SEDIMENTS SLST : SILTSTONE SST : SANDSTONE. BHM : HOMOLITHIC BRECCIA. BHT : HETEROLITHIC BRECCIA. CB : CARBONATE. CL : CHLORITE JA : JAROSITE. AB : ALBITE MG : MAGNETITE KF = POTASSIUM FELDSPAR

DEPTH (m)	% CORE REC	LITHOLOGY	STRUCTURE	GEOLOGICAL DESCRIPTION	ALTERATION					FRACTURE INTENSITY	% VEIN QTZ.
					CB A	JA B	AB C	D	E		
0				0-3.05 CASING							
5				3.05-41.06 SEDIMENTS INTERBEDDED ARGILLACEOUS SLTST AND V.F. SST.; WEAKLY CB ALTERED AS, LOCALLY THIN VEINETS AND STRINGERS DIOGENITIC SST. Sp = 75 CORE IS, TYPICALLY, BROKEN + RUBBLY. ABUNDANT CAVED MATERIALS. STRONGLY FAULTED.							
10				Sp = 45 9.95 FAULT / Sp		X					
15				JOINTING / FRAC'S 05°/65°/45° Sp = 45 13.91 - 14.10 RUBBLE, FAULT ZONE. JA. CT ALT. ORIENTATION OF FAULTS UNIFORM		X	X	X	X	X	
20				CB STRINGERS ~ 30 IN. MINOR FRAC'S / CRACKLES Sp = 40 Sp = 55 19.44 - 20.44 RUBBLE / BROKEN CORE. FAULT / Sp		X	X	X	X	X	
25				Sp = 40 25.36 - 41.06 FAULT ZONE; STRONGLY BROKEN AND ALTERED SVDS.; FAULT PLANE(S) BASED ON SLICES @ 30°, 00°; STRONGLY JAROSITIC / CLAY ALT.		X	X	X	X	X	
30						X	X	X	X	X	
35						X	X	X	X	X	
40				38.00 CB VEIN V. AB. ? 7cm C 90°		X	X	X	X	X	
45				41.06 - 42.06 HOMOLITIC BRECCIA. WEEK AB. ALT. OF FRAG'S; ROT/TRANSL. OF FRAG'S. 43.4 FAULT @ 45° Sp 42.06 - 79.26 SEDIMENTS (AS PREV.) ANGULAR MAX. PARTICLE SIZE 2cm.		X	X	X	X	X	

MINERALIZATION DESCRIPTION	TOTAL SULPHIDE	SAMPLES			SAMPLE NUMBER	ASSAYS		
		FROM	TO	WIDTH		Au	Ag	Cu
0								
		3.05	4.55	1.5	200851	5	<	40
5		4.55	6.05	1.5	200852	<	<	20
		6.05	7.55	1.5	200853	<	<	40
		7.55	9.05	1.5	200854	<	<	54
10		9.05	10.55	1.5	200855	<	<	26
		10.55	12.05	1.5	200856	<	<	27
		12.05	13.55	1.5	200857	<	<	17
		13.55	15.05	1.5	200858	<	<	29
15		15.05	16.55	1.5	200859	<	<	17
		16.55	18.05	1.5	200860	<	<	54
		18.05	19.55	1.5	200861	<	<	24
20		19.55	21.05	1.5	200862	<	1.0	16
		21.05	22.55	1.5	200863	<	1.2	13
		22.55	24.05	1.5	200864	<	<	13
25		24.05	25.55	1.5	200865	<	<	34
		25.55	27.05	1.5	200866	<	<	758
		27.05	28.55	1.5	200867	<	<	516
		28.55	30.05	1.5	200868	<	<	151
30		30.05	31.55	1.5	200869	<	<	222
		31.55	33.05	1.5	200870	<	<	37
		33.05	34.55	1.5	200871	<	<	233
35		34.55	36.05	1.5	200872	<	0.4	316
		36.05	37.55	1.5	200873	<	0.6	56
		37.55	39.05	1.5	200874	<	0.4	236
40		39.05	40.55	1.5	200875	<	1.6	345
		40.55	42.05	1.5	200876	<	<	177
		42.05	43.55	1.5	200877	<	<	55
		43.55	45.05	1.5	200878	<	<	14
45								

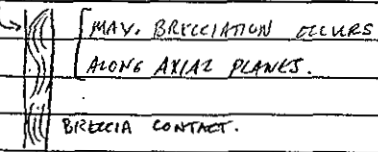

DEPTH (m)	% CORE REC	LITHOLOGY	STRUCTURE	GEOLOGICAL DESCRIPTION	ALTERATION					FRACTURE INTENSITY	% VEIN QTZ.
					CB A	JA B	AB C	CL D	E		
45				RUBBLY, BROKEN LORE, LOCAL AK (DOL?) STRINGERS.							
50				50.20 FAULT // Sp SLICKEN CB VEIN 2nd FAULT 45 (SLICKEN) Sd = 45 54.98 55.20 CRACKLY ZONE. INFILLED C. CB. Sd = 45 57.00 - FAULT? RUBBLY Sd = 70							
60				BROKEN + RUBBLY LORE; CB VEINING 6.40° 1-2cm VEINETS J. Sp. 66.79 CB VEIN (ANALYZED) + Sp. Sd = 50 69.00 - 69.40 AK VEIN, IRREG ORIENT. / GEOMETRY.							
70				75.59 - 20 cm CAVE. 76.57 - 77.07 RUBBLE / FAULT ZONE? 77.37 - 77.42 FAULT ZONE. 79.26 - 84.63 HOMOLITHIC BRECCIA (BHM) MONOLITHIC, STRONGLY FRAGMENTED SEPS; CHAOTIC FABRIC. NO PERVASIVE ALTERATION - CB INFILL BETWEEN FRAGMENTS.							
80				84.63 - 86.00 SEDS (AS PREV.) 84.45 FAULT @ 30° UNFRAGMENTED SEDIMENTARY SEQUENCE IRREG. CB. STRINGERS + FRAC. FILLS. 86.00 - BHM Homolithic Breccia; UNLIKE MANY SIMILAR BHM UNITS, THIS ONE IS RELATIVELY UNALTERED.							
90				~91.00 CRV BLOBS WITHIN CB VEIN / BRK-FILL.							

Bhm / CRACKLY
BRK.



MINERALIZATION DESCRIPTION	TOTAL SULPHIDE	SAMPLES			SAMPLE NUMBER	ASSAYS		
		FROM	TO	WIDTH		Au	Ag	Cu
		45.05	46.55	1.5	200879	<	<	24
		46.55	48.05	1.5	200880	<	<	14
		48.05	49.55	1.5	200881	<	0.4	53
		49.55	51.05	1.5	200882	<	<	22
		51.05	52.55	1.5	200883	<	<	13
		52.55	54.05	1.5	200884	<	<	13
		54.05	55.55	1.5	200885	<	<	13
		55.55	57.05	1.5	200886	<	<	14
		57.05	58.55	1.5	200887	<	<	12
		58.55	60.05	1.5	200888	<	<	12
		60.05	61.55	1.5	200889	<	<	14
		61.55	63.05	1.5	200890	<	<	15
		63.05	64.55	1.5	200891	<	<	22
		64.55	66.05	1.5	200892	<	<	18
		66.05	67.55	1.5	200893	<	<	26
		67.55	69.05	1.5	200894	<	<	39
		69.05	70.55	1.5	200895	<	<	66
		70.55	72.05	1.5	200896	<	<	24
		72.05	73.55	1.5	200897	<	<	34
		73.55	75.05	1.5	200898	<	<	15
		75.05	76.55	1.5	200899	<	1.2	21
		76.55	78.05	1.5	200900	<	<	53
		78.05	79.55	1.5	200901	<	<	73
		79.55	81.05	1.5	200902	<	<	114
		81.05	82.55	1.5	200903	<	<	53
		82.55	84.05	1.5	200904	<	<	46
		84.05	85.55	1.5	200905	<	<	29
		85.55	87.05	1.5	200906	<	<	42
		87.05	88.55	1.5	200907	<	<	64
		88.55	90.05	1.5	200908	<	<	26

PTH	% CORE REC	LITHOLOGY	STRUCTURE	GEOLOGICAL DESCRIPTION	ALTERATION					FRACTURE INTENSITY	% VEIN QTZ.
					CB A	JA B	AB C	CL D	E		
				Homolithic Breccia; intensely fragmented and chaotic / "jumbled"							
				CB stringers common; locally is minute blebs of cpy (rarely py)							
95				CB in tension plane's 30°							
				numerous irregular cracks / fractures							
				CB-floured in open spaces / interfragment voids. otherwise unaltered.							
100											
105				105.09 FAULT - PLANE c 35° w slicks.							
110				111.16 FAULT c 45°							
115											
				114.82 - FAULT BRX - 119.80							
120											
125				121.71							
				121.71 - CRACKLED FOLD IN SEDS. STRONGEST CRACKLING / FOLDS ALONG AXIAL PLANES.							
				MULTIPLE OPEN FOLDS - λ ≈ 50-80 μm.							
				SEDS INCR. GRAPHITIC TONED							
				BRECCIA CONTACT.							
				INCREASE IN CALORITE ALTERATION TOWARD CONTACT WITH BRECCIA. / COINCIDENT INCR. IN ANKERITE.							
				FAULT CONTACT 140							
				FAULTED CONTACT WITH BRX. BUT APPEARS TO BE POST-BRX (i.e. CONTACT FOLLOWS REVERSE WHERE FAULT IS NORTH)							
				134.50-170.08 Bht							
35											



MINERALIZATION DESCRIPTION	TOTAL SULPHIDE	SAMPLES			SAMPLE NUMBER	ASSAYS		
		FROM	TO	WIDTH		Au	Ag	Cu
90		90.05	91.55	1.5	200909	<	<	27
		91.55	93.05	1.5	200910	<	<	24
		93.05	94.55	1.5	200911	<	<	44
95		94.55	96.05	1.5	200912	<	<	23
		96.05	97.55	1.5	200913	<	1.2	20
		97.55	99.05	1.5	200914	<	<	19
100		99.05	100.55	1.5	200915	<	<	30
		100.55	102.05	1.5	200916	<	<	16
		102.05	103.55	1.5	200917	<	<	36
		103.55	105.05	1.5	200918	<	<	16
105		105.05	106.55	1.5	200919	<	<	26
		106.55	108.05	1.5	200920	<	<	51
		108.05	109.55	1.5	200921	<	<	53
110		109.55	111.05	1.5	200922	<	<	39
		111.05	112.55	1.5	200923	<	<	68
		112.55	114.05	1.5	200924	<	<	39
115		114.05	115.55	1.5	200925	<	<	52
		115.55	117.05	1.5	200926	<	<	33
		117.05	118.55	1.5	200927	<	<	52
		118.55	120.05	1.5	200928	<	<	81
120		120.05	121.55	1.5	200929	<	<	79
		121.55	123.05	1.5	200930	<	<	64
		123.05	124.55	1.5	200931	<	<	63
125		124.55	126.05	1.5	200932	<	0.8	96
		126.05	127.55	1.5	200933	5	<	121
		127.55	129.05	1.5	200934	<	<	88
130		129.05	130.55	1.5	200935	<	<	269
		130.55	132.05	1.5	200936	10	<	143
		132.05	133.55	1.5	200937	60	<	144
		133.55	135.05	1.5	200938	215	<	635
135								

DEPTH (m)	% CORE REC	LITHOLOGY	STRUCTURE	GEOLOGICAL DESCRIPTION	ALTERATION					FRACTURE INTENSITY	% VEIN QTZ.	MG.	
					CB	JA	AB	CL	KF				
					A	B	C	D	E				
140				HETEROLITHIC BRECCIA. (CONT.) FINE TO MEDIUM PEBBLE FRAGMENTS; DOMINATED BY SLIST WITH INCREASING AMTS OF KF-ALTERED ROCK (SEDS) AS FRAGMENTS. (TR). MG./CL/CB MATRIX ALTERATION MG AS BLENDS APPARENT SHEAR DEMONSTRATED BY MISSED FRAGMENTS (LOCALLY ONLY). TYPICALLY CHAOTIC.	X			X	X				
145				INTR. IN SERICITE MTH. WITHIN MATRIX (APPARENT) ALBITE (?) STRAGGLERS IN POKY. 4-5 MM. @ IRREG. ORIENT. MATRIX IS CB-CL-H.SEN ALTD BURRS MG 2,3% (PREC.) KF ALT-FRACTS.	X			X	X				
150				STRONG SORTING @ ~ 25-30°	X			X	X				
155				156.07-158.18 FAULT ZONE, INTENSE GOUGE ZONE; STRONGLY CHLORITIC WITH SPARSE MENATITE ABUNDANT CLAYS.	X	X		X	X				
160					X			X	X				
165					X			X	X				
170				170.08 E.O.H.	X			X	X				
175					X			X	X				

MINERALIZATION DESCRIPTION	TOTAL SULPHIDE	SAMPLES			SAMPLE NUMBER	ASSAYS		
		FROM	TO	WIDTH		Au	Ag	Cu
135		135.05	136.55	1.5	200939	10	<	733
		136.55	138.05	1.5	200940	10	<	5
		138.05	139.55	1.5	200941	15	<	5
140		139.55	141.05	1.5	200942	5	<	2
		141.05	142.55	1.5	200943	40	<	<
		142.55	144.05	1.5	200944	10	<	3
		144.05	145.55	1.5	200945	<	<	1
145		145.55	147.05	1.5	200946	<	<	1
		147.05	148.55	1.5	200947	<	<	1
		148.55	150.05	1.5	200948	<	<	4
150		150.05	151.55	1.5	200949	5	<	2
		151.55	153.05	1.5	200950	10	<	1
		153.05	154.55	1.5	200951	15	<	3
155		154.55	156.05	1.5	200952	20	<	1
		156.05	157.55	1.5	200953	20	<	1
		157.55	159.05	1.5	200954	25	<	<1
160		159.05	160.55	1.5	200955	15	<	6
		160.55	162.05	1.5	200956	15	<	3
		162.05	163.55	1.5	200957	10	<	3
		163.55	165.05	1.5	200958	20	<	7
165		165.05	166.55	1.5	200959	35	<	3
		166.55	168.05	1.5	200960	30	<	3
170	E.O.H.	168.05	170.05	2.03	200961	10	<	7
	NEWMONT STD # G02-33 →		STANDARD		200962	440	2.0	123

APPENDIX C

ANALYTICAL PROCEDURES AND CERTIFICATES OF ANALYSES



Chemex Labs Ltd.

Analytical Chemists * Geochemists * Registered Assayers

212 Brooksbank Ave., North Vancouver
British Columbia, Canada V7J 2C1
PHONE: 604-984-0221 FAX: 604-984-0218

To: PAMICON DEVELOPMENTS LIMITED
FAIRCHILD PROJECT
611 - 675 W. HASTINGS ST.
VANCOUVER, BC
V6B 1N2

A9730895

Comments: ATTN: MIKE STAMMERS CC: RICHARD GORTON

HOLE # JZ97-1

CERTIFICATE

A9730895

(BM W) - PAMICON DEVELOPMENTS LIMITED

Project: FAIRCHILD
P.O.#: VZ97-1

Samples submitted to our lab in Vancouver, BC.
This report was printed on 15-JUL-97.

SAMPLE PREPARATION

CHEMEX CODE	NUMBER SAMPLES	DESCRIPTION
205	87	Geochem ring to approx 150 mesh
294	87	4-7 Kg crush and split
3202	87	Rock - save entire reject
214	2	Rcvd as pulp; mesh size checked
285	89	ICP - HF digestion charge

* NOTE 1:

The 32 element ICP package is suitable for trace metals in soil and rock samples. Elements for which the nitric-aqua regia digestion is possibly incomplete are: Al, Ba, Be, Ca, Cr, Ga, K, La, Mg, Na, Sr, Ti, Tl, W.

ANALYTICAL PROCEDURES

CHEMEX CODE	NUMBER SAMPLES	DESCRIPTION	METHOD	DETECTION LIMIT	UPPER LIMIT
983	89	Au ppb: Fuse 30 g sample	FA-AAS	5	10000
578	89	Ag ppm: 24 element, rock & core	AAS	0.2	100.0
573	89	Al %: 24 element, rock & core	ICP-AES	0.01	25.0
565	89	Ba ppm: 24 element, rock & core	ICP-AES	10	10000
575	89	Be ppm: 24 element, rock & core	ICP-AES	0.5	1000
561	89	Bi ppm: 24 element, rock & core	ICP-AES	2	10000
576	89	Ca %: 24 element, rock & core	ICP-AES	0.01	25.0
562	89	Cd ppm: 24 element, rock & core	ICP-AES	0.5	500
563	89	Co ppm: 24 element, rock & core	ICP-AES	1	10000
569	89	Cr ppm: 24 element, rock & core	ICP-AES	1	10000
577	89	Cu ppm: 24 element, rock & core	ICP-AES	1	10000
566	89	Fe %: 24 element, rock & core	ICP-AES	0.01	25.0
584	89	K %: 24 element, rock & core	ICP-AES	0.01	10.00
570	89	Mg %: 24 element, rock & core	ICP-AES	0.01	15.00
568	89	Mn ppm: 24 element, rock & core	ICP-AES	5	10000
554	89	Mo ppm: 24 element, rock & core	ICP-AES	1	10000
583	89	Na %: 24 element, rock & core	ICP-AES	0.01	10.00
564	89	Ni ppm: 24 element, rock & core	ICP-AES	1	10000
559	89	P ppm: 24 element, rock & core	ICP-AES	10	10000
560	89	Pb ppm: 24 element, rock & core	AAS	2	10000
582	89	Sr ppm: 24 element, rock & core	ICP-AES	1	10000
579	89	Ti %: 24 element, rock & core	ICP-AES	0.01	10.00
572	89	V ppm: 24 element, rock & core	ICP-AES	1	10000
556	89	W ppm: 24 element, rock & core	ICP-AES	10	10000
558	89	Zn ppm: 24 element, rock & core	ICP-AES	2	10000
1006	89	La ppm: 20 element, rock ID	ICP-AES	10	10000
13	7	As ppm: HNO3-aqua regia digest	AAS-HYDRIDE/EDL	1	10000



Chemex Labs Ltd.

Analytical Chemists * Geochemists * Registered Assayers

212 Brooksbank Ave., North Vancouver
British Columbia, Canada V7J 2C1
PHONE: 604-984-0221 FAX: 604-984-0218

To: PAMICON DEVELOPMENTS LIMITED
FAIRCHILD PROJECT
611 - 675 W. HASTINGS ST.
VANCOUVER, BC
V6B 1N2


Page Number :1-A
Total Pages :3
Certificate Date: 15-JUL-97
Invoice No. :I9730895
P.O. Number :VZ97-1
Account :BM W

Project : FAIRCHILD
Comments: ATTN: MIKE STAMMERS CC: RICHARD GORTON

CERTIFICATE OF ANALYSIS A9730895

SAMPLE	PREP CODE	Au ppb FA+AA	Ag ppm AAS	Al % (ICP)	Ba ppm (ICP)	Be ppm (ICP)	Bi ppm (ICP)	Ca % (ICP)	Cd ppm (ICP)	Co ppm (ICP)	Cr ppm (ICP)	Cu ppm (ICP)	Fe % (ICP)	K % (ICP)	Mg % (ICP)
297001	205 294	< 5	< 0.2	6.40	660	2.0	< 2	1.32	< 0.5	7	131	27	2.92	3.87	2.69
297002	205 294	< 5	< 0.2	6.57	620	2.0	< 2	0.81	< 0.5	7	136	15	3.09	3.70	2.92
297003	205 294	< 5	< 0.2	4.74	430	0.5	< 2	1.99	< 0.5	5	92	17	4.17	2.06	4.24
297004	205 294	< 5	< 0.2	5.74	640	1.5	< 2	1.20	< 0.5	6	100	206	3.68	3.04	3.41
297005	205 294	< 5	< 0.2	6.36	540	2.0	< 2	0.21	< 0.5	7	101	18	2.20	3.12	1.82
297006	205 294	< 5	< 0.2	5.96	410	2.0	< 2	1.59	< 0.5	27	96	186	2.40	3.18	2.44
297007	205 294	< 5	< 0.2	4.89	330	1.5	< 2	2.11	< 0.5	6	87	21	4.10	1.91	3.93
297008	205 294	< 5	< 0.2	5.94	310	2.0	< 2	1.90	< 0.5	10	85	27	3.68	2.56	3.42
297009	205 294	< 5	< 0.2	6.28	530	2.0	< 2	0.99	< 0.5	12	94	34	3.66	2.97	3.42
297010	205 294	< 5	< 0.2	5.58	370	2.0	< 2	1.99	< 0.5	34	98	230	3.42	2.95	2.85
297011	205 294	< 5	< 0.2	5.85	400	2.0	< 2	2.15	< 0.5	8	92	55	3.67	2.60	3.55
297012	205 294	< 5	< 0.2	5.66	370	2.0	< 2	1.54	< 0.5	10	82	82	3.71	2.41	3.10
297013	205 294	< 5	0.6	5.66	330	2.0	2	3.11	< 0.5	24	95	1145	4.24	2.38	3.40
297014	205 294	< 5	< 0.2	5.94	530	1.5	2	0.84	< 0.5	13	96	94	4.14	2.61	2.92
297015	205 294	< 5	< 0.2	5.65	220	1.5	< 2	2.20	< 0.5	19	96	525	4.15	1.82	3.13
297016	205 294	< 5	< 0.2	5.66	290	1.5	< 2	1.73	< 0.5	37	84	935	3.58	1.91	2.19
297017	205 294	< 5	< 0.2	5.25	170	1.5	< 2	3.06	< 0.5	34	75	371	4.53	1.31	3.90
297018	205 294	< 5	< 0.2	5.85	310	1.5	< 2	1.90	< 0.5	17	88	190	3.33	2.09	2.82
297019	205 294	< 5	< 0.2	6.33	340	2.0	< 2	0.65	< 0.5	17	102	163	4.14	2.24	2.66
297020	205 294	< 5	< 0.2	6.84	290	2.5	< 2	0.71	< 0.5	17	116	89	3.31	2.77	1.99
297021	205 294	< 5	< 0.2	5.43	110	1.5	< 2	4.71	< 0.5	8	88	649	2.96	1.27	3.75
297022	205 294	125	1.6	5.53	140	1.5	2	3.47	< 0.5	111	105	3870	2.35	2.07	2.30
297023	205 294	70	0.8	5.45	80	1.0	4	3.43	< 0.5	52	103	2650	4.10	1.08	2.76
297024	205 294	< 5	< 0.2	5.78	250	1.0	< 2	1.89	2.5	23	118	159	4.64	1.40	3.63
297025	205 294	< 5	0.4	5.02	90	0.5	2	4.99	< 0.5	11	99	1325	3.45	0.77	3.66
297026	205 294	< 5	< 0.2	6.86	190	1.5	< 2	3.36	< 0.5	32	195	166	6.56	1.34	5.24
297027	205 294	15	< 0.2	7.04	130	1.0	< 2	2.12	< 0.5	42	165	1305	7.54	1.08	5.22
297028	205 294	< 5	< 0.2	7.83	110	1.0	2	2.67	< 0.5	29	234	400	6.76	1.47	4.70
297029	205 294	< 5	< 0.2	4.54	100	1.0	< 2	9.80	< 0.5	5	165	359	4.92	2.14	4.84
297030	205 294	< 5	< 0.2	6.89	150	1.0	< 2	4.65	< 0.5	27	183	309	5.77	1.28	4.40
297031	205 294	< 5	< 0.2	5.78	170	0.5	< 2	5.16	< 0.5	29	304	76	6.64	0.68	5.07
297032	205 294	< 5	< 0.2	6.02	110	0.5	< 2	5.29	< 0.5	23	280	292	5.64	0.94	4.54
297033	205 294	< 5	< 0.2	6.38	170	1.0	2	5.97	< 0.5	28	204	126	5.32	1.28	3.60
297034	205 294	< 5	< 0.2	6.41	140	0.5	< 2	4.30	< 0.5	32	205	98	6.46	1.16	3.03
297035	214 285	6440	2.2	3.22	420	2.0	2	1.96	2.0	19	208	189	2.97	0.69	0.16
297036	205 294	< 5	< 0.2	7.11	270	0.5	< 2	4.03	< 0.5	33	208	103	6.77	1.74	3.27
297037	205 294	< 5	< 0.2	7.23	310	0.5	< 2	3.82	< 0.5	32	206	70	6.53	1.96	3.15
297038	205 294	< 5	< 0.2	7.89	380	1.0	< 2	3.22	< 0.5	29	195	35	6.03	2.08	2.91
297039	205 294	< 5	< 0.2	8.32	230	1.5	< 2	3.39	< 0.5	24	165	6	4.97	1.45	2.49
297040	205 294	< 5	< 0.2	8.15	260	1.5	< 2	3.18	< 0.5	29	185	32	5.18	1.64	2.67

CERTIFICATION: Hunt Buchler



Chemex Labs Ltd.

Analytical Chemists * Geochemists * Registered Assayers
212 Brooksbank Ave., North Vancouver
British Columbia, Canada V7J 2C1
PHONE: 604-984-0221 FAX: 604-984-0218

To: PAMICON DEVELOPMENTS LIMITED
FAIRCHILD PROJECT
611 - 675 W. HASTINGS ST.
VANCOUVER, BC
V6B 1N2

Page Number :1-B
Total Pages :3
Certificate Date: 15-JUL-97
Invoice No. :I9730895
P.O. Number :VZ97-1
Account :BM W

Project: FAIRCHILD
Comments: ATTN: MIKE STAMMERS CC: RICHARD GORTON

CERTIFICATE OF ANALYSIS A9730895

SAMPLE	PREP CODE	Mn ppm (ICP)	Mo ppm (ICP)	Na % (ICP)	Ni ppm (ICP)	P ppm (ICP)	Pb ppm AAS	Sr ppm (ICP)	Ti % (ICP)	V ppm (ICP)	W ppm (ICP)	Zn ppm (ICP)	La ppm ICP	As ppm	
297001	205 294	890	< 1	0.19	20	240	< 2	20	0.13	62	< 10	48	30	-----	
297002	205 294	585	< 1	0.13	25	230	< 2	18	0.21	70	< 10	50	30	-----	
297003	205 294	835	< 1	0.16	17	250	< 2	15	0.16	38	< 10	184	20	-----	
297004	205 294	465	< 1	0.51	22	320	36	22	0.20	53	< 10	206	30	-----	
297005	205 294	105	1	0.18	25	210	< 2	15	0.19	62	< 10	32	20	-----	
297006	205 294	505	< 1	0.19	46	250	< 2	16	0.16	60	< 10	40	20	-----	
297007	205 294	655	< 1	0.21	21	270	< 2	16	0.17	45	< 10	68	30	-----	
297008	205 294	800	3	0.28	29	330	< 2	18	0.19	65	< 10	74	30	-----	
297009	205 294	380	< 1	0.28	30	280	10	17	0.16	64	< 10	62	20	-----	
297010	205 294	845	2	0.11	31	240	< 2	15	0.11	56	< 10	52	10	-----	
297011	205 294	595	3	0.27	23	270	20	20	0.12	62	< 10	84	10	-----	
297012	205 294	425	1	0.48	28	250	4	17	0.12	62	< 10	62	10	-----	
297013	205 294	705	1	0.62	36	250	26	23	0.11	63	< 10	204	20	-----	
297014	205 294	260	4	0.61	30	280	< 2	21	0.14	60	< 10	48	30	-----	
297015	205 294	640	2	1.17	29	270	10	29	0.11	59	< 10	50	30	-----	
297016	205 294	740	5	1.47	31	250	< 2	29	0.10	59	< 10	36	20	-----	
297017	205 294	800	3	1.45	31	300	44	27	0.13	58	< 10	316	20	-----	
297018	205 294	540	3	1.40	23	260	10	29	0.13	60	< 10	84	20	-----	
297019	205 294	245	5	1.41	34	240	< 2	27	0.11	71	< 10	44	10	-----	
297020	205 294	245	3	0.82	37	210	< 2	17	0.09	80	< 10	32	10	-----	
297021	205 294	1050	3	2.16	15	160	28	40	0.08	57	< 10	88	10	-----	
297022	205 294	1090	1	1.37	46	180	4	25	0.06	109	< 10	40	10	-----	
297023	205 294	950	4	2.22	44	290	18	31	0.07	64	< 10	148	20	-----	
297024	205 294	755	3	1.63	38	300	150	27	0.13	69	< 10	1545	10	-----	
297025	205 294	1310	1	2.23	25	200	38	29	0.08	71	< 10	316	20	-----	
297026	205 294	1835	< 1	1.42	91	310	< 2	32	0.34	223	< 10	122	< 10	-----	
297027	205 294	1375	4	1.27	115	350	< 2	26	0.34	217	< 10	128	10	-----	
297028	205 294	1220	2	1.69	99	450	< 2	21	0.30	229	< 10	104	10	-----	
297029	205 294	2850	< 1	0.28	20	300	< 2	39	0.06	168	< 10	24	< 10	-----	
297030	205 294	1750	1	1.73	88	310	< 2	38	0.21	225	< 10	80	< 10	-----	
297031	205 294	2080	< 1	0.85	120	300	< 2	35	0.26	202	< 10	114	< 10	-----	
297032	205 294	1635	< 1	1.42	89	280	< 2	42	0.19	196	< 10	78	< 10	-----	
297033	205 294	1370	1	1.93	79	400	< 2	66	0.26	211	< 10	66	10	-----	
297034	205 294	745	1	1.67	84	420	< 2	67	0.49	242	< 10	86	10	-----	
297035	214 285	35	21	0.05	125	9900	330	351	0.09	1140	60	232	< 10	-----	
297036	205 294	895	1	1.87	84	430	8	122	0.56	252	< 10	104	10	-----	
297037	205 294	965	1	2.04	85	430	30	141	0.56	231	< 10	108	10	-----	
297038	205 294	810	3	2.42	80	390	34	155	0.54	232	< 10	112	20	-----	
297039	205 294	590	1	3.37	64	550	10	119	0.62	206	< 10	68	30	-----	
297040	205 294	610	< 1	2.94	84	470	32	114	0.53	209	< 10	96	30	-----	

CERTIFICATION: 



Chemex Labs Ltd.

Analytical Chemists * Geochemists * Registered Assayers

212 Brooksbank Ave., North Vancouver
 British Columbia, Canada V7J 2C1
 PHONE: 604-984-0221 FAX: 604-984-0218

To: PAMICON DEVELOPMENTS LIMITED
 FAIRCHILD PROJECT
 611 - 675 W. HASTINGS ST.
 VANCOUVER, BC
 V6B 1N2

Page Number :2-A
 Total Pages :3
 Certificate Date: 15-JUL-97
 Invoice No. :19730895
 P.O. Number :VZ97-1
 Account :BM W

Project : FAIRCHILD
 Comments: ATTN: MIKE STAMMERS CC: RICHARD GORTON

CERTIFICATE OF ANALYSIS A9730895

SAMPLE	PREP CODE	Au ppb FA+AA	Ag ppm AAS	Al % (ICP)	Ba ppm (ICP)	Be ppm (ICP)	Bi ppm (ICP)	Ca % (ICP)	Cd ppm (ICP)	Co ppm (ICP)	Cr ppm (ICP)	Cu ppm (ICP)	Fe % (ICP)	K % (ICP)	Mg % (ICP)
297041	205 294	< 5	< 0.2	7.70	250	0.5	< 2	3.82	< 0.5	27	222	106	5.84	1.81	3.07
297042	205 294	< 5	< 0.2	7.33	280	0.5	< 2	4.60	< 0.5	35	287	128	6.53	1.92	3.63
297043	205 294	< 5	< 0.2	6.39	200	0.5	< 2	4.93	< 0.5	33	237	137	5.73	1.49	3.27
297044	205 294	< 5	< 0.2	6.84	120	0.5	< 2	4.81	< 0.5	31	264	346	6.26	1.39	3.60
297045	205 294	< 5	< 0.2	6.27	120	0.5	< 2	6.76	< 0.5	30	237	114	5.44	1.33	3.79
297046	205 294	< 5	< 0.2	6.28	110	0.5	< 2	7.03	< 0.5	37	240	123	4.87	1.31	3.33
297047	205 294	< 5	< 0.2	6.27	120	1.0	< 2	6.07	< 0.5	37	250	125	5.68	1.32	3.41
297048	205 294	< 5	< 0.2	6.66	190	0.5	2	4.79	< 0.5	33	258	87	6.48	1.54	3.67
297049	205 294	< 5	< 0.2	6.30	170	0.5	< 2	5.68	< 0.5	35	262	141	6.17	1.37	3.52
297050	205 294	< 5	< 0.2	6.33	190	0.5	< 2	6.36	< 0.5	36	254	187	5.49	1.39	3.43
297051	205 294	< 5	< 0.2	6.48	220	0.5	< 2	5.87	< 0.5	33	268	158	6.38	1.51	3.77
297052	205 294	< 5	1.8	6.55	210	0.5	< 2	5.31	< 0.5	37	270	160	6.55	1.58	3.90
297053	205 294	< 5	< 0.2	6.88	240	0.5	< 2	5.06	< 0.5	36	270	109	6.70	1.39	3.92
297054	205 294	< 5	< 0.2	6.85	310	0.5	2	4.53	< 0.5	38	279	140	7.11	1.59	4.00
297055	205 294	< 5	< 0.2	6.85	300	0.5	< 2	4.63	< 0.5	38	284	149	6.70	1.40	4.02
297056	205 294	< 5	< 0.2	7.13	250	1.0	< 2	4.97	< 0.5	30	244	142	6.06	1.57	3.66
297057	205 294	< 5	< 0.2	6.03	80	1.0	2	2.83	< 0.5	26	136	135	6.92	0.56	5.17
297058	205 294	< 5	< 0.2	4.09	110	0.5	< 2	6.35	< 0.5	5	85	48	3.71	1.26	4.20
297059	205 294	< 5	< 0.2	5.93	280	1.0	< 2	1.80	< 0.5	7	85	18	3.35	1.74	3.18
297060	205 294	50	0.6	5.57	170	1.0	< 2	4.13	< 0.5	39	75	2250	2.71	1.01	2.56
297061	205 294	220	< 0.2	6.16	520	1.5	< 2	1.83	< 0.5	7	112	55	2.69	2.70	2.48
297062	205 294	220	5.6	4.91	80	0.5	6	5.07	5.0	110	90	7340	3.70	0.62	2.45
297063	205 294	< 5	< 0.2	5.25	160	1.0	< 2	3.03	< 0.5	3	96	173	3.15	1.07	2.63
297064	205 294	< 5	< 0.2	5.53	200	0.5	< 2	3.31	< 0.5	3	105	194	2.38	1.14	1.91
297065	205 294	< 5	< 0.2	5.67	350	1.0	< 2	2.92	< 0.5	3	97	34	2.89	1.98	2.37
297066	205 294	< 5	< 0.2	5.68	50	1.5	< 2	4.17	< 0.5	5	93	123	3.55	0.50	2.21
297067	205 294	< 5	< 0.2	5.59	80	1.5	< 2	4.48	< 0.5	8	92	14	4.11	0.91	2.14
297068	205 294	< 5	< 0.2	5.44	80	2.0	< 2	5.98	< 0.5	9	95	55	4.25	0.92	2.90
297069	205 294	< 5	< 0.2	5.61	60	1.5	< 2	3.18	< 0.5	1	86	3	2.81	0.87	2.50
297070	205 294	10	< 0.2	4.73	40	1.0	< 2	6.05	< 0.5	16	92	1065	4.30	0.29	3.31
297071	205 294	< 5	< 0.2	4.88	50	1.5	< 2	5.49	< 0.5	3	91	42	3.46	0.85	3.11
297072	205 294	< 5	< 0.2	5.09	70	1.0	< 2	3.44	< 0.5	4	110	31	2.68	0.34	2.01
297073	205 294	< 5	< 0.2	5.64	100	1.5	< 2	3.17	< 0.5	1	112	536	2.48	0.51	1.82
297074	205 294	20	< 0.2	5.04	80	1.5	2	5.86	< 0.5	11	92	572	3.54	0.73	2.37
297075	205 294	< 5	< 0.2	5.17	110	1.5	< 2	2.79	< 0.5	4	93	12	2.97	0.82	1.91
297076	205 294	< 5	< 0.2	4.90	90	1.5	< 2	4.18	< 0.5	14	87	53	3.99	0.82	2.33
297077	205 294	< 5	< 0.2	5.44	70	1.5	< 2	4.59	1.5	18	84	126	4.02	0.73	2.31
297078	205 294	< 5	< 0.2	5.04	60	1.5	< 2	2.99	< 0.5	6	82	25	3.55	0.70	2.23
297079	205 294	< 5	< 0.2	5.34	100	1.0	< 2	4.28	< 0.5	7	81	46	4.11	0.71	2.48
297080	205 294	< 5	< 0.2	4.80	90	1.5	< 2	4.85	< 0.5	37	80	450	3.62	1.21	2.26

CERTIFICATION: _____



Chemex Labs Ltd.

Analytical Chemists * Geochemists * Registered Assayers

212 Brooksbank Ave., North Vancouver
 British Columbia, Canada V7J 2C1
 PHONE: 604-984-0221 FAX: 604-984-0218

To: PAMICON DEVELOPMENTS LIMITED
 FAIRCHILD PROJECT
 611 - 675 W. HASTINGS ST.
 VANCOUVER, BC
 V6B 1N2

Page Number :2-B
 Total Pages :3
 Certificate Date: 15-JUL-97
 Invoice No. :19730895
 P.O. Number :VZ97-1
 Account :BM W

Project: FAIRCHILD
 Comments: ATTN: MIKE STAMMERS CC: RICHARD GORTON

CERTIFICATE OF ANALYSIS A9730895

SAMPLE	PREP CODE	Mn ppm (ICP)	Mo ppm (ICP)	Na % (ICP)	Ni ppm (ICP)	P ppm (ICP)	Pb ppm AAS	Sr ppm (ICP)	Ti % (ICP)	V ppm (ICP)	W ppm (ICP)	Zn ppm (ICP)	La ppm ICP	As ppm
297041	205 294	725	1	2.18	91	330	36	118	0.44	179	< 10	82	10	-----
297042	205 294	1000	< 1	2.00	122	430	26	162	0.56	246	< 10	92	20	-----
297043	205 294	825	< 1	1.74	97	380	2	104	0.48	216	< 10	74	10	-----
297044	205 294	795	1	1.79	110	420	10	74	0.50	242	< 10	90	10	-----
297045	205 294	1250	1	1.91	87	380	14	89	0.34	203	< 10	124	10	-----
297046	205 294	960	1	1.73	90	370	< 2	90	0.31	201	< 10	60	10	-----
297047	205 294	1050	2	1.63	107	380	< 2	85	0.38	226	< 10	76	10	-----
297048	205 294	915	2	1.68	108	390	144	98	0.52	234	< 10	84	10	-----
297049	205 294	1120	1	1.41	113	380	< 2	92	0.43	234	< 10	74	10	-----
297050	205 294	1305	< 1	1.76	98	370	< 2	92	0.34	217	< 10	70	10	-----
297051	205 294	1230	2	1.57	116	390	4	95	0.49	240	< 10	102	10	-----
297052	205 294	1115	1	1.69	124	390	< 2	90	0.52	244	< 10	104	10	-----
297053	205 294	1130	1	2.06	123	410	< 2	89	0.56	260	< 10	114	10	-----
297054	205 294	1255	< 1	2.05	122	410	12	147	0.58	256	< 10	138	10	-----
297055	205 294	1100	1	2.36	124	400	14	128	0.56	253	< 10	154	10	-----
297056	205 294	1515	< 1	1.77	90	310	16	81	0.38	239	< 10	140	< 10	-----
297057	205 294	1250	< 1	1.25	64	340	< 2	20	0.28	185	< 10	124	< 10	8
297058	205 294	2170	< 1	0.90	15	250	< 2	24	0.09	66	< 10	40	10	16
297059	205 294	755	1	2.30	23	330	4	31	0.19	55	< 10	86	20	4
297060	205 294	1175	< 1	3.09	60	280	14	39	0.12	37	< 10	110	10	190
297061	205 294	555	1	1.86	27	350	8	42	0.20	42	< 10	92	10	12
297062	205 294	1415	52	3.06	132	200	150	40	0.08	32	< 10	2730	10	1180
297063	205 294	1145	3	2.61	15	310	6	36	0.15	38	< 10	64	20	2
297064	205 294	1205	1	3.23	14	290	14	35	0.10	38	< 10	72	10	-----
297065	205 294	1215	3	2.32	14	300	10	32	0.11	38	< 10	50	10	-----
297066	205 294	755	1	3.06	15	330	26	42	0.15	48	< 10	74	30	-----
297067	205 294	540	1	3.41	17	310	18	45	0.22	45	< 10	82	10	-----
297068	205 294	600	1	3.12	23	360	14	54	0.24	56	< 10	78	20	-----
297069	205 294	370	1	3.44	15	280	16	46	0.24	39	< 10	68	10	-----
297070	205 294	1150	1	2.03	31	270	68	41	0.11	152	< 10	138	< 10	-----
297071	205 294	645	3	2.53	15	250	48	49	0.18	75	< 10	138	10	-----
297072	205 294	1235	1	2.95	13	250	6	32	0.13	34	< 10	48	< 10	-----
297073	205 294	930	1	3.31	14	270	16	47	0.17	44	< 10	50	10	-----
297074	205 294	1000	1	2.82	35	260	24	60	0.18	54	< 10	98	40	-----
297075	205 294	645	< 1	2.68	23	250	30	42	0.16	34	< 10	80	10	-----
297076	205 294	1130	1	2.50	26	240	22	41	0.11	54	< 10	62	10	-----
297077	205 294	685	1	2.71	43	270	120	54	0.20	40	< 10	786	60	-----
297078	205 294	440	1	2.48	15	250	18	39	0.20	40	< 10	292	30	-----
297079	205 294	655	1	2.27	12	240	< 2	49	0.18	43	< 10	88	30	-----
297080	205 294	470	1	2.29	23	250	< 2	47	0.19	35	< 10	70	40	-----

CERTIFICATION: _____



Chemex Labs Ltd.

Analytical Chemists * Geochemists * Registered Assayers
 212 Brooksbank Ave., North Vancouver
 British Columbia, Canada V7J 2C1
 PHONE: 604-984-0221 FAX: 604-984-0218

To: PAMICON DEVELOPMENTS LIMITED
 FAIRCHILD PROJECT
 611 - 675 W. HASTINGS ST.
 VANCOUVER, BC
 V6B 1N2


Page Number :3-A
 Total Pages :3
 Certificate Date: 15-JUL-97
 Invoice No. :I9730895
 P.O. Number :VZ97-1
 Account :BM W

Project: FAIRCHILD
 Comments: ATTN: MIKE STAMMERS CC: RICHARD GORTON

CERTIFICATE OF ANALYSIS A9730895

SAMPLE	PREP CODE		Au ppb FA+AA	Ag ppm AAS	Al % (ICP)	Ba ppm (ICP)	Be ppm (ICP)	Bi ppm (ICP)	Ca % (ICP)	Cd ppm (ICP)	Co ppm (ICP)	Cr ppm (ICP)	Cu ppm (ICP)	Fe % (ICP)	K % (ICP)	Mg % (ICP)
297081	205	294	< 5	< 0.2	5.24	480	1.5	< 2	2.29	< 0.5	8	86	41	3.01	2.68	2.17
297082	205	294	< 5	< 0.2	4.96	270	1.0	< 2	2.65	< 0.5	14	95	167	3.32	1.71	2.07
297083	205	294	< 5	< 0.2	4.52	120	1.5	< 2	5.25	< 0.5	22	73	202	6.49	1.17	2.35
297084	205	294	< 5	0.4	5.51	310	1.5	< 2	2.27	< 0.5	25	111	21	3.61	1.52	2.01
297085	205	294	< 5	< 0.2	5.36	220	2.0	< 2	4.12	< 0.5	19	85	93	4.52	1.54	2.49
297086	205	294	< 5	< 0.2	5.62	260	1.5	< 2	3.02	< 0.5	6	106	12	3.28	1.39	2.18
297087	205	294	< 5	< 0.2	4.88	140	1.0	< 2	3.19	0.5	5	79	17	3.37	0.95	2.17
297088	205	294	< 5	< 0.2	3.58	90	1.5	< 2	5.92	< 0.5	58	65	352	17.15	1.10	1.75
297089	214	285	235	< 0.2	6.40	1430	2.0	< 2	4.35	1.0	7	57	35	2.26	2.42	1.48

CERTIFICATION: Hank Buchler



Chemex Labs Ltd.

Analytical Chemists * Geochemists * Registered Assayers
212 Brooksbank Ave., North Vancouver
British Columbia, Canada V7J 2C1
PHONE: 604-984-0221 FAX: 604-984-0218

To: PAMICON DEVELOPMENTS LIMITED
FAIRCHILD PROJECT
611 - 675 W. HASTINGS ST.
VANCOUVER, BC
V6B 1N2

Page Number :3-B
Total Pages :3
Certificate Date: 15-JUL-97
Invoice No. : 19730895
P.O. Number : VZ97-1
Account : BM W


Project: FAIRCHILD
Comments: ATTN: MIKE STAMMERS CC: RICHARD GORTON

CERTIFICATE OF ANALYSIS A9730895

SAMPLE	PREP CODE	Mn ppm (ICP)	Mo ppm (ICP)	Na % (ICP)	Ni ppm (ICP)	P ppm (ICP)	Pb ppm AAS	Sr ppm (ICP)	Ti % (ICP)	V ppm (ICP)	W ppm (ICP)	Zn ppm (ICP)	La ppm ICP	As ppm
297081	205 294	315	1	1.86	25	230	28	40	0.20	32	< 10	76	10	-----
297082	205 294	345	2	2.04	24	250	28	37	0.19	36	< 10	76	20	-----
297083	205 294	580	2	1.86	60	500	24	43	0.16	96	< 10	98	40	-----
297084	205 294	315	1	2.30	16	240	22	35	0.20	42	< 10	116	20	-----
297085	205 294	440	3	2.24	24	320	36	44	0.21	54	< 10	78	460	-----
297086	205 294	345	1	2.39	18	240	50	42	0.21	39	< 10	166	30	-----
297087	205 294	685	< 1	2.35	16	210	120	28	0.09	36	< 10	448	20	-----
297088	205 294	705	6	1.74	64	670	12	37	0.16	202	< 10	154	20	-----
297089	214 285	420	6	0.91	49	900	8	226	0.26	215	40	174	30	-----

CERTIFICATION:

[Handwritten signature]



Chemex Labs Ltd.

Analytical Chemists * Geochemists * Registered Assayers
212 Brooksbank Ave., North Vancouver
British Columbia, Canada V7J 2C1
PHONE: 604-984-0221 FAX: 604-984-0218

To: PAMICON DEVELOPMENTS LIMITED
FAIRCHILD PROJECT
611 - 675 W. HASTINGS ST.
VANCOUVER, BC
V6B 1N2

A9730915

Comments: ATTN:MIKE STAMMERS CC:RICHARD GORTON

HOLE #JZ97-2

CERTIFICATE

A9730915

(BM W) - PAMICON DEVELOPMENTS LIMITED

Project: FAIRCHILD
P.O. #: JZ97-2

Samples submitted to our lab in Vancouver, BC.
This report was printed on 15-JUL-97.

SAMPLE PREPARATION


CHEMEX CODE	NUMBER SAMPLES	DESCRIPTION
205	39	Geochem ring to approx 150 mesh
294	39	4-7 Kg crush and split
3202	39	Rock - save entire reject
214	1	Rcvd as pulp; mesh size checked
285	40	ICP - HF digestion charge

* NOTE 1:

The 32 element ICP package is suitable for trace metals in soil and rock samples. Elements for which the nitric-aqua regia digestion is possibly incomplete are: Al, Ba, Be, Ca, Cr, Ga, K, La, Mg, Na, Sr, Ti, Tl, W.

ANALYTICAL PROCEDURES

CHEMEX CODE	NUMBER SAMPLES	DESCRIPTION	METHOD	DETECTION LIMIT	UPPER LIMIT
983	40	Au ppb: Fuse 30 g sample	FA-AAS	5	10000
578	40	Ag ppm: 24 element, rock & core	AAS	0.2	100.0
573	40	Al %: 24 element, rock & core	ICP-AES	0.01	25.0
565	40	Ba ppm: 24 element, rock & core	ICP-AES	10	10000
575	40	Be ppm: 24 element, rock & core	ICP-AES	0.5	1000
561	40	Bi ppm: 24 element, rock & core	ICP-AES	2	10000
576	40	Ca %: 24 element, rock & core	ICP-AES	0.01	25.0
562	40	Cd ppm: 24 element, rock & core	ICP-AES	0.5	500
563	40	Co ppm: 24 element, rock & core	ICP-AES	1	10000
569	40	Cr ppm: 24 element, rock & core	ICP-AES	1	10000
577	40	Cu ppm: 24 element, rock & core	ICP-AES	1	10000
566	40	Fe %: 24 element, rock & core	ICP-AES	0.01	25.0
584	40	K %: 24 element, rock & core	ICP-AES	0.01	10.00
570	40	Mg %: 24 element, rock & core	ICP-AES	0.01	15.00
568	40	Mn ppm: 24 element, rock & core	ICP-AES	5	10000
554	40	Mo ppm: 24 element, rock & core	ICP-AES	1	10000
583	40	Na %: 24 element, rock & core	ICP-AES	0.01	10.00
564	40	Ni ppm: 24 element, rock & core	ICP-AES	1	10000
559	40	P ppm: 24 element, rock & core	ICP-AES	10	10000
560	40	Pb ppm: 24 element, rock & core	AAS	2	10000
582	40	Sr ppm: 24 element, rock & core	ICP-AES	1	10000
579	40	Ti %: 24 element, rock & core	ICP-AES	0.01	10.00
572	40	V ppm: 24 element, rock & core	ICP-AES	1	10000
556	40	W ppm: 24 element, rock & core	ICP-AES	10	10000
558	40	Zn ppm: 24 element, rock & core	ICP-AES	2	10000
1006	40	La ppm: 20 element, rock ID	ICP-AES	10	10000



Chemex Labs Ltd.

Analytical Chemists * Geochemists * Registered Assayers
 212 Brooksbank Ave., North Vancouver
 British Columbia, Canada V7J 2C1
 PHONE: 604-984-0221 FAX: 604-984-0218

To: PAMICON DEVELOPMENTS LIMITED
 FAIRCHILD PROJECT
 611 - 675 W. HASTINGS ST.
 VANCOUVER, BC
 V6B 1N2

Page Number :1-A
 Total Pages :1
 Certificate Date: 15-JUL-97
 Invoice No. :I9730915
 P.O. Number :JZ97-2
 Account :BM W

Project : FAIRCHILD
 Comments: ATTN:MIKE STAMMERS CC:RICHARD GORTON

CERTIFICATE OF ANALYSIS A9730915

SAMPLE	PREP CODE	Au ppb FA+AA	Ag ppm AAS	Al % (ICP)	Ba ppm (ICP)	Be ppm (ICP)	Bi ppm (ICP)	Ca % (ICP)	Cd ppm (ICP)	Co ppm (ICP)	Cr ppm (ICP)	Cu ppm (ICP)	Fe % (ICP)	K % (ICP)	Mg % (ICP)
297151	205 294	20	75.0	7.03	1700	1.5	2	3.53	< 0.5	16	54	231	6.33	6.78	0.74
297152	205 294	10	< 0.2	5.45	1810	1.0	2	2.58	< 0.5	3	74	57	5.44	6.19	0.52
297153	205 294	5	< 0.2	6.09	1370	1.0	< 2	2.84	< 0.5	6	77	148	6.25	6.11	0.80
297154	205 294	35	< 0.2	5.98	1090	1.0	< 2	3.76	< 0.5	9	92	120	9.27	6.24	1.54
297155	205 294	25	< 0.2	6.43	1160	1.0	< 2	3.37	< 0.5	13	88	255	9.33	6.67	1.15
297156	205 294	65	< 0.2	6.92	1360	1.5	< 2	1.99	< 0.5	15	82	244	8.18	5.80	0.80
297157	205 294	30	< 0.2	6.72	1190	1.0	< 2	3.30	< 0.5	11	65	319	8.77	5.32	1.05
297158	205 294	20	< 0.2	6.51	960	1.5	< 2	3.64	< 0.5	12	80	985	13.30	5.61	1.50
297159	205 294	15	< 0.2	6.58	1040	1.0	< 2	2.95	< 0.5	7	56	29	7.07	6.39	1.01
297160	205 294	5	< 0.2	7.16	1360	1.0	< 2	3.20	< 0.5	5	63	15	8.99	7.53	1.31
297161	205 294	15	< 0.2	6.83	1020	1.5	< 2	3.66	< 0.5	9	71	5	9.45	6.65	1.51
297162	205 294	15	< 0.2	6.11	1050	1.0	< 2	3.78	< 0.5	3	61	7	8.14	6.39	1.48
297163	205 294	5	< 0.2	6.62	1070	1.0	< 2	3.79	< 0.5	1	50	24	5.94	6.68	1.59
297164	205 294	40	< 0.2	6.27	940	1.5	< 2	5.09	< 0.5	56	58	207	6.09	5.53	1.45
297165	205 294	5	< 0.2	10.60	900	4.0	< 2	1.14	< 0.5	65	87	160	2.16	5.82	1.16
297166	205 294	10	2.0	0.28	30	< 0.5	14	18.50	< 0.5	1	5	2650	6.91	0.16	9.39
297167	205 294	30	0.4	0.17	30	< 0.5	10	18.10	< 0.5	15	5	2110	6.61	0.14	9.41
297168	205 294	10	< 0.2	0.87	50	< 0.5	< 2	16.85	< 0.5	< 1	20	257	5.72	0.51	8.93
297169	205 294	< 5	< 0.2	0.30	30	< 0.5	2	16.80	< 0.5	< 1	8	317	5.38	0.17	9.02
297170	205 294	< 5	< 0.2	4.69	180	1.5	< 2	5.84	< 0.5	11	75	28	2.74	2.50	3.48
297171	205 294	< 5	< 0.2	6.11	300	2.0	2	3.33	< 0.5	7	105	621	2.65	3.23	2.37
297172	205 294	< 5	< 0.2	6.24	350	2.0	2	1.07	< 0.5	7	94	23	2.01	3.26	1.35
297173	205 294	< 5	< 0.2	5.20	230	2.0	< 2	3.82	< 0.5	8	86	26	2.70	2.71	2.64
297174	205 294	< 5	< 0.2	5.88	260	2.0	< 2	3.34	< 0.5	12	86	29	2.91	3.00	2.60
297175	205 294	< 5	< 0.2	5.90	290	2.0	< 2	2.91	< 0.5	9	79	13	3.04	2.84	2.88
297176	205 294	< 5	< 0.2	5.78	340	2.0	< 2	2.12	< 0.5	13	71	19	2.80	2.85	2.58
297177	205 294	< 5	< 0.2	5.58	410	1.5	2	2.18	< 0.5	23	90	126	3.78	2.77	2.99
297178	205 294	< 5	< 0.2	5.22	340	2.0	2	4.79	< 0.5	25	76	263	3.18	2.92	3.40
297179	205 294	< 5	< 0.2	6.12	410	2.0	< 2	2.63	< 0.5	25	84	214	3.02	3.23	2.60
297180	205 294	< 5	< 0.2	5.61	400	2.0	< 2	3.39	< 0.5	18	79	53	3.16	3.05	2.91
297181	205 294	< 5	< 0.2	5.28	380	1.5	4	3.28	< 0.5	21	76	43	3.49	2.78	3.02
297182	205 294	< 5	< 0.2	6.35	460	2.0	< 2	1.94	< 0.5	22	92	167	3.79	3.31	2.64
297183	205 294	< 5	< 0.2	5.64	470	1.5	< 2	1.85	< 0.5	18	90	77	4.16	3.26	2.46
297184	205 294	< 5	< 0.2	4.63	310	1.5	2	5.73	< 0.5	18	63	23	3.63	2.50	3.92
297185	205 294	< 5	< 0.2	5.92	390	2.0	< 2	3.84	< 0.5	26	81	35	3.01	3.31	3.10
297186	205 294	< 5	< 0.2	6.43	420	2.0	< 2	3.07	< 0.5	26	86	35	3.73	3.32	3.25
297187	205 294	< 5	< 0.2	6.67	290	2.5	2	1.51	< 0.5	33	91	59	4.38	3.47	2.45
297188	205 294	< 5	< 0.2	5.47	400	2.0	< 2	4.71	< 0.5	6	78	22	2.69	3.12	3.28
297189	205 294	< 5	< 0.2	6.44	440	2.0	< 2	1.41	< 0.5	13	83	10	3.12	3.30	2.32
297190	214 285	6680	2.2	3.37	370	2.0	2	2.01	2.5	20	188	196	3.04	0.73	0.16

CERTIFICATION:

Handwritten signature: Hart P. ...



Chemex Labs Ltd.

Analytical Chemists * Geochemists * Registered Assayers
 212 Brooksbank Ave., North Vancouver
 British Columbia, Canada V7J 2C1
 PHONE: 604-984-0221 FAX: 604-984-0218

To: PAMICON DEVELOPMENTS LIMITED
 FAIRCHILD PROJECT
 611 - 675 W. HASTINGS ST.
 VANCOUVER, BC
 V6B 1N2

Page Number : 1-B
 Total Pages : 1
 Certificate Date: 15-JUL-97
 Invoice No. : I9730915
 P.O. Number : JZ97-2
 Account : BM W

Project : FAIRCHILD
 Comments: ATTN:MIKE STAMMERS CC:RICHARD GORTON

CERTIFICATE OF ANALYSIS A9730915

SAMPLE	PREP CODE	Mn ppm (ICP)	Mo ppm (ICP)	Na % (ICP)	Ni ppm (ICP)	P ppm (ICP)	Pb ppm AAS	Sr ppm (ICP)	Ti % (ICP)	V ppm (ICP)	W ppm (ICP)	Zn ppm (ICP)	La ppm ICP		
297151	205 294	3770	39	0.16	43	770	< 2	25	0.08	59	590	142	70		
297152	205 294	2840	16	0.11	13	230	< 2	29	0.05	29	< 10	12	130		
297153	205 294	2990	12	0.15	22	740	< 2	23	0.07	70	< 10	8	100		
297154	205 294	3970	57	0.13	23	1100	< 2	28	0.05	85	< 10	8	130		
297155	205 294	4170	25	0.13	26	1010	< 2	23	0.05	79	< 10	12	140		
297156	205 294	2760	18	0.16	32	1090	< 2	25	0.08	83	< 10	16	170		
297157	205 294	3300	14	0.16	28	870	< 2	24	0.09	104	< 10	16	150		
297158	205 294	3450	16	0.16	46	940	< 2	31	0.07	196	< 10	14	50		
297159	205 294	2480	11	0.11	18	920	< 2	21	0.05	80	< 10	10	110		
297160	205 294	2430	9	0.17	21	920	< 2	25	0.05	78	< 10	10	60		
297161	205 294	3020	18	0.18	23	1150	< 2	24	0.06	97	< 10	10	100		
297162	205 294	2950	15	0.14	16	810	< 2	23	0.05	72	< 10	10	50		
297163	205 294	2770	9	0.14	13	920	< 2	25	0.06	71	< 10	10	50		
297164	205 294	4970	13	0.13	35	950	< 2	21	0.07	92	< 10	28	70		
297165	205 294	900	5	0.20	22	360	10	17	0.19	92	10	62	70		
297166	205 294	4660	< 1	0.02	4	30	16	61	< 0.01	12	< 10	94	< 10		
297167	205 294	4220	< 1	0.03	8	60	30	66	< 0.01	13	< 10	80	10		
297168	205 294	3730	< 1	0.03	< 1	90	< 2	64	0.01	16	< 10	28	10		
297169	205 294	3620	< 1	0.03	2	40	8	69	< 0.01	12	< 10	40	< 10		
297170	205 294	2280	1	0.10	19	270	< 2	28	0.14	39	< 10	16	30		
297171	205 294	1555	2	0.12	36	300	48	22	0.18	60	< 10	84	30		
297172	205 294	665	< 1	0.11	23	260	< 2	13	0.24	65	< 10	30	30		
297173	205 294	1605	2	0.10	30	260	< 2	22	0.19	54	< 10	20	30		
297174	205 294	1530	1	0.09	29	330	< 2	21	0.18	62	< 10	38	30		
297175	205 294	1210	< 1	0.10	31	290	< 2	21	0.19	60	< 10	40	30		
297176	205 294	760	< 1	0.10	33	280	< 2	19	0.21	63	< 10	42	30		
297177	205 294	1000	4	0.08	40	250	6	24	0.18	57	< 10	128	30		
297178	205 294	1610	3	0.11	51	270	14	38	0.16	55	< 10	126	30		
297179	205 294	990	6	0.11	90	240	16	22	0.20	71	< 10	292	30		
297180	205 294	1040	1	0.11	32	250	20	27	0.20	63	< 10	94	30		
297181	205 294	1085	2	0.11	31	270	10	26	0.15	56	< 10	96	30		
297182	205 294	705	2	0.08	47	290	12	19	0.19	71	< 10	158	30		
297183	205 294	925	5	0.08	34	260	4	20	0.14	59	< 10	54	30		
297184	205 294	1985	3	0.09	25	260	4	36	0.13	52	< 10	58	20		
297185	205 294	995	1	0.11	29	300	14	27	0.18	62	< 10	124	30		
297186	205 294	890	3	0.11	45	260	12	23	0.20	77	< 10	106	30		
297187	205 294	480	5	0.09	58	250	34	17	0.20	84	< 10	128	30		
297188	205 294	1250	1	0.12	17	200	10	29	0.18	60	< 10	188	30		
297189	205 294	425	1	0.09	23	290	< 2	15	0.24	80	< 10	50	30		
297190	214 285	35	22	0.06	122	>10000	350	386	0.13	1240	60	244	10		

CERTIFICATION: Richard Gorton



Chemex Labs Ltd.

Analytical Chemists * Geochemists * Registered Assayers

212 Brooksbank Ave., North Vancouver
British Columbia, Canada V7J 2C1
PHONE: 604-984-0221 FAX: 604-984-0218

To: PAMICON DEVELOPMENTS LIMITED
FAIRCHILD PROJECT
611 - 675 W. HASTINGS ST.
VANCOUVER, BC
V6B 1N2

A9730919

Comments: ATTN:MIKE STAMMERS CC:RICHARD GORTON

HOLE # JZ97-3

CERTIFICATE

A9730919

(BM W) - PAMICON DEVELOPMENTS LIMITED

Project: FAIRCHILD
P.O.#: JZ97-3

Samples submitted to our lab in Vancouver, BC.
This report was printed on 15-JUL-97.

SAMPLE PREPARATION


CHEMEX CODE	NUMBER SAMPLES	DESCRIPTION
205	23	Geochem ring to approx 150 mesh
294	23	4-7 Kg crush and split
3202	23	Rock - save entire reject
214	1	Rcvd as pulp; mesh size checked
285	24	ICP - HF digestion charge

* NOTE 1:

The 32 element ICP package is suitable for trace metals in soil and rock samples. Elements for which the nitric-aqua regia digestion is possibly incomplete are: Al, Ba, Be, Ca, Cr, Ga, K, La, Mg, Na, Sr, Ti, Tl, W.

ANALYTICAL PROCEDURES

CHEMEX CODE	NUMBER SAMPLES	DESCRIPTION	METHOD	DETECTION LIMIT	UPPER LIMIT
983	24	Au ppb: Fuse 30 g sample	FA-AAS	5	10000
578	24	Ag ppm: 24 element, rock & core	AAS	0.2	100.0
573	24	Al %: 24 element, rock & core	ICP-AES	0.01	25.0
565	24	Ba ppm: 24 element, rock & core	ICP-AES	10	10000
575	24	Be ppm: 24 element, rock & core	ICP-AES	0.5	1000
561	24	Bi ppm: 24 element, rock & core	ICP-AES	2	10000
576	24	Ca %: 24 element, rock & core	ICP-AES	0.01	25.0
562	24	Cd ppm: 24 element, rock & core	ICP-AES	0.5	500
563	24	Co ppm: 24 element, rock & core	ICP-AES	1	10000
569	24	Cr ppm: 24 element, rock & core	ICP-AES	1	10000
577	24	Cu ppm: 24 element, rock & core	ICP-AES	1	10000
566	24	Fe %: 24 element, rock & core	ICP-AES	0.01	25.0
584	24	K %: 24 element, rock & core	ICP-AES	0.01	10.00
570	24	Mg %: 24 element, rock & core	ICP-AES	0.01	15.00
568	24	Mn ppm: 24 element, rock & core	ICP-AES	5	10000
554	24	Mo ppm: 24 element, rock & core	ICP-AES	1	10000
583	24	Na %: 24 element, rock & core	ICP-AES	0.01	10.00
564	24	Ni ppm: 24 element, rock & core	ICP-AES	1	10000
559	24	P ppm: 24 element, rock & core	ICP-AES	10	10000
560	24	Pb ppm: 24 element, rock & core	AAS	2	10000
582	24	Sr ppm: 24 element, rock & core	ICP-AES	1	10000
579	24	Ti %: 24 element, rock & core	ICP-AES	0.01	10.00
572	24	V ppm: 24 element, rock & core	ICP-AES	1	10000
556	24	W ppm: 24 element, rock & core	ICP-AES	10	10000
558	24	Zn ppm: 24 element, rock & core	ICP-AES	2	10000
1006	24	La ppm: 20 element, rock ID	ICP-AES	10	10000



Chemex Labs Ltd.

Analytical Chemists * Geochemists * Registered Assayers
 212 Brooksbank Ave., North Vancouver
 British Columbia, Canada V7J 2C1
 PHONE: 604-984-0221 FAX: 604-984-0218

To: PAMICON DEVELOPMENTS LIMITED
 FAIRCHILD PROJECT
 611 - 675 W. HASTINGS ST.
 VANCOUVER, BC
 V6B 1N2

Page Number :1-A
 Total Pages :1
 Certificate Date: 15-JUL-97
 Invoice No. : I9730919
 P.O. Number : JZ97-3
 Account : BM W

Project : FAIRCHILD
 Comments: ATTN:MIKE STAMMERS CC:RICHARD GORTON

CERTIFICATE OF ANALYSIS A9730919

SAMPLE	PREP CODE	Au ppb FA+AA	Ag ppm AAS	Al % (ICP)	Ba ppm (ICP)	Be ppm (ICP)	Bi ppm (ICP)	Ca % (ICP)	Cd ppm (ICP)	Co ppm (ICP)	Cr ppm (ICP)	Cu ppm (ICP)	Fe % (ICP)	K % (ICP)	Mg % (ICP)
297101	205 294	20	< 0.2	6.15	1480	1.0	< 2	4.87	< 0.5	5	60	6	6.55	6.19	1.44
297102	205 294	15	< 0.2	6.47	1410	0.5	< 2	4.27	< 0.5	6	65	8	6.25	7.03	1.42
297103	205 294	10	< 0.2	8.44	1140	2.5	< 2	1.67	< 0.5	13	96	8	8.40	6.22	1.73
297104	205 294	< 5	< 0.2	8.75	450	5.0	< 2	0.97	< 0.5	11	121	8	10.65	4.10	2.40
297105	205 294	10	< 0.2	8.11	430	4.5	< 2	1.13	< 0.5	10	120	5	10.85	3.46	2.56
297106	205 294	< 5	< 0.2	8.10	400	4.5	< 2	1.77	< 0.5	12	118	19	9.49	4.00	2.49
297107	205 294	< 5	< 0.2	6.07	600	1.0	< 2	4.19	< 0.5	5	50	4	6.90	4.64	2.56
297108	205 294	< 5	< 0.2	7.50	970	1.5	< 2	3.17	< 0.5	5	66	6	7.10	4.73	1.87
297109	205 294	25	< 0.2	6.55	830	0.5	< 2	3.24	< 0.5	6	59	11	6.43	6.26	1.64
297110	205 294	< 5	< 0.2	7.39	850	1.5	< 2	3.10	< 0.5	3	52	5	7.18	6.85	1.81
297111	205 294	< 5	< 0.2	5.71	900	0.5	< 2	6.05	< 0.5	4	39	8	5.16	6.47	2.33
297112	205 294	< 5	< 0.2	7.39	720	2.0	< 2	3.18	< 0.5	9	81	135	7.04	5.30	2.66
297113	205 294	< 5	< 0.2	6.74	780	1.5	< 2	3.42	< 0.5	4	59	12	6.06	6.48	1.97
297114	205 294	< 5	< 0.2	6.86	850	1.5	2	3.13	< 0.5	4	56	12	5.91	6.12	1.75
297115	205 294	< 5	< 0.2	7.17	1060	1.5	2	2.88	< 0.5	10	73	12	6.34	6.93	1.70
297116	205 294	< 5	< 0.2	7.37	1070	1.5	< 2	2.54	< 0.5	12	67	12	7.01	6.55	1.74
297117	205 294	< 5	< 0.2	7.61	1350	1.0	< 2	1.87	< 0.5	8	74	96	6.62	7.74	1.46
297118	205 294	< 5	< 0.2	7.52	1420	1.5	< 2	2.69	< 0.5	2	70	320	6.68	8.29	1.50
297119	205 294	< 5	< 0.2	7.16	1140	1.5	< 2	2.73	< 0.5	7	67	120	6.49	6.81	1.74
297120	205 294	< 5	< 0.2	7.26	960	2.0	< 2	3.20	< 0.5	5	75	99	6.00	6.48	2.04
297121	205 294	< 5	< 0.2	7.84	580	3.0	< 2	3.25	< 0.5	7	78	12	5.14	5.76	2.36
297122	205 294	20	< 0.2	8.27	1220	2.0	< 2	1.53	< 0.5	16	86	155	8.06	7.22	1.59
297123	205 294	15	< 0.2	6.82	970	1.5	< 2	2.36	< 0.5	11	79	11	6.68	6.34	1.60
297124	214 285	430	1.6	3.42	3120	0.5	< 2	0.36	2.0	6	88	130	1.46	1.04	0.19

CERTIFICATION: Hart Buchler



Chemex Labs Ltd.

Analytical Chemists * Geochemists * Registered Assayers

212 Brooksbank Ave., North Vancouver
British Columbia, Canada V7J 2C1
PHONE: 604-984-0221 FAX: 604-984-0218

To: PAMICON DEVELOPMENTS LIMITED
FAIRCHILD PROJECT
611 - 675 W. HASTINGS ST.
VANCOUVER, BC
V6B 1N2

A9730920

Comments: ATTN:MIKE STAMMERS CC:RICHARD GORTON

HOLE # JZ97-4

CERTIFICATE

A9730920

(BM W) - PAMICON DEVELOPMENTS LIMITED

Project: FAIRCHILD
P.O. #: JZ97-4

Samples submitted to our lab in Vancouver, BC.
This report was printed on 16-JUL-97.

SAMPLE PREPARATION


CHEMEX CODE	NUMBER SAMPLES	DESCRIPTION
205	30	Geochem ring to approx 150 mesh
294	30	4-7 Kg crush and split
3202	30	Rock - save entire reject
285	30	ICP - HF digestion charge

* NOTE 1:

The 32 element ICP package is suitable for trace metals in soil and rock samples. Elements for which the nitric-aqua regia digestion is possibly incomplete are: Al, Ba, Be, Ca, Cr, Ga, K, La, Mg, Na, Sr, Ti, Tl, W.

ANALYTICAL PROCEDURES

CHEMEX CODE	NUMBER SAMPLES	DESCRIPTION	METHOD	DETECTION LIMIT	UPPER LIMIT
983	30	Au ppb: Fuse 30 g sample	FA-AAS	5	10000
578	30	Ag ppm: 24 element, rock & core	AAS	0.2	100.0
573	30	Al %: 24 element, rock & core	ICP-AES	0.01	25.0
565	30	Ba ppm: 24 element, rock & core	ICP-AES	10	10000
575	30	Be ppm: 24 element, rock & core	ICP-AES	0.5	1000
561	30	Bi ppm: 24 element, rock & core	ICP-AES	2	10000
576	30	Ca %: 24 element, rock & core	ICP-AES	0.01	25.0
562	30	Cd ppm: 24 element, rock & core	ICP-AES	0.5	500
563	30	Co ppm: 24 element, rock & core	ICP-AES	1	10000
569	30	Cr ppm: 24 element, rock & core	ICP-AES	1	10000
577	30	Cu ppm: 24 element, rock & core	ICP-AES	1	10000
566	30	Fe %: 24 element, rock & core	ICP-AES	0.01	25.0
584	30	K %: 24 element, rock & core	ICP-AES	0.01	10.00
570	30	Mg %: 24 element, rock & core	ICP-AES	0.01	15.00
568	30	Mn ppm: 24 element, rock & core	ICP-AES	5	10000
554	30	Mo ppm: 24 element, rock & core	ICP-AES	1	10000
583	30	Na %: 24 element, rock & core	ICP-AES	0.01	10.00
564	30	Ni ppm: 24 element, rock & core	ICP-AES	1	10000
559	30	P ppm: 24 element, rock & core	ICP-AES	10	10000
560	30	Pb ppm: 24 element, rock & core	AAS	2	10000
582	30	Sr ppm: 24 element, rock & core	ICP-AES	1	10000
579	30	Ti %: 24 element, rock & core	ICP-AES	0.01	10.00
572	30	V ppm: 24 element, rock & core	ICP-AES	1	10000
556	30	W ppm: 24 element, rock & core	ICP-AES	10	10000
558	30	Zn ppm: 24 element, rock & core	ICP-AES	2	10000
1006	30	La ppm: 20 element, rock ID	ICP-AES	10	10000



Chemex Labs Ltd.

Analytical Chemists * Geochemists * Registered Assayers
 212 Brooksbank Ave., North Vancouver
 British Columbia, Canada V7J 2C1
 PHONE: 604-984-0221 FAX: 604-984-0218

To: PAMICON DEVELOPMENTS LIMITED
 FAIRCHILD PROJECT
 611 - 675 W. HASTINGS ST.
 VANCOUVER, BC
 V6B 1N2


Page Number : 1-A
 Total Pages : 1
 Certificate Date: 16-JUL-97
 Invoice No. : 19730920
 P.O. Number : JZ97-4
 Account : BM W

Project : FAIRCHILD
 Comments : ATTN:MIKE STAMMERS CC:RICHARD GORTON

CERTIFICATE OF ANALYSIS A9730920

SAMPLE	PREP CODE	Au ppb FA+AA	Ag ppm AAS	Al % (ICP)	Ba ppm (ICP)	Be ppm (ICP)	Bi ppm (ICP)	Ca % (ICP)	Cd ppm (ICP)	Co ppm (ICP)	Cr ppm (ICP)	Cu ppm (ICP)	Fe % (ICP)	K % (ICP)	Mg % (ICP)
297201	205 294	< 5	< 0.2	7.28	940	1.0	< 2	1.22	< 0.5	15	87	9	6.20	4.70	1.19
297202	205 294	10	< 0.2	6.16	580	1.0	< 2	1.81	< 0.5	12	63	4	6.16	4.49	1.48
297203	205 294	5	< 0.2	7.06	830	1.0	< 2	2.39	< 0.5	16	72	79	10.25	5.51	2.07
297204	205 294	10	< 0.2	6.45	900	0.5	< 2	4.24	< 0.5	9	59	923	7.61	5.13	2.35
297205	205 294	< 5	< 0.2	7.45	1070	1.0	2	1.15	< 0.5	1	74	977	5.61	7.60	0.91
297206	205 294	< 5	< 0.2	5.41	530	1.0	< 2	2.50	< 0.5	8	42	445	13.30	4.23	2.58
297207	205 294	< 5	< 0.2	6.75	760	1.0	< 2	0.66	< 0.5	5	47	82	7.36	6.10	1.32
297208	205 294	45	< 0.2	8.81	980	2.0	< 2	0.24	< 0.5	1	49	6	1.92	7.16	0.69
297209	205 294	< 5	< 0.2	8.30	990	1.0	< 2	0.69	< 0.5	20	53	4	1.94	8.41	0.57
297210	205 294	15	< 0.2	7.28	1000	0.5	2	0.39	< 0.5	92	70	11	1.75	7.84	0.31
297211	205 294	10	< 0.2	7.05	940	0.5	< 2	0.35	< 0.5	139	75	11	5.25	6.57	0.89
297212	205 294	< 5	< 0.2	6.36	800	0.5	< 2	1.36	< 0.5	12	42	8	8.28	4.50	1.54
297213	205 294	< 5	< 0.2	6.09	800	0.5	< 2	1.27	< 0.5	10	56	10	12.25	5.74	1.41
297214	205 294	10	< 0.2	5.28	950	0.5	< 2	1.58	< 0.5	5	43	122	9.83	5.41	1.47
297215	205 294	< 5	< 0.2	6.08	920	0.5	< 2	1.53	< 0.5	7	55	3	7.04	5.24	1.04
297216	205 294	< 5	< 0.2	4.98	540	1.0	< 2	1.45	< 0.5	6	46	1	12.85	3.86	2.14
297217	205 294	< 5	< 0.2	5.38	790	< 0.5	< 2	2.05	< 0.5	11	81	1	2.85	5.39	0.98
297218	205 294	< 5	< 0.2	4.82	660	< 0.5	< 2	1.72	< 0.5	10	44	1	3.86	4.65	1.04
297219	205 294	< 5	< 0.2	5.28	730	< 0.5	< 2	2.53	< 0.5	11	42	1	4.23	4.26	1.59
297220	205 294	< 5	< 0.2	5.33	760	< 0.5	< 2	2.76	< 0.5	14	48	2	3.92	4.19	1.27
297221	205 294	< 5	< 0.2	6.68	1020	0.5	< 2	2.84	< 0.5	15	46	1	2.80	7.29	0.88
297222	205 294	< 5	< 0.2	5.32	860	< 0.5	< 2	3.35	< 0.5	8	46	2	2.64	5.38	0.81
297223	205 294	< 5	< 0.2	5.52	880	< 0.5	< 2	3.12	< 0.5	10	49	1	2.85	5.12	1.32
297224	205 294	< 5	< 0.2	6.46	870	0.5	< 2	2.62	< 0.5	12	52	1	3.47	5.81	1.32
297225	205 294	< 5	< 0.2	7.03	860	1.0	< 2	1.54	< 0.5	9	66	2	2.98	6.76	1.00
297226	205 294	< 5	< 0.2	6.57	780	0.5	< 2	1.86	< 0.5	10	62	1	4.43	5.39	1.40
297227	205 294	20	< 0.2	5.80	480	0.5	< 2	2.90	< 0.5	6	52	2	9.45	3.51	2.73
297228	205 294	< 5	< 0.2	6.08	410	0.5	< 2	2.32	< 0.5	6	43	1	8.02	3.65	2.31
297229	205 294	< 5	< 0.2	5.76	430	1.0	< 2	1.90	< 0.5	6	51	4	6.73	3.76	1.89
297230	205 294	< 5	< 0.2	6.40	570	1.5	< 2	1.98	< 0.5	10	55	3	8.32	4.38	1.49

CERTIFICATION: Hart Buehler



Chemex Labs Ltd.

Analytical Chemists * Geochemists * Registered Assayers
 212 Brooksbank Ave., North Vancouver
 British Columbia, Canada V7J 2C1
 PHONE: 604-984-0221 FAX: 604-984-0218

To: PAMICON DEVELOPMENTS LIMITED
 FAIRCHILD PROJECT
 611 - 675 W. HASTINGS ST.
 VANCOUVER, BC
 V6B 1N2

Page Number : 1-B
 Total Pages : 1
 Certificate Date: 16-JUL-97
 Invoice No. : 19730920
 P.O. Number : JZ97-4
 Account : BM W

Project : FAIRCHILD
 Comments: ATTN:MIKE STAMMERS CC:RICHARD GORTON

CERTIFICATE OF ANALYSIS A9730920

SAMPLE	PREP CODE	Mn ppm (ICP)	Mo ppm (ICP)	Na % (ICP)	Ni ppm (ICP)	P ppm (ICP)	Pb ppm AAS	Sr ppm (ICP)	Ti % (ICP)	V ppm (ICP)	W ppm (ICP)	Zn ppm (ICP)	La ppm ICP		
297201	205 294	1115	4	0.15	32	900	< 2	16	0.09	73	< 10	16	40		
297202	205 294	1775	4	0.11	24	730	< 2	13	0.07	57	< 10	12	60		
297203	205 294	1965	5	0.14	41	830	< 2	15	0.08	84	< 10	16	30		
297204	205 294	2830	4	0.16	32	1020	< 2	26	0.10	171	< 10	10	30		
297205	205 294	1285	4	0.14	21	790	< 2	15	0.08	78	< 10	8	40		
297206	205 294	9370	7	0.11	32	770	< 2	15	0.05	69	< 10	12	30		
297207	205 294	5100	6	0.10	24	960	< 2	9	0.06	82	< 10	8	10		
297208	205 294	170	3	0.16	9	870	< 2	8	0.10	114	< 10	6	10		
297209	205 294	490	3	0.14	5	1130	< 2	10	0.08	96	< 10	6	30		
297210	205 294	185	17	0.16	8	1190	< 2	8	0.05	86	< 10	6	20		
297211	205 294	270	12	0.15	42	1030	< 2	9	0.07	106	< 10	10	30		
297212	205 294	4960	6	0.13	31	740	< 2	14	0.07	75	< 10	8	60		
297213	205 294	8960	10	0.11	22	750	< 2	15	0.07	80	< 10	10	40		
297214	205 294	7760	5	0.09	17	660	< 2	16	0.05	61	< 10	8	30		
297215	205 294	6260	5	0.10	10	710	< 2	17	0.07	45	< 10	6	40		
297216	205 294	>10000	5	0.09	12	570	< 2	10	0.06	44	< 10	12	30		
297217	205 294	1475	1	0.11	9	630	< 2	14	0.08	42	< 10	2	50		
297218	205 294	1290	3	0.08	10	590	< 2	12	0.06	43	< 10	6	60		
297219	205 294	1700	2	0.11	12	630	< 2	15	0.05	40	< 10	10	30		
297220	205 294	2080	3	0.10	8	670	< 2	14	0.06	39	< 10	6	50		
297221	205 294	1695	3	0.12	5	810	< 2	15	0.09	50	< 10	4	40		
297222	205 294	1890	2	0.11	2	700	< 2	14	0.08	41	< 10	2	40		
297223	205 294	1995	2	0.12	1	750	< 2	18	0.07	42	< 10	2	30		
297224	205 294	1450	3	0.13	4	810	< 2	17	0.12	52	< 10	4	40		
297225	205 294	760	3	0.15	4	720	< 2	14	0.10	63	< 10	4	30		
297226	205 294	1240	2	0.15	8	710	< 2	14	0.11	57	< 10	8	40		
297227	205 294	2260	7	0.13	29	830	< 2	14	0.07	70	< 10	16	50		
297228	205 294	1950	3	0.12	21	720	< 2	13	0.07	52	< 10	14	50		
297229	205 294	1715	4	0.12	25	810	< 2	14	0.07	46	< 10	14	40		
297230	205 294	2170	7	0.11	20	920	< 2	13	0.08	72	< 10	14	50		

CERTIFICATION: *[Signature]*



Chemex Labs Ltd.

Analytical Chemists * Geochemists * Registered Assayers
212 Brooksbank Ave., North Vancouver
British Columbia, Canada V7J 2C1
PHONE: 604-984-0221 FAX: 604-984-0218

To: PAMICON DEVELOPMENTS LIMITED
FAIRCHILD PROJECT
611 - 675 W. HASTINGS ST.
VANCOUVER, BC
V6B 1N2

A9733385

Comments: ATTN:MIKE STAMMERS CC:RICHARD GORTON

HOLE #JZ97-4.

CERTIFICATE

A9733385

(BM W) - PAMICON DEVELOPMENTS LIMITED

Project: FAIRCHILD
P.O.#: JZ97-4

Samples submitted to our lab in Vancouver, BC.
This report was printed on 30-JUL-97.

SAMPLE PREPARATION

CHEMEX CODE	NUMBER SAMPLES	DESCRIPTION
205	49	Geochem ring to approx 150 mesh
294	49	4-7 Kg crush and split
3202	49	Rock - save entire reject
214	2	Rcvd as pulp; mesh size checked
285	51	ICP - HF digestion charge

* NOTE 1:

The 32 element ICP package is suitable for trace metals in soil and rock samples. Elements for which the nitric-aqua regia digestion is possibly incomplete are: Al, Ba, Be, Ca, Cr, Ga, K, La, Mg, Na, Sr, Tl, W.

ANALYTICAL PROCEDURES

CHEMEX CODE	NUMBER SAMPLES	DESCRIPTION	METHOD	DETECTION LIMIT	UPPER LIMIT
983	51	Au ppb: Fuse 30 g sample	FA-AAS	5	10000
578	51	Ag ppm: 24 element, rock & core	AAS	0.2	100.0
573	51	Al %: 24 element, rock & core	ICP-AES	0.01	25.0
565	51	Ba ppm: 24 element, rock & core	ICP-AES	10	10000
575	51	Be ppm: 24 element, rock & core	ICP-AES	0.5	1000
561	51	Bi ppm: 24 element, rock & core	ICP-AES	2	10000
576	51	Ca %: 24 element, rock & core	ICP-AES	0.01	25.0
562	51	Cd ppm: 24 element, rock & core	ICP-AES	0.5	500
563	51	Co ppm: 24 element, rock & core	ICP-AES	1	10000
569	51	Cr ppm: 24 element, rock & core	ICP-AES	1	10000
577	51	Cu ppm: 24 element, rock & core	ICP-AES	1	10000
566	51	Fe %: 24 element, rock & core	ICP-AES	0.01	25.0
584	51	K %: 24 element, rock & core	ICP-AES	0.01	10.00
570	51	Mg %: 24 element, rock & core	ICP-AES	0.01	15.00
568	51	Mn ppm: 24 element, rock & core	ICP-AES	5	10000
554	51	Mo ppm: 24 element, rock & core	ICP-AES	1	10000
583	51	Na %: 24 element, rock & core	ICP-AES	0.01	10.00
564	51	Ni ppm: 24 element, rock & core	ICP-AES	1	10000
559	51	P ppm: 24 element, rock & core	ICP-AES	10	10000
560	51	Pb ppm: 24 element, rock & core	AAS	2	10000
582	51	Sr ppm: 24 element, rock & core	ICP-AES	1	10000
579	51	Ti %: 24 element, rock & core	ICP-AES	0.01	10.00
572	51	V ppm: 24 element, rock & core	ICP-AES	1	10000
556	51	W ppm: 24 element, rock & core	ICP-AES	10	10000
558	51	Zn ppm: 24 element, rock & core	ICP-AES	2	10000
1006	51	La ppm: 20 element, rock ID	ICP-AES	10	10000



Chemex Labs Ltd.

Analytical Chemists * Geochemists * Registered Assayers
 212 Brooksbank Ave., North Vancouver
 British Columbia, Canada V7J 2C1
 PHONE: 604-984-0221 FAX: 604-984-0218

To: PAMICON DEVELOPMENTS LIMITED
 FAIRCHILD PROJECT
 611 - 675 W. HASTINGS ST.
 VANCOUVER, BC
 V6B 1N2

Page Number :1-A
 Total Pages :2
 Certificate Date: 30-JUL-97
 Invoice No. :I9733385
 P.O. Number :JZ97-4
 Account :BM W

Project: FAIRCHILD
 Comments: ATTN:MIKE STAMMERS CC:RICHARD GORTON

CERTIFICATE OF ANALYSIS A9733385

SAMPLE	PREP CODE	Au ppb FA+AA	Ag ppm AAS	Al % (ICP)	Ba ppm (ICP)	Be ppm (ICP)	Bi ppm (ICP)	Ca % (ICP)	Cd ppm (ICP)	Co ppm (ICP)	Cr ppm (ICP)	Cu ppm (ICP)	Fe % (ICP)	K % (ICP)	Mg % (ICP)
N297231	205 294	< 5	< 0.2	6.62	590	1.5	< 2	2.19	< 0.5	11	60	5	8.18	4.98	1.29
N297232	205 294	< 5	< 0.2	6.11	650	0.5	< 2	2.43	< 0.5	8	55	11	9.26	4.27	1.66
N297233	205 294	< 5	< 0.2	5.84	750	0.5	< 2	2.35	< 0.5	9	54	12	9.10	5.07	1.66
N297234	205 294	< 5	< 0.2	6.15	730	0.5	< 2	3.14	< 0.5	9	49	10	6.30	4.56	1.65
N297235	214 285	240	< 0.2	6.69	1400	2.0	2	4.37	1.0	8	55	35	2.16	2.55	1.45
N297236	205 294	< 5	< 0.2	6.09	670	1.0	< 2	3.34	< 0.5	6	45	13	6.18	6.04	1.69
N297237	205 294	< 5	< 0.2	5.91	700	0.5	< 2	2.81	< 0.5	13	40	25	9.95	4.64	1.97
N297238	205 294	< 5	< 0.2	6.10	560	1.0	< 2	2.40	< 0.5	8	47	106	10.50	3.96	2.09
N297239	205 294	< 5	< 0.2	5.81	710	0.5	< 2	2.38	< 0.5	8	45	66	7.32	4.77	1.74
N297240	205 294	< 5	< 0.2	5.51	680	0.5	2	2.54	< 0.5	11	44	214	11.45	4.21	1.97
N297241	205 294	< 5	< 0.2	5.86	720	1.0	< 2	2.43	< 0.5	6	49	66	8.63	4.59	1.71
N297242	205 294	< 5	< 0.2	5.75	730	0.5	< 2	2.60	< 0.5	9	45	12	9.46	4.31	1.92
N297243	205 294	< 5	< 0.2	6.96	740	1.5	< 2	2.84	< 0.5	15	54	7	7.62	4.89	2.07
N297244	205 294	< 5	< 0.2	6.91	1250	1.5	< 2	3.17	< 0.5	10	58	50	7.89	5.22	1.76
N297245	205 294	< 5	< 0.2	6.59	790	1.5	< 2	2.63	< 0.5	8	60	47	10.25	5.42	1.51
N297246	205 294	5	< 0.2	6.07	740	1.5	< 2	2.81	< 0.5	8	65	13	10.70	5.08	1.67
N297247	205 294	< 5	< 0.2	6.36	730	1.5	< 2	2.99	< 0.5	10	65	10	11.40	4.92	1.77
N297248	205 294	10	< 0.2	7.39	820	1.5	< 2	2.81	< 0.5	6	72	8	9.38	5.18	1.63
N297249	205 294	10	< 0.2	7.03	1180	0.5	< 2	2.62	< 0.5	12	81	7	7.94	6.05	1.41
N297250	205 294	< 5	< 0.2	6.60	1900	< 0.5	< 2	6.73	< 0.5	9	34	23	4.92	7.03	2.76
N297251	205 294	< 5	< 0.2	7.23	1300	1.0	< 2	5.38	< 0.5	8	51	3	6.33	5.70	2.73
N297252	205 294	< 5	< 0.2	9.34	1470	2.0	< 2	3.40	< 0.5	9	45	5	5.41	7.43	2.11
N297253	205 294	< 5	< 0.2	7.36	1310	1.5	< 2	4.14	< 0.5	8	39	8	5.23	5.94	2.17
N297254	205 294	< 5	< 0.2	7.90	1510	1.0	2	2.76	< 0.5	6	51	2	5.11	6.87	1.47
N297255	205 294	< 5	< 0.2	7.11	1370	0.5	2	3.80	< 0.5	9	42	5	5.55	6.40	1.86
N297256	205 294	80	< 0.2	6.45	410	1.5	< 2	3.19	< 0.5	11	68	622	9.79	3.56	2.12
N297257	205 294	< 5	< 0.2	6.23	130	2.0	< 2	1.46	< 0.5	14	79	533	12.60	2.29	2.21
N297258	205 294	< 5	< 0.2	6.71	170	2.0	2	1.67	< 0.5	16	79	132	10.65	2.47	2.35
N297259	205 294	< 5	< 0.2	6.86	270	2.0	< 2	0.82	< 0.5	53	72	498	10.65	2.93	1.86
N297260	205 294	10	< 0.2	6.86	1850	0.5	< 2	3.18	< 0.5	5	27	1400	7.47	7.51	1.19
N297261	205 294	5	< 0.2	6.95	1250	0.5	< 2	4.46	< 0.5	8	42	635	6.08	6.31	1.75
N297262	205 294	< 5	< 0.2	7.07	850	1.5	< 2	2.51	< 0.5	14	65	173	5.81	5.13	1.69
N297263	205 294	< 5	< 0.2	8.21	780	2.0	< 2	1.41	< 0.5	17	86	10	6.35	5.09	1.57
N297264	205 294	< 5	< 0.2	7.64	780	2.0	< 2	2.41	< 0.5	12	83	5	7.13	5.04	1.55
N297265	205 294	< 5	< 0.2	7.23	710	1.5	< 2	2.54	< 0.5	13	70	22	6.32	5.24	1.53
N297266	205 294	< 5	< 0.2	6.97	790	1.5	< 2	2.83	< 0.5	14	78	17	6.11	6.52	1.66
N297267	205 294	< 5	< 0.2	6.86	640	1.5	< 2	2.03	< 0.5	12	72	12	9.87	5.65	1.57
N297268	205 294	55	< 0.2	6.93	840	0.5	< 2	1.68	< 0.5	9	66	1670	10.05	5.21	1.35
N297269	205 294	5	< 0.2	7.01	1120	0.5	2	2.38	< 0.5	6	49	29	4.54	5.72	1.64
N297270	205 294	< 5	< 0.2	6.72	750	1.5	4	2.63	< 0.5	17	74	8	6.78	4.99	1.76

CERTIFICATION: Hart/Buehler



Chemex Labs Ltd.

Analytical Chemists * Geochemists * Registered Assayers
 212 Brooksbank Ave., North Vancouver
 British Columbia, Canada V7J 2C1
 PHONE: 604-984-0221 FAX: 604-984-0218

To: PAMICON DEVELOPMENTS LIMITED
 FAIRCHILD PROJECT
 611 - 675 W. HASTINGS ST.
 VANCOUVER, BC
 V6B 1N2

Page Number : 1-B
 Total Pages : 2
 Certificate Date: 30-JUL-97
 Invoice No. : 19733385
 P.O. Number : JZ97-4
 Account : BM W

Project : FAIRCHILD
 Comments: ATTN:MIKE STAMMERS CC:RICHARD GORTON

CERTIFICATE OF ANALYSIS A9733385

SAMPLE	PREP CODE	Mn ppm (ICP)	Mo ppm (ICP)	Na % (ICP)	Ni ppm (ICP)	P ppm (ICP)	Pb ppm AAS	Sr ppm (ICP)	Ti % (ICP)	V ppm (ICP)	W ppm (ICP)	Zn ppm (ICP)	La ppm ICP		
N297231	205 294	2610	2	0.19	22	850	< 2	19	0.05	75	< 10	24	80		
N297232	205 294	3260	2	0.14	21	810	< 2	21	0.04	67	< 10	12	40		
N297233	205 294	7770	3	0.13	18	670	< 2	24	0.05	59	< 10	16	50		
N297234	205 294	4490	< 1	0.16	21	680	< 2	25	0.06	60	< 10	8	30		
N297235	214 285	425	5	1.02	51	820	14	248	0.28	206	30	166	40		
N297236	205 294	5390	< 1	0.14	16	610	< 2	22	0.07	58	< 10	8	30		
N297237	205 294	7820	4	0.14	30	600	< 2	23	0.05	78	< 10	10	30		
N297238	205 294	8380	5	0.16	32	730	< 2	20	0.05	68	< 10	12	40		
N297239	205 294	6780	4	0.16	24	640	< 2	22	0.07	61	< 10	8	30		
N297240	205 294	9380	3	0.17	31	630	< 2	23	0.05	82	< 10	10	30		
N297241	205 294	6700	5	0.16	17	640	< 2	24	0.06	75	< 10	8	50		
N297242	205 294	6960	10	0.14	24	710	< 2	25	0.04	66	< 10	8	40		
N297243	205 294	3120	< 1	0.19	45	720	< 2	24	0.07	80	< 10	10	10		
N297244	205 294	2970	5	0.17	32	670	< 2	36	0.06	150	< 10	10	120		
N297245	205 294	3620	9	0.16	29	860	< 2	22	0.05	95	< 10	8	40		
N297246	205 294	4200	11	0.16	29	870	< 2	23	0.05	87	< 10	8	60		
N297247	205 294	3050	6	0.15	39	750	< 2	25	0.05	109	< 10	10	40		
N297248	205 294	2040	3	0.22	32	920	< 2	23	0.05	102	< 10	12	60		
N297249	205 294	1800	5	0.22	31	1110	< 2	24	0.07	91	< 10	10	130		
N297250	205 294	4870	< 1	0.22	13	510	< 2	40	0.07	54	< 10	8	10		
N297251	205 294	3690	< 1	0.24	20	550	< 2	30	0.16	63	< 10	14	30		
N297252	205 294	2340	< 1	0.25	26	650	< 2	25	0.13	62	< 10	10	90		
N297253	205 294	3020	< 1	0.19	19	540	< 2	25	0.12	51	< 10	8	50		
N297254	205 294	1865	< 1	0.22	14	630	< 2	20	0.15	64	< 10	6	40		
N297255	205 294	2570	< 1	0.20	18	610	< 2	24	0.10	71	< 10	8	30		
N297256	205 294	3150	6	0.15	44	920	< 2	21	0.06	273	< 10	14	60		
N297257	205 294	1295	7	0.14	57	1290	< 2	10	0.14	352	< 10	16	20		
N297258	205 294	1600	12	0.17	56	1400	< 2	12	0.15	316	< 10	18	30		
N297259	205 294	1020	9	0.14	47	1230	< 2	9	0.09	231	< 10	16	40		
N297260	205 294	2780	< 1	0.21	15	1930	< 2	31	0.07	233	< 10	8	40		
N297261	205 294	4120	9	0.21	15	1680	< 2	33	0.09	146	10	8	60		
N297262	205 294	1975	9	0.21	31	880	< 2	22	0.06	74	< 10	12	40		
N297263	205 294	860	3	0.21	48	890	< 2	19	0.08	91	< 10	10	50		
N297264	205 294	1495	< 1	0.16	28	760	< 2	21	0.10	84	< 10	6	50		
N297265	205 294	1615	3	0.17	25	690	< 2	18	0.09	98	< 10	8	40		
N297266	205 294	1845	4	0.18	22	910	< 2	22	0.07	85	< 10	8	40		
N297267	205 294	1450	5	0.15	43	800	< 2	17	0.07	125	< 10	10	40		
N297268	205 294	1305	8	0.19	37	720	< 2	18	0.06	164	< 10	8	30		
N297269	205 294	1760	1	0.17	23	720	< 2	28	0.05	70	< 10	8	50		
N297270	205 294	2340	10	0.16	28	910	< 2	21	0.06	89	< 10	10	70		

CERTIFICATION: *[Signature]*



Chemex Labs Ltd.

Analytical Chemists * Geochemists * Registered Assayers

212 Brooksbank Ave., North Vancouver
 British Columbia, Canada V7J 2C1
 PHONE: 604-984-0221 FAX: 604-984-0218

To: PAMICON DEVELOPMENTS LIMITED
 FAIRCHILD PROJECT
 611 - 675 W. HASTINGS ST.
 VANCOUVER, BC
 V6B 1N2

Page Number :2-A
 Total Pages :2
 Certificate Date: 30-JUL-97
 Invoice No. : I9733385
 P.O. Number : JZ97-4
 Account : BM W

Project : FAIRCHILD
 Comments: ATTN:MIKE STAMMERS CC:RICHARD GORTON

CERTIFICATE OF ANALYSIS A9733385

SAMPLE	PREP CODE		Au ppb FA+AA	Ag ppm AAS	Al % (ICP)	Ba ppm (ICP)	Be ppm (ICP)	Bi ppm (ICP)	Ca % (ICP)	Cd ppm (ICP)	Co ppm (ICP)	Cr ppm (ICP)	Cu ppm (ICP)	Fe % (ICP)	K % (ICP)	Mg % (ICP)
N297271	205	294	< 5	< 0.2	7.35	770	2.0	< 2	2.62	< 0.5	10	82	14	7.11	6.10	1.92
N297272	205	294	< 5	< 0.2	6.00	490	1.0	< 2	3.06	< 0.5	8	69	52	11.60	3.52	2.31
N297310	205	294	65	< 0.2	4.95	340	1.5	< 2	1.06	< 0.5	218	85	642	1.92	3.18	0.97
N297311	205	294	< 5	< 0.2	4.79	270	1.5	< 2	1.95	< 0.5	6	85	20	2.23	2.86	1.44
N297312	205	294	< 5	< 0.2	5.55	390	1.5	< 2	0.21	< 0.5	6	93	34	1.38	3.37	0.57
N297313	205	294	< 5	< 0.2	5.87	420	2.0	< 2	0.53	< 0.5	8	85	145	1.06	3.65	0.70
N297314	205	294	< 5	< 0.2	5.96	420	2.0	< 2	0.36	< 0.5	6	85	35	1.04	3.61	0.70
N297315	205	294	< 5	< 0.2	4.69	310	1.5	< 2	0.74	< 0.5	4	97	21	1.71	2.71	0.94
N297316	205	294	< 5	< 0.2	6.14	410	2.0	< 2	0.75	< 0.5	7	85	76	1.38	3.57	0.95
N297317	205	294	< 5	< 0.2	5.41	360	1.5	< 2	0.76	< 0.5	8	75	67	1.83	3.28	1.21
N297318	214	285	435	1.8	3.28	2670	0.5	< 2	0.32	2.0	5	81	122	1.29	1.02	0.18

CERTIFICATION: _____



Chemex Labs Ltd.

Analytical Chemists * Geochemists * Registered Assayers
 212 Brooksbank Ave., North Vancouver
 British Columbia, Canada V7J 2C1
 PHONE: 604-984-0221 FAX: 604-984-0218

To: PAMICON DEVELOPMENTS LIMITED
 FAIRCHILD PROJECT
 611 - 675 W. HASTINGS ST.
 VANCOUVER, BC
 V6B 1N2

Page Number :2-B
 Total Pages :2
 Certificate Date: 30-JUL-97
 Invoice No. :19733385
 P.O. Number :JZ97-4
 Account :BM W

Project: FAIRCHILD
 Comments: ATTN:MIKE STAMMERS CC:RICHARD GORTON

CERTIFICATE OF ANALYSIS A9733385

SAMPLE	PREP CODE	Mn ppm (ICP)	Mo ppm (ICP)	Na % (ICP)	Ni ppm (ICP)	P ppm (ICP)	Pb ppm AAS	Sr ppm (ICP)	Ti % (ICP)	V ppm (ICP)	W ppm (ICP)	Zn ppm (ICP)	La ppm ICP		
N297271	205 294	1915	7	0.16	29	980	< 2	22	0.06	97	< 10	10	60		
N297272	205 294	3170	6	0.18	66	870	< 2	23	0.05	82	< 10	14	40		
N297310	205 294	1250	3	0.08	26	130	10	16	0.07	38	< 10	38	30		
N297311	205 294	1395	< 1	0.13	9	150	< 2	18	0.07	38	< 10	8	30		
N297312	205 294	655	5	0.12	11	140	4	16	0.09	37	< 10	12	30		
N297313	205 294	545	1	0.12	13	160	8	16	0.10	37	< 10	18	30		
N297314	205 294	270	< 1	0.12	12	150	4	16	0.12	40	< 10	6	40		
N297315	205 294	600	< 1	0.10	14	150	< 2	16	0.08	27	< 10	6	30		
N297316	205 294	515	1	0.12	10	150	4	16	0.12	36	< 10	4	40		
N297317	205 294	970	< 1	0.11	12	160	< 2	15	0.10	36	< 10	4	30		
N297318	214 285	25	116	0.06	49	1820	224	163	0.17	535	20	50	40		

CERTIFICATION: _____



Chemex Labs Ltd.

Analytical Chemists * Geochemists * Registered Assayers

212 Brooksbank Ave., North Vancouver
British Columbia, Canada V7J 2C1
PHONE: 604-984-0221 FAX: 604-984-0218

To: PAMICON DEVELOPMENTS LIMITED
FAIRCHILD PROJECT
611 - 675 W. HASTINGS ST.
VANCOUVER, BC
V6B 1N2

A9730175

Comments: ATTN:MIKE STAMMERS CC:RICHARD GORTON

HOLE # JZ97-4F

CERTIFICATE

A9730175

(BM W) - PAMICON DEVELOPMENTS LIMITED

Project: FAIRCHILD
P.O. #: JZ97-4

Samples submitted to our lab in Vancouver, BC.
This report was printed on 15-JUL-97.

SAMPLE PREPARATION


CHEMEX CODE	NUMBER SAMPLES	DESCRIPTION
205	36	Geochem ring to approx 150 mesh
294	36	4-7 Kg crush and split
3202	36	Rock - save entire reject
214	1	Rcvd as pulp; mesh size checked
285	37	ICP - HF digestion charge

* NOTE 1:

The 32 element ICP package is suitable for trace metals in soil and rock samples. Elements for which the nitric-aqua regia digestion is possibly incomplete are: Al, Ba, Be, Ca, Cr, Ga, K, La, Mg, Na, Sr, Ti, Tl, W.

ANALYTICAL PROCEDURES

CHEMEX CODE	NUMBER SAMPLES	DESCRIPTION	METHOD	DETECTION LIMIT	UPPER LIMIT
983	37	Au ppb: Fuse 30 g sample	FA-AAS	5	10000
578	37	Ag ppm: 24 element, rock & core	AAS	0.2	100.0
573	37	Al %: 24 element, rock & core	ICP-AES	0.01	25.0
565	37	Ba ppm: 24 element, rock & core	ICP-AES	10	10000
575	37	Be ppm: 24 element, rock & core	ICP-AES	0.5	1000
561	37	Bi ppm: 24 element, rock & core	ICP-AES	2	10000
576	37	Ca %: 24 element, rock & core	ICP-AES	0.01	25.0
562	37	Cd ppm: 24 element, rock & core	ICP-AES	0.5	500
563	37	Co ppm: 24 element, rock & core	ICP-AES	1	10000
569	37	Cr ppm: 24 element, rock & core	ICP-AES	1	10000
577	37	Cu ppm: 24 element, rock & core	ICP-AES	1	10000
566	37	Fe %: 24 element, rock & core	ICP-AES	0.01	25.0
584	37	K %: 24 element, rock & core	ICP-AES	0.01	10.00
570	37	Mg %: 24 element, rock & core	ICP-AES	0.01	15.00
568	37	Mn ppm: 24 element, rock & core	ICP-AES	5	10000
554	37	Mo ppm: 24 element, rock & core	ICP-AES	1	10000
583	37	Na %: 24 element, rock & core	ICP-AES	0.01	10.00
564	37	Ni ppm: 24 element, rock & core	ICP-AES	1	10000
559	37	P ppm: 24 element, rock & core	ICP-AES	10	10000
560	37	Pb ppm: 24 element, rock & core	AAS	2	10000
582	37	Sr ppm: 24 element, rock & core	ICP-AES	1	10000
579	37	Ti %: 24 element, rock & core	ICP-AES	0.01	10.00
572	37	V ppm: 24 element, rock & core	ICP-AES	1	10000
556	37	W ppm: 24 element, rock & core	ICP-AES	10	10000
558	37	Zn ppm: 24 element, rock & core	ICP-AES	2	10000
1006	37	La ppm: 20 element, rock ID	ICP-AES	10	10000



Chemex Labs Ltd.

Analytical Chemists * Geochemists * Registered Assayers

212 Brooksbank Ave., North Vancouver
British Columbia, Canada V7J 2C1
PHONE: 604-984-0221 FAX: 604-984-0218

To: PAMICON DEVELOPMENTS LIMITED
FAIRCHILD PROJECT
611 - 675 W. HASTINGS ST.
VANCOUVER, BC
V6B 1N2

Page Number :1-A
Total Pages :1
Certificate Date: 15-JUL-97
Invoice No. :I9730175
P.O. Number :JZ97-4
Account :BM W

Project : FAIRCHILD
Comments: ATTN:MIKE STAMMERS CC:RICHARD GORTON

CERTIFICATE OF ANALYSIS A9730175

SAMPLE	PREP CODE	Au ppb FA+AA	Ag ppm AAS	Al % (ICP)	Ba ppm (ICP)	Be ppm (ICP)	Bi ppm (ICP)	Ca % (ICP)	Cd ppm (ICP)	Co ppm (ICP)	Cr ppm (ICP)	Cu ppm (ICP)	Fe % (ICP)	K % (ICP)	Mg % (ICP)
N297273	205 294	70	< 0.2	6.50	840	1.5	< 2	2.19	< 0.5	13	78	18	10.55	4.75	1.44
N297274	205 294	25	< 0.2	6.36	770	1.5	< 2	3.19	< 0.5	7	81	54	7.63	4.14	1.42
N297275	205 294	20	< 0.2	6.60	580	1.5	< 2	2.99	< 0.5	17	286	1745	10.50	4.33	2.09
N297276	205 294	35	< 0.2	6.34	500	1.5	< 2	2.44	< 0.5	61	378	2340	11.95	3.88	2.25
N297277	205 294	50	< 0.2	6.31	250	1.5	< 2	2.29	< 0.5	106	126	2740	11.45	3.41	1.46
N297278	214 285	475	1.6	3.16	1930	< 0.5	< 2	0.35	1.5	5	77	127	1.35	0.95	0.17
N297279	205 294	45	< 0.2	5.94	60	1.5	< 2	3.84	< 0.5	204	76	2180	9.82	2.54	2.21
N297280	205 294	25	< 0.2	7.28	220	2.5	< 2	2.05	< 0.5	14	58	217	11.90	2.12	2.66
N297281	205 294	10	< 0.2	6.86	260	2.5	< 2	1.87	< 0.5	15	61	158	11.65	3.16	2.53
N297282	205 294	15	< 0.2	6.71	460	2.0	< 2	1.71	< 0.5	27	73	323	10.35	3.92	2.00
N297283	205 294	85	< 0.2	6.85	570	1.5	< 2	1.14	< 0.5	39	69	511	13.30	4.27	1.72
N297284	205 294	30	< 0.2	6.63	470	1.5	< 2	1.30	< 0.5	20	63	499	11.25	3.98	1.71
N297285	205 294	40	< 0.2	6.72	910	2.0	< 2	2.77	< 0.5	4	60	74	6.63	4.92	1.55
N297286	205 294	115	< 0.2	6.28	800	1.5	< 2	3.08	< 0.5	1	53	317	7.50	5.60	1.57
N297287	205 294	5	< 0.2	8.20	440	2.0	< 2	2.12	< 0.5	10	58	7	9.64	4.42	2.77
N297288	205 294	65	< 0.2	7.30	170	2.5	2	3.79	< 0.5	214	58	26	8.02	4.44	2.60
N297289	205 294	15	< 0.2	7.29	970	1.5	2	1.37	< 0.5	7	60	43	12.65	5.08	1.87
N297290	205 294	10	< 0.2	7.40	800	2.0	< 2	1.79	< 0.5	7	58	23	10.35	3.34	1.83
N297291	205 294	10	< 0.2	6.81	1590	1.5	< 2	1.70	< 0.5	14	61	7	10.25	3.33	1.24
N297292	205 294	15	< 0.2	6.22	780	1.5	< 2	2.46	< 0.5	16	57	5	8.52	5.23	1.49
N297293	205 294	140	< 0.2	6.94	840	2.0	< 2	3.01	< 0.5	17	58	8	7.33	4.78	1.78
N297294	205 294	< 5	< 0.2	6.61	870	1.5	< 2	3.46	< 0.5	13	47	3	6.19	5.36	1.75
N297295	205 294	< 5	< 0.2	6.33	800	1.5	< 2	3.54	< 0.5	10	52	4	7.89	4.58	1.74
N297296	205 294	< 5	< 0.2	6.70	740	2.0	< 2	2.76	< 0.5	4	57	5	7.82	4.22	1.63
N297297	205 294	< 5	< 0.2	7.26	870	1.5	< 2	2.41	< 0.5	5	55	49	7.30	3.54	1.70
N297298	205 294	< 5	< 0.2	6.42	700	1.5	< 2	2.69	< 0.5	8	47	6	6.87	2.93	2.01
N297299	205 294	< 5	< 0.2	7.37	920	1.5	< 2	2.30	< 0.5	12	56	46	6.42	3.55	1.57
N297300	205 294	< 5	< 0.2	7.53	770	2.0	< 2	2.60	< 0.5	7	55	10	5.16	3.54	1.82
N297301	205 294	< 5	< 0.2	7.32	770	2.0	< 2	2.24	< 0.5	11	61	24	7.63	3.60	1.98
N297302	205 294	< 5	< 0.2	8.42	930	2.5	2	2.22	< 0.5	9	78	111	5.06	4.44	1.88
N297303	205 294	< 5	< 0.2	7.98	510	2.0	2	1.80	< 0.5	16	77	1035	4.63	4.30	1.65
N297304	205 294	< 5	< 0.2	6.99	890	1.5	< 2	2.55	< 0.5	6	63	149	3.81	5.94	1.69
N297305	205 294	< 5	< 0.2	6.67	1110	1.5	< 2	3.21	< 0.5	13	78	2030	4.73	5.76	2.11
N297306	205 294	< 5	< 0.2	6.99	870	1.5	< 2	3.90	< 0.5	17	56	109	5.57	3.81	2.43
N297307	205 294	15	< 0.2	6.39	640	1.5	2	4.59	< 0.5	5	75	3330	5.38	4.53	3.09
N297308	205 294	10	< 0.2	6.50	620	1.5	2	3.94	< 0.5	6	76	4740	5.63	3.59	2.83
N297309	205 294	15	2.2	6.67	700	2.0	8	4.42	< 0.5	3	78	6740	4.99	2.68	2.96

CERTIFICATION: Hart Buchler



Chemex Labs Ltd.

Analytical Chemists * Geochemists * Registered Assayers
 212 Brooksbank Ave., North Vancouver
 British Columbia, Canada V7J 2C1
 PHONE: 604-984-0221 FAX: 604-984-0218

To: PAMICON DEVELOPMENTS LIMITED
 FAIRCHILD PROJECT
 611 - 675 W. HASTINGS ST.
 VANCOUVER, BC
 V6B 1N2

Page Number : 1-B
 Total Pages : 1
 Certificate Date: 15-JUL-97
 Invoice No. : 19730175
 P.O. Number : JZ97-4
 Account : BM W

Project : FAIRCHILD
 Comments: ATTN:MIKE STAMMERS CC:RICHARD GORTON

CERTIFICATE OF ANALYSIS A9730175

SAMPLE	PREP CODE	Mn ppm (ICP)	Mo ppm (ICP)	Na % (ICP)	Ni ppm (ICP)	P ppm (ICP)	Pb ppm AAS	Sr ppm (ICP)	Ti % (ICP)	V ppm (ICP)	W ppm (ICP)	Zn ppm (ICP)	La ppm ICP		
N297273	205 294	1920	12	0.20	35	840	< 2	19	0.07	113	< 10	10	30		
N297274	205 294	2860	14	0.21	17	930	< 2	19	0.06	86	< 10	8	40		
N297275	205 294	2720	18	0.22	61	1060	< 2	17	0.08	137	< 10	12	30		
N297276	205 294	1655	17	0.19	87	1580	< 2	16	0.10	156	< 10	16	100		
N297277	205 294	1790	14	0.23	45	2220	< 2	19	0.08	123	< 10	10	70		
N297278	214 285	30	117	0.07	49	1890	270	140	0.23	545	< 30	52	40		
N297279	205 294	2650	17	0.22	38	1930	< 2	21	0.07	120	< 10	10	80		
N297280	205 294	1025	96	0.20	96	470	< 2	10	0.16	248	< 10	16	40		
N297281	205 294	975	29	0.21	90	340	< 2	12	0.17	297	< 10	16	40		
N297282	205 294	2190	30	0.21	67	800	< 2	18	0.13	218	< 10	18	60		
N297283	205 294	1005	10	0.22	78	1370	< 2	13	0.12	229	< 10	14	110		
N297284	205 294	730	15	0.21	70	1130	< 2	11	0.09	189	< 10	12	70		
N297285	205 294	2190	16	0.21	15	1030	< 2	20	0.08	90	< 10	10	60		
N297286	205 294	3050	15	0.19	14	780	< 2	19	0.07	72	< 10	6	30		
N297287	205 294	2210	12	0.24	93	1040	< 2	14	0.07	93	< 10	24	160		
N297288	205 294	2840	6	0.26	66	920	< 2	18	0.11	95	< 10	10	60		
N297289	205 294	1545	12	0.22	76	600	< 2	21	0.10	176	< 10	14	200		
N297290	205 294	1320	20	0.22	57	810	< 2	15	0.10	147	< 10	12	10		
N297291	205 294	1425	16	0.22	28	910	< 2	25	0.08	88	< 10	8	30		
N297292	205 294	1910	12	0.23	24	920	< 2	17	0.07	84	< 10	10	70		
N297293	205 294	2750	11	0.23	23	940	< 2	16	0.10	83	< 10	12	70		
N297294	205 294	2690	6	0.21	14	670	< 2	17	0.11	64	< 10	6	40		
N297295	205 294	2630	4	0.20	16	560	< 2	15	0.11	66	< 10	6	30		
N297296	205 294	2410	5	0.19	17	640	< 2	12	0.12	67	< 10	12	40		
N297297	205 294	1880	3	0.22	15	630	< 2	13	0.15	69	< 10	10	30		
N297298	205 294	1970	4	0.19	20	600	< 2	15	0.12	58	< 10	14	50		
N297299	205 294	1430	4	0.26	19	670	< 2	13	0.14	66	< 10	10	40		
N297300	205 294	1400	3	0.24	21	700	< 2	11	0.12	71	< 10	10	50		
N297301	205 294	1275	3	0.23	25	700	< 2	13	0.14	76	< 10	12	50		
N297302	205 294	1065	3	0.28	28	770	< 2	13	0.20	80	< 10	10	70		
N297303	205 294	940	4	0.29	38	770	< 2	12	0.21	74	< 10	10	60		
N297304	205 294	1440	3	0.23	18	680	< 2	14	0.15	58	< 10	8	40		
N297305	205 294	2060	16	0.21	23	770	< 2	25	0.09	64	< 10	14	40		
N297306	205 294	2810	8	0.21	29	820	< 2	22	0.12	86	< 10	12	60		
N297307	205 294	2640	8	0.23	23	880	< 2	22	0.11	90	< 10	14	40		
N297308	205 294	2310	9	0.20	26	860	< 2	18	0.11	102	< 10	16	30		
N297309	205 294	2410	13	0.24	26	820	58	20	0.10	118	< 10	18	60		

CERTIFICATION: *Scott S. Baker*



Chemex Labs Ltd.

Analytical Chemists * Geochemists * Registered Assayers
 212 Brooksbank Ave., North Vancouver
 British Columbia, Canada V7J 2C1
 PHONE: 604-984-0221 FAX: 604-984-0218

To: PAMICON DEVELOPMENTS LIMITED
 FAIRCHILD PROJECT
 611 - 675 W. HASTINGS ST.
 VANCOUVER, BC
 V6B 1N2

A9733359

Comments: ATTN:MIKE STAMMERS CC:RICHARD GORTON

Hole #JZ97-5

CERTIFICATE

A9733359

(BM W) - PAMICON DEVELOPMENTS LIMITED

Project: FAIRCHILD
 P.O.#: JZ97-5

Samples submitted to our lab in Vancouver, BC.
 This report was printed on 30-JUL-97.

SAMPLE PREPARATION


CHEMEX CODE	NUMBER SAMPLES	DESCRIPTION
205	71	Geochem ring to approx 150 mesh
226	71	0-3 Kg crush and split
3202	71	Rock - save entire reject
214	1	Rcvd as pulp; mesh size checked
285	72	ICP - HF digestion charge

* NOTE 1:

The 32 element ICP package is suitable for trace metals in soil and rock samples. Elements for which the nitric-aqua regia digestion is possibly incomplete are: Al, Ba, Be, Ca, Cr, Ga, K, La, Mg, Na, Sr, Ti, Tl, W.

ANALYTICAL PROCEDURES

CHEMEX CODE	NUMBER SAMPLES	DESCRIPTION	METHOD	DETECTION LIMIT	UPPER LIMIT
983	72	Au ppb: Fuse 30 g sample	FA-AAS	5	10000
578	72	Ag ppm: 24 element, rock & core	AAS	0.2	100.0
573	72	Al %: 24 element, rock & core	ICP-AES	0.01	25.0
565	72	Ba ppm: 24 element, rock & core	ICP-AES	10	10000
575	72	Be ppm: 24 element, rock & core	ICP-AES	0.5	1000
561	72	Bi ppm: 24 element, rock & core	ICP-AES	2	10000
576	72	Ca %: 24 element, rock & core	ICP-AES	0.01	25.0
562	72	Cd ppm: 24 element, rock & core	ICP-AES	0.5	500
563	72	Co ppm: 24 element, rock & core	ICP-AES	1	10000
569	72	Cr ppm: 24 element, rock & core	ICP-AES	1	10000
577	72	Cu ppm: 24 element, rock & core	ICP-AES	1	10000
566	72	Fe %: 24 element, rock & core	ICP-AES	0.01	25.0
584	72	K %: 24 element, rock & core	ICP-AES	0.01	10.00
570	72	Mg %: 24 element, rock & core	ICP-AES	0.01	15.00
568	72	Mn ppm: 24 element, rock & core	ICP-AES	5	10000
554	72	Mo ppm: 24 element, rock & core	ICP-AES	1	10000
583	72	Na %: 24 element, rock & core	ICP-AES	0.01	10.00
564	72	Ni ppm: 24 element, rock & core	ICP-AES	1	10000
559	72	P ppm: 24 element, rock & core	ICP-AES	10	10000
560	72	Pb ppm: 24 element, rock & core	AAS	2	10000
582	72	Sr ppm: 24 element, rock & core	ICP-AES	1	10000
579	72	Ti %: 24 element, rock & core	ICP-AES	0.01	10.00
572	72	V ppm: 24 element, rock & core	ICP-AES	1	10000
556	72	W ppm: 24 element, rock & core	ICP-AES	10	10000
558	72	Zn ppm: 24 element, rock & core	ICP-AES	2	10000
1006	72	La ppm: 20 element, rock ID	ICP-AES	10	10000



Chemex Labs Ltd.

Analytical Chemists * Geochemists * Registered Assayers
 212 Brooksbank Ave., North Vancouver
 British Columbia, Canada V7J 2C1
 PHONE: 604-984-0221 FAX: 604-984-0218

To: PAMICON DEVELOPMENTS LIMITED
 FAIRCHILD PROJECT
 611 - 675 W. HASTINGS ST.
 VANCOUVER, BC
 V6B 1N2

Page Number :1-A
 Total Pages :2
 Certificate Date: 30-JUL-97
 Invoice No. : I9733359
 P.O. Number : JZ97-5
 Account : BM W


Project : FAIRCHILD
 Comments: ATTN:MIKE STAMMERS CC:RICHARD GORTON

CERTIFICATE OF ANALYSIS A9733359

SAMPLE	PREP CODE	Au ppb FA+AA	Ag ppm AAS	Al % (ICP)	Ba ppm (ICP)	Be ppm (ICP)	Bi ppm (ICP)	Ca % (ICP)	Cd ppm (ICP)	Co ppm (ICP)	Cr ppm (ICP)	Cu ppm (ICP)	Fe % (ICP)	K % (ICP)	Mg % (ICP)
N200701	205 226	< 5	< 0.2	7.01	590	1.5	< 2	0.82	< 0.5	9	91	29	4.05	4.71	1.16
N200702	205 226	< 5	< 0.2	7.00	910	1.0	2	1.07	< 0.5	21	83	12	5.26	4.67	1.15
N200703	205 226	< 5	< 0.2	6.33	740	1.0	< 2	1.43	< 0.5	9	53	6	4.52	4.42	0.89
N200704	205 226	< 5	< 0.2	5.78	710	0.5	< 2	1.78	< 0.5	17	64	6	8.46	4.45	1.25
N200705	205 226	< 5	< 0.2	6.80	740	1.0	< 2	2.05	< 0.5	5	74	11	5.51	4.17	1.19
N200706	205 226	< 5	< 0.2	6.71	760	1.0	< 2	2.06	< 0.5	4	64	42	4.49	4.20	1.35
N200707	205 226	< 5	< 0.2	6.99	790	1.0	< 2	2.06	< 0.5	14	75	21	10.60	3.74	1.60
N200708	205 226	< 5	< 0.2	6.13	800	0.5	< 2	2.17	< 0.5	6	42	5	5.30	3.94	1.18
N200709	205 226	< 5	< 0.2	7.81	680	1.5	< 2	2.18	< 0.5	10	71	19	10.35	4.88	2.13
N200710	205 226	< 5	< 0.2	5.55	580	0.5	< 2	1.44	< 0.5	6	48	11	11.20	4.31	1.90
N200711	205 226	10	< 0.2	3.60	460	0.5	< 2	0.78	< 0.5	7	35	31	8.66	2.96	1.04
N200712	205 226	< 5	< 0.2	5.52	640	0.5	2	2.45	< 0.5	11	56	57	10.15	4.56	1.93
N200713	205 226	< 5	< 0.2	6.14	570	0.5	< 2	1.09	< 0.5	22	59	251	10.10	4.43	1.50
N200714	205 226	< 5	< 0.2	5.95	720	0.5	< 2	2.80	< 0.5	11	53	125	9.23	4.70	1.80
N200715	205 226	< 5	< 0.2	4.99	550	0.5	< 2	2.86	< 0.5	8	39	14	8.36	4.51	1.45
N200716	205 226	< 5	< 0.2	6.02	600	1.0	< 2	1.74	< 0.5	7	60	9	9.47	4.24	1.53
N200717	205 226	< 5	< 0.2	5.43	490	1.0	< 2	2.09	< 0.5	9	71	30	11.15	3.63	1.70
N200718	205 226	< 5	< 0.2	4.97	620	< 0.5	< 2	2.81	< 0.5	21	65	3	3.41	5.59	1.26
N200719	205 226	< 5	< 0.2	5.66	340	1.5	< 2	2.47	< 0.5	15	48	3	10.70	2.82	2.57
N200720	205 226	10	< 0.2	5.11	360	0.5	< 2	3.73	< 0.5	9	44	4	11.85	2.46	3.29
N200721	205 226	< 5	< 0.2	5.50	620	0.5	< 2	0.93	< 0.5	11	43	6	10.50	3.43	1.97
N200722	205 226	< 5	< 0.2	5.04	580	0.5	< 2	0.89	< 0.5	15	33	7	12.95	4.07	1.89
N200723	205 226	< 5	< 0.2	5.55	800	0.5	< 2	1.25	< 0.5	10	42	70	9.12	4.98	1.66
N200724	205 226	< 5	< 0.2	5.05	750	0.5	2	0.94	< 0.5	15	35	19	13.40	5.06	1.76
N200725	205 226	< 5	< 0.2	5.31	580	0.5	< 2	1.75	< 0.5	17	41	6	10.50	4.31	1.86
N200726	205 226	< 5	< 0.2	6.75	710	1.0	< 2	0.86	< 0.5	18	54	6	5.17	5.69	1.29
N200727	205 226	< 5	< 0.2	5.28	570	0.5	< 2	2.68	< 0.5	8	42	11	12.15	4.33	1.95
N200728	205 226	< 5	< 0.2	6.51	650	1.5	< 2	2.20	< 0.5	22	43	285	10.30	3.81	2.05
N200729	205 226	< 5	< 0.2	5.44	580	0.5	< 2	2.23	< 0.5	7	43	58	11.00	4.19	2.21
N200730	205 226	< 5	< 0.2	5.89	680	0.5	< 2	1.41	< 0.5	6	46	59	8.84	4.27	1.65
N200731	205 226	10	< 0.2	5.77	810	0.5	< 2	1.06	< 0.5	7	42	13	11.20	4.25	1.56
N200732	205 226	< 5	< 0.2	5.42	800	0.5	< 2	1.86	< 0.5	10	39	7	9.14	4.40	1.67
N200733	205 226	< 5	< 0.2	5.82	940	0.5	< 2	3.64	< 0.5	7	39	2	4.25	4.65	1.72
N200734	205 226	< 5	< 0.2	5.79	830	0.5	< 2	3.87	< 0.5	7	32	6	3.90	4.69	1.94
N200735	214 285	420	2.0	3.12	2420	0.5	4	0.33	2.0	5	85	117	1.34	0.98	0.20
N200736	205 226	< 5	< 0.2	5.66	680	0.5	< 2	2.15	< 0.5	25	39	109	10.60	4.87	1.99
N200737	205 226	< 5	< 0.2	5.12	1050	0.5	< 2	3.52	< 0.5	7	31	55	6.97	4.52	2.09
N200738	205 226	< 5	< 0.2	6.12	780	0.5	< 2	2.47	< 0.5	11	39	355	7.84	5.29	1.95
N200739	205 226	< 5	< 0.2	6.24	780	1.0	< 2	2.68	< 0.5	22	42	84	8.81	4.64	2.11
N200740	205 226	< 5	< 0.2	5.99	690	1.0	4	2.43	< 0.5	18	47	122	9.19	4.13	2.13

CERTIFICATION:

Handwritten signature



Chemex Labs Ltd.

Analytical Chemists * Geochemists * Registered Assayers
 212 Brooksbank Ave., North Vancouver
 British Columbia, Canada V7J 2C1
 PHONE: 604-984-0221 FAX: 604-984-0218

To: PAMICON DEVELOPMENTS LIMITED
 FAIRCHILD PROJECT
 611 - 675 W. HASTINGS ST.
 VANCOUVER, BC
 V6B 1N2


Page Number :1-B
 Total Pages :2
 Certificate Date: 30-JUL-97
 Invoice No. :19733359
 P.O. Number :JZ97-5
 Account :BM W

Project : FAIRCHILD
 Comments: ATTN:MIKE STAMMERS CC:RICHARD GORTON

CERTIFICATE OF ANALYSIS A9733359

SAMPLE	PREP CODE	Mn ppm (ICP)	Mo ppm (ICP)	Na % (ICP)	Ni ppm (ICP)	P ppm (ICP)	Pb ppm AAS	Sr ppm (ICP)	Ti % (ICP)	V ppm (ICP)	W ppm (ICP)	Zn ppm (ICP)	La ppm ICP		
N200701	205 226	1035	1	0.21	23	610	< 2	20	0.11	71	< 10	32	40		
N200702	205 226	1225	< 1	0.20	29	830	< 2	17	0.07	60	< 10	16	30		
N200703	205 226	2340	1	0.15	17	720	< 2	14	0.06	53	< 10	10	30		
N200704	205 226	2650	< 1	0.14	41	720	< 2	14	0.06	79	< 10	16	30		
N200705	205 226	2900	1	0.15	17	740	< 2	18	0.10	58	< 10	20	30		
N200706	205 226	2140	1	0.15	20	690	< 2	17	0.09	57	< 10	12	30		
N200707	205 226	2250	1	0.15	44	790	< 2	20	0.06	88	< 10	18	60		
N200708	205 226	2610	1	0.12	16	680	< 2	19	0.06	48	< 10	10	30		
N200709	205 226	2320	4	0.19	66	540	< 2	18	0.07	219	< 10	18	50		
N200710	205 226	7170	6	0.11	25	650	< 2	15	0.05	91	< 10	14	20		
N200711	205 226	4790	5	0.09	16	450	< 2	10	0.03	55	< 10	8	10		
N200712	205 226	3650	1	0.15	26	660	< 2	17	0.04	96	< 10	14	20		
N200713	205 226	1180	1	0.14	45	630	< 2	12	0.07	138	< 10	14	30		
N200714	205 226	2410	1	0.17	26	610	< 2	16	0.05	82	< 10	14	20		
N200715	205 226	2560	< 1	0.13	21	650	< 2	13	0.04	57	< 10	16	20		
N200716	205 226	2540	2	0.12	24	760	< 2	14	0.05	66	< 10	18	30		
N200717	205 226	3600	1	0.09	26	820	< 2	12	0.04	79	< 10	22	10		
N200718	205 226	2740	< 1	0.12	9	630	< 2	18	0.03	35	< 10	12	10		
N200719	205 226	2240	7	0.14	25	580	< 2	13	0.05	71	< 10	22	30		
N200720	205 226	3890	33	0.14	28	510	< 2	16	0.05	66	< 10	22	10		
N200721	205 226	6160	2	0.12	43	670	< 2	12	0.05	52	< 10	18	20		
N200722	205 226	9060	1	0.11	30	620	< 2	13	0.04	58	< 10	12	10		
N200723	205 226	6510	< 1	0.13	23	600	< 2	18	0.05	49	< 10	12	30		
N200724	205 226	>10000	< 1	0.12	26	570	< 2	14	0.04	50	< 10	12	10		
N200725	205 226	5160	1	0.12	30	620	< 2	17	0.05	72	< 10	14	10		
N200726	205 226	1055	< 1	0.15	23	670	< 2	13	0.07	83	< 10	14	30		
N200727	205 226	4340	3	0.14	24	700	< 2	19	0.05	108	< 10	14	10		
N200728	205 226	3480	3	0.17	39	840	< 2	20	0.10	162	< 10	18	30		
N200729	205 226	5240	5	0.12	34	640	< 2	18	0.04	103	< 10	16	20		
N200730	205 226	4470	5	0.15	23	750	< 2	19	0.05	90	< 10	12	40		
N200731	205 226	7260	7	0.15	13	720	< 2	22	0.04	69	< 10	8	50		
N200732	205 226	5060	4	0.12	19	640	< 2	22	0.04	75	< 10	10	30		
N200733	205 226	3690	< 1	0.15	9	660	< 2	32	0.06	59	< 10	10	20		
N200734	205 226	3910	3	0.14	12	670	< 2	29	0.06	60	< 10	10	10		
N200735	214 285	30	125	0.06	47	1760	250	160	0.15	528	30	50	40		
N200736	205 226	3990	4	0.14	34	760	< 2	21	0.06	120	< 10	14	20		
N200737	205 226	7100	1	0.16	12	620	< 2	39	0.05	45	< 10	8	50		
N200738	205 226	5090	1	0.16	22	780	< 2	28	0.06	82	< 10	12	60		
N200739	205 226	5870	4	0.13	28	1010	< 2	26	0.05	102	< 10	14	40		
N200740	205 226	2960	5	0.17	38	650	< 2	23	0.07	113	< 10	16	40		

CERTIFICATION: Walter Buchler



Chemex Labs Ltd.

Analytical Chemists * Geochemists * Registered Assayers

212 Brooksbank Ave., North Vancouver
 British Columbia, Canada V7J 2C1
 PHONE: 604-984-0221 FAX: 604-984-0218

To: PAMICON DEVELOPMENTS LIMITED
 FAIRCHILD PROJECT
 611 - 675 W. HASTINGS ST.
 VANCOUVER, BC
 V6B 1N2

Page Number :2-B
 Total Pages :2
 Certificate Date: 30-JUL-97
 Invoice No. :I9733359
 P.O. Number :JZ97-5
 Account :BM W

Project : FAIRCHILD
 Comments: ATTN:MIKE STAMMERS CC:RICHARD GORTON

CERTIFICATE OF ANALYSIS A9733359

SAMPLE	PREP CODE	Mn ppm (ICP)	Mo ppm (ICP)	Na % (ICP)	Ni ppm (ICP)	P ppm (ICP)	Pb ppm AAS	Sr ppm (ICP)	Ti % (ICP)	V ppm (ICP)	W ppm (ICP)	Zn ppm (ICP)	La ppm ICP		
N200741	205 226	4570	1	0.15	32	760	< 2	26	0.05	87	< 10	14	50		
N200742	205 226	3640	3	0.19	39	730	< 2	38	0.05	104	< 10	18	50		
N200743	205 226	3600	3	0.13	31	660	< 2	26	0.04	85	< 10	12	30		
N200744	205 226	2570	4	0.16	30	880	< 2	26	0.04	88	< 10	16	50		
N200745	205 226	1990	3	0.20	41	660	< 2	22	0.04	91	< 10	20	40		
N200746	205 226	2010	10	0.16	39	750	< 2	23	0.05	107	< 10	20	50		
N200747	205 226	2530	< 1	0.17	63	680	< 2	20	0.06	174	< 10	24	10		
N200748	205 226	2020	7	0.22	74	550	< 2	15	0.08	213	< 10	22	30		
N200749	205 226	1790	13	0.21	100	400	< 2	10	0.12	285	< 10	28	40		
N200750	205 226	1555	7	0.22	90	360	< 2	7	0.14	342	< 10	28	30		
N200751	205 226	1705	< 1	0.21	74	350	< 2	11	0.21	360	< 10	18	30		
N200752	205 226	1695	< 1	0.19	73	590	< 2	10	0.32	439	< 10	16	10		
N200753	205 226	2270	< 1	0.17	67	570	< 2	13	0.33	464	< 10	16	40		
N200754	205 226	1105	< 1	0.18	72	580	< 2	8	0.28	500	< 10	16	20		
N200755	205 226	2280	9	0.20	70	680	< 2	11	0.16	332	< 10	18	40		
N200756	205 226	2410	14	0.19	69	650	< 2	12	0.15	297	< 10	16	50		
N200757	205 226	1315	5	0.23	45	670	< 2	25	0.07	116	< 10	14	50		
N200758	205 226	2790	5	0.20	30	750	< 2	31	0.08	86	< 10	12	60		
N200759	205 226	1675	5	0.23	28	820	< 2	20	0.12	96	< 10	12	70		
N200760	205 226	3090	8	0.25	24	580	< 2	20	0.08	113	< 10	10	30		
N200761	205 226	4160	2	0.07	24	220	< 2	36	0.06	53	< 10	14	30		
N200762	205 226	1945	< 1	0.09	15	150	< 2	34	0.11	31	< 10	8	20		
N200763	205 226	2120	< 1	0.11	4	140	< 2	29	0.10	25	< 10	6	10		
N200764	205 226	2350	< 1	0.09	7	120	< 2	45	0.07	24	< 10	10	30		
N200765	205 226	1140	< 1	0.12	6	160	< 2	29	0.11	31	< 10	6	20		
N200766	205 226	1375	< 1	0.35	5	160	< 2	31	0.11	30	< 10	8	20		
N200767	205 226	2230	< 1	0.42	2	130	< 2	44	0.07	29	< 10	12	30		
N200768	205 226	1570	1	1.25	7	150	< 2	37	0.11	30	< 10	8	20		
N200769	205 226	1145	< 1	0.35	10	130	< 2	25	0.14	27	< 10	8	20		
N200770	205 226	1265	< 1	0.22	10	120	< 2	34	0.10	23	< 10	14	30		
N200771	205 226	1710	< 1	0.58	8	120	< 2	38	0.08	22	< 10	8	20		
N200772	205 226	1375	< 1	0.13	14	160	< 2	26	0.13	27	< 10	8	10		

CERTIFICATION: _____



Chemex Labs Ltd.

Analytical Chemists * Geochemists * Registered Assayers
 212 Brooksbank Ave., North Vancouver
 British Columbia, Canada V7J 2C1
 PHONE: 604-984-0221 FAX: 604-984-0218

To: PAMICON DEVELOPMENTS LIMITED
 FAIRCHILD PROJECT
 611 - 675 W. HASTINGS ST.
 VANCOUVER, BC
 V6B 1N2

A9732941

Comments: ATTN:MIKE STAMMERS CC:RICHARD GORTON

HOLE # JZ97-6

CERTIFICATE **A9732941**

(BM W) - PAMICON DEVELOPMENTS LIMITED

Project: FAIRCHILD
 P.O.#: JZ97-6


Samples submitted to our lab in Vancouver, BC.
 This report was printed on 29-JUL-97.

SAMPLE PREPARATION		
CHEMEX CODE	NUMBER SAMPLES	DESCRIPTION
205	50	Geochem ring to approx 150 mesh
294	50	4-7 Kg crush and split
3202	50	Rock - save entire reject
285	50	ICP - HF digestion charge

* NOTE 1:

The 32 element ICP package is suitable for trace metals in soil and rock samples. Elements for which the nitric-aqua regia digestion is possibly incomplete are: Al, Ba, Be, Ca, Cr, Ga, K, La, Mg, Na, Sr, Ti, Tl, W.

ANALYTICAL PROCEDURES					
CHEMEX CODE	NUMBER SAMPLES	DESCRIPTION	METHOD	DETECTION LIMIT	UPPER LIMIT
983	50	Au ppb: Fuse 30 g sample	FA-AAS	5	10000
578	50	Ag ppm: 24 element, rock & core	AAS	0.2	100.0
573	50	Al %: 24 element, rock & core	ICP-AES	0.01	25.0
565	50	Ba ppm: 24 element, rock & core	ICP-AES	10	10000
575	50	Be ppm: 24 element, rock & core	ICP-AES	0.5	1000
561	50	Bi ppm: 24 element, rock & core	ICP-AES	2	10000
576	50	Ca %: 24 element, rock & core	ICP-AES	0.01	25.0
562	50	Cd ppm: 24 element, rock & core	ICP-AES	0.5	500
563	50	Co ppm: 24 element, rock & core	ICP-AES	1	10000
569	50	Cr ppm: 24 element, rock & core	ICP-AES	1	10000
577	50	Cu ppm: 24 element, rock & core	ICP-AES	1	10000
566	50	Fe %: 24 element, rock & core	ICP-AES	0.01	25.0
584	50	K %: 24 element, rock & core	ICP-AES	0.01	10.00
570	50	Mg %: 24 element, rock & core	ICP-AES	0.01	15.00
568	50	Mn ppm: 24 element, rock & core	ICP-AES	5	10000
554	50	Mo ppm: 24 element, rock & core	ICP-AES	1	10000
583	50	Na %: 24 element, rock & core	ICP-AES	0.01	10.00
564	50	Ni ppm: 24 element, rock & core	ICP-AES	1	10000
559	50	P ppm: 24 element, rock & core	ICP-AES	10	10000
560	50	Pb ppm: 24 element, rock & core	AAS	2	10000
582	50	Sr ppm: 24 element, rock & core	ICP-AES	1	10000
579	50	Ti %: 24 element, rock & core	ICP-AES	0.01	10.00
572	50	V ppm: 24 element, rock & core	ICP-AES	1	10000
556	50	W ppm: 24 element, rock & core	ICP-AES	10	10000
558	50	Zn ppm: 24 element, rock & core	ICP-AES	2	10000
1006	50	La ppm: 20 element, rock ID	ICP-AES	10	10000



Chemex Labs Ltd.

Analytical Chemists * Geochemists * Registered Assayers
 212 Brooksbank Ave., North Vancouver
 British Columbia, Canada V7J 2C1
 PHONE: 604-984-0221 FAX: 604-984-0218

To: PAMICON DEVELOPMENTS LIMITED
 FAIRCHILD PROJECT
 611 - 675 W. HASTINGS ST.
 VANCOUVER, BC
 V6B 1N2


Page Number : 1-A
 Total Pages : 2
 Certificate Date: 29-JUL-97
 Invoice No. : 19732941
 P.O. Number : JZ97-6
 Account : BM W

Project : FAIRCHILD
 Comments: ATTN:MIKE STAMMERS CC:RICHARD GORTON

CERTIFICATE OF ANALYSIS A9732941

SAMPLE	PREP CODE	Au ppb FA+AA	Ag ppm AAS	Al % (ICP)	Ba ppm (ICP)	Be ppm (ICP)	Bi ppm (ICP)	Ca % (ICP)	Cd ppm (ICP)	Co ppm (ICP)	Cr ppm (ICP)	Cu ppm (ICP)	Fe % (ICP)	K % (ICP)	Mg % (ICP)
N200351	205 294	< 5	< 0.2	8.51	580	2.0	< 2	0.76	< 0.5	8	117	17	4.58	4.52	1.01
N200352	205 294	< 5	< 0.2	9.03	340	2.5	< 2	0.24	< 0.5	21	493	20	6.41	3.31	1.93
N200353	205 294	< 5	< 0.2	8.35	290	2.0	< 2	0.72	< 0.5	19	663	25	7.67	3.11	2.39
N200354	205 294	< 5	< 0.2	7.89	410	2.0	< 2	0.67	< 0.5	5	95	14	2.75	3.44	1.37
N200355	205 294	< 5	< 0.2	6.28	570	1.5	< 2	1.49	< 0.5	11	75	37	3.49	4.02	1.42
N200356	205 294	< 5	< 0.2	6.89	400	1.5	< 2	0.88	< 0.5	8	94	20	4.13	2.92	1.74
N200357	205 294	< 5	< 0.2	5.98	80	1.0	< 2	2.43	< 0.5	11	105	53	4.92	0.44	2.89
N200358	205 294	< 5	< 0.2	5.35	80	0.5	< 2	2.04	< 0.5	3	87	8	3.63	0.35	2.31
N200359	205 294	< 5	< 0.2	5.43	60	1.0	< 4	2.50	< 0.5	39	87	31	6.65	0.39	3.18
N200360	205 294	< 5	< 0.2	5.87	70	1.0	< 2	1.85	< 0.5	59	78	27	6.26	0.49	3.47
N200361	205 294	< 5	< 0.2	5.66	70	1.5	< 2	1.46	< 0.5	4	64	12	4.75	0.53	3.39
N200362	205 294	< 5	< 0.2	5.81	70	1.5	< 2	1.23	< 0.5	5	81	8	5.00	0.42	3.53
N200363	205 294	< 5	< 0.2	5.25	60	1.0	< 2	2.60	< 0.5	13	72	169	4.75	0.37	3.48
N200364	205 294	< 5	< 0.2	4.78	90	0.5	< 2	5.68	< 0.5	8	72	2300	5.46	0.54	4.17
N200365	205 294	< 5	< 0.2	4.46	120	0.5	< 2	4.85	< 0.5	10	74	546	4.68	0.70	3.41
N200366	205 294	< 5	< 0.2	5.01	80	1.0	< 2	4.87	< 0.5	5	61	61	4.77	0.55	3.41
N200367	205 294	< 5	< 0.2	5.26	140	1.5	< 2	2.98	< 0.5	4	76	14	4.51	0.88	3.82
N200368	205 294	< 5	< 0.2	4.94	70	1.0	< 2	3.67	< 0.5	6	57	25	4.59	0.42	4.21
N200369	205 294	< 5	< 0.2	5.06	70	1.0	< 4	4.10	< 0.5	4	57	10	4.12	0.46	3.47
N200370	205 294	< 5	< 0.2	4.92	50	1.0	< 2	7.74	< 0.5	4	61	16	3.85	0.42	3.42
N200371	205 294	< 5	< 0.2	5.24	40	1.0	< 2	2.88	< 0.5	5	72	34	4.01	0.43	3.45
N200372	205 294	< 5	< 0.2	4.88	30	1.5	< 2	4.25	< 0.5	10	63	66	4.33	0.22	3.98
N200373	205 294	< 5	< 0.2	5.20	50	2.0	< 2	5.61	< 0.5	7	69	29	4.60	0.68	4.33
N200374	205 294	< 5	< 0.2	5.34	40	1.5	< 2	2.69	< 0.5	5	60	11	4.48	0.71	4.01
N200375	205 294	< 5	< 0.2	5.13	40	1.5	< 2	5.50	< 0.5	5	64	8	3.76	0.60	3.52
N200376	205 294	< 5	< 0.2	4.67	60	1.0	< 2	7.08	< 0.5	5	53	29	3.59	1.08	2.99
N200377	205 294	< 5	< 0.2	5.30	80	1.5	< 2	3.19	< 0.5	7	48	33	4.30	1.80	3.44
N200378	205 294	< 5	< 0.2	4.79	140	1.0	< 2	9.89	< 0.5	3	55	5	3.22	1.41	2.83
N200379	205 294	< 5	< 0.2	4.11	90	2.5	< 2	9.63	< 0.5	12	44	210	5.18	1.20	5.07
N200380	205 294	< 5	< 0.2	5.61	70	1.5	< 2	2.65	< 0.5	5	54	2	4.38	1.58	4.36
N200381	205 294	< 5	< 0.2	5.67	90	1.5	< 2	3.45	< 0.5	6	64	7	4.38	1.38	4.30
N200382	205 294	< 5	< 0.2	6.65	90	2.0	< 2	2.35	< 0.5	8	79	35	7.58	2.62	6.55
N200383	205 294	< 5	< 0.2	6.73	210	1.5	< 2	4.04	< 0.5	13	117	20	5.37	2.39	4.59
N200384	205 294	< 5	< 0.2	5.52	80	1.5	< 2	1.35	< 0.5	4	60	35	3.82	1.64	3.64
N200385	205 294	225	< 0.2	6.90	1410	2.0	< 2	4.43	1.0	9	58	37	2.28	2.65	1.59
N200386	205 294	< 5	< 0.2	5.20	70	1.5	< 2	3.94	< 0.5	5	41	17	4.64	1.30	5.37
N200387	205 294	< 5	< 0.2	5.49	50	1.5	< 2	8.72	< 0.5	3	44	3	4.45	1.54	5.99
N200388	205 294	< 5	< 0.2	5.31	70	1.5	< 2	3.75	0.5	8	38	31	5.33	1.40	6.03
N200389	205 294	< 5	< 0.2	5.79	40	1.5	< 2	3.78	< 0.5	7	52	3	4.45	0.74	5.27
N200390	205 294	< 5	< 0.2	4.67	70	1.5	< 2	8.02	< 0.5	29	27	69	9.41	2.01	8.01

CERTIFICATION: *Stuart Buchler*



Chemex Labs Ltd.

Analytical Chemists * Geochemists * Registered Assayers

212 Brooksbank Ave., North Vancouver
British Columbia, Canada V7J 2C1
PHONE: 604-984-0221 FAX: 604-984-0218

To: PAMICON DEVELOPMENTS LIMITED
FAIRCHILD PROJECT
611 - 675 W. HASTINGS ST.
VANCOUVER, BC
V6B 1N2

Page Number :1-B
Total Pages :2
Certificate Date: 29-JUL-97
Invoice No. :I9732941
P.O. Number :JZ97-6
Account :BM W

Project : FAIRCHILD
Comments: ATTN:MIKE STAMMERS CC:RICHARD GORTON

CERTIFICATE OF ANALYSIS A9732941

SAMPLE	PREP CODE	Mn ppm (ICP)	Mo ppm (ICP)	Na % (ICP)	Ni ppm (ICP)	P ppm (ICP)	Pb ppm AAS	Sr ppm (ICP)	Ti % (ICP)	V ppm (ICP)	W ppm (ICP)	Zn ppm (ICP)	La ppm ICP		
N200351	205 294	585	< 1	0.43	23	330	< 2	17	0.21	83	< 10	18	70		
N200352	205 294	1085	< 1	0.21	104	270	< 2	9	0.28	142	< 10	38	40		
N200353	205 294	2410	< 1	0.23	118	370	< 2	11	0.29	168	< 10	30	40		
N200354	205 294	455	< 1	0.29	21	190	< 2	15	0.21	66	< 10	26	40		
N200355	205 294	1140	< 1	0.17	20	290	6	18	0.15	49	< 10	34	30		
N200356	205 294	780	< 1	0.77	23	240	6	21	0.19	52	< 10	44	30		
N200357	205 294	1330	< 1	3.07	23	210	4	34	0.20	42	< 10	76	20		
N200358	205 294	1100	< 1	2.76	15	160	2	31	0.18	34	< 10	32	30		
N200359	205 294	1390	9	2.01	34	220	< 2	28	0.18	35	< 10	50	30		
N200360	205 294	970	12	2.15	23	180	< 2	27	0.19	36	< 10	50	40		
N200361	205 294	780	< 1	2.20	14	160	< 2	28	0.20	33	< 10	50	20		
N200362	205 294	670	< 1	2.11	17	170	< 2	23	0.20	35	< 10	60	20		
N200363	205 294	1320	1	2.10	23	170	< 2	27	0.16	30	< 10	50	10		
N200364	205 294	2330	2	1.90	24	150	< 2	30	0.11	27	< 10	44	40		
N200365	205 294	2080	< 1	1.97	15	150	< 2	26	0.08	25	< 10	34	20		
N200366	205 294	1365	< 1	1.85	14	150	< 2	38	0.16	30	< 10	52	10		
N200367	205 294	1405	< 1	1.69	12	190	< 2	36	0.17	30	< 10	54	30		
N200368	205 294	1295	1	1.46	15	120	< 2	28	0.17	28	< 10	62	20		
N200369	205 294	1155	< 1	1.94	13	160	< 2	39	0.18	33	< 10	64	20		
N200370	205 294	1075	< 1	1.99	11	160	< 2	53	0.17	30	< 10	64	30		
N200371	205 294	635	< 1	2.27	15	170	4	37	0.19	33	< 10	100	10		
N200372	205 294	600	1	1.80	14	140	12	40	0.18	31	< 10	146	10		
N200373	205 294	710	7	1.36	9	150	4	43	0.18	41	< 10	130	10		
N200374	205 294	430	9	1.95	10	230	8	28	0.20	37	< 10	126	< 10		
N200375	205 294	620	< 1	2.77	10	150	10	51	0.20	31	< 10	112	10		
N200376	205 294	555	3	2.38	12	150	12	45	0.18	29	< 10	102	10		
N200377	205 294	435	< 1	2.36	13	170	12	37	0.19	29	< 10	100	10		
N200378	205 294	635	1	2.31	12	140	6	63	0.17	28	< 10	72	10		
N200379	205 294	945	7	1.55	20	170	20	53	0.17	41	< 10	186	50		
N200380	205 294	410	< 1	2.97	15	160	8	38	0.21	38	< 10	82	10		
N200381	205 294	685	< 1	2.74	24	160	12	47	0.24	68	< 10	88	10		
N200382	205 294	785	< 1	1.89	30	230	4	32	0.30	109	< 10	150	30		
N200383	205 294	520	< 1	2.85	45	270	26	62	0.41	165	< 10	170	30		
N200384	205 294	280	< 1	2.94	23	160	44	49	0.21	40	< 10	140	10		
N200385	205 294	425	2	1.19	51	880	14	257	0.31	213	40	184	40		
N200386	205 294	545	< 1	2.76	14	150	18	44	0.20	35	< 10	96	10		
N200387	205 294	680	< 1	2.33	15	160	28	64	0.20	38	< 10	98	30		
N200388	205 294	490	< 1	2.58	18	160	36	36	0.19	32	< 10	288	30		
N200389	205 294	500	< 1	3.69	15	190	12	44	0.22	36	< 10	116	< 10		
N200390	205 294	960	1	0.92	30	200	< 2	30	0.16	57	< 10	172	50		

CERTIFICATION: Heidi B...



Chemex Labs Ltd.

Analytical Chemists * Geochemists * Registered Assayers

212 Brooksbank Ave., North Vancouver
British Columbia, Canada V7J 2C1
PHONE: 604-984-0221 FAX: 604-984-0218

To: PAMICON DEVELOPMENTS LIMITED
FAIRCHILD PROJECT
611 - 675 W. HASTINGS ST.
VANCOUVER, BC
V6B 1N2

Page Number :2-A
Total Pages :2
Certificate Date: 29-JUL-97
Invoice No. :I9732941
P.O. Number :JZ97-6
Account :BM W


Project : FAIRCHILD
Comments: ATTN:MIKE STAMMERS CC:RICHARD GORTON

CERTIFICATE OF ANALYSIS A9732941

SAMPLE	PREP CODE	Au ppb FA+AA	Ag ppm AAS	Al % (ICP)	Ba ppm (ICP)	Be ppm (ICP)	Bi ppm (ICP)	Ca % (ICP)	Cd ppm (ICP)	Co ppm (ICP)	Cr ppm (ICP)	Cu ppm (ICP)	Fe % (ICP)	K % (ICP)	Mg % (ICP)
N200391	205 294	< 5	< 0.2	3.74	40	1.5	< 2	10.35	< 0.5	26	36	56	7.16	1.52	6.91
N200392	205 294	< 5	< 0.2	5.45	70	1.0	< 2	1.77	< 0.5	9	67	2	4.18	1.47	4.81
N200393	205 294	< 5	< 0.2	4.25	60	1.5	< 2	8.45	< 0.5	35	34	6	6.13	1.29	7.39
N200394	205 294	< 5	< 0.2	4.64	40	1.5	< 2	6.44	< 0.5	6	44	31	4.19	1.15	5.31
N200395	205 294	< 5	< 0.2	4.68	50	0.5	< 2	1.93	< 0.5	1	51	1	2.46	1.02	3.25
N200396	205 294	< 5	< 0.2	5.08	30	1.5	< 2	7.71	< 0.5	26	33	53	5.92	0.74	5.37
N200397	205 294	< 5	< 0.2	4.82	60	1.5	< 2	7.47	< 0.5	10	43	51	7.23	1.68	6.22
N200398	205 294	< 5	< 0.2	4.63	60	1.5	< 2	6.57	< 0.5	16	48	27	5.43	1.25	5.67
N200399	205 294	< 5	< 0.2	5.60	140	1.5	2	1.22	< 0.5	12	87	64	3.80	0.53	3.61
N200400	205 294	< 5	< 0.2	5.37	100	1.5	< 2	2.40	< 0.5	12	60	80	3.81	0.17	4.15

CERTIFICATION:

[Handwritten signature]



Chemex Labs Ltd.

Analytical Chemists * Geochemists * Registered Assayers
 212 Brooksbank Ave., North Vancouver
 British Columbia, Canada V7J 2C1
 PHONE: 604-984-0221 FAX: 604-984-0218

To: PAMICON DEVELOPMENTS LIMITED
 FAIRCHILD PROJECT
 611 - 675 W. HASTINGS ST.
 VANCOUVER, BC
 V6B 1N2

Page Number :2-B
 Total Pages :2
 Certificate Date: 29-JUL-97
 Invoice No. :19732941
 P.O. Number :JZ97-6
 Account :BM W

Project : FAIRCHILD
 Comments: ATTN:MIKE STAMMERS CC:RICHARD GORTON

CERTIFICATE OF ANALYSIS A9732941

SAMPLE	PREP CODE	Mn ppm (ICP)	Mo ppm (ICP)	Na % (ICP)	Ni ppm (ICP)	P ppm (ICP)	Pb ppm AAS	Sr ppm (ICP)	Ti % (ICP)	V ppm (ICP)	W ppm (ICP)	Zn ppm (ICP)	La ppm ICP		
N200391	205 294	985	< 1	0.47	33	30	< 2	51	0.11	62	< 10	136	40		
N200392	205 294	345	< 1	2.19	18	130	6	39	0.21	37	< 10	110	< 10		
N200393	205 294	1060	< 1	0.37	17	50	< 2	55	0.16	45	< 10	124	20		
N200394	205 294	680	< 1	2.19	11	50	4	56	0.17	33	< 10	78	10		
N200395	205 294	280	< 1	2.33	11	110	4	41	0.17	24	< 10	52	< 10		
N200396	205 294	865	2	2.65	10	40	< 2	63	0.18	42	< 10	50	30		
N200397	205 294	825	1	1.60	17	10	< 2	50	0.23	66	< 10	70	60		
N200398	205 294	750	< 1	2.38	14	40	< 2	59	0.20	49	< 10	60	40		
N200399	205 294	595	< 1	2.12	16	100	20	34	0.18	45	< 10	86	30		
N200400	205 294	1155	< 1	2.30	13	100	24	37	0.17	45	< 10	102	30		

CERTIFICATION: _____



Chemex Labs Ltd.

Analytical Chemists * Geochemists * Registered Assayers

212 Brooksbank Ave., North Vancouver
British Columbia, Canada V7J 2C1
PHONE: 604-984-0221 FAX: 604-984-0218

To: PAMICON DEVELOPMENTS LIMITED
FAIRCHILD PROJECT
611 - 675 W. HASTINGS ST.
VANCOUVER, BC
V6B 1N2

A9733475

Comments: ATTN:MIKE STAMMERS CC:RICHARD GORTON

HOLE# JZ97-7

CERTIFICATE

A9733475

(BM W) - PAMICON DEVELOPMENTS LIMITED

Project: FAIRCHILD
P.O.#: JZ97-7

Samples submitted to our lab in Vancouver, BC.
This report was printed on 30-JUL-97.

SAMPLE PREPARATION

CHEMEX CODE	NUMBER SAMPLES	DESCRIPTION
205	102	Geochem ring to approx 150 mesh
294	102	4-7 Kg crush and split
3202	102	Rock - save entire reject
214	2	Rcvd as pulp; mesh size checked
285	104	ICP - HF digestion charge

* NOTE 1:

The 32 element ICP package is suitable for trace metals in soil and rock samples. Elements for which the nitric-aqua regia digestion is possibly incomplete are: Al, Ba, Be, Ca, Cr, Ga, K, La, Mg, Na, Sr, Ti, Tl, W.

ANALYTICAL PROCEDURES

CHEMEX CODE	NUMBER SAMPLES	DESCRIPTION	METHOD	DETECTION LIMIT	UPPER LIMIT
983	104	Au ppb: Fuse 30 g sample	FA-AAS	5	10000
578	104	Ag ppm: 24 element, rock & core	AAS	0.2	100.0
573	104	Al %: 24 element, rock & core	ICP-AES	0.01	25.0
565	104	Ba ppm: 24 element, rock & core	ICP-AES	10	10000
575	104	Be ppm: 24 element, rock & core	ICP-AES	0.5	1000
561	104	Bi ppm: 24 element, rock & core	ICP-AES	2	10000
576	104	Ca %: 24 element, rock & core	ICP-AES	0.01	25.0
562	104	Cd ppm: 24 element, rock & core	ICP-AES	0.5	500
563	104	Co ppm: 24 element, rock & core	ICP-AES	1	10000
569	104	Cr ppm: 24 element, rock & core	ICP-AES	1	10000
577	104	Cu ppm: 24 element, rock & core	ICP-AES	1	10000
566	104	Fe %: 24 element, rock & core	ICP-AES	0.01	25.0
584	104	K %: 24 element, rock & core	ICP-AES	0.01	10.00
570	104	Mg %: 24 element, rock & core	ICP-AES	0.01	15.00
568	104	Mn ppm: 24 element, rock & core	ICP-AES	5	10000
554	104	Mo ppm: 24 element, rock & core	ICP-AES	1	10000
583	104	Na %: 24 element, rock & core	ICP-AES	0.01	10.00
564	104	Ni ppm: 24 element, rock & core	ICP-AES	1	10000
559	104	P ppm: 24 element, rock & core	ICP-AES	10	10000
560	104	Pb ppm: 24 element, rock & core	AAS	2	10000
582	104	Sr ppm: 24 element, rock & core	ICP-AES	1	10000
579	104	Ti %: 24 element, rock & core	ICP-AES	0.01	10.00
572	104	V ppm: 24 element, rock & core	ICP-AES	1	10000
556	104	W ppm: 24 element, rock & core	ICP-AES	10	10000
558	104	Zn ppm: 24 element, rock & core	ICP-AES	2	10000
1006	104	La ppm: 20 element, rock ID	ICP-AES	10	10000



Chemex Labs Ltd.

Analytical Chemists * Geochemists * Registered Assayers
 212 Brooksbank Ave., North Vancouver
 British Columbia, Canada V7J 2C1
 PHONE: 604-984-0221 FAX: 604-984-0218

To: PAMICON DEVELOPMENTS LIMITED
 FAIRCHILD PROJECT
 611 - 675 W. HASTINGS ST.
 VANCOUVER, BC
 V6B 1N2

Page Number :1-A
 Total Pages :3
 Certificate Date: 30-JUL-97
 Invoice No. :I9733475
 P.O. Number :JZ97-7
 Account :BM W

Project: FAIRCHILD
 Comments: ATTN:MIKE STAMMERS CC:RICHARD GORTON

CERTIFICATE OF ANALYSIS A9733475

SAMPLE	PREP CODE	Au ppb FA+AA	Ag ppm AAS	Al % (ICP)	Ba ppm (ICP)	Be ppm (ICP)	Bi ppm (ICP)	Ca % (ICP)	Cd ppm (ICP)	Co ppm (ICP)	Cr ppm (ICP)	Cu ppm (ICP)	Fe % (ICP)	K % (ICP)	Mg % (ICP)
297401	205 294	25	< 0.2	6.47	1080	1.5	< 2	6.57	< 0.5	18	43	441	6.83	4.73	3.05
297402	205 294	15	< 0.2	6.90	1160	1.0	2	4.86	< 0.5	16	55	179	7.72	4.71	2.30
297403	205 294	30	< 0.2	6.93	1030	1.5	2	2.20	< 0.5	8	84	459	11.00	4.86	1.80
297404	205 294	< 5	< 0.2	7.65	770	1.5	2	1.59	< 0.5	5	90	1470	10.20	5.80	1.66
297405	205 294	340	< 0.2	8.00	940	1.5	< 2	2.02	< 0.5	1	72	358	5.40	6.46	1.39
297406	205 294	< 5	< 0.2	7.68	900	1.0	< 2	2.53	< 0.5	3	52	40	5.04	7.47	1.51
297407	205 294	< 5	< 0.2	7.22	850	1.0	2	3.08	< 0.5	2	46	49	5.25	5.78	1.57
297408	205 294	< 5	< 0.2	7.94	790	1.5	< 2	2.29	< 0.5	2	52	28	6.03	5.51	1.43
297409	205 294	< 5	< 0.2	7.94	910	1.0	2	2.33	< 0.5	1	51	128	6.70	7.28	1.33
297410	205 294	< 5	< 0.2	6.30	800	0.5	< 2	3.46	< 0.5	3	45	7	5.75	4.60	1.64
297411	205 294	< 5	< 0.2	7.28	890	1.5	2	2.22	< 0.5	3	51	6	4.81	5.24	1.37
297412	205 294	< 5	< 0.2	8.41	1960	1.5	< 2	1.33	< 0.5	3	59	11	5.85	6.13	1.05
297413	205 294	< 5	< 0.2	8.08	1710	1.5	2	2.34	< 0.5	4	47	4	5.32	5.86	1.50
297414	205 294	10	< 0.2	7.32	1300	1.5	< 2	3.20	< 0.5	10	59	78	6.76	5.52	1.78
297415	205 294	35	< 0.2	6.07	810	1.0	2	2.80	< 0.5	16	56	12	8.00	4.37	1.58
297416	205 294	< 5	< 0.2	6.36	720	1.0	2	2.90	< 0.5	18	57	11	10.80	4.07	1.74
297417	205 294	< 5	< 0.2	7.14	830	1.0	< 2	2.09	< 0.5	13	63	9	9.04	4.30	1.51
297418	205 294	< 5	< 0.2	6.26	880	1.0	2	3.98	< 0.5	17	57	38	8.18	3.93	2.22
297419	205 294	< 5	< 0.2	7.09	1340	0.5	4	3.29	< 0.5	7	58	579	7.11	5.85	1.73
297420	205 294	< 5	< 0.2	6.95	970	1.5	2	2.29	< 0.5	8	53	85	8.23	4.85	1.58
297421	205 294	< 5	< 0.2	6.96	850	1.5	2	2.14	< 0.5	10	63	66	10.30	4.35	1.67
297422	205 294	< 5	< 0.2	7.32	870	1.5	< 2	2.39	< 0.5	11	68	92	8.64	5.45	1.62
297423	205 294	< 5	< 0.2	7.37	850	1.5	4	2.22	< 0.5	17	71	88	10.20	5.00	1.81
297424	205 294	< 5	< 0.2	7.35	740	1.5	2	1.39	< 0.5	16	52	28	11.40	5.16	1.79
297425	205 294	< 5	< 0.2	6.55	640	1.0	< 2	2.26	< 0.5	7	56	3	9.14	4.74	2.09
297426	205 294	< 5	< 0.2	6.88	660	1.0	< 2	1.52	< 0.5	8	81	2	9.52	4.44	1.84
297427	205 294	< 5	< 0.2	6.90	650	1.0	2	1.44	< 0.5	8	58	2	9.75	4.72	1.95
297428	205 294	< 5	< 0.2	5.90	610	1.0	< 2	1.65	< 0.5	9	53	2	9.53	4.87	1.77
297429	205 294	< 5	< 0.2	6.51	520	1.5	< 2	2.63	< 0.5	4	52	1	9.57	4.04	2.25
297430	205 294	< 5	< 0.2	6.36	540	1.0	< 2	2.13	< 0.5	11	49	3	9.02	4.17	2.13
297431	205 294	< 5	< 0.2	6.13	610	1.0	2	2.45	< 0.5	9	51	1	7.70	4.11	2.24
297432	205 294	< 5	< 0.2	6.65	400	1.5	2	1.89	< 0.5	10	70	4	8.71	3.31	2.34
297433	205 294	< 5	< 0.2	5.82	440	1.0	< 2	2.94	< 0.5	6	53	1	8.64	3.11	2.46
297434	205 294	< 5	< 0.2	6.00	410	1.0	< 2	3.34	< 0.5	4	44	1	9.36	3.06	2.64
297435	205 294	< 5	1.8	6.57	470	1.5	2	3.96	< 0.5	5	50	21	8.13	4.04	2.46
297436	214 285	470	< 0.2	3.15	2690	< 0.5	2	0.34	1.5	5	85	118	1.31	0.91	0.18
297437	205 294	< 5	< 0.2	5.81	560	1.0	< 2	4.03	< 0.5	4	45	19	7.93	4.10	2.21
297438	205 294	10	< 0.2	6.16	620	1.0	2	3.15	< 0.5	6	52	4	7.92	4.51	1.88
297439	205 294	< 5	< 0.2	5.87	660	0.5	< 2	2.36	< 0.5	10	44	3	4.97	5.07	1.38
297440	205 294	< 5	< 0.2	6.40	770	1.0	< 2	2.62	< 0.5	10	54	3	6.17	5.48	1.54

CERTIFICATION: Haut Biedler



Chemex Labs Ltd.

Analytical Chemists * Geochemists * Registered Assayers

212 Brooksbank Ave., North Vancouver
 British Columbia, Canada V7J 2C1
 PHONE: 604-984-0221 FAX: 604-984-0218

To: PAMICON DEVELOPMENTS LIMITED
 FAIRCHILD PROJECT
 611 - 675 W. HASTINGS ST.
 VANCOUVER, BC
 V6B 1N2


Page Number :1-B
 Total Pages :3
 Certificate Date: 30-JUL-97
 Invoice No. :19733475
 P.O. Number :JZ97-7
 Account :BM W

Project : FAIRCHILD
 Comments: ATTN:MIKE STAMMERS CC:RICHARD GORTON

CERTIFICATE OF ANALYSIS A9733475

SAMPLE	PREP CODE	Mn ppm (ICP)	Mo ppm (ICP)	Na % (ICP)	Ni ppm (ICP)	P ppm (ICP)	Pb ppm AAS	Sr ppm (ICP)	Ti % (ICP)	V ppm (ICP)	W ppm (ICP)	Zn ppm (ICP)	La ppm ICP		
297401	205 294	5730	81	0.19	27	370	< 2	39	0.08	183	< 10	< 2	80		
297402	205 294	4590	39	0.20	41	390	< 2	30	0.09	201	< 10	4	60		
297403	205 294	2740	18	0.17	74	640	< 2	19	0.08	212	< 10	10	60		
297404	205 294	2480	4	0.17	84	780	< 2	16	0.14	196	< 10	12	50		
297405	205 294	2330	3	0.21	15	660	< 2	15	0.18	66	< 10	< 2	50		
297406	205 294	2790	3	0.15	12	690	< 2	16	0.16	59	< 10	< 2	50		
297407	205 294	3220	1	0.15	12	630	< 2	15	0.15	53	< 10	< 2	50		
297408	205 294	2620	2	0.16	19	650	< 2	13	0.19	64	< 10	< 2	50		
297409	205 294	2570	3	0.16	14	660	< 2	14	0.19	59	< 10	< 2	40		
297410	205 294	3410	3	0.14	15	540	< 2	18	0.13	43	< 10	16	40		
297411	205 294	2060	1	0.14	12	600	< 2	15	0.17	54	< 10	< 2	90		
297412	205 294	2130	4	0.19	20	700	< 2	19	0.12	67	< 10	< 2	60		
297413	205 294	2500	2	0.18	17	730	< 2	22	0.13	59	< 10	< 2	50		
297414	205 294	3060	7	0.17	23	720	< 2	24	0.09	77	< 10	< 2	50		
297415	205 294	2580	9	0.14	34	660	< 2	21	0.08	81	< 10	< 2	60		
297416	205 294	2530	9	0.13	50	720	< 2	18	0.08	108	< 10	< 2	50		
297417	205 294	1685	9	0.17	47	690	< 2	18	0.08	102	< 10	< 2	50		
297418	205 294	3540	14	0.17	39	600	< 2	26	0.09	122	< 10	< 2	50		
297419	205 294	2950	10	0.18	28	740	< 2	26	0.08	94	< 10	< 2	60		
297420	205 294	3200	12	0.15	19	850	< 2	20	0.10	79	< 10	< 2	70		
297421	205 294	2610	12	0.15	31	810	< 2	17	0.10	104	< 10	4	60		
297422	205 294	2290	10	0.17	24	970	< 2	19	0.09	99	< 10	< 2	60		
297423	205 294	1785	12	0.15	30	1290	< 2	19	0.12	139	< 10	2	70		
297424	205 294	1285	9	0.14	34	1330	< 2	13	0.10	146	< 10	6	60		
297425	205 294	2230	5	0.12	27	710	< 2	13	0.08	69	< 10	4	50		
297426	205 294	1370	9	0.14	31	720	< 2	11	0.10	76	< 10	< 2	50		
297427	205 294	1700	7	0.13	34	710	< 2	12	0.08	64	< 10	< 2	50		
297428	205 294	5360	6	0.10	14	660	< 2	13	0.07	55	< 10	< 2	50		
297429	205 294	3430	5	0.11	18	650	< 2	14	0.09	57	< 10	< 2	50		
297430	205 294	3250	4	0.12	27	640	< 2	13	0.07	61	< 10	< 2	40		
297431	205 294	3100	4	0.13	30	640	< 2	15	0.07	64	< 10	< 2	40		
297432	205 294	2270	11	0.14	29	690	< 2	13	0.10	111	< 10	6	50		
297433	205 294	3020	3	0.12	22	680	< 2	16	0.07	54	< 10	4	50		
297434	205 294	3300	4	0.13	23	870	< 2	16	0.06	53	< 10	2	40		
297435	205 294	3700	8	0.14	25	1130	< 2	19	0.07	70	< 10	2	50		
297436	214 285	25	118	0.05	48	1800	260	145	0.18	529	20	44	40		
297437	205 294	3920	6	0.15	19	650	< 2	18	0.06	65	< 10	< 2	30		
297438	205 294	2690	5	0.11	20	780	< 2	18	0.06	58	< 10	< 2	50		
297439	205 294	2160	1	0.11	7	570	< 2	15	0.06	47	< 10	< 2	60		
297440	205 294	2570	3	0.11	13	680	< 2	18	0.07	57	< 10	< 2	50		

CERTIFICATION: John P. Bishler



Chemex Labs Ltd.

Analytical Chemists * Geochemists * Registered Assayers
 212 Brooksbank Ave., North Vancouver
 British Columbia, Canada V7J 2C1
 PHONE: 604-984-0221 FAX: 604-984-0218

To: PAMICON DEVELOPMENTS LIMITED
 FAIRCHILD PROJECT
 611 - 675 W. HASTINGS ST.
 VANCOUVER, BC
 V6B 1N2


Page Number :2-A
 Total Pages :3
 Certificate Date: 30-JUL-97
 Invoice No. :I9733475
 P.O. Number :JZ97-7
 Account :BM W

Project: FAIRCHILD
 Comments: ATTN:MIKE STAMMERS CC:RICHARD GORTON

CERTIFICATE OF ANALYSIS A9733475

SAMPLE	PREP CODE	Au ppb FA+AA	Ag ppm AAS	Al % (ICP)	Ba ppm (ICP)	Be ppm (ICP)	Bi ppm (ICP)	Ca % (ICP)	Cd ppm (ICP)	Co ppm (ICP)	Cr ppm (ICP)	Cu ppm (ICP)	Fe % (ICP)	K % (ICP)	Mg % (ICP)
297441	205 294	< 5	< 0.2	6.33	740	1.0	< 2	2.51	< 0.5	8	52	6	5.86	5.75	1.38
297442	205 294	< 5	< 0.2	6.37	820	0.5	2	2.19	< 0.5	7	57	7	8.91	6.50	1.36
297443	205 294	< 5	< 0.2	6.77	690	1.5	< 2	1.32	< 0.5	15	65	23	13.40	5.11	1.39
297444	205 294	160	< 0.2	7.24	580	2.0	2	1.89	< 0.5	4	81	43	9.38	4.82	1.59
297445	205 294	< 5	< 0.2	5.71	660	1.0	< 2	2.66	< 0.5	3	48	9	9.90	4.55	1.88
297446	205 294	< 5	< 0.2	5.78	660	1.0	2	2.49	< 0.5	6	50	7	10.35	4.40	2.06
297447	205 294	< 5	< 0.2	6.62	750	1.5	< 2	1.76	< 0.5	4	50	5	10.15	5.05	1.61
297448	205 294	< 5	< 0.2	6.20	650	0.5	< 2	2.25	< 0.5	5	45	9	7.79	4.43	1.87
297449	205 294	< 5	< 0.2	5.20	570	0.5	< 2	4.40	< 0.5	4	36	1	8.44	3.70	2.36
297450	205 294	< 5	< 0.2	5.48	480	0.5	< 2	3.65	< 0.5	4	38	2	8.66	3.31	2.63
297451	205 294	< 5	< 0.2	5.56	470	0.5	< 2	3.31	< 0.5	4	37	2	9.89	3.16	2.64
297452	205 294	< 5	< 0.2	5.19	520	0.5	< 2	2.24	< 0.5	1	43	6	12.00	3.44	2.35
297453	205 294	< 5	< 0.2	4.95	520	0.5	2	2.60	< 0.5	5	35	1	12.95	3.38	2.82
297454	205 294	< 5	< 0.2	5.39	620	0.5	2	2.48	< 0.5	4	38	2	10.15	4.50	2.14
297455	205 294	< 5	< 0.2	5.73	630	0.5	< 2	3.01	< 0.5	3	42	1	9.59	4.49	2.42
297456	205 294	< 5	< 0.2	4.98	650	0.5	< 2	3.01	< 0.5	3	37	110	10.55	3.87	2.46
297457	205 294	< 5	< 0.2	5.05	340	0.5	< 2	2.45	< 0.5	4	35	25	12.65	2.40	2.71
297458	205 294	< 5	< 0.2	5.76	450	0.5	2	2.90	< 0.5	5	64	10	9.06	4.00	2.33
297459	205 294	< 5	< 0.2	6.76	1130	0.5	< 2	2.72	< 0.5	7	50	2	5.17	7.04	1.44
297460	205 294	< 5	< 0.2	5.81	1260	< 0.5	< 2	4.37	< 0.5	5	39	1	4.75	5.93	1.91
297461	205 294	< 5	< 0.2	5.68	1160	< 0.5	2	4.26	< 0.5	4	38	1	4.58	6.00	1.74
297462	205 294	< 5	< 0.2	5.62	1150	< 0.5	< 2	4.11	< 0.5	4	39	1	4.82	5.88	1.65
297463	205 294	< 5	< 0.2	5.93	1120	< 0.5	< 2	3.01	< 0.5	3	38	3	3.56	5.45	1.42
297464	205 294	< 5	0.4	6.78	1940	< 0.5	2	3.13	< 0.5	1	37	2	4.06	6.18	1.51
297465	205 294	< 5	< 0.2	5.88	1250	< 0.5	< 2	3.58	< 0.5	4	37	1	4.43	5.42	1.68
297466	205 294	< 5	< 0.2	6.88	190	2.0	< 2	3.05	< 0.5	7	73	317	11.15	2.33	3.01
297467	205 294	< 5	< 0.2	6.38	230	2.5	2	3.69	< 0.5	9	42	862	9.02	2.96	2.65
297468	205 294	10	< 0.2	6.60	190	2.0	< 2	3.38	< 0.5	7	46	1090	11.85	2.62	3.00
297469	205 294	5	< 0.2	6.90	410	2.0	< 2	2.81	< 0.5	6	50	708	9.83	3.68	2.60
297470	205 294	< 5	< 0.2	6.57	450	1.5	< 2	1.97	< 0.5	15	48	194	12.70	3.51	2.24
297471	205 294	< 5	< 0.2	5.43	520	1.0	< 2	2.66	< 0.5	4	43	158	11.55	3.67	2.26
297472	205 294	< 5	< 0.2	5.47	430	1.5	2	2.57	< 0.5	6	48	259	11.75	2.99	2.49
297473	205 294	< 5	< 0.2	5.99	590	0.5	< 2	3.78	< 0.5	4	49	67	6.85	4.20	2.25
297474	205 294	60	< 0.2	5.91	420	1.5	2	4.91	< 0.5	7	61	519	9.25	3.36	2.83
297475	205 294	< 5	< 0.2	6.29	630	1.0	< 2	2.65	< 0.5	5	53	115	7.24	4.29	2.13
297476	214 285	450	1.8	3.11	2620	< 0.5	2	0.32	1.5	5	82	118	1.31	0.89	0.18
297477	205 294	< 5	< 0.2	6.07	350	1.0	2	1.93	< 0.5	7	62	129	8.71	2.85	2.42
297478	205 294	< 5	< 0.2	6.99	690	1.5	< 2	1.65	< 0.5	5	71	85	7.63	4.86	1.84
297479	205 294	< 5	< 0.2	6.97	640	1.5	2	1.80	< 0.5	7	65	141	9.92	4.36	2.03
297480	205 294	< 5	< 0.2	6.45	490	1.0	< 2	2.74	< 0.5	7	79	30	7.86	3.87	2.50

CERTIFICATION: *[Signature]*



Chemex Labs Ltd.

Analytical Chemists * Geochemists * Registered Assayers
 212 Brooksbank Ave., North Vancouver
 British Columbia, Canada V7J 2C1
 PHONE: 604-984-0221 FAX: 604-984-0218

To: PAMICON DEVELOPMENTS LIMITED
 FAIRCHILD PROJECT
 611 - 675 W. HASTINGS ST.
 VANCOUVER, BC
 V6B 1N2

Page Number :2-B
 Total Pages :3
 Certificate Date: 30-JUL-97
 Invoice No. :19733475
 P.O. Number :JZ97-7
 Account :BM W

Project : FAIRCHILD
 Comments: ATTN:MIKE STAMMERS CC:RICHARD GORTON

CERTIFICATE OF ANALYSIS A9733475

SAMPLE	PREP CODE	Mn ppm (ICP)	Mo ppm (ICP)	Na % (ICP)	Ni ppm (ICP)	P ppm (ICP)	Pb ppm AAS	Sr ppm (ICP)	Ti % (ICP)	V ppm (ICP)	W ppm (ICP)	Zn ppm (ICP)	La ppm ICP		
297441	205 294	2180	4	0.12	11	820	< 2	26	0.08	66	< 10	< 2	90		
297442	205 294	3350	5	0.15	11	920	< 2	19	0.07	74	< 10	< 2	40		
297443	205 294	3470	10	0.14	25	760	< 2	16	0.06	86	< 10	< 2	50		
297444	205 294	2930	45	0.14	25	800	< 2	14	0.07	84	< 10	< 2	40		
297445	205 294	6580	4	0.10	14	760	< 2	18	0.05	59	< 10	< 2	50		
297446	205 294	5890	6	0.12	20	810	< 2	19	0.06	63	< 10	< 2	70		
297447	205 294	2920	7	0.13	21	870	< 2	17	0.06	76	< 10	< 2	40		
297448	205 294	2200	16	0.14	20	770	< 2	18	0.09	58	< 10	< 2	90		
297449	205 294	4840	3	0.10	8	520	< 2	21	0.07	45	< 10	< 2	50		
297450	205 294	3560	2	0.11	16	560	< 2	20	0.06	45	< 10	< 2	70		
297451	205 294	3640	4	0.12	17	680	< 2	19	0.05	51	< 10	< 2	50		
297452	205 294	7600	3	0.09	12	630	< 2	13	0.05	50	< 10	< 2	40		
297453	205 294	9460	4	0.09	16	610	< 2	12	0.04	40	< 10	< 2	40		
297454	205 294	6210	4	0.11	15	630	< 2	15	0.06	51	< 10	< 2	30		
297455	205 294	5690	3	0.11	20	650	< 2	20	0.06	64	< 10	< 2	40		
297456	205 294	8960	16	0.09	14	610	< 2	18	0.05	67	< 10	< 2	10		
297457	205 294	7640	4	0.08	21	720	< 2	14	0.05	78	< 10	< 2	30		
297458	205 294	4570	12	0.11	18	660	< 2	17	0.06	53	< 10	< 2	40		
297459	205 294	2090	3	0.17	11	640	< 2	24	0.08	67	< 10	< 2	30		
297460	205 294	3270	2	0.17	4	620	< 2	37	0.10	47	< 10	< 2	30		
297461	205 294	3170	1	0.17	4	570	< 2	32	0.09	45	< 10	< 2	20		
297462	205 294	3310	2	0.15	3	590	< 2	29	0.05	44	< 10	< 2	10		
297463	205 294	2020	2	0.15	1	730	< 2	25	0.07	41	< 10	< 2	20		
297464	205 294	2250	1	0.18	3	730	< 2	38	0.08	47	< 10	< 2	20		
297465	205 294	2700	1	0.17	3	660	< 2	30	0.07	43	< 10	< 2	40		
297466	205 294	3300	8	0.13	37	520	< 2	15	0.14	224	< 10	10	40		
297467	205 294	3290	6	0.14	48	360	< 2	14	0.12	357	< 10	20	10		
297468	205 294	3130	2	0.14	75	330	< 2	14	0.15	392	< 10	28	10		
297469	205 294	4050	12	0.15	38	570	< 2	13	0.13	244	< 10	30	40		
297470	205 294	4680	19	0.12	37	930	< 2	14	0.17	157	< 10	16	50		
297471	205 294	8180	13	0.10	18	550	< 2	15	0.07	87	< 10	10	30		
297472	205 294	6690	8	0.11	26	670	< 2	16	0.08	94	< 10	18	20		
297473	205 294	3640	51	0.15	21	740	< 2	21	0.07	63	< 10	2	50		
297474	205 294	5190	29	0.15	31	660	< 2	25	0.08	128	< 10	4	40		
297475	205 294	2630	9	0.14	22	730	< 2	18	0.08	72	< 10	< 2	50		
297476	214 285	30	116	0.03	49	1790	240	141	0.16	528	20	42	40		
297477	205 294	1885	9	0.12	40	600	< 2	11	0.13	130	< 10	6	40		
297478	205 294	1300	27	0.17	33	690	< 2	12	0.09	90	< 10	2	70		
297479	205 294	1545	13	0.17	35	700	< 2	11	0.10	96	< 10	< 2	50		
297480	205 294	2500	6	0.14	37	850	< 2	12	0.09	67	< 10	2	40		

CERTIFICATION: _____



Chemex Labs Ltd.

Analytical Chemists * Geochemists * Registered Assayers
 212 Brooksbank Ave., North Vancouver
 British Columbia, Canada V7J 2C1
 PHONE: 604-984-0221 FAX: 604-984-0218

To: PAMICON DEVELOPMENTS LIMITED
 FAIRCHILD PROJECT
 611 - 675 W. HASTINGS ST.
 VANCOUVER, BC
 V6B 1N2


Page Number :3-A
 Total Pages :3
 Certificate Date: 30-JUL-97
 Invoice No. :I9733475
 P.O. Number :JZ97-7
 Account :BM W

Project : FAIRCHILD
 Comments: ATTN:MIKE STAMMERS CC:RICHARD GORTON

CERTIFICATE OF ANALYSIS A9733475

SAMPLE	PREP CODE	Au ppb FA+AA	Ag ppm AAS	Al % (ICP)	Ba ppm (ICP)	Be ppm (ICP)	Bi ppm (ICP)	Ca % (ICP)	Cd ppm (ICP)	Co ppm (ICP)	Cr ppm (ICP)	Cu ppm (ICP)	Fe % (ICP)	K % (ICP)	Mg % (ICP)
297481	205 294	< 5	< 0.2	7.49	790	1.5	< 2	2.61	< 0.5	7	75	69	7.72	5.22	2.32
297482	205 294	< 5	< 0.2	6.18	780	0.5	< 2	2.97	< 0.5	6	47	10	6.80	4.78	2.13
297483	205 294	< 5	< 0.2	6.67	160	1.5	< 2	4.72	< 0.5	25	75	150	8.66	1.54	3.78
297484	205 294	< 5	< 0.2	6.20	300	1.5	< 2	4.93	< 0.5	7	77	826	8.12	2.78	3.67
297485	205 294	25	< 0.2	6.02	970	1.5	< 2	3.80	< 0.5	22	72	121	9.56	3.98	2.79
297486	205 294	< 5	< 0.2	7.61	600	2.0	< 2	1.42	< 0.5	16	75	59	9.61	4.69	1.90
297487	205 294	< 5	< 0.2	7.55	440	2.0	< 2	1.61	< 0.5	31	72	31	10.80	4.04	2.36
297488	205 294	< 5	< 0.2	5.74	570	0.5	< 2	3.16	< 0.5	25	52	7	7.96	4.35	2.35
297489	205 294	< 5	1.0	5.53	310	0.5	< 2	2.78	< 0.5	94	47	17	7.32	3.89	2.10
297490	205 294	< 5	< 0.2	5.72	490	0.5	< 2	2.07	< 0.5	31	43	4	6.15	3.95	1.90
297491	205 294	< 5	< 0.2	5.25	510	0.5	< 2	3.04	< 0.5	22	48	47	6.73	3.85	2.35
297492	205 294	< 5	< 0.2	6.80	440	2.0	< 2	2.13	< 0.5	10	67	10	5.14	4.56	1.95
297493	205 294	< 5	< 0.2	7.09	440	2.0	< 2	2.18	< 0.5	7	69	1	4.24	4.85	1.79
297494	205 294	< 5	< 0.2	6.15	260	1.5	< 2	2.29	< 0.5	11	50	3	8.56	3.02	2.34
297495	205 294	< 5	< 0.2	5.60	120	0.5	< 2	2.78	< 0.5	22	37	1	13.20	0.95	3.41
297496	205 294	< 5	< 0.2	5.88	410	0.5	< 2	3.17	< 0.5	16	42	4	9.31	3.18	2.66
297497	205 294	330	< 0.2	5.71	320	0.5	< 2	3.96	< 0.5	58	51	10	8.62	4.31	2.31
297498	205 294	< 5	< 0.2	6.58	950	0.5	< 2	2.34	< 0.5	12	45	4	9.44	5.03	1.90
297499	205 294	< 5	< 0.2	7.36	1110	1.0	< 2	2.05	< 0.5	6	53	45	8.00	5.50	2.08
297500	205 294	< 5	< 0.2	6.42	440	1.5	< 2	2.86	< 0.5	8	48	60	9.42	3.61	2.47
297501	205 294	< 5	< 0.2	7.18	390	2.0	< 2	0.46	< 0.5	6	66	105	8.15	3.69	1.65
297502	205 294	< 5	< 0.2	7.39	990	1.0	< 2	0.96	< 0.5	2	71	22	3.89	6.13	1.18
297503	205 294	< 5	< 0.2	6.37	890	0.5	< 2	2.00	< 0.5	1	44	46	3.73	5.83	1.43
297504	205 294	< 5	< 0.2	7.16	980	0.5	< 2	0.68	< 0.5	7	69	156	3.47	6.50	0.93

CERTIFICATION: _____



Chemex Labs Ltd.

Analytical Chemists * Geochemists * Registered Assayers
 212 Brooksbank Ave., North Vancouver
 British Columbia, Canada V7J 2C1
 PHONE: 604-984-0221 FAX: 604-984-0218

To: PAMICON DEVELOPMENTS LIMITED
 FAIRCHILD PROJECT
 611 - 675 W. HASTINGS ST.
 VANCOUVER, BC
 V6B 1N2

Page Number :3-B
 Total Pages :3
 Certificate Date: 30-JUL-97
 Invoice No. :19733475
 P.O. Number :JZ97-7
 Account :BM W

Project: FAIRCHILD
 Comments: ATTN:MIKE STAMMERS CC:RICHARD GORTON

CERTIFICATE OF ANALYSIS A9733475

SAMPLE	PREP CODE	Mn ppm (ICP)	Mo ppm (ICP)	Na % (ICP)	Ni ppm (ICP)	P ppm (ICP)	Pb ppm AAS	Sr ppm (ICP)	Ti % (ICP)	V ppm (ICP)	W ppm (ICP)	Zn ppm (ICP)	La ppm ICP		
297481	205 294	1620	4	0.18	44	450	< 2	14	0.11	156	< 10	< 2	30		
297482	205 294	2750	5	0.16	30	670	< 2	17	0.10	68	< 10	2	80		
297483	205 294	2650	4	0.78	85	250	< 2	22	0.15	242	< 10	22	10		
297484	205 294	2910	3	0.15	59	270	< 2	18	0.10	228	< 10	14	10		
297485	205 294	3220	114	0.15	34	380	< 2	28	0.08	205	< 10	16	30		
297486	205 294	1590	11	0.17	56	680	< 2	11	0.17	176	< 10	16	10		
297487	205 294	1305	9	0.14	69	530	< 2	13	0.24	237	< 10	10	160		
297488	205 294	2570	6	0.14	24	740	< 2	20	0.13	71	< 10	4	60		
297489	205 294	1775	7	0.12	40	990	< 2	17	0.11	57	< 10	14	80		
297490	205 294	1310	8	0.10	30	650	< 2	13	0.12	56	< 10	8	20		
297491	205 294	1945	4	0.12	33	720	< 2	21	0.11	63	< 10	4	10		
297492	205 294	1135	1	0.13	16	780	< 2	14	0.19	61	< 10	< 2	20		
297493	205 294	1085	1	0.12	8	780	< 2	12	0.19	63	< 10	< 2	30		
297494	205 294	3080	2	0.10	21	650	< 2	11	0.14	54	< 10	2	20		
297495	205 294	3960	3	0.11	48	560	< 2	11	0.09	47	< 10	10	20		
297496	205 294	3190	5	0.13	31	680	< 2	16	0.11	49	< 10	6	50		
297497	205 294	3850	18	0.13	32	790	< 2	22	0.10	47	< 10	2	40		
297498	205 294	2630	7	0.14	25	680	< 2	17	0.11	55	< 10	4	60		
297499	205 294	3270	1	0.14	25	760	< 2	16	0.14	70	< 10	2	40		
297500	205 294	3130	3	0.11	37	580	< 2	13	0.17	109	< 10	12	40		
297501	205 294	435	2	0.09	39	770	< 2	7	0.25	187	< 10	2	140		
297502	205 294	850	1	0.14	18	810	< 2	10	0.15	64	< 10	2	10		
297503	205 294	1790	1	0.13	13	680	< 2	12	0.10	43	< 10	2	10		
297504	205 294	550	1	0.14	13	730	< 2	9	0.20	62	< 10	< 2	30		

CERTIFICATION: _____



Chemex Labs Ltd.

Analytical Chemists * Geochemists * Registered Assayers
 212 Brooksbank Ave., North Vancouver
 British Columbia, Canada V7J 2C1
 PHONE: 604-984-0221 FAX: 604-984-0218

To: PAMICON DEVELOPMENTS LIMITED
 FAIRCHILD PROJECT
 611 - 675 W. HASTINGS ST.
 VANCOUVER, BC
 V6B 1N2

A9736230

Comments: ATTN:MIKE STAMMERS CC:RICHARD GORTON

HOLE # JZ97-7

CERTIFICATE **A9736230**

(BM W) - PAMICON DEVELOPMENTS LIMITED

Project: FAIRCHILD
 P.O.#: JZ97-7


Samples submitted to our lab in Vancouver, BC.
 This report was printed on 16-AUG-97.

SAMPLE PREPARATION		
CHEMEX CODE	NUMBER SAMPLES	DESCRIPTION
205	52	Geochem ring to approx 150 mesh
294	52	4-7 Kg crush and split
3202	52	Rock - save entire reject
214	1	Rcvd as pulp; mesh size checked
285	53	ICP - HF digestion charge

* NOTE 1:

The 32 element ICP package is suitable for trace metals in soil and rock samples. Elements for which the nitric-aqua regia digestion is possibly incomplete are: Al, Ba, Be, Ca, Cr, Ga, K, La, Mg, Na, Sr, Ti, Tl, W.

ANALYTICAL PROCEDURES					
CHEMEX CODE	NUMBER SAMPLES	DESCRIPTION	METHOD	DETECTION LIMIT	UPPER LIMIT
983	53	Au ppb: Fuse 30 g sample	FA-AAS	5	10000
578	53	Ag ppm: 24 element, rock & core	AAS	0.2	100.0
573	53	Al %: 24 element, rock & core	ICP-AES	0.01	25.0
565	53	Ba ppm: 24 element, rock & core	ICP-AES	10	10000
575	53	Be ppm: 24 element, rock & core	ICP-AES	0.5	1000
561	53	Bi ppm: 24 element, rock & core	ICP-AES	2	10000
576	53	Ca %: 24 element, rock & core	ICP-AES	0.01	25.0
562	53	Cd ppm: 24 element, rock & core	ICP-AES	0.5	500
563	53	Co ppm: 24 element, rock & core	ICP-AES	1	10000
569	53	Cr ppm: 24 element, rock & core	ICP-AES	1	10000
577	53	Cu ppm: 24 element, rock & core	ICP-AES	1	10000
566	53	Fe %: 24 element, rock & core	ICP-AES	0.01	25.0
584	53	K %: 24 element, rock & core	ICP-AES	0.01	10.00
570	53	Mg %: 24 element, rock & core	ICP-AES	0.01	15.00
568	53	Mn ppm: 24 element, rock & core	ICP-AES	5	10000
554	53	Mo ppm: 24 element, rock & core	ICP-AES	1	10000
583	53	Na %: 24 element, rock & core	ICP-AES	0.01	10.00
564	53	Ni ppm: 24 element, rock & core	ICP-AES	1	10000
559	53	P ppm: 24 element, rock & core	ICP-AES	10	10000
560	53	Pb ppm: 24 element, rock & core	AAS	2	10000
582	53	Sr ppm: 24 element, rock & core	ICP-AES	1	10000
579	53	Ti %: 24 element, rock & core	ICP-AES	0.01	10.00
572	53	V ppm: 24 element, rock & core	ICP-AES	1	10000
556	53	W ppm: 24 element, rock & core	ICP-AES	10	10000
558	53	Zn ppm: 24 element, rock & core	ICP-AES	2	10000
1006	53	La ppm: 20 element, rock ID	ICP-AES	10	10000



Chemex Labs Ltd.

Analytical Chemists * Geochemists * Registered Assayers

212 Brooksbank Ave., North Vancouver
British Columbia, Canada V7J 2C1
PHONE: 604-984-0221 FAX: 604-984-0218

To: PAMICON DEVELOPMENTS LIMITED
FAIRCHILD PROJECT
611 - 675 W. HASTINGS ST.
VANCOUVER, BC
V6B 1N2

Page Number :1-A
Total Pages :2
Certificate Date: 16-AUG-97
Invoice No. : I9736230
P.O. Number : JZ97-7
Account : BM W


Project : FAIRCHILD
Comments: ATTN:MIKE STAMMERS CC:RICHARD GORTON

CERTIFICATE OF ANALYSIS A9736230

SAMPLE	PREP CODE	Au ppb FA+AA	Ag ppm AAS	Al % (ICP)	Ba ppm (ICP)	Be ppm (ICP)	Bi ppm (ICP)	Ca % (ICP)	Cd ppm (ICP)	Co ppm (ICP)	Cr ppm (ICP)	Cu ppm (ICP)	Fe % (ICP)	K % (ICP)	Mg % (ICP)
297505	205 294	< 5	< 0.2	7.20	1000	1.5	< 2	0.61	< 0.5	9	82	34	3.13	7.01	0.76
297506	205 294	< 5	< 0.2	5.30	780	0.5	< 2	2.02	< 0.5	4	48	23	4.90	5.42	1.33
297507	205 294	< 5	< 0.2	5.37	890	0.5	< 2	2.18	< 0.5	4	51	41	4.36	5.81	1.19
297508	205 294	< 5	< 0.2	5.70	750	0.5	< 2	2.13	< 0.5	6	59	6	6.50	4.62	1.74
297509	205 294	< 5	< 0.2	5.02	700	0.5	< 2	3.03	< 0.5	4	44	7	4.79	4.59	1.85
297510	205 294	< 5	< 0.2	5.36	860	0.5	< 2	2.53	< 0.5	2	43	9	3.30	5.38	1.38
297511	205 294	< 5	< 0.2	5.63	810	0.5	< 2	1.88	< 0.5	2	69	36	4.03	5.66	1.09
297512	205 294	< 5	< 0.2	4.64	820	0.5	< 2	2.63	< 0.5	2	62	294	5.56	4.78	1.40
297513	205 294	< 5	< 0.2	5.05	560	0.5	< 2	2.41	< 0.5	8	60	175	7.60	3.57	2.00
297514	205 294	< 5	< 0.2	5.45	490	0.5	< 2	2.23	< 0.5	7	62	192	8.75	3.74	2.02
297515	205 294	< 5	< 0.2	6.44	690	1.5	< 2	1.05	< 0.5	8	81	25	8.24	4.39	1.62
297516	205 294	< 5	< 0.2	5.63	630	1.0	< 2	2.61	< 0.5	6	60	178	7.64	3.40	2.08
297517	205 294	< 5	< 0.2	5.97	1170	1.0	< 2	1.93	< 0.5	1	80	795	6.64	4.63	1.68
297518	205 294	< 5	< 0.2	6.72	1610	1.5	< 2	1.00	< 0.5	3	84	193	5.18	5.60	1.29
297519	205 294	< 5	< 0.2	7.33	1330	2.0	< 2	0.93	< 0.5	5	94	509	6.02	5.19	1.49
297520	205 294	< 5	< 0.2	6.62	780	1.5	< 2	1.32	< 0.5	7	78	317	8.06	4.07	1.90
297521	205 294	< 5	< 0.2	5.78	600	1.0	2	2.41	< 0.5	5	55	49	6.93	4.08	2.02
297522	205 294	< 5	< 0.2	5.92	970	0.5	< 2	2.53	< 0.5	9	66	258	3.55	5.87	1.35
297523	205 294	< 5	< 0.2	5.80	950	0.5	< 2	3.20	< 0.5	6	56	56	4.05	5.34	1.94
297524	205 294	< 5	< 0.2	5.96	930	0.5	8	3.10	< 0.5	8	63	226	7.68	4.05	2.52
297525	205 294	< 5	< 0.2	6.16	840	0.5	2	2.27	< 0.5	6	67	146	6.00	4.95	1.75
297526	205 294	5	< 0.2	5.93	700	1.0	2	3.52	< 0.5	7	72	470	6.98	4.62	2.30
297527	205 294	5	< 0.2	5.84	650	1.0	< 2	3.82	< 0.5	1	80	156	8.16	4.63	2.24
297528	205 294	< 5	< 0.2	5.47	700	1.0	< 2	3.34	< 0.5	< 1	53	107	9.35	4.64	1.74
297529	205 294	< 5	< 0.2	5.56	640	1.0	< 2	3.20	< 0.5	4	79	732	8.85	4.79	1.75
297530	205 294	< 5	< 0.2	5.32	680	1.0	< 2	4.29	< 0.5	3	47	212	7.24	4.15	1.90
297531	205 294	< 5	< 0.2	6.19	520	1.5	2	2.31	< 0.5	5	80	196	9.93	4.25	1.88
297532	205 294	< 5	< 0.2	7.48	920	2.0	< 2	2.64	< 0.5	7	48	16	5.88	5.91	1.83
297533	205 294	< 5	< 0.2	6.84	1260	0.5	< 2	3.04	< 0.5	< 1	69	8	5.47	6.18	1.73
297534	205 294	< 5	< 0.2	8.20	1400	2.0	< 2	1.46	< 0.5	9	87	4	4.83	6.71	1.42
297535	205 294	< 5	< 0.2	8.63	1290	2.5	< 2	2.01	< 0.5	10	91	5	6.20	5.15	1.73
297536	214 285	420	2.0	3.19	2780	0.5	< 2	0.32	< 0.5	3	85	117	1.26	0.95	0.19
297537	205 294	< 5	< 0.2	7.42	1340	1.5	2	2.67	< 0.5	7	62	90	6.07	6.04	1.81
297538	205 294	< 5	< 0.2	5.67	1220	0.5	< 2	3.43	< 0.5	6	58	4	9.42	5.44	1.51
297539	205 294	< 5	< 0.2	9.60	1440	3.0	< 2	1.18	< 0.5	2	72	11	5.50	6.80	1.39
297540	205 294	< 5	< 0.2	6.49	1090	1.0	< 2	1.70	< 0.5	7	74	3	5.10	4.97	1.39
297541	205 294	< 5	< 0.2	6.18	1530	0.5	< 2	3.81	< 0.5	6	39	7	3.97	6.39	1.87
297542	205 294	< 5	< 0.2	7.18	1490	1.0	< 2	2.62	< 0.5	4	68	3	5.10	6.50	1.54
297543	205 294	10	< 0.2	5.62	1060	0.5	< 2	4.63	< 0.5	4	49	4	6.24	5.18	2.28
297544	205 294	< 5	< 0.2	7.86	1060	1.5	< 2	1.77	< 0.5	5	74	4	7.13	6.14	1.89

CERTIFICATION:

Handwritten signature



Chemex Labs Ltd.

Analytical Chemists * Geochemists * Registered Assayers
212 Brooksbank Ave., North Vancouver
British Columbia, Canada V7J 2C1
PHONE: 604-984-0221 FAX: 604-984-0218

To: PAMICON DEVELOPMENTS LIMITED
FAIRCHILD PROJECT
611 - 675 W. HASTINGS ST.
VANCOUVER, BC
V6B 1N2

Page Number :1-B
Total Pages :2
Certificate Date: 16-AUG-97
Invoice No. :19736230
P.O. Number :JZ97-7
Account :BM W

Project : FAIRCHILD
Comments: ATTN:MIKE STAMMERS CC:RICHARD GORTON

CERTIFICATE OF ANALYSIS A9736230

SAMPLE	PREP CODE	Mn ppm (ICP)	Mo ppm (ICP)	Na % (ICP)	Ni ppm (ICP)	P ppm (ICP)	Pb ppm AAS	Sr ppm (ICP)	Ti % (ICP)	V ppm (ICP)	W ppm (ICP)	Zn ppm (ICP)	La ppm ICP		
297505	205 294	460	< 1	0.21	8	700	< 2	11	0.22	61	10	8	50		
297506	205 294	1935	< 1	0.15	5	580	< 2	12	0.14	44	10	10	50		
297507	205 294	1770	< 1	0.16	5	550	< 2	15	0.10	44	< 10	8	60		
297508	205 294	1685	< 1	0.16	23	590	< 2	14	0.13	61	< 10	12	50		
297509	205 294	2580	< 1	0.13	6	540	< 2	16	0.13	43	< 10	10	60		
297510	205 294	2300	< 1	0.15	8	540	< 2	18	0.14	41	10	8	40		
297511	205 294	1680	< 1	0.17	4	550	< 2	13	0.12	52	< 10	8	30		
297512	205 294	2320	< 1	0.16	5	560	< 2	16	0.10	39	10	10	40		
297513	205 294	2520	< 1	0.17	22	620	< 2	15	0.07	44	10	14	40		
297514	205 294	1555	< 1	0.17	26	640	< 2	15	0.06	58	10	16	60		
297515	205 294	950	< 1	0.21	32	630	< 2	11	0.13	71	< 10	16	40		
297516	205 294	2980	< 1	0.21	22	590	< 2	16	0.12	49	< 10	18	50		
297517	205 294	1920	11	0.18	22	1060	< 2	22	0.09	74	< 10	14	40		
297518	205 294	900	14	0.17	19	980	< 2	26	0.12	72	< 10	12	30		
297519	205 294	890	1	0.19	27	970	< 2	24	0.12	91	10	14	30		
297520	205 294	1800	3	0.20	33	860	< 2	16	0.08	78	< 10	16	50		
297521	205 294	3100	< 1	0.14	24	920	< 2	18	0.11	60	< 10	14	40		
297522	205 294	2450	< 1	0.15	2	770	< 2	22	0.12	64	< 10	8	10		
297523	205 294	2870	< 1	0.14	7	630	< 2	26	0.10	56	< 10	12	10		
297524	205 294	2770	2	0.22	32	1020	< 2	25	0.08	66	< 10	18	50		
297525	205 294	1975	< 1	0.17	29	850	< 2	20	0.06	55	< 10	14	50		
297526	205 294	3270	8	0.22	28	820	< 2	24	0.09	74	< 10	16	40		
297527	205 294	3400	7	0.20	19	830	< 2	25	0.09	81	10	24	50		
297528	205 294	5850	5	0.14	16	800	< 2	25	0.07	74	10	10	60		
297529	205 294	5240	5	0.20	26	810	< 2	22	0.09	68	< 10	12	50		
297530	205 294	6220	3	0.18	13	750	< 2	27	0.07	54	< 10	10	60		
297531	205 294	3880	6	0.17	43	750	< 2	15	0.11	84	10	14	90		
297532	205 294	3020	< 1	0.20	16	610	< 2	15	0.16	73	10	12	10		
297533	205 294	2640	< 1	0.22	11	530	< 2	17	0.14	74	< 10	10	20		
297534	205 294	1405	< 1	0.23	31	820	< 2	14	0.21	80	< 10	10	40		
297535	205 294	1925	< 1	0.26	38	810	< 2	15	0.23	82	< 10	14	60		
297536	214 285	25	121	0.08	50	1980	250	151	0.18	574	30	52	40		
297537	205 294	2770	< 1	0.23	30	700	< 2	16	0.17	75	< 10	12	50		
297538	205 294	3730	< 1	0.19	16	700	< 2	21	0.17	161	< 10	12	60		
297539	205 294	1055	< 1	0.30	33	530	< 2	13	0.25	73	10	12	40		
297540	205 294	1625	< 1	0.17	36	640	< 2	12	0.14	62	< 10	12	30		
297541	205 294	2820	< 1	0.21	10	670	< 2	22	0.13	61	< 10	8	20		
297542	205 294	2000	< 1	0.22	15	680	< 2	17	0.15	77	< 10	10	40		
297543	205 294	4280	< 1	0.18	15	610	< 2	25	0.11	75	< 10	12	150		
297544	205 294	1390	< 1	0.24	34	670	< 2	13	0.17	67	< 10	16	30		

CERTIFICATION: John A. Pancher



Chemex Labs Ltd.

Analytical Chemists * Geochemists * Registered Assayers

212 Brooksbank Ave., North Vancouver
British Columbia, Canada V7J 2C1
PHONE: 604-984-0221 FAX: 604-984-0218

To: PAMICON DEVELOPMENTS LIMITED
FAIRCHILD PROJECT
611 - 675 W. HASTINGS ST.
VANCOUVER, BC
V6B 1N2

Page Number :2-A
Total Pages :2
Certificate Date: 16-AUG-97
Invoice No. : I9736230
P.O. Number : JZ97-7
Account : BM W

Project : FAIRCHILD
Comments: ATTN:MIKE STAMMERS CC:RICHARD GORTON

CERTIFICATE OF ANALYSIS A9736230

SAMPLE	PREP CODE	Au ppb FA+AA	Ag ppm AAS	Al % (ICP)	Ba ppm (ICP)	Be ppm (ICP)	Bi ppm (ICP)	Ca % (ICP)	Cd ppm (ICP)	Co ppm (ICP)	Cr ppm (ICP)	Cu ppm (ICP)	Fe % (ICP)	K % (ICP)	Mg % (ICP)
297545	205 294	< 5	< 0.2	6.96	930	1.5	< 2	2.37	< 0.5	1	80	3	7.75	5.11	1.78
297546	205 294	< 5	< 0.2	7.55	1220	1.0	< 2	2.28	< 0.5	7	91	5	7.06	6.01	1.73
297547	205 294	< 5	< 0.2	6.43	1270	0.5	4	3.12	< 0.5	5	56	36	5.48	6.01	1.64
297548	205 294	< 5	< 0.2	6.74	1190	0.5	< 2	3.02	< 0.5	12	58	6	6.44	6.53	1.53
297549	205 294	< 5	< 0.2	6.57	990	1.0	2	2.03	< 0.5	5	73	6	6.91	5.35	1.37
297550	205 294	< 5	< 0.2	6.67	1380	0.5	< 2	3.13	< 0.5	5	45	7	6.04	7.07	1.43
297551	205 294	< 5	< 0.2	6.55	660	1.5	2	3.30	< 0.5	31	72	4	7.42	4.42	2.19
297552	205 294	< 5	< 0.2	6.86	1040	1.5	< 2	2.49	< 0.5	43	76	543	6.11	5.68	1.78
297553	205 294	5	< 0.2	5.99	830	2.0	6	3.63	< 0.5	9	71	3550	5.54	5.27	2.15
297554	205 294	185	1.0	6.31	650	1.5	< 2	4.03	< 0.5	225	94	8650	4.85	5.14	2.09
297555	205 294	10	< 0.2	6.99	420	2.5	< 2	0.63	< 0.5	171	95	332	2.13	3.75	1.24
297556	205 294	10	< 0.2	6.54	300	2.0	< 2	2.65	< 0.5	11	79	131	2.40	3.50	2.00
297557	205 294	< 5	< 0.2	6.87	390	2.5	< 2	1.61	< 0.5	17	92	393	2.12	3.70	1.67

CERTIFICATION: H. B. B. B.



Chemex Labs Ltd.

Analytical Chemists * Geochemists * Registered Assayers

212 Brooksbank Ave., North Vancouver
British Columbia, Canada V7J 2C1
PHONE: 604-984-0221 FAX: 604-984-0218

To: PAMICON DEVELOPMENTS LIMITED
FAIRCHILD PROJECT
611 - 675 W. HASTINGS ST.
VANCOUVER, BC
V6B 1N2

Page Number :2-B
Total Pages :2
Certificate Date: 16-AUG-97
Invoice No. :19736230
P.O. Number :JZ97-7
Account :BM W

Project : FAIRCHILD
Comments: ATTN:MIKE STAMMERS CC:RICHARD GORTON

CERTIFICATE OF ANALYSIS A9736230

SAMPLE	PREP CODE	Mn ppm (ICP)	Mo ppm (ICP)	Na % (ICP)	Ni ppm (ICP)	P ppm (ICP)	Pb ppm AAS	Sr ppm (ICP)	Ti % (ICP)	V ppm (ICP)	W ppm (ICP)	Zn ppm (ICP)	La ppm ICP		
297545	205 294	2080	< 1	0.23	21	660	< 2	15	0.17	73	10	14	40		
297546	205 294	1690	< 1	0.26	17	690	< 2	17	0.20	88	< 10	14	60		
297547	205 294	2780	< 1	0.23	7	560	< 2	21	0.11	57	< 10	12	50		
297548	205 294	2550	< 1	0.23	10	660	< 2	19	0.11	83	< 10	12	60		
297549	205 294	1580	2	0.21	13	800	< 2	16	0.10	84	< 10	12	60		
297550	205 294	2530	1	0.26	7	630	< 2	20	0.12	72	< 10	10	60		
297551	205 294	3550	6	0.19	28	820	< 2	20	0.11	95	< 10	12	50		
297552	205 294	5180	10	0.27	19	890	< 2	24	0.12	101	< 10	12	40		
297553	205 294	5700	5	0.19	21	660	< 2	31	0.10	80	< 10	18	20		
297554	205 294	4080	8	0.22	33	840	< 2	24	0.11	87	< 10	28	60		
297555	205 294	620	< 1	0.18	35	240	< 2	13	0.20	64	< 10	10	40		
297556	205 294	1970	< 1	0.14	14	290	< 2	16	0.19	66	< 10	10	40		
297557	205 294	1240	< 1	0.16	19	240	4	14	0.20	69	< 10	12	40		

CERTIFICATION: Richard Gorton



Chemex Labs Ltd.

Analytical Chemists * Geochemists * Registered Assayers
212 Brooksbank Ave., North Vancouver
British Columbia, Canada V7J 2C1
PHONE: 604-984-0221 FAX: 604-984-0218

To: PAMICON DEVELOPMENTS LIMITED
FAIRCHILD PROJECT
611 - 675 W. HASTINGS ST.
VANCOUVER, BC
V6B 1N2

HOLE # JZ97-8 A9736237

Comments: ATTN:MIKE STAMMERS CC:RICHARD GORTON

CERTIFICATE

A9736237

(BM W) - PAMICON DEVELOPMENTS LIMITED

Project: FAIRCHILD
P.O.#: JZ97-8

Samples submitted to our lab in Vancouver, BC.
This report was printed on 16-AUG-97.

SAMPLE PREPARATION

CHEMEX CODE	NUMBER SAMPLES	DESCRIPTION
205	111	Geochem ring to approx 150 mesh
294	111	4-7 Kg crush and split
3202	111	Rock - save entire reject
214	2	Rcvd as pulp; mesh size checked
285	112	ICP - HF digestion charge

* NOTE 1:

The 32 element ICP package is suitable for trace metals in soil and rock samples. Elements for which the nitric-aqua regia digestion is possibly incomplete are: Al, Ba, Be, Ca, Cr, Ga, K, La, Mg, Na, Sr, Ti, Tl, W.

ANALYTICAL PROCEDURES

CHEMEX CODE	NUMBER SAMPLES	DESCRIPTION	METHOD	DETECTION LIMIT	UPPER LIMIT
983	112	Au ppb: Fuse 30 g sample	FA-AAS	5	10000
578	112	Ag ppm: 24 element, rock & core	AAS	0.2	100.0
573	112	Al %: 24 element, rock & core	ICP-AES	0.01	25.0
565	112	Ba ppm: 24 element, rock & core	ICP-AES	10	10000
575	112	Be ppm: 24 element, rock & core	ICP-AES	0.5	1000
561	112	Bi ppm: 24 element, rock & core	ICP-AES	2	10000
576	112	Ca %: 24 element, rock & core	ICP-AES	0.01	25.0
562	112	Cd ppm: 24 element, rock & core	ICP-AES	0.5	500
563	112	Co ppm: 24 element, rock & core	ICP-AES	1	10000
569	112	Cr ppm: 24 element, rock & core	ICP-AES	1	10000
577	112	Cu ppm: 24 element, rock & core	ICP-AES	1	10000
566	112	Fe %: 24 element, rock & core	ICP-AES	0.01	25.0
584	112	K %: 24 element, rock & core	ICP-AES	0.01	10.00
570	112	Mg %: 24 element, rock & core	ICP-AES	0.01	15.00
568	112	Mn ppm: 24 element, rock & core	ICP-AES	5	10000
554	112	Mo ppm: 24 element, rock & core	ICP-AES	1	10000
583	112	Na %: 24 element, rock & core	ICP-AES	0.01	10.00
564	112	Ni ppm: 24 element, rock & core	ICP-AES	1	10000
559	112	P ppm: 24 element, rock & core	ICP-AES	10	10000
560	112	Pb ppm: 24 element, rock & core	AAS	2	10000
582	112	Sr ppm: 24 element, rock & core	ICP-AES	1	10000
579	112	Ti %: 24 element, rock & core	ICP-AES	0.01	10.00
572	112	V ppm: 24 element, rock & core	ICP-AES	1	10000
556	112	W ppm: 24 element, rock & core	ICP-AES	10	10000
558	112	Zn ppm: 24 element, rock & core	ICP-AES	2	10000
1006	112	La ppm: 20 element, rock ID	ICP-AES	10	10000



Chemex Labs Ltd.

Analytical Chemists * Geochemists * Registered Assayers
 212 Brooksbank Ave., North Vancouver
 British Columbia, Canada V7J 2C1
 PHONE: 604-984-0221 FAX: 604-984-0218

To: PAMICON DEVELOPMENTS LIMITED
 FAIRCHILD PROJECT
 611 - 675 W. HASTINGS ST.
 VANCOUVER, BC
 V6B 1N2

Page Number :1-A
 Total Pages :3
 Certificate Date: 16-AUG-97
 Invoice No. :19736237
 P.O. Number :JZ97-8
 Account :BM W

Project : FAIRCHILD
 Comments: ATTN:MIKE STAMMERS CC:RICHARD GORTON

CERTIFICATE OF ANALYSIS A9736237

SAMPLE	PREP CODE	Au ppb FA+AA	Ag ppm AAS	Al % (ICP)	Ba ppm (ICP)	Be ppm (ICP)	Bi ppm (ICP)	Ca % (ICP)	Cd ppm (ICP)	Co ppm (ICP)	Cr ppm (ICP)	Cu ppm (ICP)	Fe % (ICP)	K % (ICP)	Mg % (ICP)
200851	205 294	5	< 0.2	5.84	500	1.5	4	0.46	< 0.5	10	103	40	2.37	3.13	1.11
200852	205 294	< 5	< 0.2	4.71	520	1.0	2	0.25	< 0.5	6	107	20	1.77	2.89	0.65
200853	205 294	< 5	< 0.2	4.96	520	1.5	< 2	0.79	< 0.5	7	100	40	2.22	3.13	0.68
200854	205 294	< 5	< 0.2	7.00	580	2.5	< 2	0.09	< 0.5	4	104	54	1.61	4.08	0.56
200855	205 294	< 5	< 0.2	4.60	400	1.5	2	0.45	< 0.5	13	115	26	2.40	2.55	0.71
200856	205 294	< 5	< 0.2	4.87	440	1.5	< 2	0.39	< 0.5	5	107	27	1.58	2.91	0.48
200857	205 294	< 5	< 0.2	4.40	420	1.0	< 2	0.39	< 0.5	7	96	17	1.88	2.71	0.42
200858	205 294	< 5	< 0.2	6.41	450	2.0	< 2	0.31	< 0.5	6	98	29	3.09	3.50	0.61
200859	205 294	< 5	< 0.2	5.16	400	1.5	2	0.90	< 0.5	6	108	17	2.51	2.79	1.01
200860	205 294	< 5	< 0.2	6.73	470	2.0	2	0.41	< 0.5	6	101	54	2.08	3.69	0.76
200861	205 294	< 5	< 0.2	4.31	390	1.0	< 2	0.84	< 0.5	4	96	24	2.52	2.47	0.78
200862	205 294	< 5	1.0	7.01	590	2.0	< 2	0.09	< 0.5	5	104	16	1.97	3.97	0.97
200863	205 294	< 5	1.2	5.31	480	1.5	< 2	0.53	< 0.5	7	92	13	2.19	3.04	1.01
200864	205 294	< 5	< 0.2	3.51	390	0.5	2	0.97	< 0.5	13	111	13	2.29	2.15	1.04
200865	205 294	< 5	< 0.2	5.42	420	1.5	2	0.17	< 0.5	18	90	34	2.51	2.85	1.05
200866	205 294	< 5	< 0.2	6.09	260	2.0	6	0.29	< 0.5	18	123	758	6.26	2.40	1.51
200867	205 294	< 5	< 0.2	4.13	190	1.5	< 2	0.37	< 0.5	10	96	516	4.96	1.55	1.16
200868	205 294	< 5	< 0.2	5.55	280	2.0	2	0.78	< 0.5	18	93	151	4.38	2.40	1.41
200869	205 294	< 5	< 0.2	5.08	260	1.5	< 2	3.20	< 0.5	13	90	222	4.80	2.29	1.90
200870	205 294	< 5	< 0.2	6.99	460	2.5	< 2	0.14	< 0.5	9	102	37	2.22	3.73	1.11
200871	205 294	< 5	< 0.2	5.79	430	1.5	< 2	0.23	< 0.5	10	106	233	2.58	2.95	1.09
200872	205 294	< 5	0.4	6.33	380	2.0	8	0.16	< 0.5	18	112	316	2.80	3.23	0.87
200873	205 294	< 5	0.6	6.50	440	2.0	< 2	0.42	< 0.5	10	88	56	2.61	3.44	1.08
200874	205 294	< 5	0.4	5.15	290	2.0	4	0.93	< 0.5	29	86	236	4.72	2.56	1.16
200875	205 294	< 5	1.6	4.69	250	2.0	16	0.15	< 0.5	14	78	345	6.06	2.45	0.80
200876	205 294	< 5	< 0.2	6.60	350	2.5	< 2	0.33	< 0.5	14	94	177	3.76	3.36	0.76
200877	205 294	< 5	< 0.2	5.19	340	1.5	< 2	0.61	< 0.5	7	97	55	1.72	2.90	0.81
200878	205 294	< 5	< 0.2	5.30	320	1.5	< 2	1.43	< 0.5	4	92	14	2.66	2.85	1.45
200879	205 294	< 5	< 0.2	5.78	390	1.5	< 2	0.95	< 0.5	6	89	24	2.48	3.06	1.59
200880	205 294	< 5	< 0.2	5.40	330	1.5	< 2	1.07	< 0.5	5	99	14	2.17	2.94	1.35
200881	205 294	< 5	0.4	5.47	330	1.5	< 2	1.82	< 0.5	7	89	53	2.21	3.09	1.57
200882	205 294	< 5	< 0.2	6.54	480	2.0	< 2	0.25	< 0.5	4	92	22	1.83	3.72	1.02
200883	205 294	< 5	< 0.2	5.22	360	1.5	< 2	1.11	< 0.5	5	93	13	2.16	2.84	1.40
200884	205 294	< 5	< 0.2	5.13	300	1.5	< 2	2.91	< 0.5	4	71	13	2.69	2.71	2.27
200885	205 294	< 5	< 0.2	5.76	340	1.5	< 2	2.41	< 0.5	3	75	13	2.86	3.02	2.24
200886	205 294	< 5	< 0.2	5.11	450	1.5	< 2	0.42	< 0.5	6	101	14	2.14	2.97	1.26
200887	205 294	< 5	< 0.2	3.80	400	1.0	< 2	0.33	< 0.5	6	110	12	1.51	2.36	0.80
200888	205 294	< 5	< 0.2	6.37	510	2.0	2	0.42	< 0.5	4	97	12	2.39	3.50	1.43
200889	205 294	< 5	< 0.2	5.54	410	1.5	< 2	0.78	< 0.5	6	92	14	2.56	2.94	1.61
200890	205 294	< 5	< 0.2	4.95	420	1.5	< 2	1.07	< 0.5	7	105	15	2.42	2.76	1.55

CERTIFICATION:

Hart Buchler



Chemex Labs Ltd.

Analytical Chemists * Geochemists * Registered Assayers

212 Brooksbank Ave., North Vancouver
British Columbia, Canada V7J 2C1
PHONE: 604-984-0221 FAX: 604-984-0218

To: PAMICON DEVELOPMENTS LIMITED
FAIRCHILD PROJECT
611 - 675 W. HASTINGS ST.
VANCOUVER, BC
V6B 1N2

Page Number :1-B
Total Pages :3
Certificate Date: 16-AUG-97
Invoice No. :19736237
P.O. Number :JZ97-8
Account :BM W

Project : FAIRCHILD
Comments: ATTN:MIKE STAMMERS CC:RICHARD GORTON

CERTIFICATE OF ANALYSIS A9736237

SAMPLE	PREP CODE	Mn ppm (ICP)	Mo ppm (ICP)	Na % (ICP)	Ni ppm (ICP)	P ppm (ICP)	Pb ppm AAS	Sr ppm (ICP)	Ti % (ICP)	V ppm (ICP)	W ppm (ICP)	Zn ppm (ICP)	La ppm ICP		
200851	205 294	710	< 1	0.15	17	190	10	19	0.12	46	50	24	30		
200852	205 294	545	< 1	0.13	12	140	16	20	0.09	31	< 10	16	20		
200853	205 294	1920	< 1	0.12	11	130	8	17	0.10	37	< 10	10	30		
200854	205 294	805	< 1	0.18	8	230	8	15	0.19	60	< 10	8	40		
200855	205 294	1085	< 1	0.11	18	130	10	13	0.08	31	< 10	12	20		
200856	205 294	915	< 1	0.13	10	170	8	14	0.08	32	< 10	6	30		
200857	205 294	1640	< 1	0.11	9	160	8	14	0.07	27	< 10	8	20		
200858	205 294	1595	< 1	0.15	14	220	8	15	0.14	54	< 10	14	40		
200859	205 294	1340	< 1	0.11	16	200	12	14	0.11	36	10	12	30		
200860	205 294	1250	< 1	0.16	12	220	4	13	0.16	54	10	8	40		
200861	205 294	2190	< 1	0.08	13	170	6	14	0.08	28	< 10	10	20		
200862	205 294	230	< 1	0.16	16	150	8	16	0.18	59	< 10	10	40		
200863	205 294	755	< 1	0.12	16	100	8	16	0.10	39	< 10	10	30		
200864	205 294	1215	< 1	0.07	13	90	10	18	0.05	19	< 10	10	10		
200865	205 294	295	< 1	0.12	23	130	8	13	0.10	39	< 10	12	30		
200866	205 294	1895	< 1	0.13	34	120	< 2	9	0.11	53	10	22	30		
200867	205 294	585	< 1	0.08	29	90	4	7	0.06	33	< 10	18	20		
200868	205 294	1530	< 1	0.11	39	140	< 2	9	0.09	42	< 10	18	30		
200869	205 294	3360	< 1	0.09	30	190	4	17	0.08	39	< 10	18	20		
200870	205 294	235	< 1	0.15	21	120	6	12	0.15	61	< 10	10	40		
200871	205 294	355	< 1	0.13	24	160	10	17	0.10	43	< 10	14	30		
200872	205 294	365	< 1	0.13	30	220	40	11	0.11	52	< 10	36	30		
200873	205 294	490	< 1	0.13	22	210	14	12	0.11	56	< 10	20	30		
200874	205 294	2580	< 1	0.10	31	200	40	11	0.08	43	< 10	50	20		
200875	205 294	3070	< 1	0.09	29	160	190	7	0.08	38	10	184	30		
200876	205 294	1460	< 1	0.16	34	250	52	12	0.13	57	< 10	138	40		
200877	205 294	580	< 1	0.11	13	170	16	12	0.09	37	< 10	20	30		
200878	205 294	1330	< 1	0.08	14	200	10	15	0.10	39	< 10	16	30		
200879	205 294	710	< 1	0.12	18	230	12	15	0.12	45	< 10	12	30		
200880	205 294	1135	< 1	0.10	13	220	10	13	0.12	42	< 10	10	30		
200881	205 294	1930	< 1	0.10	15	220	8	15	0.11	42	< 10	8	30		
200882	205 294	350	< 1	0.14	13	240	12	13	0.13	52	< 10	8	40		
200883	205 294	830	< 1	0.10	14	190	< 2	14	0.12	38	< 10	10	30		
200884	205 294	1850	< 1	0.11	12	220	< 2	20	0.12	38	< 10	10	30		
200885	205 294	1710	< 1	0.14	15	240	< 2	18	0.14	44	< 10	12	30		
200886	205 294	340	< 1	0.10	13	150	4	16	0.11	35	< 10	10	30		
200887	205 294	320	< 1	0.07	11	90	6	14	0.07	22	< 10	8	20		
200888	205 294	335	< 1	0.12	16	210	2	18	0.15	47	< 10	12	40		
200889	205 294	595	< 1	0.09	16	200	6	17	0.15	42	< 10	12	30		
200890	205 294	805	< 1	0.08	14	180	10	18	0.11	35	< 10	12	30		

CERTIFICATION:

Handwritten signature



Chemex Labs Ltd.

Analytical Chemists * Geochemists * Registered Assayers
 212 Brooksbank Ave., North Vancouver
 British Columbia, Canada V7J 2C1
 PHONE: 604-984-0221 FAX: 604-984-0218

To: PAMICON DEVELOPMENTS LIMITED
 FAIRCHILD PROJECT
 611 - 675 W. HASTINGS ST.
 VANCOUVER, BC
 V6B 1N2

Page Number :2-A
 Total Pages :3
 Certificate Date: 16-AUG-97
 Invoice No. :I9736237
 P.O. Number :JZ97-8
 Account :BM W

Project : FAIRCHILD
 Comments: ATTN:MIKE STAMMERS CC:RICHARD GORTON

CERTIFICATE OF ANALYSIS A9736237

SAMPLE	PREP CODE	Au ppb FA+AA	Ag ppm AAS	Al % (ICP)	Ba ppm (ICP)	Be ppm (ICP)	Bi ppm (ICP)	Ca % (ICP)	Cd ppm (ICP)	Co ppm (ICP)	Cr ppm (ICP)	Cu ppm (ICP)	Fe % (ICP)	K % (ICP)	Mg % (ICP)
200891	205 294	< 5	< 0.2	6.66	530	1.5	2	1.57	< 0.5	4	91	22	2.71	3.37	1.96
200892	205 294	< 5	< 0.2	5.89	410	2.0	2	1.06	< 0.5	6	103	18	2.77	3.10	1.75
200893	205 294	< 5	< 0.2	6.13	380	2.0	< 2	1.66	< 0.5	8	95	26	2.44	3.35	1.73
200894	205 294	< 5	< 0.2	5.37	270	1.5	< 2	1.00	< 0.5	6	94	39	3.01	2.87	1.40
200895	205 294	< 5	< 0.2	6.04	350	2.0	< 2	0.57	< 0.5	6	92	66	2.77	3.31	1.29
200896	205 294	< 5	< 0.2	5.50	300	1.5	2	2.13	< 0.5	7	86	24	2.97	2.82	1.97
200897	205 294	< 5	< 0.2	6.06	390	1.5	< 2	0.98	< 0.5	8	89	34	2.99	3.11	1.73
200898	205 294	< 5	< 0.2	5.60	360	1.5	< 2	1.28	< 0.5	6	80	15	2.75	2.87	1.74
200899	205 294	< 5	1.2	6.45	320	2.0	< 2	1.75	< 0.5	5	88	21	2.37	3.33	1.71
200900	205 294	< 5	< 0.2	5.85	230	2.0	< 2	2.27	< 0.5	18	88	53	2.29	2.94	1.83
200901	205 294	< 5	< 0.2	5.81	340	1.5	< 2	1.43	< 0.5	27	97	73	2.24	3.06	1.57
200902	205 294	< 5	< 0.2	4.97	380	1.5	< 2	1.21	< 0.5	6	96	114	2.20	2.81	1.45
200903	205 294	< 5	< 0.2	5.13	320	1.5	< 2	1.60	< 0.5	6	77	53	3.20	2.64	1.84
200904	205 294	< 5	< 0.2	5.26	330	1.5	< 2	1.47	< 0.5	5	78	46	3.63	2.70	1.84
200905	205 294	< 5	< 0.2	6.07	390	2.0	< 2	1.16	< 0.5	6	87	29	2.44	3.25	1.59
200906	205 294	< 5	< 0.2	5.59	380	1.5	2	1.16	< 0.5	6	84	42	2.85	3.14	1.56
200907	205 294	< 5	< 0.2	5.09	330	1.5	< 2	0.98	< 0.5	4	92	64	2.91	2.92	1.25
200908	205 294	< 5	< 0.2	5.29	350	1.5	< 2	1.17	< 0.5	4	92	26	2.75	3.03	1.31
200909	205 294	< 5	< 0.2	4.99	380	1.5	< 2	0.55	< 0.5	4	98	27	3.04	2.85	1.24
200910	205 294	< 5	< 0.2	5.18	310	1.5	6	0.95	< 0.5	11	97	24	3.60	2.70	1.57
200911	205 294	< 5	< 0.2	6.82	390	2.0	2	0.28	< 0.5	8	100	44	3.11	3.47	1.39
200912	205 294	< 5	< 0.2	5.85	430	1.5	< 2	0.23	< 0.5	5	98	23	2.40	3.29	1.08
200913	205 294	< 5	1.2	4.23	360	1.0	< 2	0.30	< 0.5	6	107	20	2.13	2.55	0.86
200914	205 294	< 5	< 0.2	5.44	340	1.5	< 2	1.21	< 0.5	7	101	19	2.81	2.85	1.56
200915	205 294	< 5	< 0.2	6.31	380	2.0	< 2	0.99	< 0.5	6	86	30	2.85	3.31	1.65
200916	205 294	< 5	< 0.2	5.51	320	1.5	< 2	1.29	< 0.5	5	90	16	2.92	2.83	1.67
200917	205 294	< 5	< 0.2	5.32	370	1.5	< 2	0.72	< 0.5	7	80	36	2.98	2.73	1.52
200918	205 294	< 5	< 0.2	5.80	420	1.5	< 2	0.61	< 0.5	6	98	16	2.24	3.23	1.29
200919	205 294	< 5	< 0.2	5.31	380	1.5	< 2	0.50	< 0.5	6	92	26	2.25	2.82	1.21
200920	205 294	< 5	< 0.2	5.87	410	2.0	2	0.32	< 0.5	4	100	51	2.69	3.20	1.19
200921	205 294	< 5	< 0.2	7.00	450	2.5	4	0.33	< 0.5	5	97	53	3.06	3.68	1.42
200922	205 294	< 5	< 0.2	5.62	380	1.5	2	0.31	< 0.5	6	100	39	2.99	2.92	1.31
200923	205 294	< 5	< 0.2	4.35	340	1.0	< 2	1.25	< 0.5	4	89	68	2.22	2.51	1.31
200924	205 294	< 5	< 0.2	6.15	430	2.0	2	0.72	< 0.5	5	91	39	2.98	3.36	1.45
200925	205 294	< 5	< 0.2	5.68	370	1.5	2	0.22	< 0.5	5	104	52	2.73	3.08	1.01
200926	205 294	< 5	< 0.2	5.03	360	1.5	2	0.66	< 0.5	4	100	33	2.48	2.88	1.10
200927	205 294	< 5	< 0.2	5.76	390	2.0	< 2	0.36	< 0.5	4	73	52	2.82	3.01	1.19
200928	205 294	< 5	< 0.2	5.37	300	2.0	< 2	0.81	< 0.5	4	89	81	3.36	2.61	1.35
200929	205 294	< 5	< 0.2	5.68	350	1.5	< 2	0.53	< 0.5	5	92	79	3.39	2.90	1.39
200930	205 294	< 5	< 0.3	6.57	300	2.0	< 2	1.90	< 0.5	7	76	64	3.79	3.19	2.08

CERTIFICATION: _____



Chemex Labs Ltd.

Analytical Chemists * Geochemists * Registered Assayers
 212 Brooksbank Ave., North Vancouver
 British Columbia, Canada V7J 2C1
 PHONE: 604-984-0221 FAX: 604-984-0218

To: PAMICON DEVELOPMENTS LIMITED
 FAIRCHILD PROJECT
 611 - 675 W. HASTINGS ST.
 VANCOUVER, BC
 V6B 1N2

Page Number :2-B
 Total Pages :3
 Certificate Date: 16-AUG-97
 Invoice No. : I9736237
 P.O. Number : JZ97-8
 Account : BM W

Project : FAIRCHILD
 Comments: ATTN:MIKE STAMMERS CC:RICHARD GORTON

CERTIFICATE OF ANALYSIS A9736237

SAMPLE	PREP CODE	Mn ppm (ICP)	Mo ppm (ICP)	Na % (ICP)	Ni ppm (ICP)	P ppm (ICP)	Pb ppm AAS	Sr ppm (ICP)	Ti % (ICP)	V ppm (ICP)	W ppm (ICP)	Zn ppm (ICP)	La ppm ICP		
200891	205 294	860	< 1	0.21	16	280	< 2	33	0.15	47	< 10	12	40		
200892	205 294	725	< 1	0.13	19	230	2	17	0.15	45	< 10	12	30		
200893	205 294	1045	< 1	0.12	15	220	4	17	0.17	48	< 10	12	30		
200894	205 294	2570	< 1	0.09	11	200	< 2	9	0.14	41	< 10	8	30		
200895	205 294	1780	< 1	0.12	14	250	< 2	11	0.16	52	< 10	8	30		
200896	205 294	1915	< 1	0.12	16	190	< 2	17	0.15	43	< 10	12	30		
200897	205 294	810	< 1	0.12	19	220	< 2	16	0.14	46	< 10	16	30		
200898	205 294	910	< 1	0.11	16	190	< 2	17	0.15	41	< 10	14	30		
200899	205 294	1325	< 1	0.13	14	250	< 2	14	0.17	54	20	12	40		
200900	205 294	1655	< 1	0.11	19	240	< 2	13	0.13	47	< 10	10	30		
200901	205 294	1005	< 1	0.17	25	210	< 2	14	0.16	43	< 10	12	30		
200902	205 294	925	< 1	0.10	15	160	< 2	17	0.11	34	< 10	12	30		
200903	205 294	2100	< 1	0.12	15	170	< 2	15	0.13	38	< 10	12	30		
200904	205 294	2660	< 1	0.11	15	200	< 2	15	0.15	41	< 10	12	30		
200905	205 294	985	< 1	0.12	14	160	< 2	15	0.16	48	< 10	10	30		
200906	205 294	1920	< 1	0.13	14	180	< 2	15	0.14	43	< 10	12	30		
200907	205 294	2790	< 1	0.11	10	150	< 2	14	0.10	36	< 10	8	30		
200908	205 294	2320	< 1	0.11	10	150	4	15	0.11	39	< 10	10	30		
200909	205 294	2080	< 1	0.10	12	200	< 2	15	0.10	33	< 10	10	30		
200910	205 294	2380	< 1	0.10	16	170	< 2	13	0.10	37	< 10	12	30		
200911	205 294	355	< 1	0.14	21	190	2	13	0.16	54	10	14	40		
200912	205 294	865	< 1	0.13	12	170	6	15	0.14	43	< 10	10	30		
200913	205 294	1270	< 1	0.09	10	130	16	13	0.08	27	< 10	8	20		
200914	205 294	1180	< 1	0.10	14	180	< 2	16	0.12	39	< 10	12	30		
200915	205 294	890	< 1	0.13	17	220	4	14	0.18	52	< 10	12	30		
200916	205 294	1350	< 1	0.11	14	210	2	15	0.15	42	< 10	12	30		
200917	205 294	685	< 1	0.10	17	190	6	15	0.12	38	< 10	12	30		
200918	205 294	515	< 1	0.13	12	170	6	16	0.15	44	< 10	10	30		
200919	205 294	425	< 1	0.14	14	170	< 2	14	0.11	37	< 10	10	30		
200920	205 294	1295	< 1	0.13	12	210	4	15	0.15	45	< 10	10	40		
200921	205 294	1010	< 1	0.18	14	230	4	15	0.20	61	< 10	10	40		
200922	205 294	845	< 1	0.13	16	180	4	13	0.14	43	< 10	12	30		
200923	205 294	1220	< 1	0.10	10	140	4	16	0.09	27	< 10	8	30		
200924	205 294	1030	< 1	0.13	16	160	4	16	0.13	48	< 10	12	30		
200925	205 294	580	< 1	0.11	16	170	4	14	0.10	40	< 10	14	40		
200926	205 294	1410	< 1	0.12	10	220	4	14	0.11	35	< 10	10	30		
200927	205 294	450	< 1	0.11	15	190	10	14	0.13	43	< 10	14	30		
200928	205 294	935	< 1	0.11	17	210	4	12	0.11	38	< 10	20	30		
200929	205 294	1005	< 1	0.13	15	170	4	12	0.12	44	< 10	12	30		
200930	205 294	1870	< 1	0.16	16	300	< 2	13	0.19	58	< 10	14	40		

CERTIFICATION: _____



Chemex Labs Ltd.

Analytical Chemists * Geochemists * Registered Assayers

212 Brooksbank Ave., North Vancouver
 British Columbia, Canada V7J 2C1
 PHONE: 604-984-0221 FAX: 604-984-0218

To: PAMICON DEVELOPMENTS LIMITED
 FAIRCHILD PROJECT
 611 - 675 W. HASTINGS ST.
 VANCOUVER, BC
 V6B 1N2

Page Number :3-A
 Total Pages :3
 Certificate Date: 16-AUG-97
 Invoice No. : I9736237
 P.O. Number : JZ97-8
 Account : BM W


Project : FAIRCHILD
 Comments: ATTN:MIKE STAMMERS CC:RICHARD GORTON

CERTIFICATE OF ANALYSIS A9736237

SAMPLE	PREP CODE	Au ppb FA+AA	Ag ppm AAS	Al % (ICP)	Ba ppm (ICP)	Be ppm (ICP)	Bi ppm (ICP)	Ca % (ICP)	Cd ppm (ICP)	Co ppm (ICP)	Cr ppm (ICP)	Cu ppm (ICP)	Fe % (ICP)	K % (ICP)	Mg % (ICP)
200931	205 294	< 5	< 0.2	5.46	210	1.5	< 2	1.91	< 0.5	8	74	63	5.10	2.57	1.98
200932	205 294	< 5	0.8	5.59	220	1.5	< 2	1.84	< 0.5	11	71	96	6.00	2.51	2.16
200933	205 294	5	< 0.2	5.25	220	1.5	< 2	0.71	< 0.5	8	92	121	5.60	2.54	1.50
200934	205 294	< 5	< 0.2	4.91	300	1.5	10	0.41	< 0.5	20	82	88	5.83	2.66	1.34
200935	205 294	< 5	< 0.2	5.36	240	1.5	2	0.26	< 0.5	6	82	269	4.55	2.59	1.20
200936	205 294	10	< 0.2	5.37	300	1.5	< 2	0.46	< 0.5	11	93	143	4.82	2.82	1.36
200937	205 294	60	< 0.2	5.45	270	1.5	< 2	0.51	< 0.5	11	76	144	5.43	2.79	1.49
200938	205 294	215	< 0.2	5.90	660	1.0	< 2	0.42	< 0.5	18	62	635	8.99	4.95	1.53
200939	205 294	10	< 0.2	5.93	780	1.0	< 2	0.56	< 0.5	31	55	733	10.05	5.24	1.54
200940	205 294	10	< 0.2	7.08	740	1.5	4	1.28	< 0.5	16	78	5	6.02	6.12	1.32
200941	205 294	15	< 0.2	7.94	890	2.0	< 2	1.08	< 0.5	16	68	5	8.20	6.19	1.51
200942	205 294	5	< 0.2	6.36	1170	0.5	4	0.43	< 0.5	7	47	2	8.78	6.33	1.21
200943	205 294	40	< 0.2	7.25	1450	< 0.5	< 2	0.73	< 0.5	6	44	< 1	6.57	8.07	0.98
200944	205 294	10	< 0.2	7.83	1100	1.5	< 2	0.71	< 0.5	5	66	3	7.66	5.99	1.24
200945	205 294	< 5	< 0.2	6.61	530	1.5	< 2	2.30	< 0.5	4	42	1	5.28	5.34	1.71
200946	205 294	< 5	< 0.2	6.59	540	1.5	< 2	2.72	< 0.5	3	50	1	5.92	5.50	2.01
200947	205 294	< 5	< 0.2	7.11	710	1.5	< 2	1.79	< 0.5	5	53	1	5.62	6.56	1.42
200948	205 294	< 5	< 0.2	7.53	790	1.5	< 2	1.30	< 0.5	10	57	4	6.17	6.81	1.26
200949	205 294	5	< 0.2	6.35	860	1.0	< 2	2.92	< 0.5	2	38	2	6.50	6.30	1.56
200950	205 294	10	< 0.2	5.81	760	1.0	< 2	2.21	< 0.5	4	52	1	5.52	6.07	1.20
200951	205 294	15	< 0.2	6.61	940	1.5	< 2	1.45	< 0.5	5	47	3	6.01	6.50	1.22
200952	205 294	20	< 0.2	6.51	950	1.0	< 2	2.15	< 0.5	9	37	1	6.75	6.47	1.38
200953	205 294	20	< 0.2	6.89	1840	2.0	< 2	1.19	< 0.5	10	451	1	7.33	5.46	1.16
200954	205 294	25	< 0.2	6.65	930	2.0	< 2	0.30	< 0.5	6	188	< 1	10.35	4.40	1.14
200955	205 294	15	< 0.2	6.55	780	1.5	< 2	0.70	< 0.5	3	45	6	8.40	5.61	1.11
200956	205 294	15	< 0.2	7.50	1080	1.5	< 2	0.17	< 0.5	4	40	3	8.46	6.29	0.77
200957	205 294	10	< 0.2	7.38	1230	1.5	< 2	0.71	< 0.5	6	53	3	7.59	6.03	1.01
200958	205 294	20	< 0.2	7.02	1030	1.5	< 2	1.45	< 0.5	4	37	7	6.77	6.23	1.36
200959	205 294	35	< 0.2	6.72	1050	1.5	< 2	1.29	< 0.5	6	40	3	6.46	6.42	1.22
200960	205 294	30	< 0.2	5.82	1000	1.0	< 2	0.49	< 0.5	4	34	3	8.46	6.21	0.87
200961	205 294	10	< 0.2	6.96	1190	1.0	< 2	1.19	< 0.5	1	41	7	5.70	6.40	1.13
200962	214 285	440	2.0	3.29	2640	0.5	< 2	0.38	< 0.5	4	89	123	1.48	1.04	0.23

CERTIFICATION:

Hart Buchler



Chemex Labs Ltd.

Analytical Chemists * Geochemists * Registered Assayers
 212 Brooksbank Ave., North Vancouver
 British Columbia, Canada V7J 2C1
 PHONE: 604-984-0221 FAX: 604-984-0218

To: PAMICON DEVELOPMENTS LIMITED
 FAIRCHILD PROJECT
 611 - 675 W. HASTINGS ST.
 VANCOUVER, BC
 V6B 1N2

Page Number :3-B
 Total Pages :3
 Certificate Date: 16-AUG-97
 Invoice No. : I9736237
 P.O. Number : JZ97-8
 Account : BM W

Project : FAIRCHILD
 Comments : ATTN:MIKE STAMMERS CC:RICHARD GORTON

CERTIFICATE OF ANALYSIS A9736237

SAMPLE	PREP CODE	Mn ppm (ICP)	Mo ppm (ICP)	Na % (ICP)	Ni ppm (ICP)	P ppm (ICP)	Pb ppm AAS	Sr ppm (ICP)	Ti % (ICP)	V ppm (ICP)	W ppm (ICP)	Zn ppm (ICP)	La ppm ICP		
200931	205 294	4280	< 1	0.12	15	300	4	11	0.13	49	< 10	10	30		
200932	205 294	4470	< 1	0.16	21	290	32	11	0.15	50	< 10	16	40		
200933	205 294	4310	< 1	0.13	18	200	2	9	0.10	42	< 10	10	30		
200934	205 294	4280	< 1	0.12	36	300	4	8	0.10	45	< 10	20	30		
200935	205 294	2380	< 1	0.10	24	240	4	7	0.11	48	10	10	30		
200936	205 294	3000	1	0.12	28	270	4	9	0.10	51	< 10	10	40		
200937	205 294	3260	1	0.14	30	350	4	8	0.11	64	10	18	40		
200938	205 294	8810	3	0.18	17	620	< 2	15	0.08	69	10	10	50		
200939	205 294	9570	3	0.20	23	820	< 2	15	0.08	76	10	14	40		
200940	205 294	4020	5	0.23	24	640	< 2	15	0.10	93	10	8	50		
200941	205 294	3120	1	0.24	67	800	< 2	19	0.13	98	< 10	16	40		
200942	205 294	6740	< 1	0.20	18	630	< 2	13	0.11	61	10	12	10		
200943	205 294	4660	< 1	0.26	12	690	< 2	15	0.08	60	10	10	120		
200944	205 294	4420	< 1	0.24	18	720	< 2	16	0.12	78	< 10	12	30		
200945	205 294	1840	< 1	0.22	20	730	< 2	15	0.11	49	< 10	10	30		
200946	205 294	2340	< 1	0.19	13	720	< 2	17	0.11	48	< 10	12	50		
200947	205 294	1465	< 1	0.23	15	700	< 2	13	0.14	59	< 10	8	40		
200948	205 294	1550	< 1	0.26	19	750	< 2	13	0.14	66	< 10	14	50		
200949	205 294	4100	< 1	0.18	13	670	< 2	20	0.13	56	10	24	50		
200950	205 294	2060	4	0.22	15	760	< 2	17	0.11	60	< 10	12	50		
200951	205 294	1975	5	0.20	24	640	< 2	15	0.12	56	10	14	60		
200952	205 294	3370	< 1	0.19	17	670	< 2	18	0.12	56	< 10	20	110		
200953	205 294	2980	< 1	0.20	53	470	< 2	57	0.12	150	< 10	50	40		
200954	205 294	5890	5	0.14	27	760	< 2	52	0.12	95	10	52	60		
200955	205 294	5230	11	0.18	17	910	< 2	17	0.11	62	< 10	30	70		
200956	205 294	4050	< 1	0.19	12	560	< 2	179	0.11	57	10	16	40		
200957	205 294	4410	< 1	0.18	14	760	< 2	89	0.11	65	< 10	12	20		
200958	205 294	4800	15	0.19	13	770	< 2	25	0.12	61	< 10	12	60		
200959	205 294	4840	5	0.19	12	850	< 2	19	0.10	52	< 10	14	50		
200960	205 294	5980	< 1	0.19	9	650	< 2	24	0.08	43	10	6	50		
200961	205 294	3170	< 1	0.20	10	700	< 2	17	0.13	63	10	6	30		
200962	214 285	85	121	0.09	47	1890	280	145	0.15	561	30	46	40		

CERTIFICATION: John S.B. Wilson



APPENDIX D
GEOLOGIST'S CERTIFICATE

GEOLOGIST'S CERTIFICATE

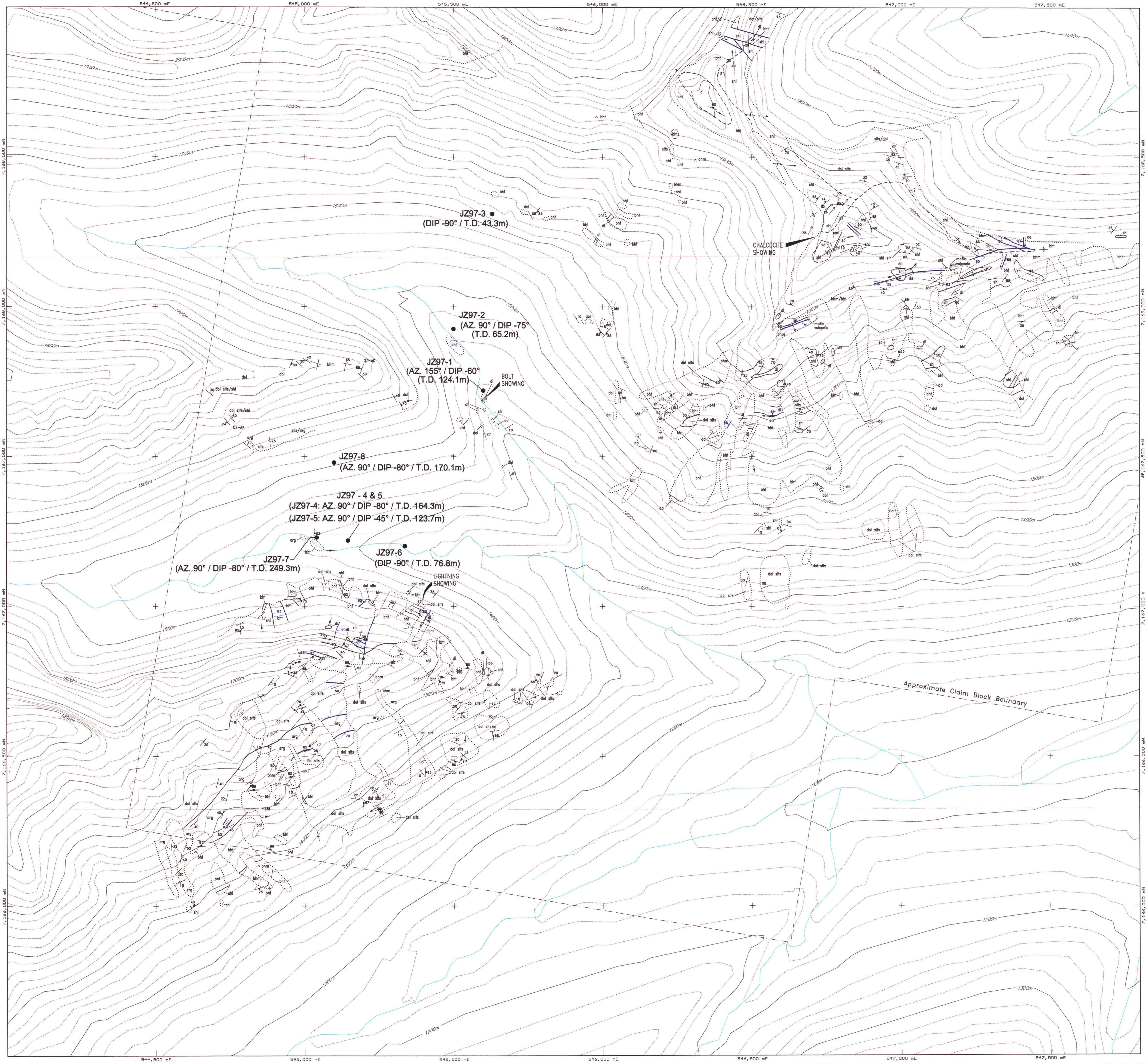
I, Michael A. Stammers, of 941 Kennedy Avenue, North Vancouver, in the Province of British Columbia, Canada, DO HEREBY CERTIFY:

- 1 THAT I am a Consulting Geologist with offices at Suite 611, 675 West Hastings Street, Vancouver, British Columbia, Canada
- 2 THAT I have practiced in my profession with various mining companies in Yukon, British Columbia, Nova Scotia, Northwest Territories, Alaska, Oregon, Vanuatu and Venezuela for 24 years.
- 3 THAT I am a graduate of McMaster University (1977) and hold a combined Honours B.A. in Geology and Geography.
- 4 THAT I am duly registered as a Professional Geoscientist in the Province of British Columbia (#18883).
- 5 THAT I am a Fellow of the Geological Association of Canada.
- 6 THAT this report is based on property work that I personally completed and/or supervised during June and July, 1997.
- 7 THAT I have no interest in the property described herein, nor in any securities of any company associated with the property, nor do I expect to receive any such interest.

DATED at Vancouver, British Columbia, Canada, this 9 day of February, 1998

Michael A. Stammers, P. Geoscientist



EXPLANATION

GEOLOGY

— 55	BEDDING
— 88	FAULT
— 20	FOLIATION
— 55	JOINT
— 25	LINATION
— 60	MINOR FOLD
— 4	ANTICLINE
— 4	SYNCLINE
○	OUTCROP
---	CONTACT, DASHED WHERE APPROXIMATE OR INFERRED
▬	MASSIVE CP/PY-AK VEIN
△	MINERALIZED BRECCIA FLOAT

CLAIM POSTS

★	LOCATED CLAIMPOST
---	-------------------

LITHOLOGY

dol	Dolomite
sils	Siltstone
shl	Shale
di	Diorite
bht	Heterolithic Breccia
bhm	Homolithic Breccia
arg	Argillite

● JZ97-2 1997 Drill Hole Location With Drill Hole Identification Number, Azimuth, Dip & Total Depth In Metres

PROJ: UTM
 X: 544000 - 547000
 Y: 7165000 - 7168000
 Z: 0 - 10000
 Units are meters.

Grid North

Magnetic Declination, 1995, for the center of this map is 30° 53' East of True North Annual Change West 138'

Grid North is 0° 52.5' East of True North for center of map

NTS Map 106 D/9

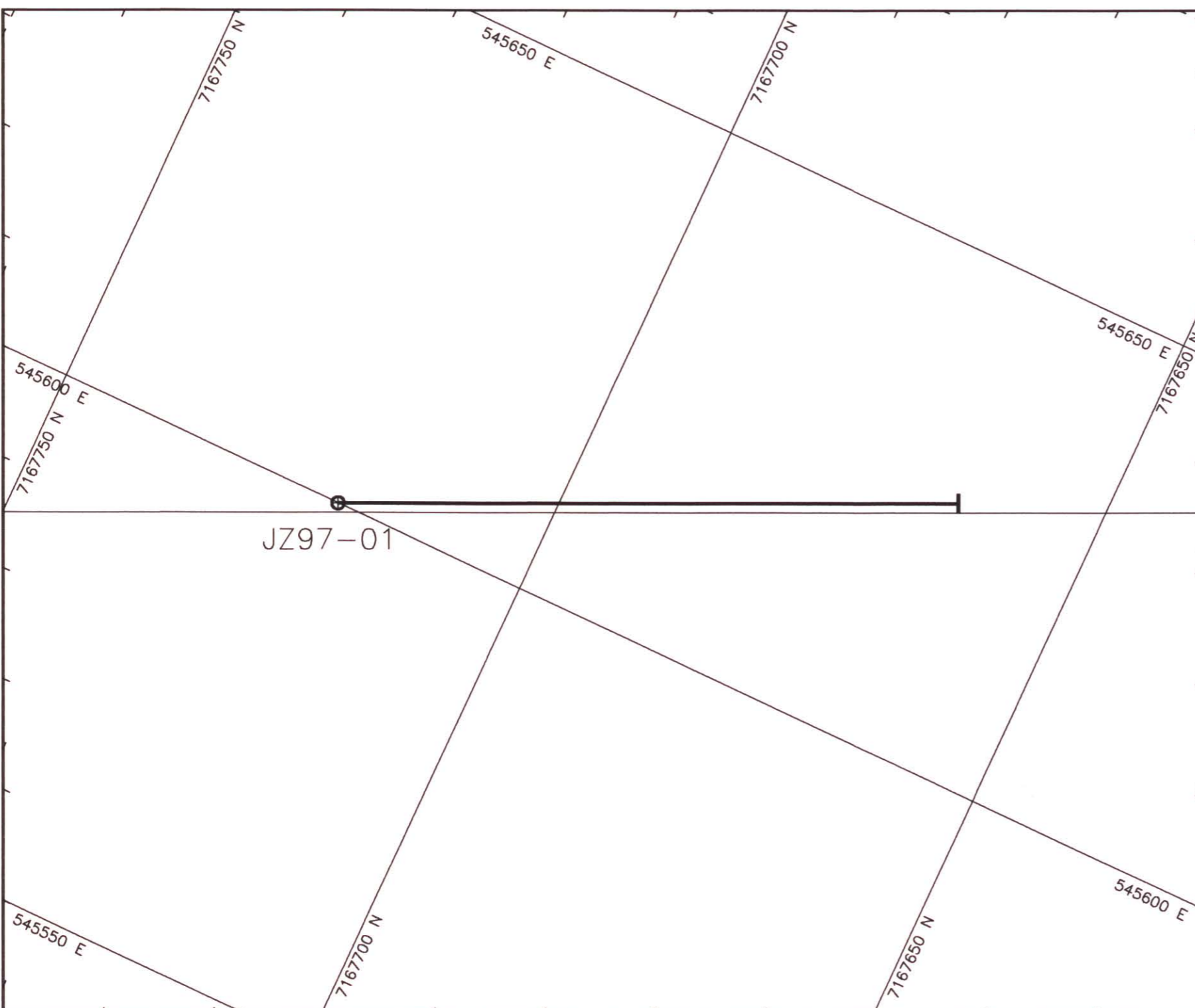
Scale 1:5,000

NEWMONT EXPLORATION LTD.
 WESTMIN RESOURCES, PAMICON DEVELOPMENTS, EQUITY ENGR.
 FAIRCHILD PROJECT, YUKON TERRITORY, CANADA
 MAYO MINING DISTRICT

PLATE 1
JAZZ 1-62 CLAIMS
 Factual Geology And
 Drill Hole Plan Map

098 775


Compiled By:	Date Drafted:	Coordinate System:
K. DWERGO/J. DICKIE	12/97	UTM ZONE 8
Drafted By:	File Name:	Contour Interval:
GEODRAFTING	97JZ-GE0.DWG	20M




LITHOLOGY



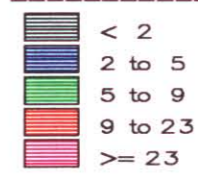
AU ASSAYS IN PPB (Left Column)



CU ASSAYS IN PPM (Center Column)




MO ASSAYS IN PPM (Right Column)



BAR GRAPHS: ALTERATION MINERALS

ALBITE (left)
 CHLORITE (center)
 FE-CARBONATE (right)



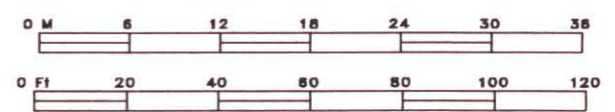
093775

093.15

SECTION PLANE:
 ORIGIN: (545585, 7167750, 1300)
 AZM/INC: 155.0, 90.0
 LENGTH: 120
 HEIGHT: 150
 THICK: 50.0 (on each side)
 Units are (m).

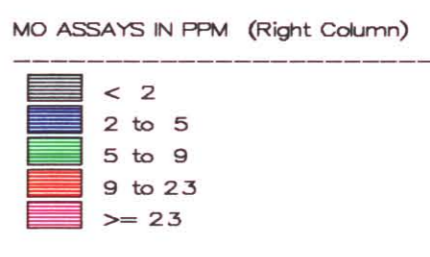
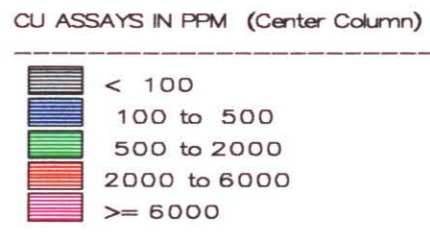
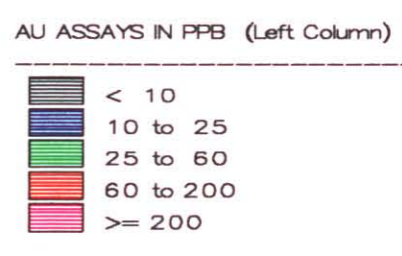
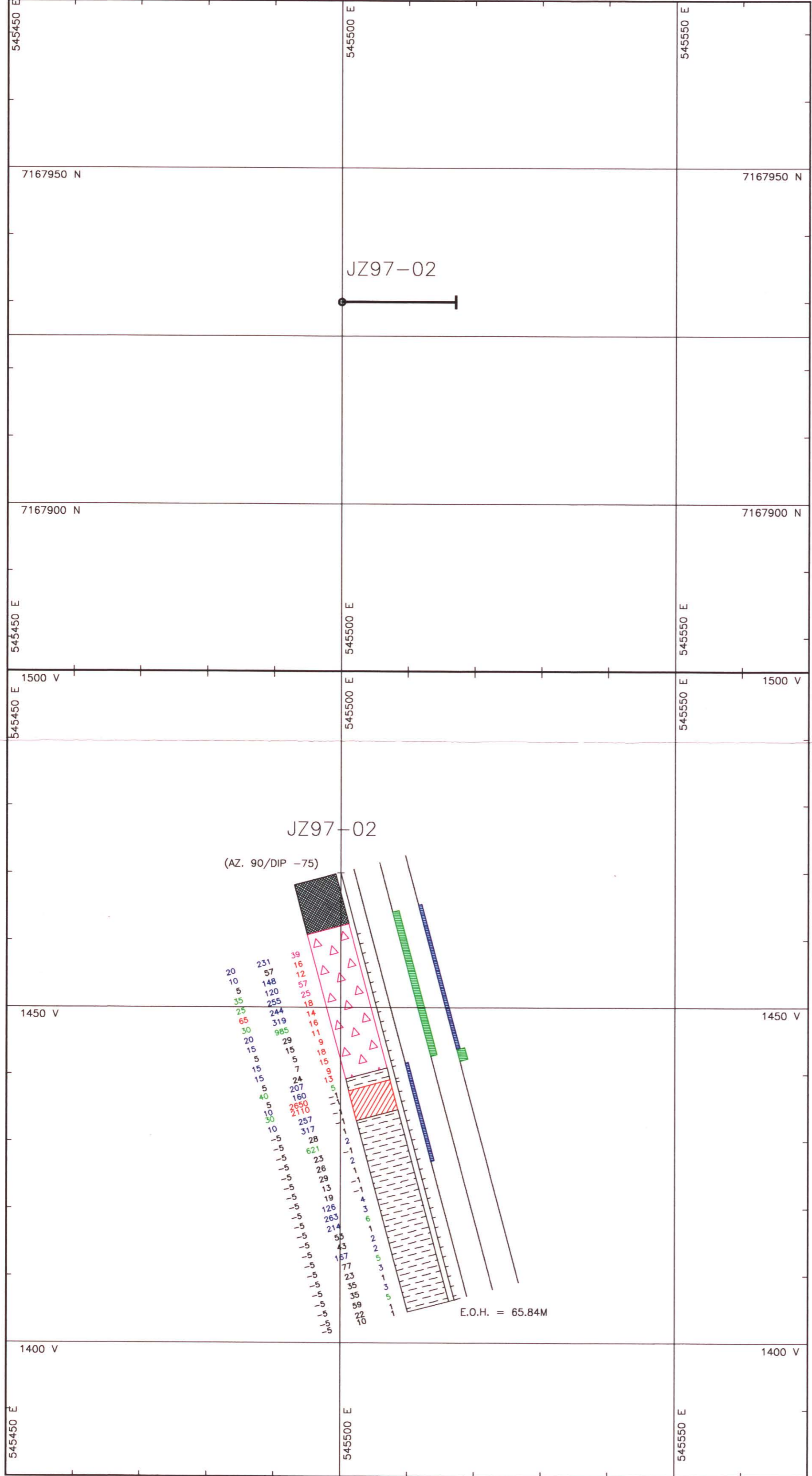


Dux



Scale 1:500

NEWMONT EXPLORATION LTD.		
PAMICON DEVELOPMENTS & WESTMIN RESOURCES		
FAIRCHILD PROJECT, YUKON TERRITORY, CANADA MAYO MINING DISTRICT		
Plate 2 JAZZ 1-62 CLAIMS Drill Hole JZ97-01		
Compiled By: M. STAMMERS	NTS MAP: 106 D/9	Coordinate System: UTM ZONE 8
Geologic Computing By: Terra Consulting-Reno, NV	Date Generated: 29-JAN-1998	File Name: 97FPJZ0 1.DWG




BAR GRAPHS: ALTERATION MINERALS

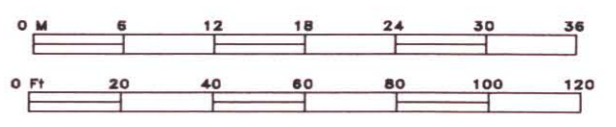
FE-CARBONATE (left)
MAGNETITE (center)
HEMATITE (right)

093 775

SECTION PLANE:
ORIGIN: (545450, 7167925, 1380)
AZM/INC: 90.0, 90.0
LENGTH: 120
HEIGHT: 120
THICK: 50.0 (on each side)
Units are (m).



DUG (3)



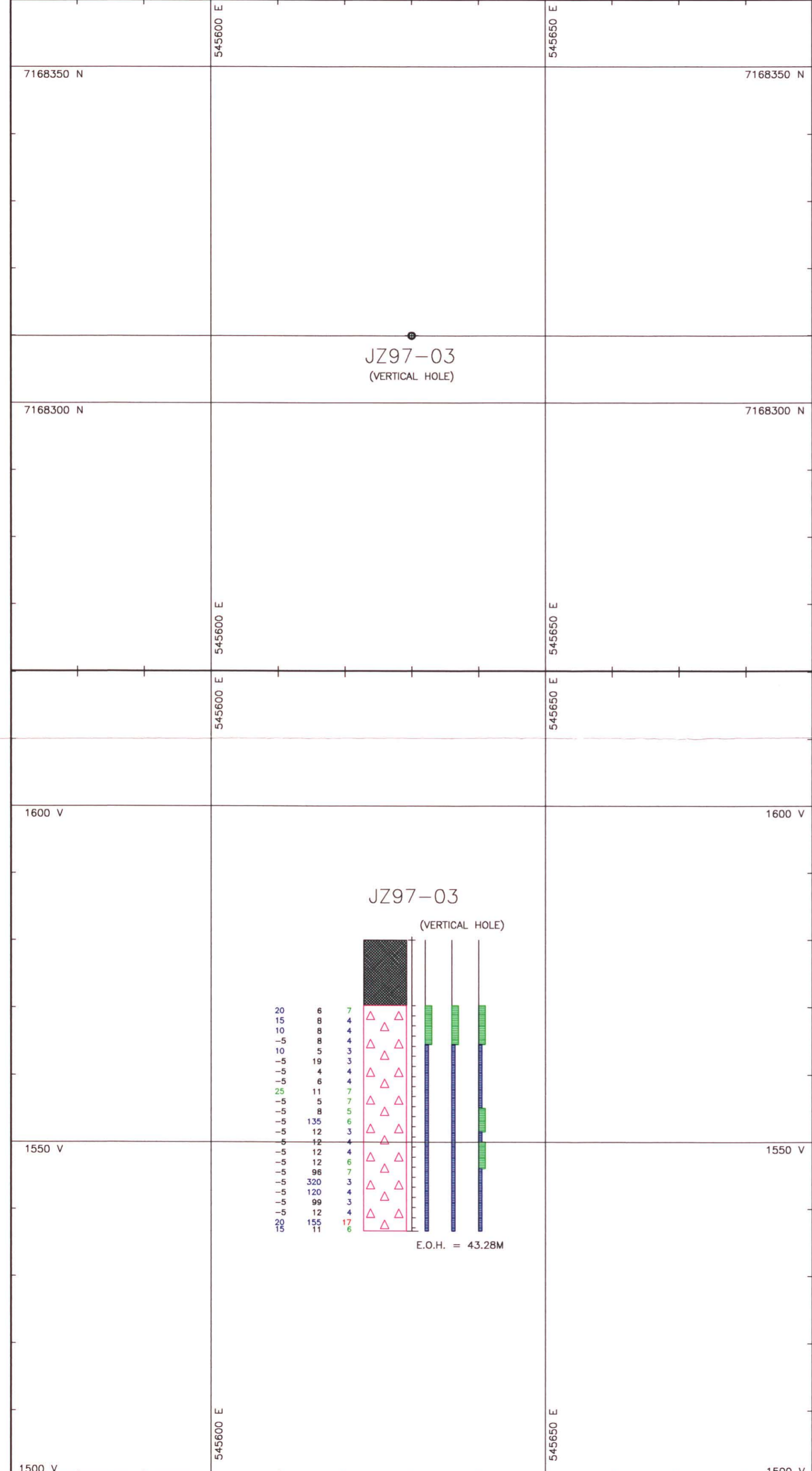
Scale 1:500

NEWMONT EXPLORATION LTD.
PAMICON DEVELOPMENTS & WESTMIN RESOURCES

FAIRCHILD PROJECT, YUKON TERRITORY, CANADA
MAYO MINING DISTRICT

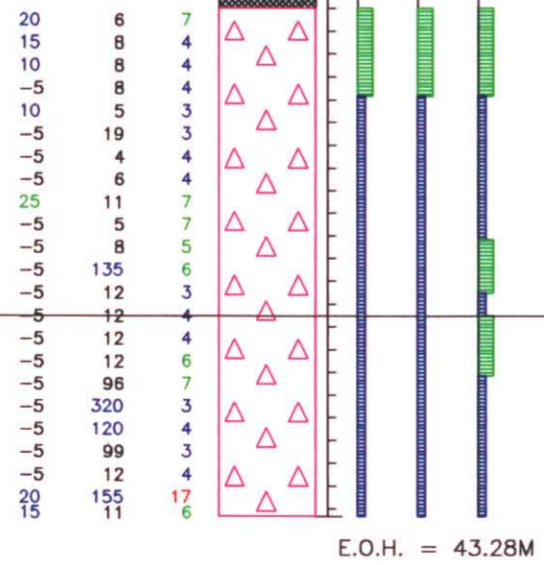
Plate 3
JAZZ 1-62 CLAIMS
Drill Hole JZ97-02

Compiled By: M. STAMMERS	NTS MAP: 106 D/9	Coordinate System: UTM ZONE 8
Geologic Computing By: Terra Consulting-Reno, NV	Date Generated: 05-FEB-1998	File Name: 97FPJZO2.DWG



JZ97-03
(VERTICAL HOLE)

JZ97-03
(VERTICAL HOLE)



LITHOLOGY

- casing
- heterolithic breccia - bht

AU ASSAYS IN PPB (Left Column)

- < 10
- 10 to 25
- 25 to 60
- 60 to 200
- >= 200

CU ASSAYS IN PPM (Center Column)

- < 100
- 100 to 500
- 500 to 2000
- 2000 to 6000
- >= 6000

MO ASSAYS IN PPM (Right Column)

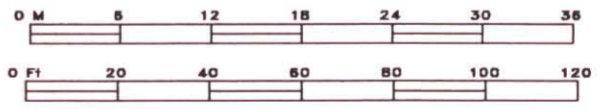
- < 2
- 2 to 5
- 5 to 9
- 9 to 23
- >= 23

BAR GRAPHS: ALTERATION MINERALS

- CHLORITE (left)
- SPECULAR HEMATITE (center)
- JAROSITE (right)

093775

SECTION PLANE:
ORIGIN: (545570, 7168310, 1500)
AZM/INC: 90.0, 90.0
LENGTH: 120
HEIGHT: 120
THICK: 50.0 (on each side)
Units are (m).




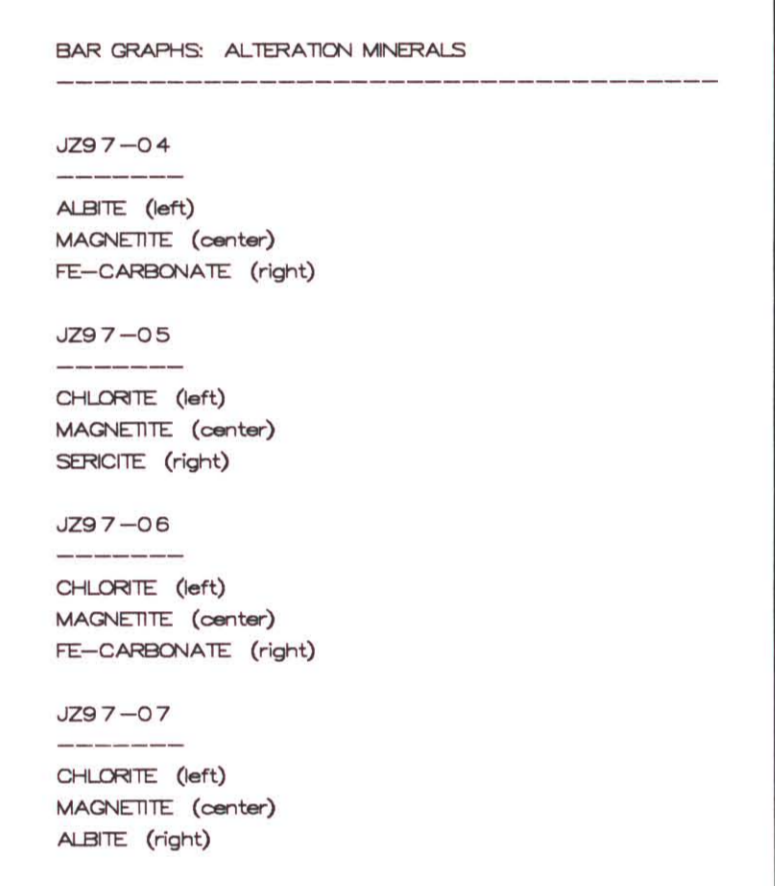
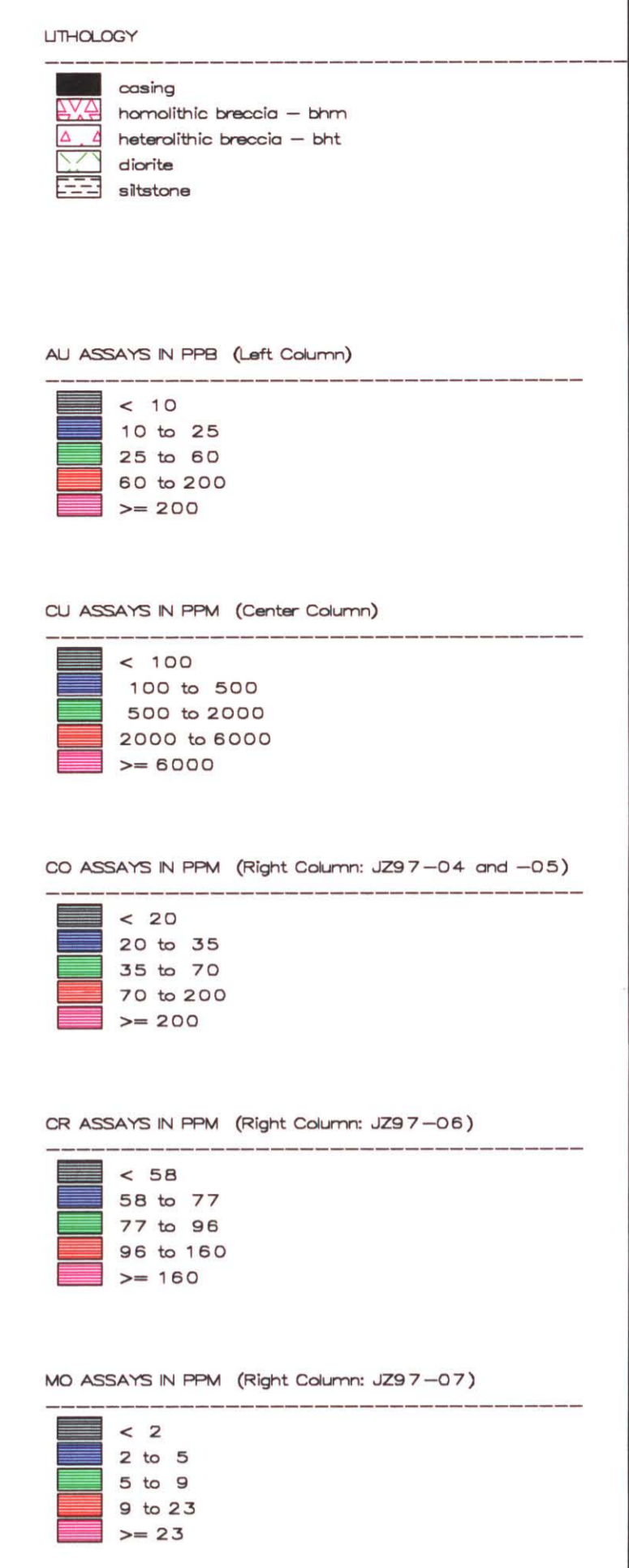

Scale 1:500

NEWMONT EXPLORATION LTD.
PAMICON DEVELOPMENTS & WESTMIN RESOURCES

FAIRCHILD PROJECT, YUKON TERRITORY, CANADA
MAYO MINING DISTRICT

Plate 4
JAZZ 1 - 62 CLAIMS
Drill Hole JZ97-03

Compiled By: M. STAMMERS	NTS MAP: 106 D/9	Coordinate System: UTM ZONE 8
Geologic Computing By: Terra Consulting-Reno, NV	Date Generated: 26-JAN-1998	File Name: 97FPJZ03.DWG



093 775


SECTION PLANE:
 ORIGIN: (544985, 7167230, 1150)
 AZIM/INC: 90.0, 90.0
 LENGTH: 415
 HEIGHT: 300
 THICK: 50.0 (on each side)
 Units are (m).

Scale 1:500

NEWMONT EXPLORATION LTD.
 PAMICON DEVELOPMENTS & WESTMIN RESOURCES
 FAIRCHILD PROJECT, YUKON TERRITORY, CANADA
 MAYO MINING DISTRICT

Plate 5
JAZZ 1-62 CLAIMS
 Drill Holes JZ97-04, -05, -06 and -07

Stamp: 093 775
 Stamp: 5
 Stamp: STONES



LITHOLOGY

- casing
- homalithic breccia - bhm
- heteralithic breccia - bht
- siltstone

AU ASSAYS IN PPB (Left Column)

- < 10
- 10 to 25
- 25 to 60
- 60 to 200
- >= 200

CU ASSAYS IN PPM (Center Column)

- < 100
- 100 to 500
- 500 to 2000
- 2000 to 6000
- >= 6000

MO ASSAYS IN PPM (Right Column)

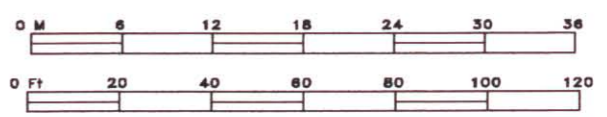
- < 2
- 2 to 5
- 5 to 9
- 9 to 23
- >= 23

BAR GRAPHS: ALTERATION MINERALS

- CHLORITE (left)
- FE-CARBONATE (center)
- JAROSITE (right)

SECTION PLANE:
 ORIGIN: (545045, 7167480, 1320)
 AZM/INC: 90.0, 90.0
 LENGTH: 140
 HEIGHT: 200
 THICK: 50.0 (on each side)
 Units are (m).

093775



Scale 1:500

NEWMONT EXPLORATION LTD.
 PAMICON DEVELOPMENTS & WESTMIN RESOURCES
 FAIRCHILD PROJECT, YUKON TERRITORY, CANADA
 MAYO MINING DISTRICT

Plate 6
 JAZZ 1-62 CLAIMS
 Drill Hole JZ97-08

Compiled By: M. STAMMERS	NTS MAP: 1.06 D/9	Coordinate System: UTM ZONE 8
Geologic Computing By: Terra Consulting-Reno, NV	Date Generated: 29-JAN-1998	File Name: 97FPJZ08.DWG