

093470



**ASSESSMENT REPORT ON THE
1995 DIAMOND DRILL PROGRAM
GODDELL GOLD PROJECT
WHEATON RIVER AREA, YUKON**

WHITEHORSE M.D., YUKON

September 20 to December 13, 1995


Location: 1. 60 km S of Whitehorse, Yukon
2. NTS 105 D/3, D/6
3. Latitude 60° 13' N
Longitude 135° 15' W

For: **OMNI RESOURCES INC.**
316 - 744 West Hastings Street
Vancouver, B.C.
V6C 1A5

By: R. Allan Doherty, P. Geo.
Aurum Geological Consultants Inc.
P.O. Box 4367
205 - 100 Main Street
Whitehorse, Yukon
Y1A 3T5

April 25, 1996
Revised May 29, 1996

This report has been examined by
the Geological Evaluation Unit
under Section 53 (4) Yukon Quartz
Mining Act and is allowed as
representation work in the amount
of \$ _____.


Regional Manager, Exploration and
Geological Services for Commissioner
of Yukon Territory.

SUMMARY

Arkona Resources Inc.'s Goddell Gold Project consists of 363 Quartz Mineral claims and three Crown Grants located in the Wheaton River area, Yukon. The property is accessible by road from Whitehorse. The ground became an attractive exploration target in 1981 when AGIP Canada Ltd. discovered a high grade gold ore body 10 kilometres to the west. A number of other successful exploration programs, including Omni Resources Inc.'s Skukum Creek property, have been carried out in the area.

The property is located adjacent to the eastern margin of the Mt. Skukum caldera complex. Cretaceous and older granitoid rocks of the Coast Plutonic Complex and older strata are intruded by Eocene hypabyssal and volcanic intermediate to felsic rocks in a structurally complex setting. The Goddell Fault is a 110° trending major fault and shear zone that is tangential to the Mt. Skukum Caldera Complex but which probably pre-dates the caldera formation.

Property work programs, completed in the late 1980's, consisted of geological mapping, geochemical sampling, prospecting, geophysical surveying, trenching, and diamond drilling. The most significant result of the work is the 1988 diamond drilling discovery of structurally-controlled ore-grade gold mineralization down-dip of previously known surface stibnite showings at the Goddell zone. Intersections of up to 20.91 g/t (0.61 opt) gold across an approximate true width of 4.75 m (15.6 ft) were encountered. Gold mineralization is closely associated with acicular arsenopyrite needles in sulfide-quartz-sericite-carbonate breccias, localized by the 110° trending Goddell Fault. The vertical distribution of gold and related metal values suggests that the mineralizing system has typical telescoped characteristics, from epithermal at surface transitional to a more mesothermal-style of mineralization at depth.

The age of the granodiorite hosting the Goddell Fault and shear zone is most likely early Jurassic. The geological setting, geochemical signature, structural control, and mineralogy of the mineralization in the Goddell Fault are in many ways similar to the sub-volcanic shear hosted gold vein deposit type found at the Snip and Johnny Mountain deposits in northwestern British Columbia.

The 1995 diamond drilling program was successful in further delineating the mineralization within the shear zone on the Goddell fault. Mineralized intercepts in DDH 95-23, 95-25, and 95-27 extended the mineralized zone to 200 m long by 100 m vertical with an average width of 5 m.

Based on these results, a three-stage exploration program consisting of additional surface drilling, driving a 600 m adit, and underground exploration is warranted and recommended at an estimated total cost of \$1,768,000.

TABLE OF CONTENTS

	Page
SUMMARY	i
TABLE OF CONTENTS	ii
INTRODUCTION	1
LOCATION AND ACCESS	2
HISTORY	4
PROPERTY	5
CLIMATE, TOPOGRAPHY AND VEGETATION	9
GEOLOGY	10
Regional Geology	10
Geology of the Goddell Gold Project	10
Mineralization	13
1995 DIAMOND DRILLING	14
Introduction	14
Results	14
CONCLUSIONS AND RECOMMENDATIONS	17
REFERENCES	20
STATEMENT OF QUALIFICATIONS	21
STATEMENT OF COSTS	22

List of Figures

Figure 1; Location, 1:6,000,000:	3
Figure 2; Claim Map, 1:100,000:	6
Figure 3; Geology, 1:100,000:	11
Figure 4; DDH-95-23 X-Section Looking NE, 1:2,000:	Appendix A
Figure 5; DDH-95-24 X-Section Looking NE, 1:2,500:	Appendix A
Figure 6; DDH-95-25 X-Section Looking NE, 1:2,000:	Appendix A
Figure 7; DDH-95-26 X-Section Looking NE, 1:2,000:	Appendix A
Figure 8; DDH-95-27 X-Section Looking NE, 1:2,000:	Appendix A
Figure 9; DDH-95-23 to 27, Geology and Assay Plan, 1:2,000:	Appendix A
Figure 10: Drill Hole Location Map, 1:4,000:	Appendix A

List of Tables

Table I: List of Claims and Crown Grants	6
Table II: 1995 Drill Hole Statistics	16

List of Appendices

Appendix A: Drill Sections and Plan Figures 4-10
Appendix B: Drill Logs DDH95-23 to DDH95-27
Appendix C: Drill Hole Summaries, Analytical Reports

INTRODUCTION

This report was prepared at the request of Mr. Jon Bergvinson, President of Omni Resources Inc. Its purpose is to report on the 1995 diamond drilling program on the Goddell Gold project and to make recommendations for further work. The Goddell Gold project is controlled by Arkona Resources Inc., (75%) and No. 276 Taurus Ventures Ltd., with whom Omni Resources Inc., has certain agreements that will allow Omni Resources Inc., to acquire a 60% interest in the Goddell Gold Project claims by fulfilling certain commitments. The diamond drill program, consisting of 5 core drill holes totalling 2842 m, was completed between September 20 and December 13, 1995.

The property is located about 60 kilometres south of Whitehorse, Yukon and is accessible by road.

Gold and silver were first sought in the Wheaton River area in the late 1800's. The ground became an attractive precious metal exploration target with the discovery of a gold orebody at nearby Mt. Skukum in 1981, and a major gold-silver deposit at Skukum Creek in 1985.

Antimony bearing veins were discovered on ground now covered by the Goddell Gold Project in 1893. Mineral exploration work completed since 1985 has consisted of prospecting, geological mapping, geophysical surveying, geochemical sampling, road building, trenching, underground rehabilitation, and diamond drilling. The 1985 and 1986 programs were supervised by Aurum Geological Consultants Inc.; the 1987 program was directed by Ian Coster, B.Sc., FGAC, and the 1988 and 1989 programs by Terry Elliott, B.Sc., M.S., both of Berglynn Resources Inc.

Seven additional diamond drill holes were completed on the Goddell structure in 1990 and were reported on in a news release on August 22, 1990 issued by Berglynn Resources Inc. and Skukum Gold Inc. The property has been dormant since that work was completed.


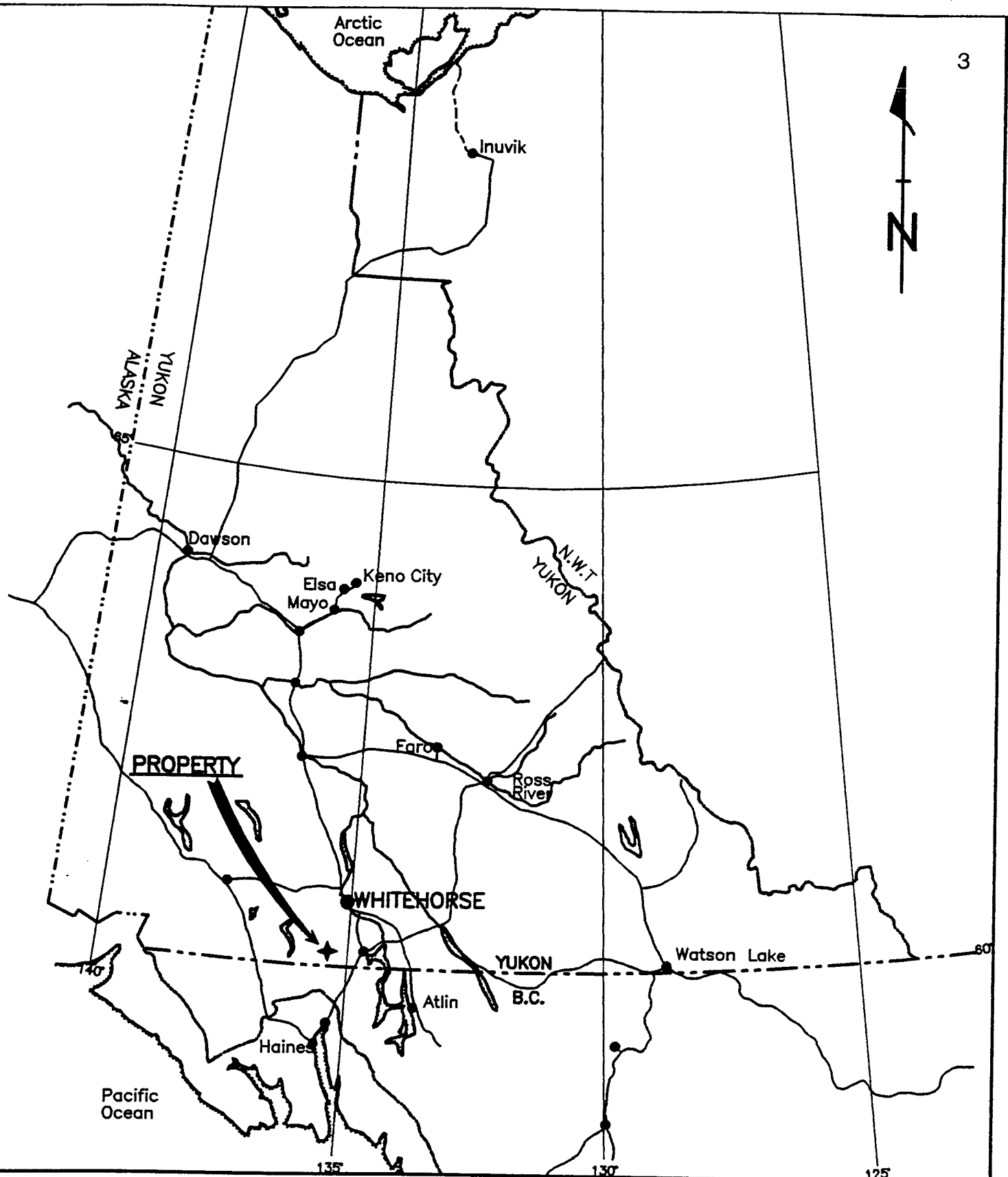
This report provides a description of results from the 1995 drill program on the Goddell Gold Project.

LOCATION AND ACCESS

The claims are located in southwestern Yukon, about 60 kilometres south of Whitehorse (Figure 1). The geographic coordinates of a point approximately in the centre of the main part of the property are 60° 12' North and 135° 15' West.

Access is by a good quality gravel road leading from the paved Whitehorse-Carcross Highway to the Mount Skukum and Skukum Creek mine sites. This road follows the south side of the Wheaton River and crosses several low-lying areas of the Goddell Gold Project property holdings, a road distance of about 75 kilometres from Whitehorse. Various 4WD roads provide access onto some upland areas.

Alternatively, helicopters are available for charter at Whitehorse.



OMNI RESOURCES INC.	
GODDELL GOLD PROJECT	
WHITEHORSE MINING DISTRICT, YUKON	
PROPERTY LOCATION	
<i>Aurum Geological Consultants Inc.</i>	date: APRIL, 1996
NTS: 105 D/4.6 drawn: JC	scale: 1:6,000,000 figure: 1

HISTORY

Considerable prospecting was carried out in the Wheaton River area starting in the early 1900's, culminating in the discovery of numerous gold and silver (and related metals) occurrences.

In 1981 AGIP Canada Ltd. discovered a gold orebody at Mount Skukum, 10 kilometres west of the Goddell Gold Project Property. This deposit produced some 5000 ounces of gold per month from start-up in March 1986 to August 1988. Published pre-production proven reserves stood at 235,000 tonnes (259,000 tons) grading 20 g/t (0.58 opt) gold (Doherty 1983). Mount Skukum Gold Mines Ltd operated between 1985 and 1988 producing some 85,000 ounces of gold.

A second potential gold-silver orebody was discovered by Omni Resources Inc. in 1985 at Skukum Creek, 7 kilometres southeast of Mount Skukum and 10 kilometres west of the Goddell Gold Project. Reserves are reported at 745,000 tonnes (821,000 tons) grading 7.9 g/t (0.23 opt) gold and 305 g/t (8.9 opt) silver, including 166,000 tonnes (183,000 tons) averaging 19.7 g/t (0.575 opt) gold and 566 g/t (16.5 opt) silver (Omni 1988 annual report).

The earliest recorded exploration work on ground now covered by the Goddell Gold Project was in 1893 (Cairnes 1912), when prospectors discovered stibnite veins while enroute to the Klondike area. There are no records of mineral production from any ground now covered by the Goddell Gold Project.

Stibnite mineralization at Goddell Gully was discovered and explored with a short adit prior to 1909 (Cairnes 1912). Yukon Antimony Corporation carried out a program of "Cat" trenching between 1964 and 1967.

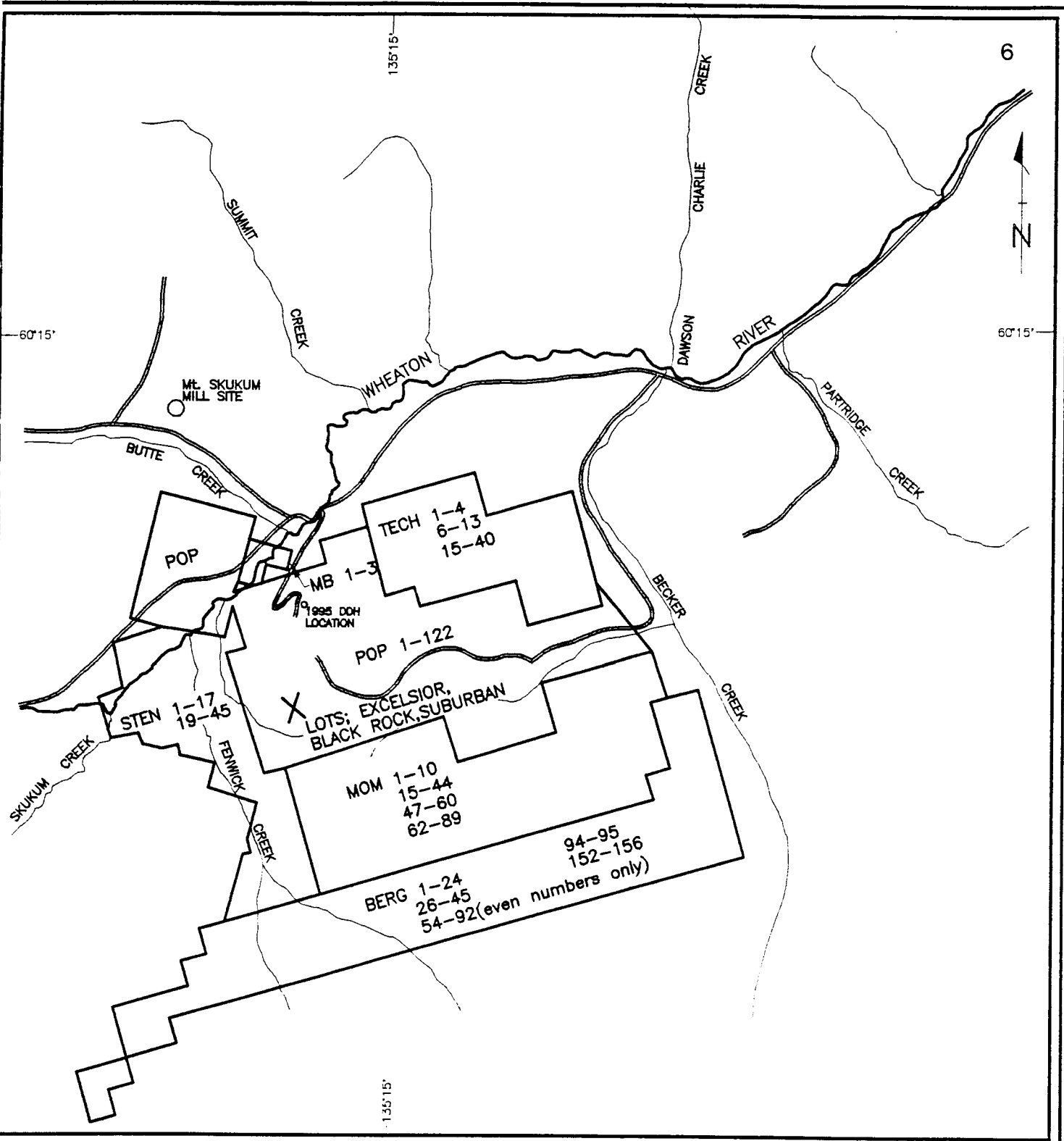
Berglynn Resources Inc. began acquiring claims in 1974 to cover the areas of known mineralization and surrounding ground. Soil geochemistry, geological mapping, underground rehabilitation, geophysics, trenching, and diamond drilling were performed mainly during the period 1985 to 1988 (Hulstein 1986, Doherty 1986a, Doherty 1986b, Coster 1987, and Baril 1989). Berglynn Resources Inc. entered into a joint venture agreement with Skukum Gold Inc. in 1987, and completed seven diamond drill holes in 1990. The 1990 drill holes were located to the south of the main Goddell structure. A press release issued by Berglynn Resources Inc., and Skukum Gold Inc. on August 22, 1990 reported narrow intersections in the 0.1 to 0.2 opt Au range. The drilling was along a 500 foot strike length.

PROPERTY




The property consists of 354 two-post unsurveyed mineral claims in five separate claim blocks (Figure 2), staked under the Yukon Quartz Mining Act and totalling approximately 10,000 hectares. Claim data and expiry dates are listed in Table I as follows:

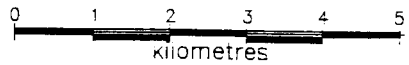
Table I - List of Claims and Crown Grants

Claim Name	Grant No.'s	Expiry Date
Tech 1-4	YA82362-365	01 Dec. 1997
Tech 6	YA82365	17 July 1998
Tech 7-13	YA82368-374	01 Dec. 1997
Tech 15-18	YA82376-379	01 Dec. 1997
Tech 19-21	YA86013-015	01 Dec. 1997
Tech 22-40	YA92145-163	01 Dec. 1997
Mom 1-10	YA81767-776	01 Dec. 1997
Mom 15-26	YA81781-792	01 Dec. 1997
Mom 27-30	YA81793-796	01 Dec. 1997
Mom 31-32	YA81797-798	01 Dec. 1997
Mom 33-38	YA81799-804	01 Dec. 1997
Mom 39-44	YA81805-810	01 Dec. 1997
Mom 47-48	YA81813-814	01 Dec. 1997
Mom 49	YA81815	01 Dec. 1997
Mom 50-60	YA81816-826	01 Dec. 1997
Mom 62-81	YA81828-847	01 Dec. 1997
Mom 82-89	YA82000-007	01 Dec. 1997
Pop 1-14	Y75415-428	01 Dec. 1997
Pop 15-18	YA81468-471	01 Dec. 1997
Pop 19	YA81472	01 Dec. 2000
Pop 20-21	YA81473-474	01 Dec. 1997
Pop 22	YA81475	01 Dec. 2000
Pop 23-24	YA81476-477	01 Dec. 2001
Pop 25	YA81478	01 Dec. 1997
Pop 26	YA81479	01 Dec. 2001
Pop 27-28	YA81480-481	01 Dec. 1997
Pop 29-36	YA81482-489	01 Dec. 2000
Pop 37-38	YA81490-491	01 Dec. 2001
Pop 39	YA81492	03 May 1998
Pop 40-46	YA81493-499	01 Dec. 1997
Pop 47	YA81500	01 Dec. 2001
Pop 48	YA81501	01 Dec. 1997
Pop 49-62	YA81502-515	01 Dec. 2001



Legend

-  RIVER
-  CREEK
-  ROAD



OMNI RESOURCES INC.	
GODDELL GOLD PROJECT	
WHITEHORSE MINING DISTRICT, YUKON	
CLAIM GROUP LOCATION	
Aurum Geological Consultants Inc.	date: APRIL, 1996
NTS: 105 D/4,6	drawn: JC
scale: 1:100,000	figure: 2

Claim Name	Grant No.'s	Expiry Date
Pop 63-64	YA81516-517	01 Dec. 1997
Pop 65-70	YA81518-523	01 Dec. 2001
Pop 71-72	YA86194-195	01 Dec. 1997
Pop 73-82	YA86190-205	01 Dec. 2000
Pop 83-84	YA86206-207	01 Dec. 1997
Pop 85-100	YA86208-377	01 Dec. 2000
Pop 101-102	YA93378-379	01 Dec. 1997
Pop 103-116	YA93382-395	01 Dec. 1997
Pop 117-122	YA94672-677	01 Dec. 1997
MB 1-3	YA94610-612	01 Dec. 2001
Sten 1-17	YA92922-938	01 Dec. 1998
Sten 19-45	YA92940-966	01 Dec. 2001
Berg 1-24	YB07466-469	01 Dec. 1998
Berg 26-45	YB07471-490	01 Dec. 1998
Berg 54	YB07499	01 DEC. 1998
Berg 56	YB07501	01 DEC. 1998
Berg 58	YB07503	01 DEC. 1998
Berg 60	YB07505	01 DEC. 1998
Berg 62	YB07507	01 DEC. 1998
Berg 64	YB07509	01 DEC. 1998
Berg 66	YB07511	01 DEC. 1998
Berg 68	YB07513	01 Dec. 1998
Berg 70	YB07515	01 Dec. 1998
Berg 72	YB07517	01 Dec. 1998
Berg 74	YB07519	01 Dec. 1998
Berg 76	YB07521	01 Dec. 1998
Berg 78	YB07523	01 Dec. 1998
Berg 80	YB07525	01 Dec. 1998
Berg 82	YB07527	01 Dec. 1998
Berg 84	YB07529	01 Dec. 1998
Berg 86	YB07531	01 Dec. 1998
Berg 88	YB07533	01 Dec. 1998
Berg 90	YB07535	01 Dec. 1998
Berg 92	YB07537	01 Dec. 1998
Berg 94-95	YB07539-540	01 Dec. 1998
Berg 152-160	YB07597-605	01 Dec. 1998

Crown Grants

<u>Claim Name</u>	<u>Lot Number</u>	<u>Grant No.</u>
Excelsior	106	Y05-040301 06010
Black Rock	122	Y05-040301 22010
Suburban	123	Y05-040301 23000

The Tech, Mom, Pop, MB, Sten, and Berg claims are owned by Arkona Resources Inc., subject to an agreement between Omni Resources Inc., Arkona Resources Inc., and No. 276 Taurus Ventures Ltd., whereby Arkona Resources Ltd., is a beneficial owner of 75% of the Goddell Gold Project and Taurus Ventures Ltd., is a beneficial owner of 25% of the Goddell Gold Project. Subject to regulatory approval, Omni Resources Inc., wishes to acquire a 60 % interest in the property pro rata from Arkona and Taurus.

The current claim status in the area is shown on Yukon Quartz and Placer Sheets 105 D-3 and 105 D-6, and the claims are collectively known as the Goddell Gold Project. The renewal dates shown for the claims is pending the filing of an assessment report with the Whitehorse Mining Recorders office.

CLIMATE, TOPOGRAPHY AND VEGETATION

The climate in the area of the Goddell Gold Project is variable with hot summers and long cold winters. Precipitation is light, averaging about 40 cm (15.7") annually, with heavy snowfalls occurring during the winter months.

The property is situated at the eastern flank of the Coast Mountains and topography is moderate to rugged. Elevations range from 915 m (3000 ft) to 1860 m (6100 ft) above sea level. The area has been greatly modified by Pleistocene glaciation, and glacial features such as U-shaped valleys, aretes and cirques are common. The central part of the property covers an upland alpine plateau bordered by steep scarps.

Vegetation ranges from mature white spruce and lodgepole pine forest in the Wheaton river valley to alpine shrubs and grasses above treeline.

GEOLOGY

Regional Geology

The Goddell Gold Project is situated at the eastern flank of the Coast Plutonic Belt. Cairnes (1912), Wheeler (1961), and Doherty et al (1988) have adequately described the regional geology.

The Coast Plutonic Belt is composed of foliated and non-foliated granitoid rocks of Cretaceous and earlier age flanked by older metamorphosed and unmetamorphosed sedimentary and volcanic strata. Irregular belts of lower Mesozoic to Paleozoic (Nisling Terrane) metasedimentary and metavolcanic rocks occur as roof pendants.

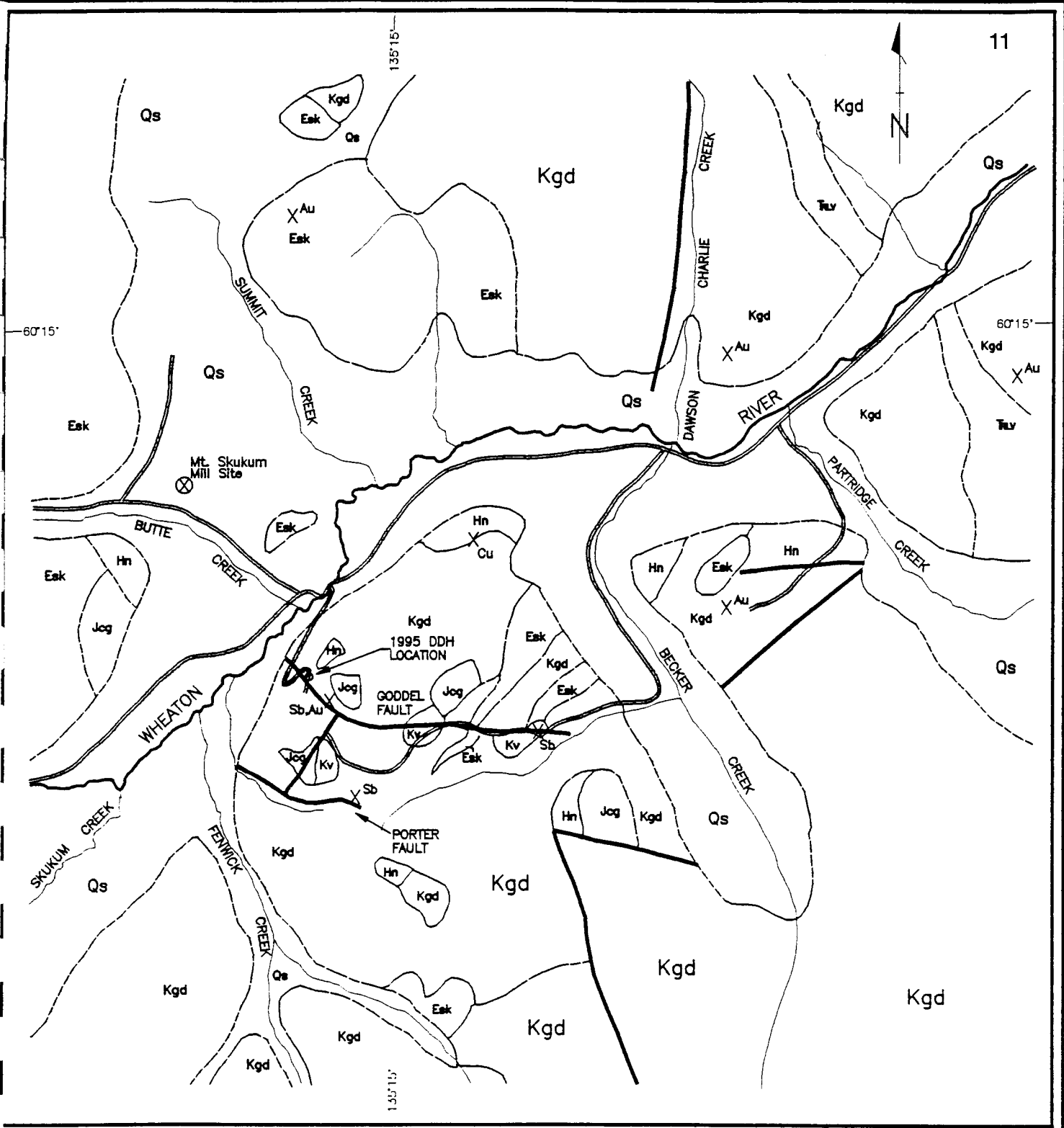
The Goddell Gold Project is located on the eastern margin of the Mt. Skukum Volcanic Complex, an Eocene (Pride and Clark 1985) cauldron with associated bimodal volcanism. The Mt. Skukum orebody is located within the cauldron, and the Skukum Creek deposits are at its southern margin (Forster et al 1986, Doherty et al 1988).

Faulting, lithologic attitudes and other regional trends are generally northwest, with some younger northeast structures. Most structurally controlled mineral deposits in the area are associated with pre-existing northeast trending fault zones now occupied by intermediate to felsic dikes. There does not appear to be any relation between mineralization and wallrock lithology. Many mineral occurrences, including the Skukum Creek gold-silver deposit, have elevated antimony and arsenic values.

Geology of the Goddell Gold Project

Property geology (Figure 3; Doherty 1986b, Coster 1987, Doherty et al 1988, Baril 1989) is much more complex than can be shown on the previously described regional mapping. Rock outcrops are restricted to scarps bordering upland plateaux and some creeks, and probably constitute approximately 10% of the total property area.

Nisling Terrane foliated quartz-feldspar-biotite gneisses, biotite schists, and marbles (map unit Hn) of Hadrynian to Cambrian age are the oldest exposed lithology on the Goddell Gold Property. They are found as roof pendants in granodiorite over the entire property. Some exposures show evidence of contact metamorphism, including skarnification. Irregular zones of Paleozoic to Cretaceous variably metamorphosed granitoid, volcanic, and sedimentary rocks (map units TRlv, Jcg, and Kv) also occur as roof pendants and tectonic slices.



Legend

- | | |
|----------------------------------|--------------------------------|
| LITHOLOGIES | |
| QUATERNARY | PRECAMBRIAN |
| Qs SURFICIAL DEBRIS | Hn QUARTZITE AND GNEISS |
| Eocene | |
| Eak ANDESITE AND RHYOLITE | SYMBOLS |
| Cretaceous | RIVER |
| Kgd GRANODIORITE | CREEK |
| Kv ANDESITE | FAULT |
| Jurassic | APPROXIMATE LITHOLOGIC CONTACT |
| Jog CONGLOMERATE | MINERAL OCCURRENCE |
| Triassic | ROAD |
| Tur ANDESITE | |



OMNI RESOURCES INC.
GODDELL GOLD PROJECT
 WHITEHORSE MINING DISTRICT, YUKON

REGIONAL GEOLOGY

PROFESSIONAL
 PROVINCE
 R. A. DOHERTY
 BRITISH COLUMBIA
 GEOSCIENTIST

<i>Aurum Geological Consultants Inc.</i>	date: APRIL, 1996
NTS: 105 D/4.6 drawn: JC	scale: 1:100,000 figure: 3

GEOLOGY SIMPLIFIED AFTER DOHERTY et al (1988)

Leucocratic medium grained equigranular to porphyritic granitoid rocks (map unit Kgd) have intruded the older metamorphic rocks. Based on an overall mineralogy of feldspar (% plagioclase > % orthoclase), 60%; quartz, 25%; and mafic minerals, 15%, they can be classified as granodiorite, locally grading into quartz monzonite and monzonite. Hornblende usually predominates over biotite, and both are variably chloritized. This unit is the most commonly exposed lithology on the Goddell Gold Project and is most likely part of the Bennett granite which is probably of Jurassic (190 Ma.) age.

Eocene volcanic rocks comprised mainly of rhyolite and andesite (map unit ESK) have been mapped as dikes and plug-like structures over most of the property, although many are too small to be shown at 1:100,000 scale. Emplacement was along faults or local fractures related in part to doming and collapse of the Mt. Skukum Caldera Complex.

Dikes, faults, and air photo lineaments mapped to date on the Goddell Gold Project follow a predominant northeast trend, discordant with regional structures but tangential to the margin of the Mt. Skukum Volcanic Complex (Doherty et al 1988). Secondary lineaments trend east to southeast, and include the 6 km long Goddell Fault which has a 110° strike.

MINERALIZATION

Records of mineral discoveries in the Goddell Gold Project area date back to 1893 (Cairnes 1912). Stibnite mineralization at the Becker-Cochrane, Porter, and Goddell zones was discovered by 1909. Although a number of other showings have been discovered since, the Becker-Cochrane and Goddell antimony-bearing zones have received most of the exploration interest. This report focuses entirely on the drilling on the Goddell Gulch during 1995.

Sulfides consisting mainly of pyrite with minor stibnite, sphalerite, arsenopyrite, and jamesonite are enclosed within a quartz-barite-calcite-clay gangue. Multiple sub-parallel sulfide-bearing vein-type structures are restricted to a 50 m wide zone of sheared, altered, and brecciated quartz monzonite with andesitic and rhyolitic dikes. Several phases of shearing, diking, mineralization, and hydrothermal alteration are evident. Ubiquitous phyllic alteration is present, especially in the granitoid wall rocks. Other alteration minerals include carbonate, Fe-carbonate, chlorite, chalcedony, and fluorite. Sampling has yielded values ranging up to 17.1 g/t gold, 218 g/t silver, 4.7% antimony, 2.6% zinc, and 2.9% arsenic from selected surface grab samples of lithic-quartz-sulfide veins/breccias exposed at 1200-1500 m elevation (Coster 1987). Anomalous gold results were also obtained from altered quartz monzonite, rhyolite, and andesite wallrock.

Exploratory diamond drilling carried out in 1987 tested the Goddell Fault at relatively shallow depths (920-1280 m elevation) along a strike length of 250 m (Coster 1987).

Continued drilling in 1988 below the anomalous gold results encountered in 1987 tested the structure as deep as 800 m elevation (Baril 1988). Gold values up to 20.91 g/t across a core width of 11.24 m (true width of about 4.5-5.0 m), including 4.2 m (true width of 2.1 m) grading 44.3 g/t, were returned in DDH 88-3. Hole DDH 88-2, intersecting the zone 60 m to the east, returned 13.51 g/t across 6.45 m (approximate true width of 3.2 m). Fine acicular arsenopyrite-pyrite-lithic-quartz-sericite-carbonate breccias and stockwork veinlets are the primary hosts of gold mineralization. Where fine acicular arsenopyrite needles are present, the sulphide breccias invariably report gold assays. Intensely microfractured and argillically altered quartz monzonite wallrock with no visible sulfides between multiple felsic dike structures has returned up to 3 g/t gold.

1995 DIAMOND DRILLING

Introduction

A program of diamond drilling (five holes totalling 2842 m) was completed between September 20 and December 13, 1995. The program was designed to test the western extension of the zones discovered in the 1988 diamond drilling program and to further explore the zone at depth. In order to limit the need for helicopter support, the existing drill road was pushed as close to the zone as possible. The terrain in the Goddell Gulch is very steep and the road could not be extended closer than 270 m from the locations of the 1987 and 1988 helicopter drill pads. As a result the holes drilled in 1995 were on average over 500 m long. The holes were also drilled at an acute angle to the strike of the mineralized shear zone. A light log was used to survey the drill holes to accurately locate the mineralized intercepts at depth. There was some difficulties correlating the 1987 and 1988 drill hole data with the 1995 data because the 1987 and 1988 drill holes were never surveyed and had only acid tests to indicate hole deviation.

Core was logged at the Mt. Skukum Mine site and samples from the mineralized sulfide breccia zones and any other zones of interest were marked, split, and sent assay at Acme Analytical Laboratories Ltd. A total of 450 samples from the five drill holes were assayed for gold plus a 31 element ICP analyses. The core is stored in core racks at the Mont Skukum Mine site.

Results

Results from the 1995 drill program confirmed that the area drilled in 1987 and 1988 represents a significant mineralized structure within a 110° trending broad shear zone within an early Jurassic granite. The shear zone is up to 50 m wide and contains within it an echelon or cymoid type sulphide breccia veins that commonly occur adjacent to mafic to intermediate dyke swarms that post date most of the shearing and probably the mineralization.

Simplified drill sections, a level plan projected to surface, and a map showing the location of drill holes relative to topography and claims are presented in (Figures 4-10) found in Appendix A. Appendix B contains drill logs and assay reports.

Table II below lists the drill hole statistics for the 1995 Diamond drilling program:

1995 DRILL HOLE STATISTICS

HOLE NUMBER	UTM METRES NORTH	UTM METRES EAST	ELEVATION METRES	AZIMUTH DEGREES	DIP DEGREES	LENGTH METRES
95-23	6672733.56	484161.76	1178.61	121.83	-55.00	483.11
95-24	6672733.85	484162.08	1178.85	117.35	-54.66	678.21
95-25	6672736.00	484145.84	1172.64	126.61	-59.99	505.07
95-26	6672623.00	484057.81	1188.00	98.50	-52.50	501.40
95-27	6672735.00	484152.50	1172.00	119.00	-61.00	674.52

A brief summary of the results from each drill hole follows.

DDH 95-23 - Figure 4

Drill Hole 95-023 was collared to test the mineralized zone approximately 50 m vertically below the 0.610 opt Au over 11.24 m intercept (4,75 M true width) from DDH 88-3. Hole 95-23 pierced the mineralized shear zone significantly higher and further to the west than planned. The hole intersected sulphide breccia containing the characteristic acicular arsenopyrite needles in and returned a weighted assay of 0.461 opt Au over 2.80 m from an elevation of 850 m.

The zone was intercepted some 80 m west of and 100 m above the planned target and indicated that either the hole deviation was significant or that the location of the plotted intercept in DDH 88-3 was not accurate. After reviewing the light-log data for Hole 95-23 it was apparent that there was significant downhole deviation but not enough to account for the apparent discrepancies between target and actual intercept. This problem continued throughout the drill program and the logical explanation is that the locations (xyz co-ordinates) of the 1987 and 1988 intercepts were not accurate. The fact that the collar locations and azimuths of the 1995 holes were at an acute angle to the strike of the shear zone added further complications in attempts to intersect the mineralized zone at the targeted elevations. However, the fact that all holes that intersected the shear zone within the mineralized elevation returned mineralized intercepts is very encouraging.

DDH 95-24 - Figure 5

DDH 95-24 was drilled from the same set up as DDH 95-23 and was targeted to intersect the shear zone below the intersection in DDH 88-3 just below the 700 m elevation. DDH 95-24 intersected sulphide breccia between 452.58 m to 459.50 m which assayed 0.4 opt Au over 6.92 m. The mineralized intercept was at 826 m elevation and was located approximately 45 m west of and 26 m higher than the intercept in DDH 88-3.

DDH 95-25 - Figure 6

This drill hole was collared from a set up 15 m west of DDH 95-23 & 24 and was targeted to intersect the down dip extension of the sulphide breccia approximately 100 m below the intercept in DDH 95-23. DDH 95-25 intersected two anomalous zones as follows: 0.48 m grading 0.088 opt Au and 0.69m grading 0.162 opt au at 256 m and 388 m respectively down the hole.

DDH 95-26 - Figure 7

Hole 95-26 was drilled from a pad located approximately 140 m southwest of the 95-23 to 95-25 pads. The Hole was targeted to test a deep intersection below DDH 88-3. The drill hole intersected the hanging wall of the shear zone at a relatively shallow depth (61.5 m) and continued within the shear zone for 370 m before it cut through the footwall of the shear. As no significant sulphides were intersected within the shear zone the hole was stopped.

DDH 95-27 - Figure 8

This hole was drilled from a drill pad half way between DDH 95-23 and 95-25. The hole was targeted for a deep intersection beneath the 1988 intersections. Hole 95-27 returned a 7.4 m section between 460.10 and 467.50 m that assayed 0.163 opt Au.

A plan view of all significant drill holes is shown in Figure 9. The mineralized intercepts from Holes 88-2, 88-3, 95-23, 95-25, and 95-27 define a 200 m long mineralized zone. The zone has an approximate strike of 105° and mineralized intercepts occur between approximately 770 m to 880 m elevation. Further exploration may show that the mineralized intercepts represent discreet cymoids or en-echelon vein pods within the shear. The fact that all drill holes that intersected the shear zone between the 770 m and 880 m elevations returned significant gold grades over mineable widths is very positive. The mineralized zone is open to the east, west, and at depth.

Geochemical statistics were calculated for all 450 drill core assays. There is a strong positive correlation between Au - As; Ag - Pb - Zn - Cd - Hg; and between Mo - W. The geological setting, geochemical signature, structural control, and mineralogy of the Goddell Gold Project and structure are in many ways similar to the sub-volcanic shear

hosted gold vein deposit type found at the Snip and Johnny Mountain deposits.

CONCLUSIONS AND RECOMMENDATIONS

Diamond drilling on the Goddell Gold Project has confirmed that a significant gold bearing shear zone underlies the Goddell Gulch fault. The shear zone is approximately 50 m wide and cuts an early Jurassic granodiorite. Widespread alteration, veining, and mineralization demonstrate the large hydrothermal system which has affected the property.

Drill holes completed in 1987 and 1988 on the Goddell fault zone yielded ore-grade gold values of up to 20.91 g/t across an approximate true width of 4.75 m in hole 88-3. A second drill hole, intersecting the structure 60 m to the east, returned up to 13.51 g/t across a true width of about 3.2 m. Three drill holes from the 1995 drill program intersected the mineralized shear zone and effectively doubled the strike length of the mineralized zone. Hole 95-23 returned 0.461 opt Au over 2.8 m; hole 95-24 returned 0.400 opt Au over 6.92 m and Hole 95-27 returned 0.163 opt Au over 7.4 m. The currently defined mineralized part of the shear zone measures approximately 200 m long by 100 m in the vertical dimension with an average width of 5 m. The mineralized shear zone is open at depth and to both the east and west.

Geochemical statistics were calculated for all drill core samples. There is a strong positive correlation between Au - As; Ag - Pb - Zn - Cd - Hg; and between Mo - W. The structural style of mineralization, intrusive age, mineralogy and geochemistry suggest that the Goddell Gold Project may be best classified as a sub-volcanic shear hosted gold mineralization similar to the Johnny Mountain and Snip deposits. Unlike Johnny Mountain and Snip, the Goddell Gulch mineralized shear zone does not contain copper in economic concentrations.

Results of previous exploration programs on the Goddell Gold Project warrant additional exploration for shear hosted gold veins. The fact that the mineralized shear zone is some 350 m below the closest surface drill point requires long holes to reach the target elevation. The average 1995 drill hole was over 550 m in length and most significant intersections were near the bottom of the holes. It is recommended that follow up work at the Goddell Gold Project consist of a minimum of two drill holes to test the western extension of the mineralized shear. If these holes succeed in further extending the mineralized zone then a decline should be driven toward the known mineralization to allow further definition drilling. One drill hole should be collared from the 88-1 to 88-4 helicopter drill pad and that hole should be carefully surveyed both for surface coordinates and down-hole deviation to help resolve the problems correlating the 1987 and 1988 drill holes with the drilling completed in 1995.

The following three-stage work program, is warranted and recommended. As an alternative, a decision could be taken to immediately commence Stage 2, collaring an adit as the Stage 1 program is in progress. Or, Stage 1 could be abandoned in favour of completing a decline (Stage 2), followed by underground exploration and ore definition drilling from the decline (Stage 3). The following are the recommended work programs for Stages 1-3.

Stage 1

1. Two diamond drill holes should be collared to intersect the shear zone 50 m west of the intersections in 95-23 and 95-27. A third hole could be drilled from the 88-1 to 88-3 helicopter pad to target a deeper intersection under hole 88-3 and to obtain better survey data for this area of mineralized intersections.
2. Baseline environmental studies should be initiated to determine the acid generating potential of the wall rock and mineralization within the zone in preparation for a B Type Water Licence application.

Stage 2

1. Collar a 4.0 by 3.5 m decline to the southeast of the Goddell Shear and drive the decline approximately 600 m to a position approximately 100 m above the main area of mineralization. From that point, further definition drilling can be completed to extend the mineralized zone and develop ore reserves.

Stage 3

From the decline a number of fan drill holes should be planned to further outline the mineralization within the shear zone. A minimum 25 m spacing of pierce points through the mineralized zone would be required to define an ore reserve.

Costs for the recommended work program (Stages 1-3) is estimated at \$2,000,000 as detailed below:

Stage 1

Surveying (surface and down-hole):	\$8,000.00
Geological supervision:	\$18,000.00
Analytical:	\$9,000.00
Helicopter and bulldozer support:	\$15,000.00
HQ/NQ Diamond Drilling, 2000 m @ \$90/m:	\$180,000.00
Support costs (camp, trucks, fuel, etc.):	\$20,000.00
Contingencies:	\$20,000.00

Total Cost, Stage 1: **\$ 270,000.00**

Stage 2


600 m decline @ \$1800/m: \$1,080,000.00
 Geotechnical & environmental permitting: \$20,000.00
 Contingencies: \$110,000.00
Total Cost, Stage 2: **\$1,210,000.00**


Stage 3

Surveying and mapping: \$5,000.00
 Geological supervision: \$18,000.00
 Analytical: \$10,000.00
 HQ/NQ underground Diamond Drilling, 2000 m @ \$100/m: \$200,000.00
 Support costs (camp, trucks, fuel, etc.): \$20,000.00
 Environmental monitoring and baseline studies: \$15,000.00
 Contingencies: \$20,000.00
Total Cost, Stage 3: **\$ 288,000.00**

Total Estimated Cost, Stages 1, 2, and 3: **\$1,768,000.00**

Respectfully submitted;
Aurum Geological Consultants Inc.


 R. Allan Doherty, P. Geo.



April 25, 1996
 Revised May 29, 1996

REFERENCES

- Baril, J., 1989: Assessment Report on the Geology and Diamond Drilling of the Pop, Mom, Berg, Sten and MB Claims. Assessment report for Berglynn Resources Inc. and Skukum Gold Inc.
- Cairnes, D.D., 1912: Wheaton District, Yukon Territory. G.S.C. Memoir 31.
- Coster, I., 1987: Report on the Geology, Geophysics, Trenching and Diamond Drilling of the Pop Claims. Assessment report for Berglynn Resources Inc. and Skukum Ventures Inc.
- Doherty, R.A., 1983: Mt. Skukum; Assessment Report No.'s 091462 and 091474. in D.I.A.N.D. Exploration and Geology, 1983. pp. 162-164.
- Doherty, R.A., 1986a: Preliminary Geological Evaluation on the Pop Claim Group. Assessment report 091820 for Berglynn Resources Inc. by Aurum Geological Consultants Inc. in D.I.A.N.D. Exploration and Geology, 1985-1986.
- Doherty, R.A., 1986b: Summary Report of Field Activities on the Pop Property. Private report for Berglynn Resources Inc. by Aurum Geological Consultants Inc.
- Doherty, R.A., C. Hart, J. Wegenast, and J. Hunt, 1988: Preliminary Geology of Fenwick Creek (105 D/3) and Alligator Lake (105 D/6) Map Areas. D.I.A.N.D. Open File 1988-2 by Aurum Geological Consultants Inc.
- Forster, C.N., R.W. Hulstein, and H.J. Keyser, 1986: Report on the Skukum Creek Property. Report for Omni Resources Inc. by Aurum Geological Consultants Inc. in D.I.A.N.D. Yukon Exploration, 1985-1986.
- Hulstein, R.W., 1986: Geological, Geochemical, and Airphoto Interpretation Report on the Pop 71-104 Claims. Assessment report 091809 for Berglynn Resources Inc. by Aurum Geological Consultants Inc. in D.I.A.N.D. Exploration and Geology, 1985-1986.
- Pride, M.J. and G.S. Clark, 1985: An Eocene Rb-Sr Isochron for Rhyolite Plugs, Skukum Area, Yukon Territory. C.J.E.S. Vol. 22, pp. 1747-1753.
- Wheeler, J.O., 1961:
Whitehorse Map-Area, Yukon Territory. 105D. G.S.C. Memoir 312.


STATEMENT OF QUALIFICATIONS

I, R. Allan Doherty, hereby certify that:

1. I am a geologist with AURUM GEOLOGICAL CONSULTANTS INC., 205 - 100 Main Street, P.O. Box 4367, Whitehorse, Yukon, Y1A 3T5.
2. I am a graduate of the University of New Brunswick, with a degree in geology (Hons. B.Sc., 1977) and that I attended graduate school at Memorial University of Newfoundland, 1978-80. I have been involved in geological mapping and mineral exploration continuously since then.
3. I am a member of the Association of Professional Engineers and Geoscientists of the Province of British Columbia, Registration No. 20564 and of the CIMM.
4. I am the author of this report based on information collected during property work completed between September 25 to December 13, 1995, and on referenced sources.
5. I have no direct or indirect interest in the properties or securities of Omni Resources Inc., or any listed joint venture partners.
6. I consent to the use of this report by Omni Resources Inc. provided that no portion is used out of context in such a manner as to convey a meaning differing materially from that set out in the whole.

April 25, 1995
Revised May 29, 1996

R. Allan Doherty, P.Geol.



STATEMENT OF COSTS

All work completed between September 20, 1995 and December 13, 1995

All work completed on Pop 67 & 68 claims and applied under Grouping Certificates HA02764-HA02796 and HA02838-HA02869.

Nov. 27, 1995 Assessment Certificate: 712 Claim years	\$71,200.00
Dec. 22, 1995 Assessment Certificate: 96 Claim years	\$ 9,600.00
Total work value claimed	\$80,800.00

Work on Pop 67 Claim YA81520

1. Physical work (Diamond drilling)

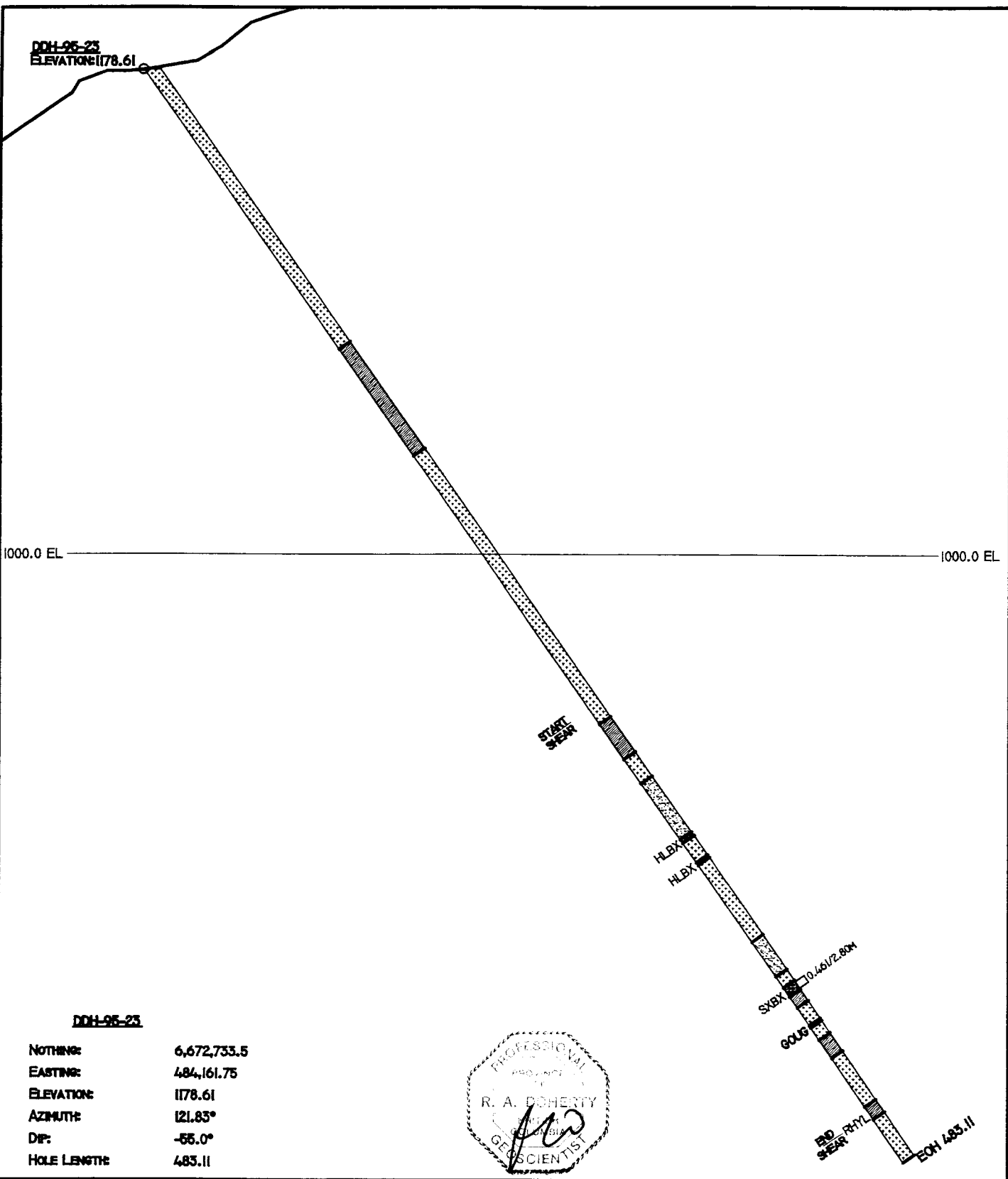
Caron Diamond Drilling In #3344:	\$19,019.25
Caron Diamond Drilling In #3346	\$58,779.38
Caron Diamond Drilling In #3353:	\$22,333.46
Total assessment value:	\$100,132.09

Work on Pop 68 Claim YA85121

1. Physical work (Diamond drilling)

Caron Diamond Drilling In #3356:	\$71,081.06
Total assessment value:	\$71,081.06

APPENDIX A
FIGURES 4-10



DDH-95-23
ELEVATION: 1178.61

1000.0 EL

1000.0 EL

START SEAR

HLBX
HLBX

SVBX 10.46/2.80M
GOUZ

END SEAR

EON 483.11

DDH-95-23

NOTHING: 6,672,733.5
EASTING: 484,161.75
ELEVATION: 1178.61
AZMUTH: 121.83°
DIP: -55.0°
HOLE LENGTH: 483.11



LEGEND

- | | |
|---|---------------------------------|
| HLBX HETEROLITHIC BRECCIA - MIX OF RHYL, RDPP, QZHZ AND AN/D IN GREY GROUNDMASS | RHYL RHYOLITE |
| QZHZ QUARTZ MONZONITE | PEG PEGMATITE |
| AN-D ANDESITE DIKE | GOUZ GOUGE ZONE |
| RDPP RHYODACTE FELDSPAR PORPHYRY DIKE | 0.464/1 GRADE (AU OPT)/WIDTH(M) |
| RQFP RHYOLITE QUARTZ FELDSPAR PORPHYRY | |





OMNI RESOURCES INC.	
GODELL GOLD PROJECT WHITEHORSE MINING DISTRICT, YUKON TERRITORY	
DDH-95-23 X-SECTION LOOKING NE	
Anstrup Geological Consultants Inc.	Date: APRIL, 1996
NTS: 105 D/4	Drawn: JC Scale: 1:2000 Figure: 4

DDH-95-24
ELEVATION 1175.83

1000.0 EL. 1000.0 EL.

800.0 EL. 800.0 EL.

LEGEND

-  HLBX HETEROLITHIC BRECCIA - MIX OF RHYL, RDFF, QZMZ AND AN/D IN GREY GROUNDMASS
-  QZMZ QUARTZ MONZONITE
-  AN-D ANDESITE DIKE
-  RDFF RHYODACITE FELDSPAR PORPHYRY DIKE
RQFP RHYOLITE QUARTZ FELDSPAR PORPHYRY
- RHYL RHYOLITE
- PEG PERMATITE
- GOLG GOUGE ZONE
- 0.464/1.0 GRADE (AU OPT)/WIDTH(M)

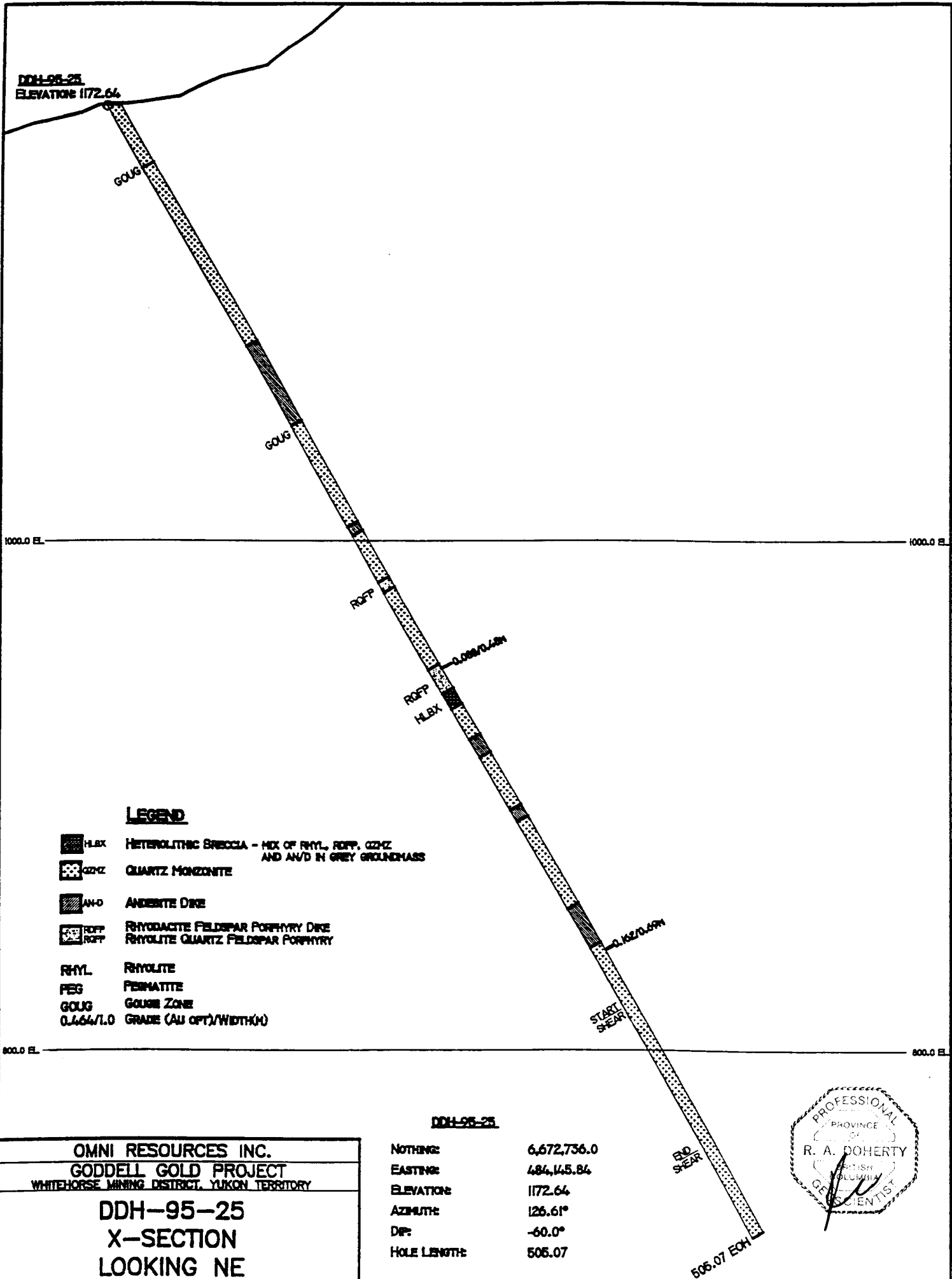
DDH-95-24

NOTHING: 6,672,734.0
EASTING: 484,162.09
ELEVATION: 1175.83
AZIMUTH: 117.35°
DIP: -54.66°
HOLE LENGTH: 678.21



ECH 678.21

OMNI RESOURCES INC.	
GODELL GOLD PROJECT	
WHITEHORSE MINING DISTRICT, YUKON TERRITORY	
DDH-95-24	
X-SECTION	
LOOKING NE	
Asurum Geological Consultants Inc.	Date: APRIL, 1996
NTS: 105 D/4	Drawn: JC Scale: 1:2500 Figure: 5



DDH-95-25
ELEVATION 1172.64

GOU

GOU

1000.0 EL.

1000.0 EL.








RQF

RQF

HLB

0.008/0.46m

LEGEND

-  HLB HETEROLITHIC BRECCIA - MIX OF RHYL, RQF, QZM AND AND IN GREY GROUNDMASS
-  QZM QUARTZ MONZONITE
-  AND ANDESITE DIKE
-  RFP RHYODACITE FELDSPAR PORPHYRY DIKE
RQF RHYOLITE QUARTZ FELDSPAR PORPHYRY
-  RHYL RHYOLITE
-  PEG PEGMATITE
-  GOU GOUGE ZONE
- 0.466/1.0 GRADE (AU OPT)/WIDTH(M)

800.0 EL.

800.0 EL.

START SHEAR

0.162/0.69m

END SHEAR

505.07 ECH

DDH-95-25

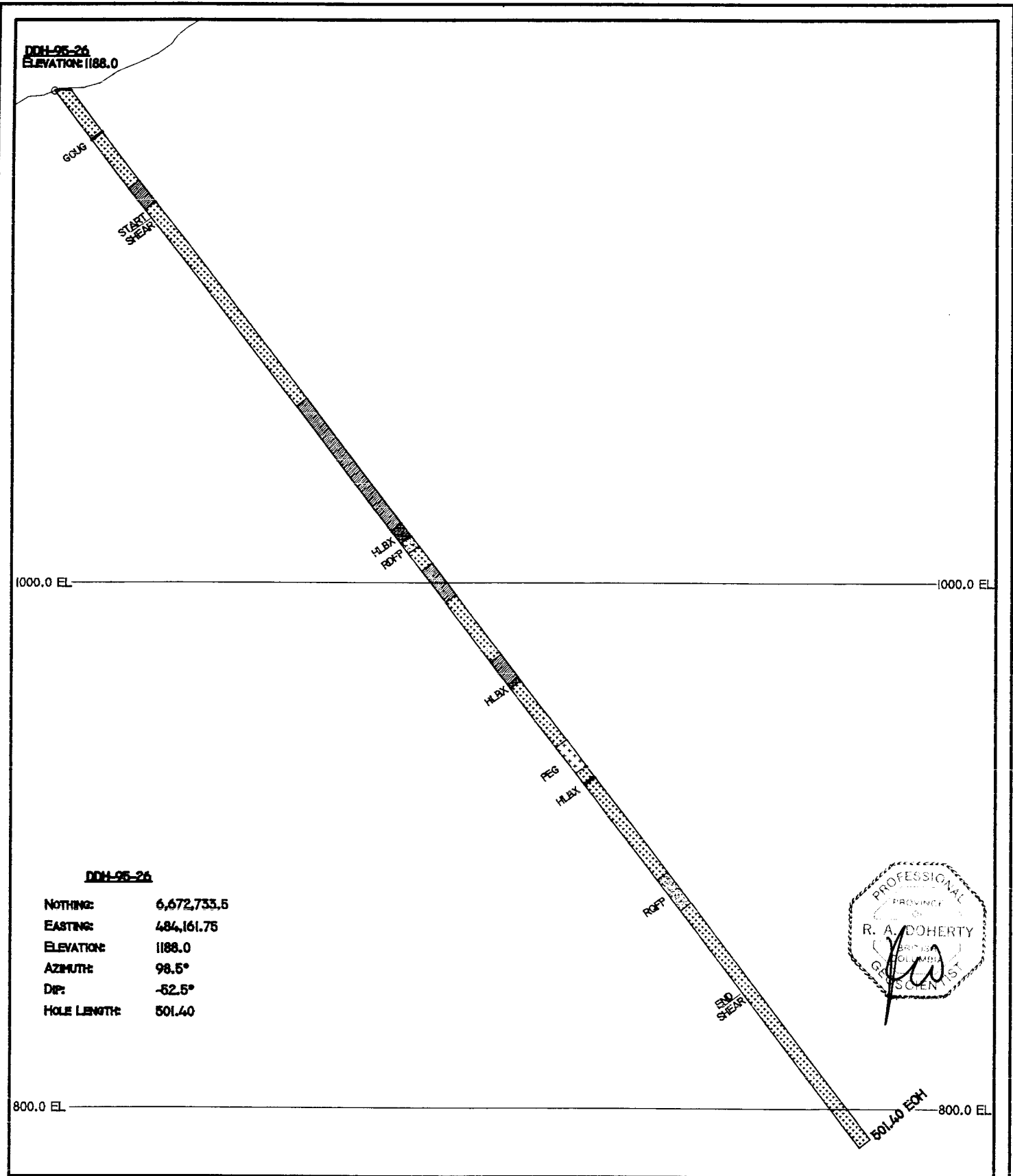
NOTHING:	6,672,736.0
EASTING:	484,145.84
ELEVATION:	1172.64
AZIMUTH:	126.61°
DIP:	-60.0°
HOLE LENGTH:	505.07



OMNI RESOURCES INC.
GODELL GOLD PROJECT
WHITEHORSE MINING DISTRICT, YUKON TERRITORY

**DDH-95-25
X-SECTION
LOOKING NE**

Aurum Geological Consultants Inc. Date: APRIL, 1996



DDH-95-26

NOTHING: 6,672,733.5
 EASTING: 484,161.75
 ELEVATION: 1188.0
 AZIMUTH: 98.5°
 DIP: -62.5°
 HOLE LENGTH: 501.40



LEGEND

- | | | | |
|--|---|-----------|--------------------------|
| | HLBX HETEROLITHIC BRECCIA - MIX OF RHYL, RQFP, QZMZ AND AN/D IN GREY GROUNDMASS | RHYL | RHYOLITE |
| | QZMZ QUARTZ MONZONITE | PEG | PEGMATITE |
| | AN-D ANDESITE DIKE | GOUZ | GOUGE ZONE |
| | RQFP RHYODACTE FELDSPAR PORPHYRY DIKE | 0.464/1.0 | GRADE (AU OPT) /WIDTH(M) |
| | RQFP RHYOLITE QUARTZ FELDSPAR PORPHYRY | | |

OMNI RESOURCES INC	
GODDELL GOLD PROJECT	
WHITEHORSE MINING DISTRICT, YUKON TERRITORY	
DDH-95-26	
X-SECTION	
LOOKING NE	
<i>Aurum Geological Consultants Inc.</i>	Date: APRIL, 1996
NTS: 105 D/4	Drawn: JC Scale: 1:2000 Figure: 7


DDH-95-27
ELEVATION 1172.0

1000.0 EL ————— 1000.0 EL

800.0 EL ————— 800.0 EL

DDH-95-27

NOTHING: 6,672,736.00
 EASTING: 484,152.50
 ELEVATION: 1172.0
 AZIMUTH: 119.0°
 DIP: -61.0°
 HOLE LENGTH: 674.52



0.16374M
 -475.0
 ECH 674.52

LEGEND

- | | | | |
|------|--|-----------|--------------------------|
| HLBX | HETEROLITHIC BRECCIA - MIX OF RHYL, RDPP, QZMZ AND AN/D IN GREY GROUNDMASS | RHYL | RHYOLITE |
| QZMZ | QUARTZ MONZONITE | PEG | PEGMATITE |
| AN-D | ANDESITE DIKE | GOUZ | GOUGE ZONE |
| RDPP | RHYODACITE FELDSPAR PORPHYRY DIKE | 0.464/1.0 | GRADE (AU OPT) /WIDTH(M) |
| ROFP | RHYOLITE QUARTZ FELDSPAR PORPHYRY | | |

OMNI RESOURCES INC. GODELL GOLD PROJECT WHITEHORSE MINING DISTRICT, YUKON TERRITORY		
DDH-95-27 X-SECTION LOOKING NE		
Aurum Geological Consultants Inc.	Date: APRIL, 1996	
NTS: 105 D/4	Drawn: JC	Scale: 1:2000 Figure: 8

DDH-95-25
 NOTHING: 6,672,733.5
 EASTING: 484,161.75
 ELEVATION: 1178.61
 AZIMUTH: 121.83°
 DIP: -85.0°
 HOLE LENGTH: 483.11

DDH-95-27
 NOTHING: 6,672,735.00
 EASTING: 484,152.50
 ELEVATION: 1172.0
 AZIMUTH: 119.0°
 DIP: -61.0°
 HOLE LENGTH: 674.52

DDH-95-26
 NOTHING: 6,672,734.0
 EASTING: 484,162.09
 ELEVATION: 1176.83
 AZIMUTH: 117.38°
 DIP: -84.66°
 HOLE LENGTH: 678.21

DDH-95-P63
 NOTHING: 6,672,701.0
 EASTING: 484,438.5
 ELEVATION: 1282.0
 AZIMUTH: 174.0
 DIP: -75.0
 HOLE LENGTH: 538.60

DDH-95-P61
 NOTHING: 6,672,700.5
 EASTING: 484,438.28
 ELEVATION: 1283.8
 AZIMUTH: 147.0
 DIP: -62.0
 HOLE LENGTH: 388.30






DDH-95-23
 NOTHING: 6,672,736.0
 EASTING: 484,148.84
 ELEVATION: 1172.64
 AZIMUTH: 126.61°
 DIP: -60.0°
 HOLE LENGTH: 505.07

DDH-95-P64
 NOTHING: 6,672,707.0
 EASTING: 484,438.5
 ELEVATION: 1282.0
 AZIMUTH: 200.0
 DIP: -75.0
 HOLE LENGTH: 617.25

DDH-95-P62
 NOTHING: 6,672,701.0
 EASTING: 484,438.50
 ELEVATION: 1282.0
 AZIMUTH: 147.0
 DIP: -75.0
 HOLE LENGTH: 532.60

DDH-95-24
 NOTHING: 6,672,733.5
 EASTING: 484,161.75
 ELEVATION: 1188.0
 AZIMUTH: 96.5°
 DIP: -82.5°
 HOLE LENGTH: 501.40

LEGEND

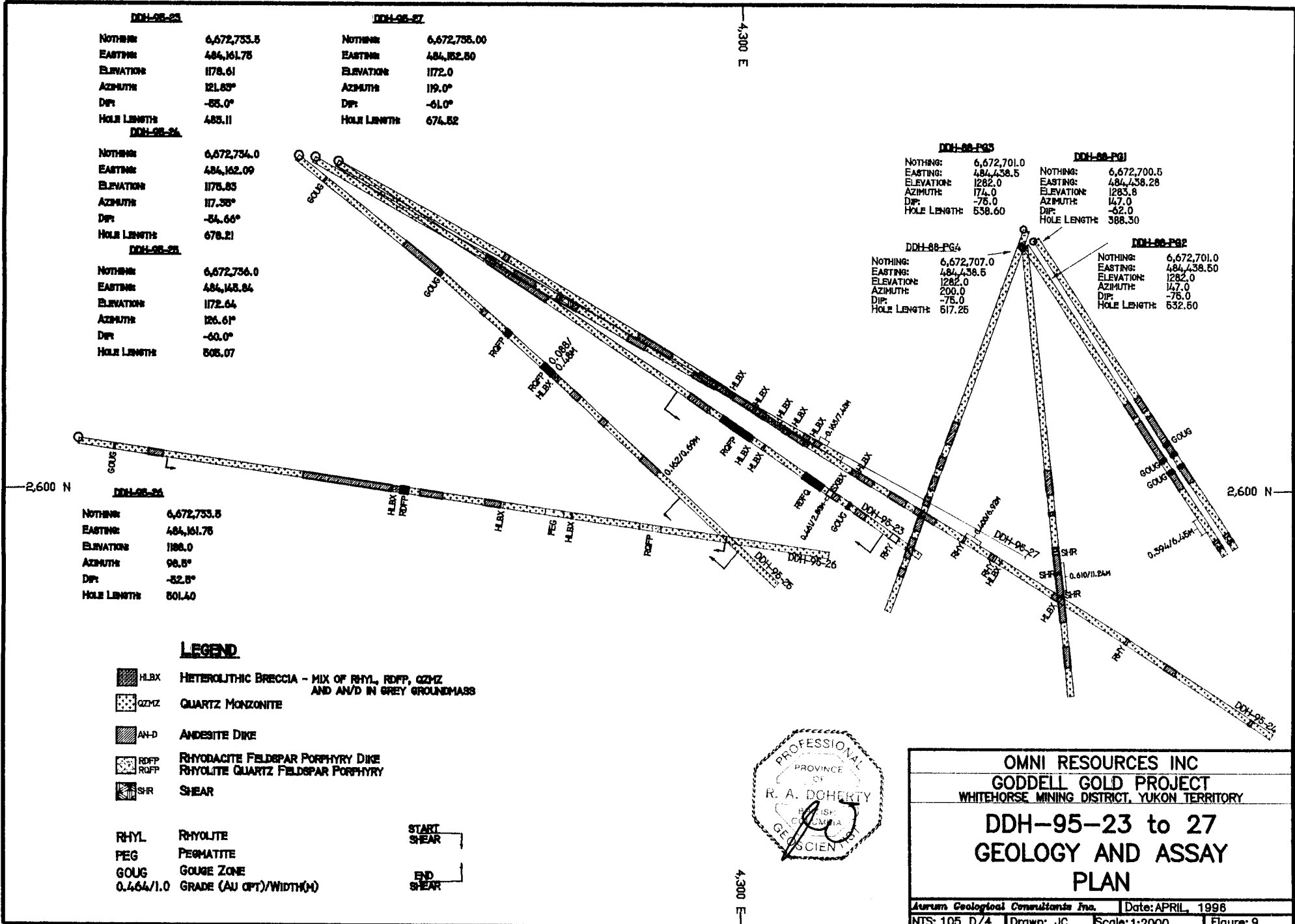
-  HLBX HETEROLITHIC BRECCIA - MIX OF RHYL, RDPP, QZMZ AND AN/D IN GREY GROUNDMASS
-  QZMZ QUARTZ MONZONITE
-  AN-D ANDESITE DIKE
-  RDPP/RQFP RHYODACITE FELDSPAR PORPHYRY DIKE RHYOLITE QUARTZ FELDSPAR PORPHYRY
-  SHR SHEAR
- RHYL RHYOLITE
- PEG PEGMATITE
- GOUG GOUGE ZONE
- 0.464/1.0 GRADE (AU OPT)/WIDTH(M)
- START SHEAR
- END SHEAR

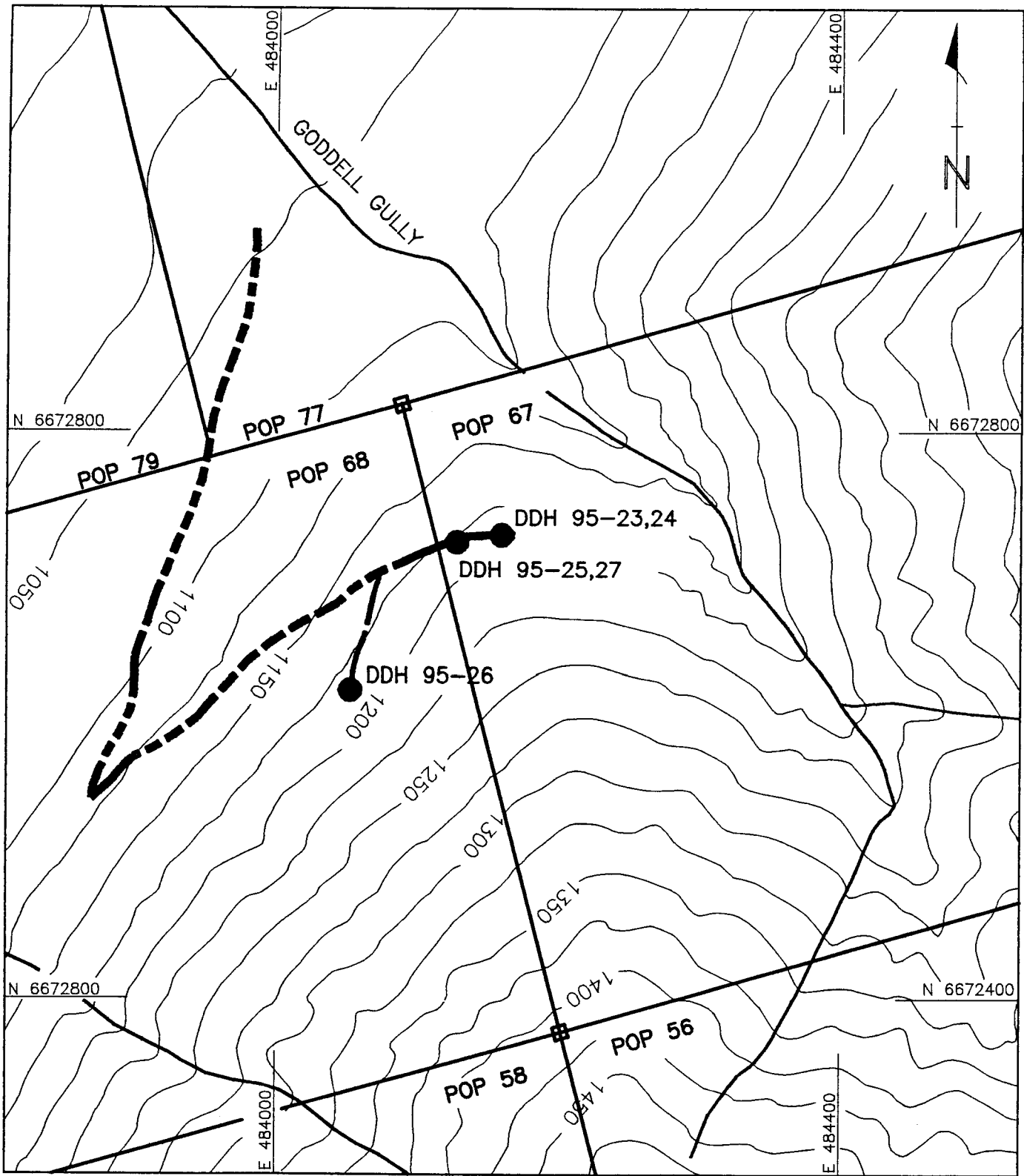


OMNI RESOURCES INC
GODDELL GOLD PROJECT
 WHITEHORSE MINING DISTRICT, YUKON TERRITORY




DDH-95-23 to 27
GEOLOGY AND ASSAY
PLAN

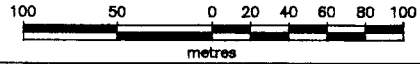

Aurum Geological Consultants Inc. | Date: APRIL, 1998
 NTS: 105 D/4 | Drawn: JC | Scale: 1:2000 | Figure: 9





LEGEND

-  DRILL ROAD
-  ELEVATION CONTOUR (50m INTERVAL)
-  CLAIM LINE AND POST



OMNI RESOURCES INC.	
GODDELL GOLD PROJECTS	
WHITEHORSE MINING DISTRICT	
 DDH LOCATION MAP 	
<i>Aurum Geological Consultants Inc.</i>	Date: MAY, 1996
NTS: 105 D/3,6 Drawn: JC	Scale: 1:4000 Figure: 10

**APPENDIX B
DRILL LOGS
DDH95-23 to DDH95-27**

Interval		Recy %	RQD	DESCRIPTION	Interval		Core Width	Sample No.
From	To				From	To		
56.39	57.91	100	.72					
57.91	59.44	100	.55					
59.44	60.96	100	.78					
60.96	64.01	100	.47					
64.01	65.53	100	.76					
65.53	67.06	100	.74					
67.06	68.58	100	.32					
68.58	70.10	100	.49					
70.10	71.63	100	.32					
71.63	73.15	100	.66					
73.15	74.68	100	.37					
74.68	76.20	100	.61	92.14-92.86 AN/D - Andesite Dyke				
76.20	77.72	100	.35	Dark grey to pale green-brown w/ bright green mica.				
77.72	79.25	100	.80	Irregular upper contact, lower 30° ±.				
79.25	80.77	100	.70	Fine-grained, ~5% altered feldspar phenae.				
80.77	82.30	100	1.0	Brittle Shear w/ clay @ upper contact				
82.30	83.82	100	.73					
83.82	85.34	100	.75					
85.34	86.87	100	.65					
86.87	88.39	100	.81					
88.39	89.92	100	.91					
89.92	91.44	100	.48	92.86-126.00 QZMZ Quartz Monzonite				
91.44	92.96	100	.41	Grey + pink to greenish colour. Pink hematite				
92.96	94.49	100	.38	stain dominant. Local waxy apple-green, sericitic.				
94.49	96.01	100	.65	Mottled, fairly equigranular texture.				
96.01	97.54	100	.72	Small xenoliths, 1-5cm, grey (porphyritic?) <1%.				
97.54	99.06	100	1.0	Qtz + calcite veins + veinlets common.				
99.06	100.58	100	.84	Solid core, clay on some fractures.				
100.58	102.11	100	.81	Fgs. py. <1%. Hem. nil to 2%.				
102.11	103.63	100	.92					
103.63	105.16	100	.80	Rare, narrow brittle shears.				
105.16	106.68	100	.43					
106.68	108.20	100	.66					
108.20	109.73	100	1.0					
109.73	111.25	100	.97					
111.25	112.78	88	.32					
112.78	114.15	100	.53					

Interval -		Rec'y %	RQD	DESCRIPTION	Interval		Core Width	Sample No.
From	To				From	To		
4.15	115.82	100	.57					
5.82	117.35	100	.70					
7.35	118.87	100	.61					
8.87	120.40	100	.74					
10.40	121.92	100	.80					
11.92	123.44	100	.73					
13.44	124.97	100	.90					
14.97	126.49	100	.31	126.00-132.06 AN/D Zone				Andesite Dykes
16.49	128.02	100	.93	126.00-126.55 AN/D				
18.02	129.54	100	.80	126.55-127.30 QZMZ				
19.54	131.06	100	.78	127.30-127.60 AN/D				
21.06	132.59	100	.65	127.60-128.71 QZMZ				
22.59	134.11	100	1.0	128.71-132.06 AN/D - weakly calcareous throughout				
24.11	135.64	100	.97					
25.64	137.16	100	.92	Dark grey-green dykes, ~10% white fsp. phenos (1mm),				
27.16	138.68	100	.88	10% black biotite phenos (1mm). Local weak green-brown				
28.68	139.90	78	.55	bleaching.				
29.90	141.58	100	.66	No chill texture or flow banding noted.				
31.58	143.26	100	.78	Contacts 25°-35° & where planar & visible.				
43.26	144.78	100	.76	Solid core. No significant alteration.				
44.78	146.30	100	.79	Dissem. fig. magnetite common.				
46.30	147.83	100	.20	No sulphides noted.				
47.83	149.35	100	.92					
49.35	150.88	100	1.0	132.06-153.50 QZMZ Quartz Monzonite				
50.88	152.40	100	.53	As at 92.86m. Plg. locally alt'd. to white clay.				
52.40	153.92	100	.42					
53.92	155.46	100	.51	153.50-154.90 AN/D - Andesite Dyke				
55.45	156.97	100	1.0	Grey-green, calcareous. Bright green mica near contacts.				
56.97	158.50	100	.95	1% mg. subhedral py. Top contact brittle shear. Lower contact				
58.50	160.02	100	.86	85° & chloritic?				
60.02	161.54	100	.53	154.90-162.74 QZMZ Pink Qtz. Monzonite, as above.				
61.54	163.07	100	.84	162.74-172.90 AN/D Andesite Dyke w/ QZMZ 166.82-167.8m)				
63.07	164.59	100	.70	Upper cont. ~1/2. Green to beige colour. Green as at 153.50m. Beige				
64.59	166.12	100	1.0	is fig. Pyrite 1-2% - mg., subhedral. Local bright green mica.				
66.12	167.64	100	.95	Locally calcareous, carb. veinlets common. Tr. mag., hem.,				
67.64	169.16	100	.57	leucocene. Brittle Shear at lower contact.				
69.16	170.69	100	.53					

Interval		Recy %	ROD	DESCRIPTION	Interval		Core Width	Sample No.
From	To				From	To		
170.69	172.21	100	0.43	172.90-193.23 QZMZ Quartz Monzonite, Typical.				
172.21	173.34	100	0.30	Pink & green mottled.				
173.34	175.26	100	0.43	Alteration: plag. is soft, pale-dk. green, locally stained pink				
175.26	176.78	100	0.80	by hem. Bi. commonly beige, sericitized. Green carb.				
176.78	178.31	100	0.29	veins +/- grey Q common.				
178.31	179.83	100	0.38	Minz: hem. 1-2%, local py. to 1%				
179.83	181.36	100	0.29	Structure: 179.9-173.7m brittle/ductile shear - mylonite, breccia, crackle				
181.36	182.88	100	0.71	breccia healed by carb.				
182.88	184.10	100	0	Texture: mottled, fairly equigranular				
184.10	185.38	100	0.11					
185.38	187.30	100	0.59	193.23-194.00 AN/D Andesite Dyke				
187.30	188.48	100	0.72	Pale green-brown w/ bright green mica replacing plag.				
188.48	190.50	100	0.77	Dissem. py. < 1%. 5cm each-Q vein - 35° ±				
190.50	191.41	100	0.41	Upper contact 75° ±.				
191.41	192.02	100	0.89					
192.02	193.55	100	0	194.00-198.45 QZMZ Typical Quartz Monzonite.				
193.55	195.07	100	0	As at 172.90m				
195.07	196.60	100	0.50					
196.60	198.12	100	0.24	198.45-200.22 AN/D Andesite Dyke				
198.12	199.64	100	0.61	Dark grey-green w/ black-green chloritic clots. Bleached to				
199.64	201.17	87	0.30	pale green-brown near lower contact. Lower contact 30° ±				
201.17	202.69	100	0	Leucocrino common, minor hem., no py., mag. noted.				
202.69	204.22	100	0.31	Irreg. cream carb. veinlets common.				
204.22	205.74	100	0.45					
205.74	207.26	100	0.47	200.22-227.08 QZMZ Quartz Monzonite-typical.				
207.26	208.79	100	0.62	Green & pink, mottled.				
208.79	210.31	100	0.53	Alt: Plag. is soft, sericitic - pale green, locally pink hem. color				
210.31	211.84	95	0.59	Structure: solid core, rare shearing, local clay on fractures				
211.84	213.36	97	0.90	Texture: mottled, fairly equigranular, rare xenoliths.				
213.36	214.88	100	0.88	Minz: 1-3% hem., no py., mag.				
214.88	216.41	100	0.52					
216.41	217.93	100	0.38	Bi. is sericitized.				
217.93	219.15	90	0.19					
219.15	220.67	100	0.89					
220.67	222.35	94	0.43					
222.35	223.85	88	0.38					
223.85	225.08	100	0.38					

Interval		Recy %	ROD	DESCRIPTION	Box	Interval		Core Width	Sample No.	
From	To					From	To			
227.08	228.6	100	0.76	227.08-247.30m BUDART Monzonite (GEMZ): translucent green color - may actually be sericite; fine med. gr, mushed xrd boundaries; igneous texture distinct from 231.6m; straight random hairline string fracturing, discrete at 235.6m;						
228.6	230.12	100	0.63	healed by pale grey soft clay and dk grey hard plug of common chlorite; loose brick fabric where fracturing is strong; n;						
230.12	231.65	98	0.49	Mined: trace - 1% f.g. diss. py; occasional white qtz veins, 450µ, 1cm size; Rt: 10-15% sericite after plug; no mica visible; no ch. trace	59	230.1	231.1	1.0	83750	GEMZ.
231.65	233.17	100	0.61	dk green mica (chlorite-margarite?); sericite 1/2 in depth, 5% at 247.30m; STRUCTURE: : 231.9-232.5 occasional soft grey elongated plug dominant shown bands with 1% greenish white qtz brk frags; 1-2% v.f.g. pyrite dissem. + as aggregate blebs; trace epoxy at 234.5m; 1.5cm width @ 231.5m; 1cm, follows fracture 15% @ 232.5-232.8m; 1cm width @ 234.5m; 4cm width at 232.25m;	59	231.1	232.1	1.0	83757	GEMZ - BRX, SXVN (brecciated)(sulphide veinlets)
233.17	234.30	100	0.85		59	232.1	233.1	1.0	83758	GEMZ - BRX; SXVN
234.3	236.22	101	0.21		60	233.1	234.1	1.0	83759	GEMZ + RHYL frags
236.22	237.35	100	0.31		60	234.1	234.6	0.5m	39651	GEMZ - BRX; SXVN < 0.001
237.35	238.88	54	0.26		60	234.6	235.3	0.7m	39652	GEMZ < 0.001
					60	235.3	235.6	0.3m	39653	RHYL < 0.001
					60/61	235.6	236.6	1.0	83760	GEMZ
REMOVED TO NO				235.3 - 235.6 RHYOLITE (RHYL) : aphanitic pale grey color, 1% f.p. phenos, 2' hooded shape, matrix visible; microporphyritic texture, f.p. eyes (1mm); rounded bluish grey ss (st. base?); 5% dk green mica replacing f.p. eyes; possibly py also replacing f.p. eyes; contacts ~ 70% Note: trace of brn in 10cm HW @ 235.3;	61	236.6	237.6	1.0	83761	GEMZ - BRX;
238.88	240.48	43	0		61	237.6	238.75	1.15	83762	GEMZ - SXVN
240.48	240.94	100	0		61/62	237.75	240.3	1.55	83763	RHYL
240.94	242.32	110	0.66							
242.32	245.06	110	0.41	239.88m REMOVE TO 118 CORE!	62	240.3	240.85	0.55	39654	GEMZ < 0.001
245.06	247.19	95	0.20	240.85-245.0' AN/D ANDESITE DIKE : 3-5% white qtz (± ab?) veinlets throughout; trace dk green mica; py trace at upper, ↑ to 30% at lower contact; trace 1% specular hematite? chlorite? : upper contact broken 60% along fracture; lower contact irregular to 60%;	62	240.85	241.5	0.65	39655	AN/D < 0.001
					62	241.5	242.35	0.85	83764	GEMZ
					62	242.35	243.35	1.0	83765	GEMZ - SXVN
					62	243.35	244.3	0.95	83766	GEMZ - SXVN
					62	244.3	245.3	1.0	83767	GEMZ

Interval		Rec'y %	ROD	DESCRIPTION	Interval		Core Width	Sample No.				
From	To				From	To						
247.7	248.72	100	0.39	247.7 - 256 GR-117 - igneous texture well preserved.								
248.72	251.0	100	0.39	Struct 10% max sized fgs white to pinkish, random orientations Plt 2 wk clay act ^s of groundmass; hard to scratch; pervasive pale red color from 2-5% hematite staining; 2-3% sericite apple green; occasional fractures with inclusions -> chlorite; low mafic content (1-3%), biotite? gray to chlorite & muscovite.								
251.0	254.05	100	0.80	Mafic trace b.f.g. py assoc ^d with dk grey hairline fgs starcus, affected by clay filled fractures;								
254.05	257.03	100	0.64									
257.03	257.56	100	0.52									
257.56	260.6	100	0.50	256 - 257.06 Anomalous: OME (An/D). Greenish grey color; fine grained to aphanitic, pler dominant 3% anhedral phos to 4mm size, hb gone to biotite / chlorite.								
260.6	263.65	100	0.6	Mafic 3% milky white hairline - 2mm fgs streakwork, trace hematite interstitial;								
263.65	267.30	100	0.51	Plt ^s groundmass referring to sericite / chlorite; upper & lower 5cm of contact bleached light grey; 20% f.g. disc. py at contacts; both planes 20° f;								
267.30	267.75	100	0.49	Note: 2cm AN/C band at 257.95m; 2cm AN/Li at 253.9m, upper contact 20° f, lower contact 30° f, 5cm bleached light grey; 1/2% p.a. anhedral blebs to 4mm size;								
267.75	269.75	100	0.72									
				257.06 - 265.25m (ZMZ - ca 247.7 - 256m, : tent to amphibolite texture?; occasional 2-3cm rounded chrysoite inclusions with 3% chrysoite segregate; : 2-6cm horn 2mm to 6mm size; 2-3% milky white fgs veins 45° to 70° or re-orientation Mid's trace f.g. py disc. through core, interstitial to sericite altered minerals;								
				265.25 - 268.97 (ZMZ - same as 247.7 - 256 with: : increased fracture flt to 10%; assoc ^d with dk grey 20% sulphide (py) bands with milky white irregular quartz fragments; 1cm chlorite / sericite envelopes; locations below: : 4cm band, 20° f at 265.65m; 5cm rounded patch at 267.53m; 10cm tabular patch at 268.62m; zone ends at an 8cm white + grey fgs + grey clay veinlet, 25° f at 268.9m;	Box	Lab	265.25	265.5	0.25M	39656	ZMZ	< 0.001
					Box	Lab	265.5	266	0.5M	39657	ZMZ-SXVN	0.004
					Box	Lab	266	266.25	0.25M	39658	ZMZ	0.019

Interval		Recy %	RQD	DESCRIPTION	Box	Interval		Core Width	Sample No.		
From	To					From	To				
269.35	272.7	100	0.72	268.97-273.9 m (R2M2-65 237.06-265.25 m; with: 3 hauling - mm gr veins; trace amount; 2 trace inclusions soft grey healed fractures;							
272.8	273.24	100	0.71								
273.24	278.89	100	0.61	273.9 - 275.6 AND - ANDERITE DYKE							
278.89	281.95	100	0.56	All's pale greenish grey, aphanitic v. wk. clay alteration; Min: 1% py specks/blebs dissemin; hairline grey sulfidic healed fractures; 1 trace - 1% milky white gr pinch / small veinlets to 2mm size;	68	273.6	273.9	0.3m	39659	Q2M2-22X	0.006
281.95	284.99	100	0.94	→ 273.6 - 272.9 (R2M2) hairline small rock nodularity clay actued; brecciated by hairline to 2cm gr / grey clay veinlets;	68	273.9	274.2	0.3m	39660	AND-BOX	0.254
284.99	288.04	90	0.52	→ 273.9 - 281.36: strong breccia fabric pervasive grey gr + clay + sulfidic veinlets - stockwork / breccia zone;	68	274.2	275.4	1.2m	39661	AND-stockwork	0.005
288.04	291.08	96	0.32		68	275.4	275.6	0.2m	39662	AND-stockwork	10.001
291.08	294.13	100	0.51	275.6 - 289.3 m (R2M2 03 247.7-256 m; Min: trace py. l.g. dissemin; 1 to 1% around hairline sulfidic veinlets; trace l.g. dissemin at base; dk greyish aphanitic, mid-level; All's strong chlorite alteration of healed fractures;	68	275.6	276.6	1.0	83768	R2M2	
				289.3 - 290.2m (R2M2 - shared); microfract at 289.8 m; 2 pervasive green color due to 1 sample; no hematite staining of fr; 3 locally fractured; crackle fracture fabric;	71	288.85	289.3	0.45m	83769	R2M2	
				→ 289.3 - 289.85 90% - 5% py aggregate blebs assoc'd with replacement of matrix (breccia); 1cm clay gouge, grey clay 25% at 289.83 m; 2 trace hematite + pale brown yellow clay (caliche?) interstitial to groundmass 289.9 - 290.8 m;	71	289.3	289.9	0.6m	83770	R2M2 - FRAGMENT	
				289.8 - 293.7 ANDERITE DYKE (AND) - shared; 2 v. fine gr. v. fine grained by aphanitic groundmass; 2 short intervals of strongly brecciated clay actued (R2M2 All's 1% or less dk green to light green mica, sub to mm sized - actued to phengite; 2 2% milky white gr hairline veinlets and 1-4mm discontinuous lenses - quartz / calcite?	71	289.9	290.2	0.3m	83771	R2M2 - SUCCESS	
				Min: trace - 1% py. l.g. disseminated through core, occasional subangular blebs; py & to trace - oil at 293 m;							

Interval From	To	Recy %	ROD	DESCRIPTION	Box	Interval		Core Width	Sample No.		
						From	To				
				289.8-292.57m AN/D CONTINUED: 2 thin intervals of bx GZM? marked by pinky clay bands above and below GZM? andesite is hard, moderately fractured, holed by white clays, faint occasional dk grey clay + ge bands patches with lighter grey / brownish pyrite rich rims to 8mm size; weakly to strongly clay altered, may be hard to scratch or can be scored with knife; these bands have foliated fabric & are shaly within the andesite; 1/4m shaly band at 292.9m;							
					71	290.8	291.3	0.5	83993	AN/D	
					71	291.3	291.9	0.6	83993	GZM? SHEARED.	
					71	291.9	292.4	0.5M	83994	AN/D	
					71	292.4	292.8	0.40M	39663	AN/D - BOX	< 0.001
					71	292.8	293.0	0.20M	39664	AN/D - SHEARED	0.007
					71	293	293.4	0.40M	39665	AN/D	< 0.001
				Note: 289.3-293m SHALE ZONE - shaly GZM? and ANDESITE units;							
291.13	292.18	100	0.49	292.57-294.42m GZM? - strongly brecciated, crackle fractured, moderately clay altered groundmass, lower contact 40° S							
292.18	292.77	100	0.25	upper 1/4 30% GZM? left within ANDESITE dyke;							
292.77	302.06	100	0.56	294.42-302.06m AN/D (see 290.8-292.57m blocky breccia) massive trace py dissem. lg & blebs to 2mm; trace lg dissem. magnetite; fine-grained hairline & mm sized ge streakwork veinlets; AN/D 2-3% bright green mica, weakly replacing milky white feldspars; trace pale yellow brown clay replacing lg groundmass & also with milky white hairline veinlets - andesite? → 292.4m 1cm milky white ge veinlet 30%; no mineralization → 300-1m 1.5cm dk grey clayey + white bx ge shear band 30%; Min & sulfide (py) M at 300m to 1%; wk shaly fabric associated with increased py;	73	301.05	302.05	1.0	83995	AN/D	
					73/74	302.05	302.05	1.0	83996	AN/D SHEARED	

Interval From	Interval To	Recy %	RQD	DESCRIPTION	BOX	Interval		Core Width	Sample No.		
						From	To				
302.6	302.28	100	0.33	302.05-303.55 GEMZ-SHEARZ	71	302.05	303.55	0.5	83777	GEMZ-SHEARZ	
				: pervasive green-sericite 15% alt ² of plagi;							
				: crackle base fabric; no mineralization;							
				: upper contact marked by grey clay + ga shear band 10cm							
				width, 30°; trace 1% f.g. py dissem in band; lower							
				contact sharp 45°							
1.35	312.12	98	0.19	303.55-306.0 ANLD- ANDESITE DIKE	74	303.55	309.05	1.5	83778	ANLD-BEX	
2.12	316.16	100	0.34	306.0-306.6 GEMZ-SHEARZ	74	306.05	306.6	0.55	83779	GEMZ-SHEARZ	
				: pale greenish grey hard; 1-2% dk green mica replacing feldspar;							
				Muds 2% py disseminated beds thin lim. rags;							
				: 2% hairline to mm milky white ga streakwork;							
				: 305.05-305.6 thin GEMZ as 303-303.55m							
8.11	321.56	100	0.40	306.0-316.2 GEMZ-banded	74	306	302	1.0	83781	GEMZ-BEX	
				: pale greenish grey; strong green; fracture;							
				: well dev. fract. healed by sericite/chalcite; 40-10% blebb							
				py assembl with both;							
				: fracturing ↑↑ with depth. no increase in py; 311m eye to trace							
				start getting hem. staining of sp; fine grained green texture							
				→ 315.75-316.2: GEMZ textured chalcite/dk. grey colour, py 5%							
				replacing/interstitial to quartz; intense fracture healed by clay							
				but easily broken into small fragments; start getting chalcite							
				fragments at 316.1m;							
				316.2-334.65 RGFP-ANDESITE GEMZ-FP RECOVERY upper contact 10°							
				: strong flow laminated, bleached upper margin from 316.2-317.25m							
				flow texture dominantly 30° E. minor variation up to 10° E.	BOX	76	317.75	318.25	0.5 M	39666	GEMZ-BEX
				→ 317.35-318.25 GEMZ interval crackle fracture healed by							
				sericite, lower 15cm marked by grey clay + ga base with	BOX	77	318.25	318.25	1.0M	39692	RGFP.
				50% f.g. py as laminations - shear fabric; 1.5cm clay gauge base							
				at 317.86m.							
				: py eyes grey, altered subbands; f.g. white soft powder with							
				a knife; 1-4mm sizes;							
				Miner: trace v.f.g. py. dissem, cubic;							
				Alt ² : overall pale greenish grey color from sericite alt ² of							
				ground mass; competent but few fractures, healed by sericite							
				or area quartz;							

Interval		Recy %	RQD	DESCRIPTION	Box	Interval		Core Width	Sample No.		
From	To					From	To				
				316.2-334.65 RQFP. CONT'D.							
329.61	321.66	100	0.89	sd 330.2m py f. 1% as diam blobs to mm (f.g. cubes);							
321.66	300.71	100	0.90	assess with mosaic texture; 333.68m have a 1mm							
				quartz filled fracture 1mm thick 10° E;							
300.71	333.76	100	0.54	: low cb filling mosaic textured interval;							
				→ 334-334.65: thin laminated fabric at margin of contact with G2M7;							
333.76	336.7	95	0.53	90° E, grey clay filled fractures;							
336.7	338.94	100	0.73	334.65-339 G2M2 - upper contact obscure, clay filled shear, 10° E.							
				: pale grey brown color; mottled, equigranular medium grained.							
338.94	339.85	100	0.61	Structure: crackle fracture throughout; patches of fine							
				grained groundmass with wk porphyritic texture.							
339.85	342.9	94	0.72	Alteration: wk sericite retrograde at plug; alkali: fp							
				wk clay altered trace 10% cream/light brown clay;							
				pink/brown stain to groundmass; fine grained porphyritic							
				intervals more clay altered (softer);							
				Structure: fractures healed by green sericite and yellowish							
				white clay;							
				Mineral: trace v.l.g. py dissemin. interstitial;							
				337.4-337.52: grey, siliceous brd faint porphyritic							
				text. sil. f.g. siliceous brd, 5cm wide; Hem effect mid-							
				interval 45° E, opposite dip to contacts; contacts 45° E; semi planar,							
				lower part of G2M2 at 339m, is sharp plane 120° E;							
				339-340.55 RQFP/HLBX Heterolithic breccia	Box	80	339.85	340.35	0.50m	39667 RQFP	0.079
				: pale green sericite with groundmass; g.f. py rhombs;							
				upper & lower contacts sharp at 10° E; fine grained (RQFP)	Box	80	340.35	340.55	0.20	39668 HLBX/RQFP 50:50	0.072
				comminuted fragments oriented parallel to contact (shear);							
				→ 339-340.55: dk grey chlorite? sulfide matrix is 15% grey	Box	79	340.55	341.55	1.0	39669 HLBX	0.025
				to greenish subangular quartz + quartz horstite fragments							
				to 3mm size; matrix scatches with knife frags.							
				are hard; Note: black breccia of 1989 drill logs.							
				Mineral: 1-2% f.g. py dissemin + trace stibnite in RQFP;							
				3-5% py, 1-2% gray needles, f.g. blebs + diss. specks							
				heterolithic breccia.							

Interval		Recy %	RQD	DESCRIPTION	Interval		Core Width	Sample No.			
From	To				From	To					
				356-357.0 GEM2 + HLBX veining : localized calc brx fabric from sericite/chlorite lenses 40-60% : 10%-15% heterolithic brx. component as anastomosing veinlets parallel to core axis + enclosing GEM2 to coarse brx fabric; black/dk grey mineral is plagioclase sulphide is pyrite; 10% py assoc with veinlets; <small>diverted from core</small>							
					356	357	1.0	39682	GEM2 ± 15% HLBX veining; < 0.001		
					357	358	1.0	39683	GEM2 - SXVN < 0.001		
					358	358.35	0.35m	39684	GEM2 < 0.001		
358.14	361.19	100	0.68	357.0-359.6 GEM2 - preserved, relic igneous texture; : 10% sericite alt ⁿ of groundmass; : short sections of brx GEM2 fabric caused by plagioclase and chlorite/sericite healed fractures/veinlets parallel to core axis;	Box 84	358.35	359.35	1.0	39685	GEM2 - SXVN 0.004	
361.19	364.24	100	0.67		Box 84	359.35	360.35	1.0	39686	GEM2 0.002	
364.24	364.28	100	0.80	: Trace v.f.g. py dissem. thru GEM2; increased py assoc with sulphide veinlets;							
364.28	370.33	100	0.64	359.6-365.1 GEM2 - texture change to fine grained groundmass; : crackle brx fabric from sericite/chlorite healed anastomosing fractures/veinlets → 364.3: hairline - 1mm dk grey plagioclase veinlet parallel core axis;							
				365.1-365.5 GEM2 - SILICIFIED : obscure, faint igneous texture; bleached pale grey appearance; very hard; : trace sericite healed fracturing;							
				365.5-370.4 GEM2 - : medium grained, well preserved igneous texture; : hematite staining of sp; pervasive green hue from sericite alt ⁿ of sp; : sericite healed fractures increase near lower contact : Trace v.f.g. py disseminated in groundmass;							
				370.4-372.6 GEM2 - brecciated <small>brx (g)</small> : alternating crackle brx and clast supported, clay filled calc → 371m: 1.5cm fracture healed by brittle clay; : occasional rhynchole clasts to 3cm size : hairline dk grey plagioclase/sericite veinlets from 371.25-372.6m	Box 86	371.25	372.25	1.0	39782	GEM2 - SXVN; brx	
					Box 86	372.25	372.6	0.35m	39783	GEM2 - SXVN; brx	

Interval From	Interval To	Recy %	RQD	DESCRIPTION		Interval		Core Width	Sample No.			
						From	To					
372.6	372.9			372.6-374 RHYL ANHYTE D.M.G. - non pyroclastic	Box	86	372.6	372.9	0.3m	83784	RHYL - stockworked	
372.98	376.43	100	0.36	: Pale grey, lg to aphatic Qtz + Fp groundmass; : 2-3% lg py dissem. thru groundmass + as	Box	86	372.9	373.25	0.35m	83785	RHYL - stockworked	
376.43	379.48	100	0.51	hairline anastomosing dk grey veinlets/fracture fillings; : Upper 15cm of int is dk grey/black with pervasive	Box	86	373.25	374	0.75m	83786	RHYL - BRX	
379.48	382.07	100	0.98	white Qtz + ankerite; discontinuous lenses + irregular veinlets; : Lower 15cm has Qtz2 fragments encased within								
382.07	384.96	99	0.43	the kyanite and a 4cm black sheared band with brx. white Qtz fragments; Upper contact 35% Qtz; lower is 10% : trace opy needles associated with black (heterolithic) breccia								
384.96	384.95			Qtz2 - associated as at 384.15m.	Box	86	374	374.95	0.35m	83787	Qtz2 - BRX	
384.95	384.98			AN/D ANDRUSITE D.Y.R. : Dk green mica replacement of Gp phos; : Cracks fractured headed by yellow + green sericite; : 20cm Qtz2 patch (zeolitic) mid interval.								
384.98	382.96			Qtz2 - CHALKY BRX : mica rich fine sericite act ¹ of clay; : BRX fabric from sericite headed fractures pervasive : 2000 um Qtz; dk grey + minor py veinlets 60-80% : trace 10% py dissem through core.	Box	88	380.96	381.96	1.0	83788	Qtz2 - BRX	
382.96	382.96			→ 378.6-378.9m broken Qtz2 along clay act ¹ at groundmass. : Chromite An/D clasts with 2-5% lg dissem py within; : Fracturing picks up with depth, increased sericite; with ductile fabric, dominant fracturing 50%;	Box	88	381.96	382.96	1.0	83789	Qtz2 - BRX; AN/D frags;	
382.96	384.96			Qtz2 - BRITTLE PAINT ZONE. : Short sections of competent brx Qtz2 in dominantly shaly clay acted highly fractured brx Qtz2 - gouge/clay bands soft milled Qtz2 carved by knife; groundmass → kaolinitic, white clay; Trace py, dissem, visible in wk. altered Qtz2 sections;	Box	88	382.96	383.96	1.0	83790	Qtz2 - brittle deformed.	
384.96	384.96				Box	88	383.96	384.96	1.0	83791	Qtz2 - gouge zones.	

Interval		Recy %	RQD	DESCRIPTION		Interval	Core Width	Sample No.		
From	To									From
				384.96-385.76 RDEP- RHODACITE FELDSPAR PORPHYRY-						
				: medium green, aphanitic strongly clay altered groundmass.	D.K	83	384.96	385.76	0.8 m	83792 RDEP-
384.96	386.18	100	0.39	: 25-20% white, moderately clay altered Ep phenos to 7mm size						
				lath shaped; also subangular-amundoloidal texture?	D.K	84	385.76	386.86	1.1 m	83793 RDEP
386.18	388.62	100	0.67	: 3.5cm wide intense clay altered (gauge) band, 10-20°S						
				at 385.1 to 385.7m. Footwall to gauge is competent						
388.62	391.67	100	0.76	flow laminated green feldspar porphyry.						
				385.76-386.86 RDEP- RHODACITE FELDSPAR PORPHYRY						
				: same unit as above, competent, hard core;						
				: Groundmass shows flow lamination, crystallized 20°S;						
				: Ep phenos are yellowish stained, wk clay altered;						
				: Also have sub angular buff colored phenos - amundoloidal						
				texture; lower contact sharp 20°S, kaolinized clay						
				band 1-3mm thick;						
				386.86-387.86 SHEAR ZONE - QUARTZ MONTECITE (QZMT)	D.K	84	386.86	387.86	1.0 m	83794 QZMT - sheared
				: Mylonitized fabric, convoluted bands of l.g. QZMT - strong						
				sericite altered and med. grey epidote; bands						
				are convoluted, 10-20°S						
				: QZMT is strongly clay altered. 3cm gauge band 20°S at						
				387.02m; 1cm gauge 55°S at 387.6m; 1cm gauge						
				20°S at 387.86m;						
				: Trace f.g. quartz in andesite - none visible in						
				QZMT but may mask any sulfide present;						
				: Start getting milky white quartz lensing / stockwork in						
				last 20cm of interval.						
				387.86-391.48 RHYL - RHYOLITE DYKE	D.K	84	387.86	391.48	1.0	83795 RHYL - stockworked
				: pale greenish grey to pink sh grey, v.f.g. f.g. to						
				groundmass, 5-10% dk green mica alteration at top						
				subdivided to irregular phenocrysts 2mm size;						
				Wk clay altered groundmass, core breaks plain along swelling						
				white clay filled fractures, lightly fractured;						
				: 5% milky white quartz lenses and occasional patchy forms						
				stockworkings. Trace dk red hematite selvages to some						
				qtz lenses / veinlets, quartz pink color at base;						

Interval		Recy %	ROD	DESCRIPTION		Interval		Core Width	Sample No.		
From	To					From	To				
391.67	394.72	100	0.72	391.42 - 394.42 GZME - Quartz Monzonite : Gradational texture change; unit now has igneous texture but is very fine grained; : Could place textural change back at 390.9 m with alternating sections of thuyolite + fine grained intrispe. : Contacts obscure, gradational? : 1% or less dk green mica alt ² of fp; : pale grey color with light pink hue from hematite staining of groundmass. : Milky white qz healed fractures/gashes decrease in abundance but increase in size - new form veinlets <1 to 7mm size @ 40-60°; Min: trace to nil v.f.g. py; : trace asp. assoc with dk red/purple hematite hairline veinlets at 391.5m;							
					Box	90	393.42	394.42	1.0	83796	GZME
				394.42 - 394.82 FAULT ZONE - Gouge - (Gouge?) : GZME + RDPF box: associated with a bluish grey brittle clay gouge from 394.7-394.76m; : Milky white waxy qz veinlet, 1cm wide with py blebs in open spaces at 394.62m; : upper contact 55°; lower contact 25° with 5mm greenish grey clay band; : Trace lg. py disse.	Box	90	394.42	394.82	0.4m	83797	FAULT-ZONE (Gouge zone)
				394.82 - 394.92 RDPF. RHYODACTIC FELDSPAR PORPHYRY : pale green/yellowish color, darkens to dk green groundmass at lower contd, greyish green at upper contact; : strong flow laminated fabric at contacts, 40°; ink through interval; : Moderate separate alteration of matrix; : fp phenos yellowish white to pale green waxy appearance; : Carb. breaks along hairline to mm grey qz filled fractures; : some fractures exhibit open space; all oriented 20°; : No mineralization;	Box	90	394.82	394.92	1.0m	83798	RDPF

Interval		Recy %	ROD	DESCRIPTION		Interval		Core Width	Sample No.			
From	To					From	To					
402.81	402.86	100	AG4	399.92-404.61 GZMZ-silicified. : pale greenish grey to bleached white color. : pervasive fracturing healed by green + yellow sericite; : g± flooding of groundmass - very hard core; milky white g± patches brecciated by sericite/chlorite altered groundmass at 402.52 + 403.9 m; : black/dk grey clay/plag/py veinlet/lenses Assoc with grey rhyolite clasts/inclusions. : 1mm black veinlet at 401.85m, 30° showing polished surface; graphite; : trace + g py dissem in GZMZ; up to 5% dissem within rhyolite clasts;	Box	92	402.61	403.61	1.0m	39693	GZMZ-silic.	0.008
					Box	92	403.61	404.61	1.0m	39694	GZMZ + Rhyolite frags;	0.057
402.96	406.91	100	0-80	404.61-407.41 SXBX - SULFIDE BRECCIA (DUCTILE DEFORMED) : Stripes zone heterolithic clast supported rhyolite - mix of black brx, rhyolite, rhyodacite and quartz monzonite fragments + lenses; : Upper contact + lower contact intrusive; upper 20°, lower 70°; : Rhyolite in upper portion of interval has strong sericite/chlorite alt of matrix become fr. porphyritic + textured with depth; black/dk grey lenses/fragments are sulfide rich; rhyodacite fragments are brownish grey with dissem. pyrite throughout; 406.71-406.61 quartz monzonite, sericite altered, brecciated; Plag; 1/2 core is sulfide brx; Mineralization: : 10% py. f.g. specks, blobs 1mm and as wispy veinlets 1-2mm wide; increases to 15-20% dominantly as wispy lenses around quartz monzonite interval; : 3-5% acicular (g. grey) dissem thru core, dominantly in black sulfide zones; : pervasive dk grey, waxy g± stockwork as veinlets + lenses; 20% milky white g± ankerite healed fractures up to 1cm width; : 1.5cm mylonitic white g±/black lensing veinlet 25° at 403.6m.	Box	92	404.61	406.61	1.0m	39695	SXBX (Sulfide breccia)	0.464
					Box	92	405.61	406.21	0.6m	39696	SXBX	0.550
					Box	92	406.21	406.61	0.4m	39697	GZMZ/SXBX	0.589
					Box	92	406.61	407.41	0.8m	39698	SXBX	0.825

Interval		Recy %	RQD	DESCRIPTION	Interval		Core Width	Sample No.			
From	To				From	To					
406.41	408.96	100	0.27	407.41-408.41 QZMZ - SILICIFIED, ARGENTIC : cream to pale green color.	Box 43	407.41	408.41	1.0	39699	QZMZ/SXBX	0.096
408.96	413	100	0.89	: pervasive grey qz stockworking + replacing phenocrysts. : sericite replaces mafics in upper 30cm near contact with sulfide brecc; qz replaces mafics (?) in lower 70cm; : 5% py (i.g. specks + blebs) dissem. : 1/2 to 1/3 of core is sulfidic breccia - contact parallel to core axis; → 407.7m scm green porphyritic rhynoclasts 400% with f.p. phenos replaced by pyrite;							
				408.41-413.71 AN/D + QZMZ alternating; : pale greenish grey andesite dykes cutting through coarse grained, equigranular, sericite altered dioritic monzonite : margins of AN/D have a bleached, waxy appearance; : dykes vary from 20cm to 100 cm width; f.p. phenos are altered to dk green mica; pervasive milky white qz/andesite healed fractures as stockworking; occasional patches brecciate and enclose fragments of andesite. : 3-5% py dissem specks and blebs up to 1mm size : trace aspy assoc'd with hairline black sulfide veinlets along margins of milky qz lenses + patches. → 408.01-409.01: pervasive hairline black sulfide veinlets as stockwork - py aspy rdtl;		408.41	409.01	0.6	39700	AN/D - stockworked	0.007
				: dyke contacts planar, 20°-60°; usually 30°-40°; : QZMZ monzonite is coarse grained, equigranular; to albite + waxy pale green sericite; pervasive pale green qz veinlets with 20% py 1-2mm width as stockwork; sericite pale yellow brown clay healed fractures; : 2-3% pyrite dissem interstitial to groundmass and with grey qz veinlets; trace stibnite assoc'd with grey qz;		409.01	409.71	0.2	39726	QZMZ/stockworked	< 0.001
						409.71	410.51	0.8	39727	AN/D = brx	< 0.001
						410.01	410.21	0.6	39728	QZMZ-SXBX	< 0.001
						410.61	411.71	1.1	39729	AN/D - brx; stockworked QZMZ - brx	< 0.001
						411.71	412.11	0.4	39730	AN/D - grvn	0.002
						411.11	412.71	0.6	39731	QZMZ/AN/D	< 0.001
					Box 48	412.71	413.71	1.0	39732	AN/D - stockworked	0.066
408.71-409.01 AN/D; 409.01-409.21 QZMZ; 409.21-410.01 AN/D 410.01-410.61 QZMZ; 410.61-411.57 AN/D; 411.57-411.67 QZMZ 411.67-412.11 AN/D; 412.11-412.28 QZMZ; 412.28-412.5 AN/D 412.5-412.71 QZMZ/AN/D; 412.71-413.71 AN/D											

Interval		Recy %	ROD	DESCRIPTION		Interval		Core Width	Sample No.			
From	To					From	To					
				Notes - 410.61 AND PY ↓ to 1% overall concentrated within milky white qz lenses; trace with a Qtz assoc with grey quartz veins;								
413	416.05	100	0.26	413.71-415.71 QZM2 - weakly silicified. pale green calc. sericite all of clay weak; remnant hb/bi attending to brown clay sericite.	Box	53/4	413.71	414.81	1.1 m	39733	QZM2	0.002
416.5	419.1	100	0.35	: trace pyrite dissemin. f.g. in ground mass; also with hairline qz veins; trace pyrite, GSPY surrounding blebs to 3mm 5125; : patches/convoluted irregular bands of chlorite/sericite plus dk grey to black breccia with 5% f.g. dissemin. pyrite → sheared/mylonitic structures : lower contact sharp plane, 20°E;	Box	94	414.81	415.81	1.0 m	39734	QZM2-SXVA	0.002
				415.81-417.0 RH4L : very fine grained equigranular texture for porphyritic: pale green to light grey calc. sericite all of ground mass; : upper 25cm has milky white to grey submm. - 6mm qz; stockwork; lower 20cm has qz stockwork brecciating chrysolite; rare grey to white qz veining through interval; : 10% pyrite dissemin. specks + blebs 1mm; rare hairline ore to mass py veins : lower contact irregular, brecciated into QZ M2.	Box	94	415.81	417.0	1.2	39735	RH4L	< 0.001
				417.0-417.5 QZM2 - as 413.71-415.81 with: : no patches of sulf. dk black breccia; : GSPY present as dissemin. spots, cores replaced by pyrite; : 1.5cm chrysolite lens 45°E at 417m; : lower contact undulating, 80°E;	Box	94	417.0	417.5	0.5	39736	QZM2	< 0.001

Interval		Rec'y %	RQD	DESCRIPTION		Interval		Core Width	Sample No.		
From	To					From	To				
	417.50-418.30			Rv16 : pale grey non porphyritic; : trace py or kfs 51mm + lg specks assoc with stk; : pervasive hostine to 3mm milky qz stockwork. : 1.5cm white qz veinlet 200% at 418.02m. : lower contact brecciated G2M2.	Box 94	417.5	418.3	0.8M	39737	FNYL	< 0.001
	418.30-418.72			G2M2 : mottled appearance, pale green color. : trace py or kfs 1-2mm, dissemin specks in groundmass. : lower contact stepped, brecciated.	Box 94	418.3	418.72	1.1	39738	G2M2/AN/D - dr py, trasp	< 0.001
	418.72-419.4			AN/D : pale grey : dk green mica aet ² of fp phenos 51mm size; : pervasive strong stockwork milky white qz + ankite veins : trace py dissemin specks + cores of aspy spots assoc with qz patch/stockwork at 419.1m. : lower contact 100%							
419.1	419.4-420.4	100	0.71	419.4-420.4 m G2M2 - concussive box : pervasive coarse healed fractures cause box fabric. : wk - mod. clay alteration of groundmass. : 3mm black sulfide box veinlet 30% at 419.7m. : AN/D - fragments 420.25-420.35m. : 10% lg py specks dissemin in groundmass. : trace - 10% aspy or black spots, dissemin. through intervals. : lower contact sharp, planar, 200%;	Box 94/95	419.4	420.4	1.0M	39739	G2M2 - brecciated:	0.001
	420.4-420.80			AN/D - brecciated : pervasive coarse healed fractures. : box fabric caused by thin irregular milky white ankite? qz lensing : 2% black sulfide spots. : 10% aspy, 10% py, lg. dissemin specks through groundmass and aspy with black spots; lower contact planar, 25% marked by 1-2mm black qz - 5% milky white veins.	Box 95	420.4	420.8	0.4M	39740	AN/D - box	0.002

Interval		Recy %	RCD	DESCRIPTION		Interval		Core Width	Sample No.			
From	To					From	To					
	420.8			420.8 - 421.65 GZMZ - brecciated. : 25% sericite healed fractures, ductile fabric (brx); : 1% lg dissem. py.	Box	95	420.8	421.65	0.35m	39741	GZMZ-brx	0.002
	421.65			421.65 - 421.85 Gouge 40°E (GZMZ) : sticky white clay, GZMZ growth enclosing a 4mm x 12cm dk grey matrix supported heterolithic breccia fragment. : 2% lg dissem py	Box	95	421.65	421.85	0.20m	39742	Gouge (GZMZ)	0.017
	421.85			421.85 - 422.2 AN/D - Mylonitic sheared : ductile sheared AN/D, f _o phenos altered to dk green mica : microp. & convoluted black/dk grey sulfidic brx bands, lenses : halite to 4mm thick - form 10% of interval, oriented 40°E;	Box	95	421.85	422.2	0.35m	39743	AN/D + SXVN	0.006
422.15	422.20	100	0.74	422.2 - 423.45 (GZMZ - brecciated) : med. dk green colour, strong sericite act ² of groundmass + add ² of f _o phenos;	Box	95	422.2	423.2	1.0m	39744	GZMZ-brx	0.004
423.2	423.24	100	0.58	: local sections of well preserved igneous texture, core has dip-normative faint brx fabric, crude lineated fabric caused by pervasive sericite healed fractures and wk milky white qtz stockworking.	Box	95	423.2	423.2	1.0m	39745	GZMZ-SXVN	0.005
				: 2% lg py spines and blebs dissem; trace black sulfide septs - aspx?	Box	95	423.2	423.2	1.0m	39747	GZMZ-brx	0.001
				: 427.45m grey/black clay filled 2mm fracture 300E	Box	96	426.2	427.2	1.0	39748	GZMZ-brx	0.001
				427.5 - 427.8 dk grey Andesite, same unit as 418.72m - large fragment/pedce of dyke - does not completely cut core;	Box	96	427.2	427.55	0.35m	39749	GZMZ	0.005
				427.9 - 427.55 strong brx fabric to GZMZ								
428.24	428.29	99	0.85	427.95 - 430.31 AN/D : v. lg fine grey wk clay altered groundmass; : pervasive milky white qtz healed lenses / discontinuous veinlet as stockworking; affected by pervasive hairline qtz white clay healed features	Box	96	427.95	428.26	0.31	39750	AN/D-SXVN	0.004
				: 1% py dissem lg assoc with milky white qtz lensing; : lower contact at 50% marked by 1mm to 2cm swelling black brecciated band outside core.	Box	96	428.26	429.16	0.9	39776	AN/D-SXVN	
					Box	96/97	429.16	430.16	1.0	39777	AN/D-SXVN	

Property	NTS	Claim	Elevation	Azimuth	Length	Dip
Coordinates	Dip Tests	Advance	Depth	Date Collared	Date Completed	
Purposes			Drilled by		Assays by	
Logged by						

Interval From	Interval To	Rec'y %	RQD	DESCRIPTION	Dex	Interval		Core Width	Sample No.			
						From	To					
431.29	434.34	100	0.92	430.31 - 434.7 QZM2. : pale gray to green calc. med. gr. sericite all of plaq. wk. clay alteration of groundmass.	Dex	97	430.31	430.31	0.15	39778	AN/D - SXVN	
434.34	437.40	100	1.0	: localized sections of strongly fractured sericite healed core.	Dex	97	430.31	431.31	1.0	39779	QZM2 - SXVN	
437.4	440.44	100	0.88	: trace hairline to 1mm gray clay sulfide brx filled fractures, & 80° S.	Dex	97	431.31	432.31	1.0	39780	QZM2 - SXVN	
440.44	442.48	100	0.92	: 10% py. lg. dissem. through groundmass increased amounts assoc. with sulfidic/dk gray veins.	Dex	97	432.31	433.31	1.0	39781	QZM2/AN/D	
442.48	446.53	100	0.82	→ 432.84 - 433.14 1/2 core is sericite altered felspar porphyritic andesite, contact parallel to core axis; thin part of chlorite sericite replacing black matrix of "black brx" along contact.								
446.53	449.60	100	1.0									
449.60	452.63	100	0.84	: pick up milky white qtz lense 1cm width subparallel core axis near lower contact; lower contact is 510° to core axis.								
				434.7-435.82 AN/D : micro porphyritic texture, fsp phenos altered to sericite; : pervasive milky white qtz lenses & patches; offset by hairline white clay qtz filled fractures : trace f.g. py. dissem.; occasional quartz selvages hairline, on larger qtz lenses.								
				435.82-452.23 QZM2 - : dominantly well preserved igneous texture; sericite replacing fsp. matrix replaced by complete brown clay; 10% hematite alteration of minerals; local sections with brx fabric; few sericite healed fractures; : trace 10% py. dissem. specks & blobs <1mm size; : occasional (rare) dk gray hairline to mm sulfidic veins & rare milky white f.g. lenses & hairline white clay healed fractures.								
				→ 443.9 - 444.06 brx fabric covered by mm dk gray sulfide veins.	Dex	97	442.78	443.78	1.0	39782	QZM2	
				→ 444.86 - 445.18 brx fabric as above; sulfide veins composed of v.f.g. silvery (stibnite) sulfide + v.f.g. pyrite.	Dex	97	442.78	444.28	1.0	39783	QZM2 - SXVN	

Interval		Recy %	ROD	DESCRIPTION		Interval		Core Width	Sample No.		
From	To					From	To				
452.63	455.63	100	0-74	452.23-455.6 QZ MZ BRICCIATED; typical sericite altered QZ MZ, brecciated fabric caused by pervasive 1-2mm sericite + pale brown clay healed fractures; : 20% cumulative total black clay+sulfide content as irregular mm to 1cm patchy veinlet also creates box fabric; veins parallel to core axis; sulfide present is always colored, brownish black - stibnite?	Box	99	444.28	444.78	0.5	39784	QZ MZ
455.63	458.72	100	0-93	455.6-458.15 QZ MZ as 455.92 with: : trace sericite healed fractures, trace waxy grey to milky white qz lenses : grey, qz lensed (kyolite (non-porphyratic) fragments as patches and thin 15cm dyle at 456.9m; : trace lg py dissem throughout.	Box	99	444.78	445.28	0.5	39785	QZ MZ - SXVN
458.72	461.77	100	0-63	458.15-459.04 RHYL : w/ white clay all of sp; non porphyritic; : pervasive, strong milky white qz stockwork, as healed fractures, quartz and lenses; : trace dissem py blebs to 1mm size; : lower 30cm ductile shear fabric, contact 30° & with QZ MZ; : encloses qz mZ fragments;	Box	99	445.28	446.76	0.5	39786	QZ MZ
461.77	464.21	100	0-59	459.04-462.45 QZ MZ - w/ altered; : typical QZ MZ, well preserved igneous texture w/ local ductile shear, brecciated patches - lower 30cm near contact with RHYL and from 461.9-463.5m - box caused by pervasive sericite healed fractures and a 5mm grey clay fault gouge 20° & within a 25cm RHYL patch at 462.9m; : trace py blebs and small (<1mm) patches assoc with chyl fragments with encrusting black sulfide (stibite?) veinlets; : 463.18m 5mm grey clay gouge 20° & crushed chylite/ chylodact with 3-5th U.G. py 20cm below: gouge have broken core and a mylonitized QZ MZ with 30% convoluted chylite / grey sulfidic lensing, 20° to core axis; : sericite healed fracture decays to trace by 465.84m, barline grey veinlet, 20° & contact to 465.84m, trace amount;	Box	99	446.28	446.53	0.25	39788	QZ MZ - SXVN
464.21	466.04	100	0-74	462.45-463.04 RHYL : w/ white clay all of sp; non porphyritic; : pervasive, strong milky white qz stockwork, as healed fractures, quartz and lenses; : trace dissem py blebs to 1mm size; : lower 30cm ductile shear fabric, contact 30° & with QZ MZ; : encloses qz mZ fragments;	Box	99/100	446.53	447.03	1.0	39789	QZ MZ
466.04	469.09	100	0-65	463.04-463.54 RHYL : w/ white clay all of sp; non porphyritic; : pervasive, strong milky white qz stockwork, as healed fractures, quartz and lenses; : trace dissem py blebs to 1mm size; : lower 30cm ductile shear fabric, contact 30° & with QZ MZ; : encloses qz mZ fragments;	Box	100	451.23	452.23	1.0	39790	QZ MZ
				463.54-463.94 RHYL : w/ white clay all of sp; non porphyritic; : pervasive, strong milky white qz stockwork, as healed fractures, quartz and lenses; : trace dissem py blebs to 1mm size; : lower 30cm ductile shear fabric, contact 30° & with QZ MZ; : encloses qz mZ fragments;	Box	100/101	452.23	453.23	1.0	39791	QZ MZ - box, SXVN
				463.94-464.34 RHYL : w/ white clay all of sp; non porphyritic; : pervasive, strong milky white qz stockwork, as healed fractures, quartz and lenses; : trace dissem py blebs to 1mm size; : lower 30cm ductile shear fabric, contact 30° & with QZ MZ; : encloses qz mZ fragments;	Box	101	453.23	453.73	0.5	39792	QZ MZ - box
				464.34-464.74 RHYL : w/ white clay all of sp; non porphyritic; : pervasive, strong milky white qz stockwork, as healed fractures, quartz and lenses; : trace dissem py blebs to 1mm size; : lower 30cm ductile shear fabric, contact 30° & with QZ MZ; : encloses qz mZ fragments;	Box	101	453.73	454.73	1.0	39793	QZ MZ
				464.74-465.14 RHYL : w/ white clay all of sp; non porphyritic; : pervasive, strong milky white qz stockwork, as healed fractures, quartz and lenses; : trace dissem py blebs to 1mm size; : lower 30cm ductile shear fabric, contact 30° & with QZ MZ; : encloses qz mZ fragments;	Box	102	461.98	462.98	1.0m	39794	QZ MZ box
				465.14-465.54 RHYL : w/ white clay all of sp; non porphyritic; : pervasive, strong milky white qz stockwork, as healed fractures, quartz and lenses; : trace dissem py blebs to 1mm size; : lower 30cm ductile shear fabric, contact 30° & with QZ MZ; : encloses qz mZ fragments;	Box	102	462.98	463.53	0.5mm	39795	QZ MZ / RHYL : sheared, SXVN
				465.54-465.94 RHYL : w/ white clay all of sp; non porphyritic; : pervasive, strong milky white qz stockwork, as healed fractures, quartz and lenses; : trace dissem py blebs to 1mm size; : lower 30cm ductile shear fabric, contact 30° & with QZ MZ; : encloses qz mZ fragments;	Box	103	462.53	464.53	1.0m	39796	QZ MZ

Interval From	Interval To	Recy %	RQD	DESCRIPTION	Interval		Core Width	Sample No.				
					From	To						
				455.94-470.43 G2M2 - wk altered CONT'D.								
469.07	472.30	100	0.60	: below 465.84 Bznt has mottled appearance with local patches where fp is pale yellowish white altered instead of waxy, green sericite altered, start getting faint pink colored folds; sericite healed features predominantly 20° to core axis; only have two hairline grey sericite veins, 20° from 466.04-470.43; rare, (trace) milky white qz lenses and white/yellowish clay + qz filled fractures - these are oriented 20° & as well.	Box	104	469.78	470.43	0.65M	39797	G2M2/AN/D	
472.3	473.96	100	0.97	→ 468.35: 15cm pale grey R&FP; upper contact 20° & hairline qz veins cut across contact between G2M2 & R&FP; at 469.5, lower contact of chert is marked by a 3mm grey clay sericite band 25° opposite dip to upper contact; this band cuts across the upper contact of a darker grey, 4cm wide microporphyratic A/D with pervasive milky white qz stockworking; R&FP cuts A/D which cuts G2M2; stockworking is episodic, one episode cuts across contacts of all units; other episode restricted to A/D; 470.18: irregular shaped R&FP fragment;	Box	104	470.43	471.33	0.90M	39798	A/D	
				470.43-472.93: A/D - bleached; upper contact 35° & 5cm flow laminated margin; med. grey microporphyratic texture - grey bleached ore with 6-10mm dk green mica altered hb laths 2-10mm; 3% light grey oblate spherulites? to 1cm size, appear to be white to silvery white acicular fine grained mineral (leucosage); natural clay alteration of groundmass, scratches easily with a knife; wk to moderate pervasive hairline to mm milky white qz stockworking; trace pyrite as aggregated blades replacing fp box frags; patches of dk grey A/D; caused by chlorite/sericite alteration of dk grey to black phenos; qz veins, stockwork cut across lower contact into G2M2; lower contact is bleached very pale grey, 45° & and shows wk. flow lamination;	Box	104	471.33	472.32	1.0	39799	A/D	

Interval		Recy %	RQD	DESCRIPTION		Interval		Core Width	Sample No.	
From	To					From	To			
472.96	477.01	100	0.53	472.93-476.48 QZM2 + FINE GRAINED INTRUSIVE : alternating medium- to coarse grained megacrystic quartz monzonite and fine grained equigranular intrusive;	Box 104	472.93	476.33	1.0	39800	QZM2 + fine grained intrusive.
477.01	480.06	100	0.64	: QZM2 has coarse porphyritic texture - pale green sericite alteration of f.p. phenos; white clay alteration of alkali f.p. groundmass; 3-5% f.g. py. dissem. through groundmass, as specks and aggregate blobs to 1mm size. trace stibnite with py. blebs; occasional (rare) milky grey to white qz veinlets to 6mm size;	Box 105	477.01	479.73	1.4	83751	QZM2 - sxxn
480.06	483.11	100	0.78	: f.g. intrusive is mafic depleted; fine to medium grained tint to porphyritic texture - phenos replaced by pale green sericite; higher % quartz than monzonite plugs + into amorphous class; 1-2% f.g. py. specks, dissem. : contacts are 80° to core axis, planes; minor scale crushing of QZM2 at contacts; : pervasive sericite healed fractures through f.g. intrusive; : trace black sulfide veinlets associated with qz lensing/veinlets within QZM2;	Box 105	479.73	476.33	0.6	83752	Fine grained intrusive
				476.48-477.88 FINE GRAINED INTRUSIVE - as f.g. intrusive above; late stage cooling of QZM2 melt? contacts show fine grained intrusive - into QZM2;	Box 105	476.48	477.88	1.4M	83754	fine grained intrusive; sxxn.
				477.88-483.11 QZM2 : mottled pale green color changes to green & light pink color at 478.68m; : wk clay alteration of groundmass; clay, feldspars netting to pale waxy green sericite;	Box 105	477.88	478.88	1.0	83755	QZM2
				477.88-478.4m pervasive sericite + brittle white clay filled fractures to 3mm size predominantly 20-30°; fracturing ends abruptly at 478.4m where milky grey quartz veinlets to 6mm size appear in core; : trace f.g. py. dissem. through core, increases to 2% around qz veinlets 478.4-478.5m; : trace sericite + white clay filled fractures throughout core;						
				END OF HOLE 483.11m.						

AURUM GEOLOGICAL CONSULTANTS INC.

DIAMOND DRILL LOG

HOLE No. 9524

Page 1 of

Property	G.M.P. - Goddell	NTS	Claim	Elevation	Azimuth	Length	Dip
Coordinates	Dip Tests		Advance	Depth	Date Collared	Date Completed	
Purposes	Drilled by			Assays by		Logged by	

Interval	From	To	Recy %	RQD	DESCRIPTION	Interval		Core Width	Sample No.
						From	To		
1.83	3.05	98	0		0-1.83 m CASING- No Recovery.				
3.05	4.57	89	0.1						
4.57	6.10	92	0.24		1.83-86.26 QUARTZ MANGANESE - occasional rounded f.g. inclusions				
6.10	7.63	100	0.65		: coarse grained, 40-45% plag; 40% k-spr; 10-15% f.c; 5% hb/bi.				
7.63	9.14	100	0.52		: brown from limonite to 24m; pink brown, occasional fresh				
9.14	10.67	100	0.21		sections to 44m; pinkish grey in occasional pink/brown				
10.67	12.19	89	0.49		sections to 86.26m; wk-mud sp alteration to white clays;				
12.19	13.72	100	0.56		← minor schistite alteration of fp after 31 m;				
13.72	15.24	100	0.61		structures: broken cores 1.8-5 m, 21.9-26 m, 42.5-43.7 m, 50.9-51.2 m;				
15.24	16.76	100	0.66		→ 71-72 m; pervasive hairline fracturing headed by white clay				
16.76	17.68	89	0.16		→ carbonate (limonite stained) to 32m; white/yellowish clay				
17.68	18.29	95	0.54		only after 30m; intense fracturing forms crackle brx fabric				
18.29	19.81	98	0.34		at: 11.5-11.9 m; 21-23 m; 25-29 m; 73.5-77 m; open fracture at 12.9 m.				
19.81	21.34	100	0.22		: small soft or brittle clay bands (+ carbonate), limonite stained				
21.34	22.86	83	0		at: 34.2-34.6 m, lower contact 45°; 35.5-35.6 m, contacts 45°;				
22.86	24.38	100	0.50		38.1-38.15 m, 60°; 39.43-39.45 m 70°; 46.7-46.94(?)				
24.38	25.91	99	0.26		shattered core with clay; 74-75 m, 50°; these cause crackle				
25.91	27.43	100	0.52		brx fabric above and below;				
27.43	28.96	100	0.45		: large clay zones with strong reaction to HCL; 18.81-21.4 m - 2 cm				
28.96	30.48	100	0.50		band, 0°-3° brecciated G2M2, becomes clay matrix supp brx				
30.48	32.0	101	0.56		from 19.7-20.41 m; 36-37 m, 5 cm brittle clay band, 20°;				
32.0	33.53	100	0.26		72.4-72.5 m, 10 cm brittle clay matrix supp G2M2 brx, 60°;				
33.53	35.06	100	0.56		: 39.0 m 5 cm yellowish white hard (fp?) vesiculated brx G2M2, 30°;				
35.06	36.58	100	0.39		Alteration: refers altering to chlorite/actinolite; fp stained				
36.58	38.1	100	0.46		pink by hematite or wk. clay altered;				
38.1	39.62	100	0.39		: moderately clay altered groundmass (scratches easily);				
39.62	41.15	100	0.71		9.65-10.2 m; 29.1-31.4 m; 37.5-39 m; 44.5-45 m;				
41.15	42.67	100	0.73		: double sheared fabric 73.68-79.15 m caused by pervasive				
42.67	44.2	100	0.67		wispy cream colored clay vesiculated, associated with limonite group				
44.2	45.72	100	0.73		bands from 74-75 m;				
45.72	47.24	100	0.56		: Note: gouge sections of core (fresh) have increased py content;				
47.24	48.77	100	0.85		pink/brown sections have increased magnetite content;				
48.77	50.3	100	0.64		: 71.7-72 m k-spr flooding of groundmass, pervasive hairline				
50.3	51.84	100	0.31		grey qtz vesiculated; ? Permotitic?				

Property		NTS		Claim		Elevation		Azimuth		Length		Dip							
Coordinates				Dip Tests				Advance		Depth		Date Collared		Date Completed					
Purposes														Drilled by		Assays by		Logged by W. Mann	

Interval From	Interval To	Rec'y %	RQD	DESCRIPTION	Interval		Core Width	Sample No.
					From	To		
51.84	53.34	100	0.5	1.8-86.26 QZMZ Cont'd.				
53.34	54.86	100	0.57	Micronization.				
54.86	56.39	100	0.48	: Occasional milky white qz veinlets to 6mm width, sometimes				
56.39	57.91	100	0.83	offset by hairline clay healed fractures; qz veinlets as stockwork				
57.91	59.44	100	0.51	zone from 55.9-56.2m; 5mm pink/brown hem. stained f.p.				
59.44	60.96	100	0.59	veinlet 70% at 58.15m,				
60.96	62.48	100	0.57	: 2-4% magnet./hematite cores of 1/4" as f.g. dissem.				
62.48	63.99	100	0.77	spots and cubic blebs to 1mm size; pink stained sections				
63.99	65.53	100	0.51	of core have higher magnetic content;				
65.53	67.08	100	0.64	: 1-3% pyrite as dissem. f.g. cubic specks and aggregated				
67.08	68.62	100	0.78	spots to 3mm size; greener sections of core have higher				
68.62	70.16	98	0.71	pyrite content; py increases to 7% and envelopes dissem. in				
70.16	71.70	100	0.46	the QZMZ around milky white qz veinlets cut 50-75m, 70%;				
71.70	73.24	100	0.89	51.9m + 62m, 75%; 63-54m, 90%;				
73.24	74.78	100	0.9	: pyrite is tarnished black to 40m, shows brassy color				
74.78	76.32	84	0.11	after 50m; pyrite gone to limonite from 18-30m;				
76.32	77.86	100	0.61	86.26 - 130.37m QZMZ Quartz Monzonite (Andesite Dykes)				
77.86	79.40	100	0.83	- pinkish-grey, minor green sections (hematite, local sericite)				
79.40	80.94	100	0.59	- typical composition and texture (as above)				
80.94	82.48	95	0	[86.26-87.72] AND - grey-green dyke, bright green mica alt'n, 30° ±				
82.48	84.02	74	0.13	~1% py. sheared lower contact				
84.02	85.56	100	0.74	[95.4-96.2] AND - as above, 10° ±				
85.56	87.10	100	0.79	Struct: Solid hard core, blocky 93.0-96.5m				
87.10	88.64	100	0.84	Minor hard ductile/brittle shears, esp. lower contacts of dykes				
88.64	90.18	100	0.74	Alt'n: Mostly ~fresh, hematitic, local green-white sericite				
90.18	91.72	100	0.90	+ clay/carb. alt'n of plag. Mafics locally bleached.				
91.72	93.26	100	0.50	Local: epidote, chlorite alt'n. of mafics.				
93.26	94.80	100	0.61	Minz.: dissem. specular & earthy hematite up to 3%.				
94.80	96.34	100	0.92	Local pyrite to 1%. Trace magnetite (ilmenite?)				
96.34	97.88	100	0.70	Weak, narrow Q ± carb. veinlets, irregular.				
97.88	99.42	100	0.89					
99.42	100.96	100	0.72					
100.96	102.50	100	0.78					

Property	NTS	Claim	Elevation	Azimuth	Length	Dip
Coordinates	Dip Tests	Advance	Depth	Date Collared	Date Completed	
Purposes	Drilled by			Assays by	Logged by W.D.M.	

Interval		Recy %	RQD	DESCRIPTION	Interval		Core Width	Sample No.
From	To				From	To		
32.59	135.64	100	0.71	130.37 - 133.06m AN/D - Andesite Dyke				
35.64	138.69	100	0.81	Dark grey, ~10% 1-3mm mafic phenos (augite?), ~10% 1-3mm				
8.69	140.21	100	0.41	subrounded white phenos (plag?). Variable texture & comp. 1-10mm				
10.21	141.73	98	0.65	bleached zone adj. contacts. Very irregular contacts.				
11.73	144.78	100	0.67	Magnetic throughout - dissem. mag./ilmenite. No hem., py.				
14.78	147.83	100	0.73	Solid core.				
17.83	150.72	100	0.58					
20.72	153.77	100	0.63	133.06 - 156.01m QZMZ - Quartz Monzonite				
23.77	154.69	100	0.74	-pinkish-brown, green. Typical comp. & text.				
24.69	156.21	94	0.34	Alt'n.: Strong green sericite alt'n common. Pink hematitic rock				
26.21	160.48	100	0.64	is fresher, weak sericite. Minor black mafics, mostly				
28.48	162.00	97	0.47	bleached.				
22.00	165.05	100	0.70	Struct.: Solid core, blocky 139.5-140.4m, 154.0-156.0m. Narrow clay-healed shears common 147.0-150.6m. Clay-coated fractures 154.0-156.0m. Minz.: Pink rock: 1-3% hem., tr. py., no mag. noted Green rock: 1-3% py., tr. hem. " " Minor, irreg. 0% carb. veinlets.				
				156.01 - 158.16m AN/D Andesite Dyke Grey-green, bleached to pale brown for 1-10cm adj. contacts, bleached halos adj. some 0-carb veinlets. Irreg. black to dk green, 1-4mm mafic phenos (augite?) ~15% Struct.: Solid core, lower contact 30° ±, broken core @ upper contact.				
				Alt'n.: Possible chlorite, minor py. in grey-green rock. Bleached rock has bright green mica replacing mafic phenos.				
				Minz.: Not magnetic. Dissem. leucosene 1-2%. Dissem. py. <1%. No hematite.				

Property	NTS	Claim	Elevation	Azimuth	Length	Dip
Coordinates	Dip Tests	Advance	Depth	Date Collared	Date Completed	
Purposes	Drilled by		Assays by		Logged by W.D. Mann	

Interval		Rec'y %	RQD	DESCRIPTION	Interval		Core Width	Sample No.
From	To				From	To		
202.69	205.74	100	0.93	200.22 - 230.73m QZMZ - Quartz Monzonite				
205.74	208.79	100	0.97	- typical pink-grey QM, minor green sericitic sections				
208.79	211.84	100	0.61	Structure: Solid core, local blocky sections w/ narrow shears,				
211.84	214.88	100	0.96	weak clay frac. coatings, esp. ~210m, 217.8m, 219.8m,				
214.88	217.93	100	0.62	224.0m				
217.93	219.76	90	0.31	Alt'n: Dissem. hem. → pink stain. Plag. is fresh → green				
219.76	220.98	95	0.26	sericitic → white clay (minor). Rt. is black → bleached				
220.98	224.03	100	0.64	beige.				
224.03	227.08	100	0.80	Minz: Pink rock has 1-3% specular & earthy hem., tr. py. → 5%				
227.08	230.12	100	0.77	Green sections - 1 → 2% py., 0-1% hem.				
230.12	233.17	100	0.59	- No magnetite noted except in vein @ 217.5m				
				Quartz-carb-hem-py. - (magnetite) vein, 30° ±, 217.1-217.7m				
				- other weak, narrow veinlets (2% carb) throughout.				
233.17	236.22	100	0.87	230.73 - 233.47m AN/D - Andesite Dyke				
				- as at 198.10m - pale grey-green w/ bright green mic alt'n.				
				Structure: - solid core, QM sheared adj. upper contact.				
				Lower contact 20° ±.				
				Alt'n: - Local grey patches w/ dk. green (chloritic) phenos. Most				
				phenos bright green, 1-4mm, irregular shape.				
				Minz: 0.5 - 3.5% dissem. py., Py. up to 3mm, irreg.				
				No mag. hem. Irreg. pale carb. gashes & veinlets ~ 3%				
236.22	239.27	100	0.88	233.47 - 238.32 QZMZ - Quartz Monzonite				
				- typical pink-grey QM, as above.				
				Structure: Very solid core. No shears or blocky sections				
				Alt'n: Local weak sericitic alt'n. - Plag. is hard				
				Minz: 1-3% dissem. Hem., tr. py. No mag.				
				Weak pale carb. ± veinlets & gashes				
239.27	241.25	100	0.93	238.32 - 239.85m AN/D Andesite Dyke				
				- as at 230.73m grey-green → pale grey green w/ bright green				
				alt'n. Both contacts 45° ±. 1-3% py. Pale carb. gashes				
				& veinlets ~ 3%. Solid core.				

Property	NTS	Claim	Elevation	Azimuth	Length	Dip
Coordinates	Dip Tests	Advance	Depth	Date Collared	Date Completed	
Purposes	Drilled by		Assays by		Logged by	

Interval		Rec'y %	ROD	DESCRIPTION	Interval		Core Width	Sample No.	
From	To				From	To			
41.25	244.30	100	0.93	239.85-241.74m QZMZ - Quartz Monzonite					
14.30	246.58	100	0.80	- typical pink-grey QM, as at 200.22m. 1-3% hem, tr. py.					
16.58	247.80	100	0.44	- weak sericitic alt'n. Solid core.					
47.80	250.85	100	0.85						
50.85	253.70	100	0.85	241.74-243.1m AN/D - Andesite Dyke					
53.90	256.95	100	0.82	- typical, as at 238.32m grey-green, bleached to pale green-					
56.95	257.99	100	0.95	brown w/ bright green mica alt'n.					
59.99	263.04	100	0.83	- upper contact 50° ±, sharp. Lower contact 15°-30° ±, 20cm					
63.04	266.09	100	0.89	mylonitic shear in QM Solid core.					
26.07	269.14	100	0.92						
				243.1m-246.9m QZMZ - Quartz Monzonite					
				- typical pink-grey & green, as above.					
				- solid core					
				246.9-248.65m AN/D - Andesite Dyke					
				- typical, as above. Mostly grey-green w/ dk. green (chloritic)					
				planes, → pale green-brown w/ bright green mica alt'd. planes.					
				- 20cm QM xenolith @ 248.0m.					
				- solid to blocky core w/ hematitic frags.					
				- 50° ± upper contact					
				248.65-251.54m QZMZ - Quartz Monzonite	249.40	250.30	0.90	83799	- py-rich shears
				- grey-green, sericitic alt'd., minor bright green mica alt'n.	250.30	251.54	1.24	83800	- to apy, py-rich shears
				Structure: narrow black pyritic shears common, 25°-45° ±					
				- minor AN/D dykelets, irregular. Weak shearing above 249.4m					
				Minerals: 1-3% pyrite. No hem., mag. Narrow QZ-alk					
				veinlets common. dk. grey py. in shears. Tr. apy. in Q.V.					
				& dissem.					
				251.54-253.85m AN/D - Andesite Dyke					
				- typical - pale green-brown w/ bright green mica alt'd. planes.					
				- upper contact 55° ±.					
				- 2-3% py., often in cng. blebs.					
				- pale carb. stringers ~ 4% - irregular					

Interval		Rec'y %	ROD	DESCRIPTION	Interval		Core Width	Sample No.	
From	To				From	To			
269.14	272.17	100	1.0	253.85 - 275.00m QZMZ - Quartz Monzonite					
272.19	275.23	100	0.98	- typical pink-grey + green QM Structure: Solid core. Local narrow pyritic shears, 10°-30° ±, esp. @ ~256m, ~267m, 270.3m Alt'n.: Green rock - mod. sericitic alt'n., tr. - 1% py. Pink-grey rock + weak sericitic alt'n., up to 2% hem. Minz.: weak py. + hem., narrow pyritic shears, weak carb. + Q veinlets					
275.23	278.28	100	0.85	275.00 - 282.26m AN/D - Andesite Dyke					
278.28	281.33	100	0.95	- typical grey-green, bleached to pale green-brown w/ bright green mica a/t'd. phenos.					
281.33	284.38	100	0.67	- upper contact sheared, lower broken - 5-8% irregular pale carb. gashes + veinlets - pyritic shear 30° ± @ 279.8m. - ~1% py., no hem., mag.					
				282.26 - 285.20m QZMZ - Quartz Monzonite					
				- pink + green w/ abundant sericitic shears - lower contact is - // ± Structure: solid to blocky core, sericitic shears abundant @ low angle to C.A. Alt'n. - Mod. to strong sericitic alt'n. → waxy apple green Minz. - Local hem. to 1%, minor py., weak veining					
284.38	287.43	95	0.64	285.20 - 294.90m AN/D - Andesite Dyke					
287.43	287.73	100	0	- typical, bleached to pale grey-green w/ bright green mica alt'n. of phenos. Minor dk. grey-grn. w/ chloritic phenos.					
287.73	290.78	100	0.90	Structure: solid core, minor narrow healed shears					
290.78	293.98	100	0.84	~5% pale carb. gashes + veinlets					
293.98	296.11	100	0.45	Minz.: <1-3% py., c.g. blebs common. No hem., mag.					
				294.90 - 296.11m HLBX - Mylonitic Breccia	294.90	296.10	0.70	83901	~3% py. - mod. shearing
				- lens-shaped frags. of QM, AN/D in py. - Q, - chlor. - ser. matrix - first 70cm is sheared QM. - Total py. ~5%.	295.60	296.11	0.51	83902	~9% py. - intense shearing

Interval		Recy %	RQD	DESCRIPTION	Interval		Core Width	Sample No.	
From	To				From	To			
296.11	299.16	100	0.80	296.11 - 322.34 m RQEP - "North" Quartz-Fspar Porphyry	296.11	297.54	1.43	83903	pyritic shears
299.16	302.36	100	0.80	- pale grey green Q-plag-(Kspar) porphyry					
302.36	305.41	100	0.75	296.11 - 302 m - phenos. coarser grained, more abundant.					
305.41	308.46	100	0.93	local Kspar phenos, & rounded porphyry fragments in					
308.46	311.51	100	1.0	porphyry matrix = "North QEP". ~15% 1-3mm Q eyes	311.51	312.42	0.91	83904	Py-stibnite (?) veinlets & dissem.
311.51	312.42	100	0.83	~20% subhedral white plag, 1-5mm. Flow banding common.	312.42	313.94	1.52	905	" " "
312.42	315.47	100	0.97	302 - 322.34m ~10% 1-2mm Q eyes, ~10% 1-3mm plag.	313.94	315.47	1.53	906	" " "
315.47	318.52	100	0.96	Minor flow banding near lower contact.	315.47	317.00	1.53	907	" " "
318.52	321.56	100	1.0	Structure: Solid core. Narrow sericitic & clay shears	317.00	318.52	1.52	908	Ductile-Brittle shearing w/ sulphides
				esp. at 302.0m, 305.0m. Pyritic shears common	318.52	320.04	1.52	909	" " " "
				296.11-297.54m, 302.4m (25° &), 319.3m (15° &).	320.04	321.56	1.52	910	" " " "
				Alt'n.: pervasive weak-mod. sericite w/ weak clay alt'n.	321.56	322.34	0.82	83911	APP needles < 1°
				of some plag. phenos.					
				Minz.: narrow, irregular pyritic shears & veinlets common.					
				esp. 296.11-297.54m, narrow py.-stibnite (?) veinlets					
				& dissem. common below 311.51m.					
321.56	324.31	96	0.73	322.34 - 335.15 m HL BX - "Black Breccia"	322.34	323.70	1.36	83912	Brock
324.31	327.36	100	0.97	- Rounded to lense-shaped fragments up to 15cm of	323.70	325.20	1.50	913	
327.36	330.40	100	1.0	QM, RQEP, Qtz Vein, AN/D in a black mylonitic matrix.	325.20	326.70	1.50	914	
330.40	333.60	100	1.0	Matrix contains ~1-15% pyrite, v. fig. w/ schistose (unth.)	326.70	328.20	1.50	915	
333.60	336.65	100	1.0	chlorite +/- sericite.	328.20	329.70	1.50	916	
				Structure: Very solid core - breccia is healed by black matrix.	329.70	331.20	1.50	917	
				Fragments are comminuted, elongated to rounded - a mylonite.	331.20	332.70	1.50	918	
				Fabric is 0-50° &, typically ~25° &.	332.70	334.20	1.50	919	
				Alt'n.: chlorite & sericite alt'n. Local fragments (AN/D?)	334.20	335.15	0.95	83920	Box 62
				w/ bright green mica alt'n.					
				Minz.: Possible stibnite-py. veinlets in top ~2m. Py. abundant					
				locally in matrix & frags. - commonly ground up into v. fig.					
				py. in matrix (- black colour in part).					
336.65	339.85	100	1.0	335.15 - 339.28 m RQEP - Quartz-Feldspar Porphyry	335.15	336.45	1.30	83921	Weak pyritic veinlets
				- grey QEP - 10% 1-2mm Q eyes, 15% 1-2mm anhedral plag.	336.45	337.75	1.30	922	Mod. pyritic veinlets & shears
				Alt'n. - texture-destructive sericitic?, pale rims on Q eyes	337.75	339.28	1.53	83923	" " " "
				- locally green sericitic					
				Structure: Solid core. Narrow sulphide-Q-healed shears.					
				Minz.: Network of pyritic veinlets & shears					

Interval		Recy %	ROD	DESCRIPTION	Interval		Core Width	Sample No.	
From	To				From	To			
339.85	342.90	100	0.97	339.28 - 342.20m HLBX - Heterolithic Breccia - mylonitic, black shear bands separate bands of QM & AN/D. - QM is highly sheared, strong sericitic alt'n. 339.43-339.85m + 341.30-342.20m - AN/D - has ~20% irregular carb 1/2 Q gashes + veinlets, 340.3-341.3m - Black bxia bands 25°-50° F @ 339.28m, 339.85m - v. similar to bxia @ 322.34m - pyritic	339.28	340.30	1.02	38924	- sulphide-rich shear bands + QM - ^{11cm of CORE TO 11cm SAMPLE}
					340.30	341.30	1.00	38925	- AN/D w/ py in veinlets + dissem.
					341.30	342.20	0.90	38125	- sheared QM
342.90	345.95	100	1.0	342.20 - 350.84m RQFP - Quartz-Feldspar Porphyry					
345.95	349.00	100	0.93	- v. similar to 296.11m, inc. rounded porphyry frags within porphyry					
349.00	352.04	100	1.0	(locally), weak flow banding. Similar Q & Plag. abundances and size ranges.	347.80	349.00	1.20	38126	- py. (+stibnite?) veinlets
352.04	355.09	100	1.0		349.00	349.90	0.90	38127	- " " "
355.09	358.14	100	0.97	- solid core w/ Q-sx healed fractures, veinlets below 347.8m, healed shears below 349.9m. - pale green w/ white plag. (weak clay alt'n.) - local crackle bxia, healed by pale carb.	349.90	350.84	0.94	38128	- " " " + pyritic shears
				350.84 - 353.50 HLBX - Heterolithic Breccia - black, pyritic, mylonitic matrix ~30% of interval - fragments mostly QZMZ, minor QFP, AN/D(?) - highly deformed and alt'd. - shear fabric 0°-40° F, typically 25° F - similar to 322.34m, but less matrix, more, larger fragments	350.84	350.17	1.33	38129	- pyritic shears PY, APY
					350.17	353.50	1.33	38130	- " " "
358.14	361.19	100	0.98	353.50 - 383.60 QZMZ - Quartz Monzonite	353.50	355.09	1.59	38131	black pyritic shears PY, APY
361.19	364.24	100	0.95	- mod. to strong deformation - ductile - brittle shearing, narrow	355.09	356.61	1.52	38132	- " " "
364.24	367.28	100	0.96	mylonitic shears common. Structures at all angles to C.A.,	356.61	358.14	1.53	133	- " " "
367.28	370.33	100	0.33	mostly 5°-30° F.	358.14	359.66	1.52	134	- " " " (weak)
370.33	371.53	98	0.18	Alt'n. - Mod. to strong sericitic alt'n. - Plag. soft to hard.	359.66	361.19	1.53	135	- " " " "
371.53	373.28	98	0.32	Rock is green to pink-green, generally solid except for clay-rich	361.19	362.94	1.65	38136	- " " " - strong
373.28	374.90	100	0.94	shears @ 363.8m, 369.0-373.0m, 382.0-383.6m.					
374.90	377.95	100	0.92	Structures: Narrow black mylonitic shears common, esp. 356.5m,					
377.95	379.49	95	0.91	361.2-362.7m, 368.8m, 381.0m. Irreg. AN/D. Klets @ 368.7m, 372.5m					
379.49	382.22	95	0.75	Minz: Weak py. (4.2%) except near black shears. Minor hem.					

Interval		Recy %	ROD	DESCRIPTION	Interval		Core Width	Sample No.	
From	To				From	To			
32.22	383.44	88	0.41	383.60 - 384.40m RDFP(?) Feldspar Periphery Dyke					
33.44	384.05	99	0.60	- 25% 1-5mm white plag. phenos (euhedral → anhedral) + Ksp. phenos?					
34.05	387.10	100	0.97	- green groundmass w/ strong red hem. stain.					
37.10	390.33	100	1.0	- sheared contacts. Plag. is soft, weak clay.					
37.03	393.50	100	0.98						
38.50	396.54	100	0.95						
38.54	399.27	92	0.84	384.40 - 389.23m HLBX Mylonitic Shear Zone					
39.28	402.34	100	0.98	- pale grey-green w/ grey mylonitic seams	385.20	386.70	1.50	38137 - mylonitic shears - 3% py	
39.34	405.54	100	0.91	- fragments mostly QZMZ above 387.1m, mostly AN/D	386.70	388.20	1.50	38138 " " "	
39.54	408.43	100	1.0	below 387.5m. Large frags are strongly deformed, bleached	388.20	389.28	1.03	38139 " " "	
38.43	411.48	100	0.97	- similar to @ 350.84m, but mylonite lighter colour, less py. - structures 10° - 35° *					
				389.23 - 399.15m AN/D - Andesite Dyke - pale grey-green-brown w/ dk. green → bright green phenos. Structure: Solid core. Local ductile-brittle shearing, esp. 393.5-394.8m, 398.5m. Internal structures & contacts ~ 25° * Alt'n: Dk. grn. phenos are chloritic (?), commonly bleached to bright green mica alt'n. Minz: <1% dissem. fg. py. 5-10% pale carb. gashes & veinlets					
				399.15 - 400.65m QZMZ (?) - Quartz Monzonite - pale green & white, mottled - hard, silicified - sericitic bleaching, texture-destruction - <1% py. local red hem. blebs.					
				400.65 - 402.04m AN/D - Andesite Dyke - grey w/ dark green anhedral phenos 10%, 1mm - upper contact 50° *, lower ~ 30° * - solid core. ~10% pale carb. gashes & veinlets					
				402.04 - 411.10m QZMZ (?) - Quartz Monzonite - pale green & white mottled rock, cut by grey AN/D dykes w/ irreg. contacts 402.6-402.8m, 403.7-404.8m. Structure: healed crackle texture & shears - sericitic fractures. Alt'n: bleached - sericitic alt'n. & silicification texture-destruction					

Interval		Rec'y %	RQD	DESCRIPTION	Interval		Core Width	Sample No.
From	To				From	To		
				402.04 - 411.10 m (Continued)				
				Mineralization: Minor pyrite (<1%), barren Q-sericite veinlets				
				- very solid, hard core				
1.48	414.53	100	0.90	411.10 - 413.63 m AN/D Andesite dyke.				
7.53	417.58	100	0.95	- pale grey to grey, similar to 400.65m				
7.58	420.62	100	0.98	- 10% 1mm dk. green anhedral phenos. 5% pale carb. gashes.				
20.62	423.67	100	0.87	- solid core. Upper contact 25° ±, lower 25° ±.				
				413.63 - 415.40 m QZMZ - Quartz Monzonite				
				- mottled pale green + white				
				Structure: strongly deformed by ductile-brittle shearing				
				Blocky core due to clay-healed shears. Very irregular lower contact.				
				Alt'n. - Bleached, sericitic, weak clay.				
				Minz. - weak py. (<1%).				
				415.40 - 417.20 m AN/D - Andesite Dyke.				
				- grey w/ 10% dk. grn. → bright green phenos, 1mm				
				- lower contact 60° ±, upper v. irregular. Solid core.				
				- 5% pale carb. gashes + veinlets				
				417.20 - 418.88 m QZMZ - Quartz Monzonite				
				- highly deformed, bleached mottled pale green + white				
				- sericitic alt'n., weak local texture-destruction:				
				- cut by 10cm AN/D w/ irreg. contacts @ 418.2m				
				- <1% py.				
				418.88 - 422.95 m AN/D - Andesite Dyke.				
				- pale grey-green-brown w/ dk. grn. → bright green phenos.				
				- 10-20% 1mm anhedral phenos				
				- 5% pale carb. gashes + veinlets				
				- upper contact ~ 30° ±, lower ~ 20° ±.				
				- <1% py.				

Interval		Recy %	RQD	DESCRIPTION	Interval		Core Width	Sample No.
From	To				From	To		
23.67	426.72	100	1.0	422.95 - 429.52 m QZMZ - Quartz Monzonite				
26.72	429.92	100	1.0	- speckled green, grey, white - less deformed & alt'd.				
29.92	433.12	100	0.95	than units above				
33.12	436.17	100	0.95	Structure: Solid core, minor narrow shears				
36.17	439.37	100	0.96	Alt'n: Plag. → green, sericitic, Biotite bleached to pale grey. Kspar is white.				
39.37	442.57	100	0.90	Mineralization: dissem. py. Qv. ~1%. Minor narrow veinlets. 4cm bxia vein ~50° @ 426.6m w/ angular frags of Qv, QFP, AN/D, ~3% py.				
				429.52 - 441.71 m AN/D Andesite Dyke				
				- grey to pale grey-green w/ dk. grn. → bright green phenos.				
				- 10-20% phenos - anhedral, 1-2mm				
				- 2-10% pale carb. gashes & veinlets				
				- QZMZ xenoliths (highly alt'd, as at 402.04m) e.g. 436.89-437.81m				
				- <1% dissem. py.				
42.57	445.62	100	1.0	441.71 - 449.88 AN/D Hydrothermal Alteration Zone QZMZ - RAITILE/DUCTILE D-FORMED				
45.62	448.36	100	0.85	- Green matrix dominant matrix supporting rounded QZMZ				
48.36	449.88	98	0.39	fragments, sections of AN/D dominant core - actually AN/D that have been brecciated; narrow clay shear zones 448-449.6m;	446.38	446.88	0.5	38140 HBOX - tr py
				- upper contact 10% mantled by green/grey clay shears with ribbed qtz vein + black perthite selvages;	446.88	447.23	0.5	38141 HBOX - 10% py + tr albite
				- ribbed qtz/alkalite healed gashes/veinlets through interval; strongest in grey AN/D zones;	447.38	448.58	1.0	38142 "
				- 10cm showed QZMZ path at 448.28m;	448.38	449.38	1.0	38143 HBOX - py veinlets
				- 25cm and 30cm AN/D - pale grey, dk green mica replacement of phenos at 442.97 and 442.65m - contacts ~ 30%.	448.38	449.88	0.5	38144 HBOX - tr py
				Mineralization: trace py blebs in AN/D box; trace py, very trace albite in QZMZ box; increased py assoc'd with black perthite veinlets in matrix sup'p QZMZ box at 441.88-448.34m.				

Interval		Recy %	RQD	DESCRIPTION	Interval		Core Width	Sample No.		
From	To				From	To				
449.88	452.58	100	0.71	449.88 - 452.58 QZM2 (Andesite dykes)	449.88	452.38	0.5	38145	QZM2	
2.62	455.67	100	0.84	: Grey-sh green, coarse grained, brecciated caused by pervasive sericite healed fractures.	452.38	452.83	0.45	38146	AND	
5.67	458.72	100	0.63	: small bleached AND with qz-actinolite healed gashes & veinlets	452.83	452.83	1.35	59435	QZM2	
8.72	461.77	100	0.84	Alteration: play → sericite, weak clay alteration of groundmass; fsp phenos in AND altered to dk green mica; Mineralization: 1% py as disse mm blebs, trace aspy, disse, aggregated needles in AND; trace disse. py within QZM2, increased amounts assoc with hairline to mm sulfidic (py + st. base?) veinlets randomly oriented; sulfide (py) patches with 3-5% py localized in QZM2; trace st. base in QZM2. Andesite dykes have brecciated, bleached contacts;	452.83	452.58	0.4	38147	AND	> 10% py
				452.58 - 453.73 QZM2 - sulfide rich, altered : Dark grey, fine grained altered gneiss - grey colouring due to high sulfide content; Alteration: groundmass, fine grained, crude igneous texture; trace dk green chlorite alteration of matrix; weak clay alteration of groundmass Mineralization: 10% fsp, pyrite, aggregated blebs, wispy veinlets and patches to 2cm; trace arsenopyrite (possibly to 10%) : f.g. acicular needle clusters; minor brecciated white, clayey angular clasts (qz + clay - altered QZM2); : upper contact brecciated, abundant qz-actinolite gashes; : lower contact sharp, 3mm black clay band, 35°;	452.58	453.73		38148	QZM2 - 10% py	
				453.73 - 463 QZM2 (AND) : green + grey mottled strong igneous texture; also bleached grey, irregular; Alteration: wk brecciated (shaded) fabric; strong breccia from 457.6 - 458.72 assoc with AND 457.16 - 458.45m; QZM2 weakly clay altered, strong wavy green sericite replacement of fsp; AND has dk green mica replacing fsp phenos; qz-actinolite healed gashes veinlets; Mineralization: 1% f.g. py specks disse through QZM2, increased py assoc with st. base / py hairline veinlets, pervasive from 456.44 - 458.5m; : AND from 458.16 - 458.45 has 10% f.g. py and 1% aspy, disse Contacts are 45°;	453.73	455.4		38149	QZM2 - 1% py	
					455.4	455.8		58160	AND - 7% py + arsenopyrite	
					455.8	457.4		59427	QZM2 - 1% py	
					457.4	457.3		59408	QZM2 - box, 1% py, 1% st. base	
					457.3	458.2		59409	QZM2 - box, 1% 2% py, AND f.g. py	
					458.2	458.45		59430	AND - 10% py, 1% aspy	1.9
					458.45	458.45		59431	QZM2 - box, 2% py	

Interval		Rec'y %	RQD	DESCRIPTION	Interval		Core Width	Sample No.
From	To				From	To		
				453.73-463 Cont'd. GEMZ				
477	464.82	100	0.90	Mineralization:				
54.82	467.87	100	0.90	: At 458.87-459.02 m have milky white quartz swelling veinlets	458.85	459.05	59432	GEMZ - 2% py, 1% sphalerite
67.87	470.92	100	0.83	with trace pale red/yellow resinous sphalerite as 2mm blebs;	459.05	459.5	59433	GEMZ - 2% py, trace st. white, br
70.92	473.96	100	0.93	Qtz veining is 90° ±;	459.5	460.5	59434	GEMZ - 1% - 10% py
73.96	477.01	100	0.98	: 4cm black clay/sulfide (py) band 459.23 m; contacts 20° ±;				
77.01	480.06	100	0.88	This is a shamed sulfide rich zone;				
70.06	483.11	100	0.96					
				463-463.85 RHYL - RHYOLITE DUNE				
				: Bleached pale grey; 5% dk green → bright green mica replacement of mm angular phos; 4mm clay covd qz aggr, 3%;				
				Alteration: pervasive bleaching; milky white qz + ankerite healed veinlets to 1cm width, sub parallel curvilinear; offset by hairline white clay veinlets;				
				: Core scratches easily with knife;				
				Mineralization: trace v.f.g. py specks, limonite rims;				
				Contacts: sharp planes; upper is 35° ±, lower is 70° ±;				
				463.85-481.30 GEMZ - QUARTZ MONTMORILLONITE				
				: Dominantly pale green; locally pink stained; mottled, milk-bleached appearance; pink stain from hematite alteration of matrix?				
				Alteration: waxy green (pale) sericite alteration of fp; locally fp is also pink (hematite) stained; fp also altered to beige/white clay; barely scratchable to easily scratchable with knife - wk to moderate clay alteration;				
				Structure: locally cracked fractured, healed by beige clay + sericite - imparts pervasive green hue to core; occasional rounded Anh fragments with 1-2% magnetite altered to hematite; occasional angular RHYL fragments, qz + fp phos 4mm;				
				→ 470.92-471.18 quartz flooded section of GEMZ, texture identical minerals almost completely replaced by greyish/beige quartz with mm sericite veinlets 20° ±;				
				Mineralization: trace v.f.g. pyrite specks assoc'd with hairline clay + sericite veinlets and occasional hairline qz veinlets; trace hematite replaced magnetite;				

Interval		Rec'y %	ROD	DESCRIPTION	Interval		Core Width	Sample No.	
From	To				From	To			
481.32	484.05			ANDI ANDOSITE DYKE:					
483.11	486.16	100	0.73	: Dark greenish grey aphanitic with microporphritic augite phenos (10%);					
486.16	489.2	100	0.70	: Calcareous groundmass					
489.2	492.28	100	0.56	Alteration: upper 19cm lower 95cm bleached pale grey with dk green-					
492.28	495.3	100	0.62	bright green mica replacement of phenos; bleached margins contain 30%					
495.3	498.35	100	0.77	mm spherical quartz eyes with thin clay rims - secondary quartz;					
498.35	501.4	100	0.79	1% leucosene - alteration of ilmenite; bleached margins strongly clay altered;					
				Mineralization: hairline milky white quartz veinlets, dominantly 60° &					
				with occasional purplish red hematite selvages; v.f.g. magnetite +					
				ilmenite (?) disseminated through groundmass - up to 5%, however core is					
				weakly magnetic; mag; ilmenite assoc ⁿ ; trace v.f.g. py disseminated;					
				Contacts: sharp, planes; upper contact is 35° &, lower is 20° &;					
				484.05-487.08 (Q2M2 (RHYL) QUARTZ MONZONITE & THIN RHYOLITE DYKES.					
				: Pale grey to pinkish to green mottled; fp dominantly → beige					
				clay, subordinate amt to waxy green sericite					
				: Thin pale grey rhyolite dykes with microporphritic fp phenos →					
				dk green mica, rounded qp eyes are clear; Rhyolite dyke from					
				484.4-484.75m upper contact stepped 20° &, lower contact associated					
				with Q2M2; Rhyolite patch (< 1/2 of core) with jagged (intrusive)					
				margin from 484.9-485.15m.					
				Alteration: fp strongly altered to clay, causes mottling of core; hairline					
				white clay veinlets/fracture fillings in rhyolite					
				Structure: pervasive fractures in Q2M2, partially healed by clay;					
				pervasive hairline clay filled fractures;					
				Mineralization: 1-2% ilmenite v.f.g. dissem, altering to hematite					
				within Q2M2; trace pyrite as 5mm blebs and within the					
				rhyolite patch as wispy black sheeted lenses at lower contact (485.1m)					
				487.08-499.14 STRAIN ZONE - STRAINED QUARTZ MONZONITE (BRECCIATED)					
				: Brecciated quartz monzonite varying degrees of clay alteration - zones					
				of pink/grey/green mottled with clay alteration of fp + zones of intense					
				clay alteration host to angular fragments of border (qtz rich?) Q2M2;					
				: Intensely fractured interval, fractures partially healed by white clay					
				leaving open spaces; pervasive hairline sericite + clay heaped fractures;					

Interval		Rec'y %	RQD	DESCRIPTION	Interval		Core Width	Sample No.			
From	To				From	To					
	487.08-499.14			STRUCTURE: Beechwood GZM3 CONT'D. : 2-5mm clay altered bioclastic GZM3 shales common, 10-20% → 488.9-489.5 grey quartz dominant (flooded) zone as 470.92-471.18 m; (quartz rich pegmatite): contacts 10° → 492 vs 492.85 gr + kspen pegmatite patch, rounded fragment; Mineralization: 1-2% pyrite as <1mm blades and subord. scale of sp. specks dissem. through core; rare dk grey hairline gr veins with 3-5% pyrite within; rare dk grey clay + pyrite filled fractures Note: these veins, fracture fillings are very localized and comprise <<<10% of core (negligible amount).							
					96	487.08	487.6	0.82	59436	1% py. ss veins	
					Box	96	488.6	488.6	1.0	59437	grey clay ss fracture // c.a.
					96	489.6	489.9	0.3	59438	1% py	
					96	488.9	489.5	0.6	59439	peg.	
					98	488.03	488.53	0.5	59440	1% py	
					Box	98	488.53	488.53	0.4	59441	gr + sulfide veins
					98	488.93	489.14	0.21	59442	1% py	
501.4	504.44	100	0.71	499.14-525.65 QUARTZ Monzonite							
504.44	507.49	100	0.87	: color varies from green to grey to pink sections, all with mottled appearance							
507.49	510.51	100	0.72	: gr + calcite veins randomly dispersed through core;							
510.51	513.59	100	0.76	: pervasive hairline to mm white clay healed veins/fractures, minor carbonates;							
513.59	516.64	100	0.68	Alteration: varying degrees of alteration, fims patches with no definitive coarse; pink colored sections common, color caused by alteration of micas, some biotite / vermiculite still preserved							
516.64	519.68	100	0.72	altering to chlorite; green colored sections subordinate, have destruction of mica, strong sericite alteration of fp. Minor patches/sections of core, avg 5cm width, up to 84cm max - have strong clay (white) alteration of fp - can be crushed with a knife; micas altering to beige clay + specular hematite; sericite is most common alteration mineral followed by hematite (pink staining of fp), accessory chlorite, kaolinite and beige clay;							
519.68	522.73	100	0.74	Structure: solid core, pervasive hairline clay healed fractures; local zones have weak chlorite where veins/fractures are concentrated; occasional brittle clay filled mm-2mm fractures, 30%;							
522.73	525.78	100	0.71	Mineralization: nil to trace v.f.g. py. specks rarely seen; 1% specular hematite assoc. with micas in ground mass; trace chlorite seen (very rare) assoc. with mm to hairline gr veins; Up to 7% pyrite aggregated cubes to massive concentrated along clay + quartz (white) filled fractures; very rarely seen;		527.91					
525.78	528.76	100	0.54			527.91	528.73	1.02	59443	GZM3 - pyrite veins	
						528.73	528.08	1.15	59444	GZM3 - quartz altered	
						528.08	528.92	0.84	59445	GZM3 - strongly altered	

Interval		Rec'y %	ROD	DESCRIPTION	Interval		Core Width	Sample No.	
From	To				From	To			
527.76	530.66	100	0.62	525.65-530.7 APLITE DYKE ZONE					
530.66	533.70	100	0.81	• Fine grained pink colored leucocratic gzt fp dykes encompassing					
533.70	536.75	100	0.79	thin sections of sericite altered GZM; MM sized sericite					
536.75	539.80	100	0.90	• filled fractures various angles within aplites,					
539.80	542.85	100	0.78	→ 525.65-527.31 Aplite, upper contact 30°X, lower 150°X.					
542.85	545.90	100	0.97	→ 527.8-527.9 5cm dyke, contacts 20°X;					
545.90	549.94	100	0.46	→ 528.3-529. pervasively pink colored GZM					
549.94	551.99	100	0.30	→ 529-529.25 pegmatic dyke, same lithology as aplites, contacts 40°X;					
551.99	555.04	100	0.84	→ 529.72-530.22 perthite GZM pinkish grey color (wk. chilled zone between dykes) → 530.22-530.7 dyke (aplite) with pervasive sericite healed cracks fractures go trace hairline grey-gz veins; contacts 20°X; Mineralization: trace py as v.f.g specks in aplites, <mm sized blobs in GZM					
				530.7-551.74 (GZM) - QUARTZ MONZONITE					
				: Pink, grey, green mottled appearance; Quartz is greyish white, fp are waxy green to white to pink; mafics altering to bright clays, minor relic biotite possibly hornblende.					
				Structure: solid core, clay healed fractures rare become pervasive at 541m; greyish white gzt + white clays (ankite)					
				veinlets 1-3mm wide common throughout generally trend 40-60° X, one 4mm width parallel core axis from 535 to 536m; one is broken, blocky from 547.4-551.5m					
				: Aplite dykes at 542.38-542.58, contacts 30°X; 547.1-547.26 contacts 35°X; 547.55-542.85 contacts obscure, destroyed by broken nature of core; minor aplite patches - 8cm dykes present as well;					
				: Broken nature of core is caused along pervasive fractures of chlorite + sericite from 547.4-551.5m, very weak shear fabric can be orientated (debatable);					
				Mineralization: trace to 1% pyrite as dissemi. specks and blobs to 1mm size concentrated (replacing around mafics; trace specular hematite altering to red oxide;					

Interval		Recy %	RQD	DESCRIPTION	Sample No.	Interval		Core Width
From	To					From	To	
				551.74-551.97 GZM2 : Waxy green sericite all ^a of top; Typical mottled green grey Structure: QUARTZ + BUNITE in chaotic sericite veinlets Common, parallel to 20° S; Concentrations at 550.9 + 551.8 m cause ductile brecciated (sheared) fabric. Mineralization: trace py, v.f.g. dissemin.; Trace silvery v.f.g. mineral - stibate? possibly graphite assoc'd with qz veinlets;				
558.01	558.09	97	0.65					
558.09	558.3	100	0.9					
* 558.01	558.07	99	0.09	Box 109 556.14-561.76 - EXTRA 3.05M ADDED)				
+ 558.01	562.36	100	0.04	→ Box 109: MARKERS SHOW 14 FT; ONLY 4 FT CORES IN RUN - MISSING 10 FEET CORES				
562.3	562.4	100	0.34					
562.4	562.45	100		551.97-552.01 Ash	59446	551.97	552.11	0.14 10% py, 5% arsen?
562.45	571.5	100		: Very dk grey - black ophreitic; Flow brecciated veins in microvein, // contacts 25° S; : Highly sulfidic - ground up py; 5-10% py as speckles + blubs; 10 to 3-5% silvery mineral, dk black streak - Arsenopyrite? : 10 cm sheared GZM2 cut by sulfidic veins 552.01-552.11				
571.5	574.55	100						
559.3	562.36	100	0.84	552.01-562.36 (ZM2 : Varying degrees of alteration - patchy; textures destroyed. Structure: pervasive chlorite + sericite + white clay healed fractures from: 552.01-552; 552.02-552.06; 552.07-552.31 Pink grey mottled with white clay healed fractures from: 552-552.02; 552.06-552.09; 552.09-552.31 : Brittle, shaly clay shear band 3cm width 25° at 562.04m; Mineralization: trace py within green GZM2; trace arsenite hematite + red oxide hematite in pink/grey GZM2; Locally up to 10% py over interval; rare veins of silvery mineral with py (stibate) assoc'd with quartz veinlets; → 561.65-561.74 greyish white quartz patch (brecciated veinlet) hosting a 3mm graphite lense - 2cm long. Strong potassic alteration envelope of 2cm either side;				

Interval		Recy %	RQD	DESCRIPTION	Sample No.	Interval		Core Width
From	To					From	To	
562.35	565.4	100	0.78	562.35 - 571.34 QZM2				
				PARM Alteration as previous interval. Introduced is				
565.4	568.45	100	0.81	small patches of strong clay altered feldspar from near				
				in called bleached QZM2;				
568.45	571.5	100	0.94	Predominantly pink hue to core with white/beige				
				day healed fractures common; mafics preserved, altering to				
571.5	574.55	100	0.96	Localised qz + sericite veinlets;				
				Structure: Fractures and veinlets have various orientations				
574.55	577.59	100	0.75	to core but all show shallow to moderate angles to core axis;				
				Mineralization:				
				<10% py dissemin. throughout;				
				~1% specular hematite dissemin. as spots;				
				571.34 - 571.46 AND				
				: Bleached and grey with dk green mica planes dk green				
				chlorite flow laminated lower contact;				
				Contacts sharp ~ 30°; No mineralization				
				Alteration: qz + fsp sheared veinlets in 30cm of QZM2				
				surrounding the dyke, // contacts				
				571.46 - 576: QZM2 - ALTERED				
				: Various degrees of alteration:				
				→ Pink from: 571.46 - 574; Green from pervasive sericite +				
				qz healed fractures from 574 - 575.63; weakly altered				
				mafic destroyed, fsp altered to pale greenschists + milky				
				white;				
				Structure: 3mm sericite (chlorite?) / quartz-fsp veinlet parallels				
				core axis + breaks are evenly from 572.21 - 572.25 - pinches				
				out at lower contact; sericite + fsp fibed fractures occur				
				with green interval every 15cm or less; larger ones				
				30°;				
				Mineralization: Trace py dissemin as fg spots through				
				all core; ~1% specular hematite spots bleached chlorite				
				→ 574 - 579.25 10% - 20% py assoc with black brecciated				
				bands, 1-4mm width 40°;				

Interval		Rec'y %	ROD	DESCRIPTION	Sample No.	Interval		Core Width	
From	To					From	To		
				<p>576-576.35 QZM2</p> <p>Greyish med. clay altered QZM2 with mylonitic gr + black ground up py + arsenopyrite veinlets;</p> <p>1 cm vuggy s. voidal carbonate filled gash at 576.29 m;</p>					
				<p>576.35-576.51 RHL</p> <p>: Pale grey with 20% gr eyes <1mm, 5% fp altered to dk green m. ca;</p> <p>: Upper contact brecciated by QZM2, 20%; lower sharp, mm clay band 250g;</p> <p>: Hairline grey gr veinlets 20%, opposite dip of contacts;</p> <p>: Trace pyrite, in cores of gr eyes; small white gr patch at upper contact</p>					
				<p>576.51-577.13 QZM2</p> <p>: Sericite altered feldspars green colour to core</p> <p>Occasional clay filled fractures</p>					
				<p>577.13-577.59, RHL - as 576.35</p> <p>: Upper contact sharp, 250g; lower broken by gr-sulfide patch, 200g;</p> <p>Mineralization: 2-3% fg. dissemin py specks + in cores of gr eyes; ~1% fg. dissemin. arsenopyrite specks;</p> <p>: Quartz patch is mylonitic/brecciated by black sulfide rich lenses from 577.41-577.67; 100g, opposite contacts;</p>					
577.59	580.61	100	0.80	<p>577.59-581.76 QZM2</p> <p>: Persevere sericite + gr healed fractures from: 577.51-578.32;</p>					
580.61	583.69	100	0.81	<p>580.27-581.76;</p> <p>: wk bleached from: 579.32-579.57; 580.29-581.27m.</p> <p>: Grey from 578.27-578.57 + 579.53-580.79</p> <p>: Pink from 578.87-579.53</p> <p>Mineralization: trace py in pink + bleached; 10% in grey + sericite;</p> <p>Trace-10% specular hematite;</p>	59447	580.79	581.76	0.97	Healed QZM2

Interval		Rec'y %	RQD	DESCRIPTION	Sample No.	Interval		Core Width	
From	To					From	To		
				581.76-582.1 QZM2-RT+SULFIDE Veined zone : Strong sericite alteration of groundmass; : pervasive qz + black sulfide veining, 30°; 4cm width at upper contact Mineralization: Sulfide restricted to the black veinlet lenses, ground up pyrite, 5% fg pyrite specks and ~10% fg arsenopyrite specks;	59448	581.76	582.1	0.34	qz-sulfide veining
				582.1-583.9 QZM2. : Strong sericite altered groundmass as above, occasional grey qz + sericite veinlets, 45°; Occasional black sulfide veinlets (chlorite), shallow angles to core axis.	59449	582.1	583	0.9	QZM2-sulfide veinlets
					59401	583	583.9	0.9	QZM2
583.9	586.74	100	6.73	583.9-587 QZM2 - with patches of SXBX : Pink to green mottled qz hematite brecciated by black sulfide + chlorite/sericite veining; Structure: Randomly oriented dk green to black veinlets crackle fracture core; create a clast supported breccia form: 583.9-584.25; 585.61-585.69; 585.89-586.07; and	89402	583.9	584.25	0.35	SXBX
587.4	589.79	100	0.57	586.33-587m; angles of veining shallow (10-30°) to core axis; Mineralization: 5-7% pyrite, 1-2% arsenopyrite, v.f.g. associated with black sulfide veinlets + breccia zones;	89403	584.25	585.61	1.36	QZM2-sulfide veinlets 5%
589.79	592.83	100	0.95		89404	585.61	586.33	0.72	patches of SXBX, QZM2 sulfide veinlets
592.83	595.88	100	0.94		89405	586.33	587	0.67	SXBX
				587-594.6 QZM2. : Strong pink stain + hematite veinlets to 591.5; grey/pink/green mottled to 594.6. Structure: occasional white/blue clay heeded fractures; solid core; waxy grey/green veinlets to 2mm width in mottled core; Mineralization: 1-2% dk red hematite specks/bands; 1-2% specular hematite, trace - 1% pyrite; red hematite core past 591.5m;	89406	587	591.5	0.8	QZM2-trace sulfide veinlets
						591.5	594	1.0	

Interval		Recy %	ROD	DESCRIPTION	Sample No.	Interval		Core Width	
From	To					From	To		
				544.6-544.88 AN/D : Bleached grey; dk green mica replacement of phenos (3-5%) : trace dissem. of pyrite; : upper & lower contacts 15° S; lower causes 30cm shear fabric (ductile) into GZM2 wallrock;					
544.88	548.93	100	0.83	544.88-603.74 GZM2 - some 587m; mottled. : white/brn clay healed + ga healed fractures increase with depth; Alteration:					
548.93	601.98	100	0.88	: 601.95 wk - moderate clay alteration of groundmass, brittle clay fractures common; core gets blocky, clay alt ⁿ increases at 602.98; Pinky core, + gouge (3cm) band at upper contact with andesite dyke at 603.89m;					
601.98	604.11	100	0.32	Mineralization: 2% red hematite, 1-2% specular hematite decreases with depth; trace py, increases to ~1% with depth nearing contact with andesite; Disseminated py blebs, diss. hematite specks.	89407	602.74	603.74	1.0	GZM2 - clay altered
604.11	607.16	100	0.51	603.74-605.93 AN/D. : DK grey aphanitic with lighter grey bleached margins Structure: broken core; pervasive white g+antinite (& dk red hematite selvages) veinlets, fractures; Alteration: pale brown colouring of groundmass; light red tint where hematite selvages occur, red stain where fractured; 15% dk green altered quartz? + fp phenos to 3mm size; some phenos still fresh, weakly chloritized; weak to moderate chloritized groundmass; Mineralization: 1% lg py as disseminated specks; weakly magnetic; Contacts: upper sharp marked by a 3cm gouge band 50° S; Lower is sharp, 35° S;	89408 89409	603.74 604.83	604.83 605.93	1.09 1.1	AN/D AN/D

AURUM GEOLOGICAL CONSULTANTS INC.				DIAMOND DRILL LOG				HOLE No. <u>G524</u>		Page <u>1</u> of <u>—</u>		
Property			NTS		Claim		Elevation		Azimuth		Length	Dip
Coordinates			Dip Tests		Advance		Depth		Date Collared		Date Completed	
Purposes				Drilled by				Assays by		Logged by		
Interval		Rec'y %	RQD	DESCRIPTION	Sample No.	Interval		Core Width				
From	To					From	To					
607.16	610.21	100	6.76	605.93-609.2 QUARTZ MONTEGITE: : Coarse grained, strong igneous texture;	89410	605.93	607.42	1.19	G2M2			
				: Alteration: bleached beige/cream to 607.42 with 10% dk red hematite alteration of matrix - possibly growth of k-spr;	89411	607.42	609.2	1.78	G2M2			
610.21	613.26	100	6.83	Dark grey/green with slight pink hue 607.42-609.2; 3% hematite interstitial to groundmass; wk sp alteration to sericite, matrix altering to chlorite + actinolite;								
613.26	616.31	100	6.96	Structure: solid core with occasional cream/white clay(?) + quartz filled fractures; Mineralization: Trace Fe py specks disseminated; 1-2% specular hematite grains disseminated - possibly contribute to high hem. content to 607.42m;								
				609.2-611.27 Ash - non magnetic.	89412	609.2	610.2	1.0	A=10			
				: Dark greenish black; 100% mafic phenos mostly altered to beige/brown clay (phlogopite); Fe phenos mostly sericite altered.	89413	610.2	611.27	1.07	A=10			
				Structure: solid core with pervasive hairline carbonate lined fractures; rare Azmt fragments brecciated within the dyke. Alteration: bleached lower contact for 85cm; patchy bleached areas within the dyke assoc ^d with quartz + carbonate veins; Mineralization: 5% py as Fe specks, 1mm blebs and rare discontinuous 5mm veins;								
				: Trace hematite staining on fracture surfaces; Contacts: upper contact 70°X with fragments brecciated into G2M2. Lower contact steep, 55°S;								
				611.27-616.57 G2M2 - as 607.42-609.2m.	89414	611.27	612.27	1.0	G2M2			
				: Minor sections bleached pale grey; : Typical mottled G2M2 with 3% hematite as described at 609.2m								
				: Rare Ash fragments, no more than 1cm in size dispersed through core;	89415	612.7	613.5	0.8	G2M2			

Interval		Recy %	RQD	DESCRIPTION	Sample No.	Interval		Core Width	
From	To					From	To		
616.31	619.35	100	3.78	617.5 - 618.10 A=1D	89416	617.5	618.1	0.6	A=1D
619.35	622.40	100	2.85	: Dk greyish pink tinged with 10-15% black augite phenos. : minor replacement by dk green chlorite;					
622.4	623.31	100	0.95	: Percussive quartz + carbonate (\pm hematite selvages) veinlets, 40%; : minor white hercynite fracture; : Very weakly magnetic;					
623.31	626.36	100	6.81	Mineralization: Trace v.f.g. arsenopyrite needles, Py not visible but 7-10% dissemin. hematite specks + blebs are possibly replacements of Py;					
626.36	626.41	100	6.20	: Upper contact flow laminated, 40% with white + grey calc quartz veinlets along margin; lower contact sharp 30%.					
				618.1 - 626.28 QZM2	89417	618.1	619.1	1.0	QZM2
				: Mottled pink/green/grey as 627.42 m; : Occasional specular hematite veinlets;					
				626.28 - 626.71 QZM2					
				: Mottled green + beige QZM2 with a 5cm wide dk grey and white quartz (epitaxial) vein at upper contact, 35%; dk grey quartz veinlets anastomose through core to peter out (pinch) at 626.71 m; Mineralization: 5% v.f.g. pyrite on dk grey quartz near in white quartz, trace-10% in QZM2, f.g. disseminated and as thin envelope to dk grey veinlets;					
				626.71 - 630.56 QZM2					
				: Mottled pink/green/beige - no dark grey; Typical; : 2-3% specular hematite blebs; : Trace pyrite, 1% in first 15cm, associated with dk grey qtz veinlets of above interval; : Matrix altered to beige/cream brown clays;					

Interval		Recy %	RQD	DESCRIPTION	Box	Interval		Core Width	Sample No.
From	To					From	To		
29.41	632.46	100	0.88	630.56-633.19 QZMt - SILENCED : Green f. r. qtz, bleached crushed st. boundaries;	122	632.50	632.19	1.63	89418
29.46	635.51	100	0.74	Structure: pervasive hairline white f. being healed fractures; Brecciated patches with dk green chloritic matrix hosting QZMt fags; Ductile sheared QZMt assoc'd with dk green quartz + sericite veins 400 μ at 631.35-631.6m; : Bleached flow laminated greyish green with 6cm dykelet 35 \circ at 630.56 starts the shear fabric within the QZMt : Another brecciated and patch at 632.6m, irregular contacts, sub parallel core axis, ~ 3cm width; : Start getting dk grey sulfidic f. veinlets paralleling lower contact at 633m; Core starts to break along mm clay filled fractures 40-600 μ from 632.18m; Mineralization: 1-2% pyrite dissem as blebs and specks, + also assoc'd with ep. sericite veinlets;	122	632.19	633.19	1.0	89421
35.51	638.56	100	0.14	633.19-633.75 HCBX : Dk to light grey aphanitic groundmass with brecciated quartz fragments, ribboned white qz veins and brecciated intensely clay altered (sericitized) quartz veins. Upper contact 400 μ brecciated, lower contact 500 μ stepped, opposite dip; Mineralization: 1% f. pyrite dissem specks in QZMt; 3% dissem specks in black/dk grey groundmass, narrows to 10% in last 6cm as sp. pyrite veinlets parallel lower contact. Trace arsenicite needles;	122	633.19	633.75	0.58	89420
				633.75-634.29 QZMt : dark green + red groundmass, crackle fractured by pervasive dk green chlorite + sericite filled fractures : 2-3% f. dissem. pyrite assoc'd with dk green fractures	122	633.75	634.29	0.54	89419
				634.29-638.38 QZMt : Green + pink mottled typically. Core has a strong pale green tint, bleached groundmass where chlorite/sericite + quartz hairline to mm veinlets concentrate from 636-636.5 + 636.93-637m; S. granular grey quartz tension gashes // core axis at 635-635.1m; : Trace 10% pyrite dissem. specks and blebs <1mm, 2% pyrite assoc'd with grey to brown quartz filled tension gashes					

Interval From	To	Recy %	RQD	DESCRIPTION	Interval		Core Width	Sample No.
					From	To		
38.9	641.6	100	0.28	639.38-639.6 A=10				
11.6	644.65	100	0.76	: Dark green-st grey; 10% dk green to black phenos, 3% pale green (cp) phenos;				
14.65	647.7	100	0.96	: Pervasive hairline to mm white quartz healed fractures, larger fractures with dk red hematite selvages				
7.7	650.75	100	0.98	: Non-magnetic; Trace silvery fg specks - arsenopyrite? do not have good crystal shape. No pyrite visible;				
10.75	653.8	100	0.93	: Upper contact sharp, 30°; lower contact stepped by hairline fractures, ~40°;				
				639.6-640.77 GZM2				
				: Pink + grey mottled; fg white, waxy; veins altering to chloritoid actinolite. Weak white clay healed fracturing; Occasional dk black (chlorite + qz) hairline veinlets, 30°;				
				: <1% specular hematite, replacing biotite flakes;				
				640.97-641.05 A=10				
				: Pale grey, bleached; 2-5% dk green to black phenos, 3% grey fg phenos;				
				: Upper contact 40°; causes 5cm dk green sheared envelope into GZM2; lower contact irregular, brecciated into pink stained GZM2;				
				: Trace pyrite assoc with mafic phenos.				
				641.05-653.34 GZM2				
				: Cream/pale green, bleached to 647.25; Pink/grey mottled to 653.1; pale green 653.1-653.34;				
				Structure: solid core, hairline quartz/chlorite healed fractures dispersed throughout locally concentrated to form crackle box; Brittle clay altered from 643.42-643.64, 45°;				
				Occasional hairline clay healed fractures; Occasional dk red hematite + specular hematite veinlets, 30°;				
				2cm white quartz veinlet at 646.13m, 40° causes 5cm sheared (ductile) GZM2 and 20cm strongly bleached, pale green GZM2 hanging wall alteration;	652.34	653.34	25422	GZM2
				Mineralization: 1-5% specular hematite in pink stained GZM2. No pyrite;				

Interval		Recy %	ROD	DESCRIPTION	Interval		Core Width	Sample No.		
From	To				From	To				
53.8	656.84	100	0.97	653.34-653.64 RHYL : Pale grey, aphanitic, 5% grey round qz eyes to 1mm, 2% dk green altered Ep phenos; Structure: Upper 4cm is fractured dk grey qz (1-2cm), thin (mm) pyrite, thin clay/quartz (4mm) banded veinlets, parallel core axis; Plagioclase encloses a 4cm GZM2 fragment; Occasional hairline white healed fractures; Mineralization: 1-2% pyrite disseminated through groundmass, increased amount at upper contact (3%); : Contacts sharp, 45° ±;	653.34	653.64	0.3	89423	RHYL	
70.84	659.89	100	0.90							
7.89	662.91	100	0.96							
22.94	665.99	100	0.84							
				653.64-662.67 GZM2 : Green/pink/beige mottled; Typical. Structure: 2-4mm max, 1mm avg. dk green sericite + grey quartz veinlets, 20° ± from 653.64-660.14m; quartz + specular hematite filled gashes at 657.96m; grey quartz, minor sericite + pyrite mm veinlets, 20° ± from 662-662.67m. Alteration: pink staining of Ep. weak-moderate wavy green sericite alteration of plagioclase; matrix altering to beige/light brown clays; Pervasive hairline clay filled fractures Mineralization: Up to 10% usually less, diam. specular hematite; 10% pyrite as diam. grains and assoc'd with veinlets from 662m;	653.64	662.67	0.5	89424	GZM2	
				662.67-663.11 RHYL : Pale greenish grey, quartz rich - Rhyolite? like porphyritic texture - bright dk green alteration of biotite phenos, faint grey quartz eyes. Structure: sheared/brecciated fabric caused by grey quartz + milky white (Ep?) staining/streaking patches/matrix filling veinlets; Mineralization: thin pyrite selvages to veinlets; trace disseminated pyrite within core - assoc'd with veinlets; 10% total py content; : Upper contact broken ~ 70°, lower sharp, 20° ±;						

Interval		Recy %	RQD	DESCRIPTION	Interval		Core Width	Sample No.	
From	To				From	To			
				663.11-663.29 Q2M7 : Benge, mottled with pervasive white + grey stockworking as in Rhyolite, Trace py assoc'd with veining					
				663.29-663.53 A/D					
599	669.04	100	0.92	: Bleached pale grey, 10 quartz, 10% dk green phenos, <1mm;					
599	672.08	100	0.67	: Minor hairline white filled fractures; : Trace pyrite, wispy lenses hairline thickness; trace red hematite selvage on one white (qz) veinlet; : Contacts steep, 40° S; same dip direction as rhyolite;					
				663.53-663.88 Q2M7 : Green, strong sericite alt, cracks fractured by sericite healed fractures; Last 13cm encloses a rounded grey bleached andesite fragment					
				663.88-664.29 A/D : Pale grey, intensely bleached andesite, w/ green (sericite) alteration of grey fsp phenos <1mm in size; Pervasive white healed fractures; Pervasive hairline grey quartz filled fractures/veinlets; Trace pyrite assoc'd with grey quartz veinlets; : Upper contact ~ 30° S, lower, irregular, brecciated Q2M7;					
				664.29-664.22 Q2M7 : Rake grey mottled, weak sericite alteration of fsp, matrix returning to beige brown clay. Some red hb + bi; Structure: solid core, locally hairline white healed fractures; Locally isolated bleached grey andesite banded fragments; Mineralization: Trace to 1% cubic specular hematite; → 667.79-667.89 @ 35° S have dk grey + white quartz veinlets with pyrite selvages and lenses - 5% pyrite. Dark grey + white quartz patch with 10% pyrite mid interval; Veining causes sericite alteration of Q2M7 groundmass, imparts a shaly fabric to Q2M7. → 668.37-668.64 have same structure, predominantly white quartz, subordinated dk grey; ~7% pyrite within the dk grey + black lenses + veinlet. Q2M7 on either side of these veined zones has up to 10% disseminated + blebbin pyrite;					
					667.59	667.79	0.25	89425	Q2M7
					667.79	667.89	0.10	89426	Q2 veinlet w/ 5% py
					667.89	668.37	0.48	89427	Q2M7 - 1% py
					668.37	668.64	0.27	89428	Q2 veinlet - 10% py
					668.64	669.04	0.4	89429	Q2M7 - brecc. 20% py.

Interval		Rec'y %	RQD	DESCRIPTION	Interval		Core Width	Sample No.	
From	To				From	To			
				670.77-670.79 RHL Greenish grey with 15% dk green <1mm phenes wk flow laminated upper 15cm; Bleached pale grey, sub porphyritic, 10% dk/bright green mica replacing <1mm sized phenes, 2-3% qz eyes <1mm. : pervasive hairline quartz + arkose (milky white) fracture fillings; Alteration: strong sericite alteration of upper 15cm causes green colouring Mineralization: 1% dissemin. py. as specks and blebs <1mm size. : Upper contact planar, 35°; lower contact irregular, intrusive into QZM?					
22.08	674.98	100	0.69	670.79-673.12 QZM? : Pink + grey/bri. gr. mottled pervasive grey qtz sericite healed fractures, various angles, predominantly shallow to core axis; : DK green chlorite/sericite + quartz filled gashes at 670.77m; : DK grey to black sulfidic veinlets 671.42 to 671.57, 20°; : Assoc'd with a 2.5cm white quartz gash at 671.55m; black veinlets center brecciated white qz fragments; : white 1.5cm width veinlet with 4mm grey quartz + sulfide selvages at 672.6m, brecciated veinlet, 20°;	671.42	671.57	0.15	89430	~4% py, 1% other sulfide
74.98	677.57	100	0.69						
72.57	678.8	50	0						
				673.12-673.27 AND : Bleached pale grey, dk green replacement of 1-2% f.p. phenes - sub porphyritic texture : Pervasive hairline grey quartz veins + fracture fillings : Moderate sericite alteration of groundmass; Trace v.l.g. pyrite, disseminated specks					
				673.27-676.12 QZM? : Dark and green mottled, lower 7cm ductile sheared; : Pervasive white healed fractures; Cracks breccia fabric caused by hairline to mm dk green sericite ± grey quartz healed fractures; Mineralization: 2% l.g. pyrite, disseminated specks; : 4cm 7cm grey and white fragment with ragged edges at 674.0m					

Interval		Recy %	RQD	DESCRIPTION	Interval	Core Width	Sample No.
From	To						
	676.12 - 676.75			<p>ORP ORP ORP? or Hydrothermal ORP? : Pale yellow green sericite groundmass hosting minor brecciated pieces of grey bleached andesite and resorbed grey ORP fragments; : Strong flow laminated upper 10cm; lower 20cm brecciated into ORP - indistinct contact; : Upper contact 45° S, causes 7cm of overlying ORP? to have strong sericitized groundmass and ductile folded fabric, 45° S; : 3-5% sub round clear quartz eyes, 1-2mm size, 5% ORP breccia dust; 5% quartz matrix clasts, 3% grey bleached andesite fragments. Mineralization: 1% white within the grey ORP fragments + trace silvery grey (stibnite) mineral; : Lower contact indistinct, chosen at start of a 3cm gauge band of ORP? : Pervasive waxy grey quartz stockwork; rare white ORP? (Feldspar?) filled gashes;</p>	And D -	BRITTLE	BRECCIATED, ORP FRAGS.
	676.75 - 677.18			<p>ORP : Pink / beige / green mottled; mafic relict to beige clays; Feldspars pink stained or pale waxy green; : Pervasive fine white healed fractures; : 3cm gauge band at contact with breccia, 55° S; Mineralization: 1% specular hematite;</p>			

Property <i>Omni - Goddell Gulch</i>	NTS	Claim	Elevation	Azimuth	Length	Dip
Coordinates	Dip Tests	Advance	Depth	Date Collared	Date Completed	
Purposes	Drilled by <i>Caron</i>			Assays by	Logged by <i>F.A. W.D.M.</i>	

Interval From	Interval To	Rec'y %	RQD	DESCRIPTION	Interval		Core Width	Sample No.
					From	To		
2.44	2.74	50	0	244-70.48 GZM7. Variably altered;				
2.74	4.57	60	0	rounded fragments of fine grained dikes common;				
4.57	6.10	85	0.31	Mottled texture.				
6.10	7.62	96	0.61	Alteration: Fe-oxide alteration from surface strong to				
7.62	9.14	98	0.41	25.2m - includes hematite abs of groundmass, pink stain;				
9.14	10.67	100	0.64	of coarse grained, lim. stained clay altered (clay part)				
10.67	12.19	91	0.25	oxidized fracture fillings; pink to pale green matrix to				
12.19	13.72	93	0.90	70.48 with thin intervals of Fe-oxidized - matrix going				
13.72	15.24	92	0.51	to chlorite/actinolite or biotite clay, minor sericite alteration;				
15.24	16.76	95	0.70	at top thin sections with white clay abs at top				
16.76	18.29	94	0.59	Structure Broken or strongly fractured & healed to 45.72m				
18.29	19.81	87	0.31	Bi-tite clay alteration not abundant in oxidized				
19.81	21.34	86	0.51	act. - crackle fracture from 10.9-12.4; 17.51-25.54 - included				
21.34	21.95	88	0	little clay zones 19.1-19.15, 22.28-22.44, 25.01-25.54;				
21.95	23.47	95	0.34	! Hauling in man white clay age veins common various angles;				
23.47	24.38	84	0.23	! Carbonate filled fracture abundant in oxidized zones;				
24.38	25.91	98	0.78	! Grey quartz veins with white (siliceous?) selvages up to 5mm				
25.91	27.43	98	0.80	size occur at 27.05 50% & 33.73m, 35% A				
27.43	28.96	100	0.91	3mm grey clay filled fracture (ground-up quartz + clay altered				
28.96	30.48	100	0.67	minerals) occurs 20% from 37.32-37.8m;				
30.48	32.00	100	0.88	! Start actinolite sericite healed fracture - at 48.2m;				
32.00	33.53	100	0.72	! Thin dikes cut GZM7 at shallow angles to areas in				
33.53	35.05	100	0.42	weathered interval strongly oxidized red brown & black groundmass				
35.05	36.58	100	0.88	! Sericite phyllic texture (A/D); pervasive white healed				
36.58	37.95	100	0.44	fracturing around dikes;				
37.95	39.47	100	0.61	Mineralization:				
39.47	41.00	100	0.72	244-70.48 Oxidized zone: 1-2% specular hematite, ~1% pyrite,				
41.00	42.67	93	0.65	oxidized/healed to 3m; trace magnetite replacing matrix; 2%				
42.67	44.20	100	0.76	Mn-oxide, alteration of matrix; Increased py to 3% at 33.02				
44.20	45.72	98	0.41	assoc with 4cm wide quartz veinlet with quartz lenses 70%				
45.72	47.24	100	0.74	34.2-70.48: Trace: 10% py, trace hematite or ilmenite, 1-2% hematite/specular				
47.24	48.77	100	0.69	! mainly 1-2% Mn-ox in oxidized interval Trace: 10% py or green				
48.77	50.29	100	0.86	! minerals increased size of sericite healed fracture occur; Trace				
50.29	51.82	98	0.64	! trace pyrite 10% specular hematite, 1-2% pyrite grey intervals				

increase to 2-3% in patches; Trace: 10% specular hematite, trace magnetite replacing matrix in oxidized zone.

Property	NTS	Claim	Elevation	Azimuth	Length	Dip
Coordinates	Dip Tests	Advance	Depth	Date Collared	Date Completed	
Purposes	Drilled by			Assays by		Logged by <u>F.A.</u>

Interval		Rec'y %	RQD	DESCRIPTION	Interval		Core Width	Sample No.
From	To				From	To		
51.82	52.08	100		<u>70.48-72.44</u> <u>A210</u>				
Reduced	to N9	at	52m	: Upper contact 15 cm green coloured 50% lower green 15 cm green coloured 30%.				
56.08	58.13	100	0.83	: Int. in bleached with green chlorite in 1/2 core				
59.13	62.13	100	0.63	: Sericite alteration of groundmass				
62.13	65.23	100	0.64	: Fibrous lam. sericite fabric, 40% ⁺ , banded part in 1/2				
65.23	68.28	100	0.60	: pale green, impure texture in green margins, chlorite in bleached int. of 2-3% rounded secondary quartz egs				
68.28	70	100	0.86	: to 4mm size with thin clay films				
70	71.63	100	0.77	: Perovskite fracture cut to healed fractures, trace to 1/2,				
71.63	74.68	100	0.96	: No mineralization				
74.68	77.72	100	0.78					
77.72	80.77	100	0.54					
80.77	83.82	100	0.74	<u>70.44 90.12</u> <u>G2N7</u>				
83.82	86.87	94	0.68	: Pink & grey mottled with pale green sericite altered sections.				
86.87	89.61	95	.78					
89.61	90.22	82	0	Structure:				
90.22	92.20	93	0.64	: Perovskite white healed fracture, fracture cut concentrated to cause crack breccia				
				: Common white clay quartz veinlets to 1mm size, 40% usually				
				Alteration: Bleached zone pale green color from 88.21-91.06 caused by a grey albite zone occupying 1/2 core, crystals parallel core axis from 90.12-91m; streaky clay film fractures, subparallel core axis, occur in this G2N7 interval.				
				Mineralization:				
				Trace 10% py in sericite altered sections; Trace py 1-2% sporadic hematite trace magnetite in pink sections; trace 1-1% py, trace specular hematite with relative to chlorite & actinolite in grey sections.				

Interval		Rec'y %	RQD	DESCRIPTION	Interval		Core Width	Sample No.
From	To				From	To		
2.20	94.34	97	0.89	90.12 - 111.10m QZMZ - Quartz Monzonite				
4.34	96.01	99	0.94	Pink-grey mottled, w/ pale green sericitic sections.				
5.01	99.06	97	0.86	AN/D ~ 5-10cm wide, ~ // \neq 90.12-90.88m, 30cm dyke				
7.06	101.65	90	0.51	in sheared rock @ 93.33m, Bright green mica alt'n.				
8.65	103.33	90	0.41					
8.33	106.38	100	0.89	Structure: Solid rock w/ minor blocky sections w/				
6.38	109.42	100	0.95	clay-coated fractures, esp. near dykes. Irreg. frac.				
8.42	112.47	100	0.91	healed by pale carb. veinlets common.				
2.47	115.21	100	0.98	Alteration: Weak to strong sericitic alt'n. \rightarrow pale green				
5.21	117.35	100	0.87	sericitic plag. Minor clay alt'n. of plag. Bi. generally				
2.35	120.40	100	0.90	bleached. Minor local chlorite				
0.40	123.44	97	0.47	Minz: Dissem. hem. \rightarrow pink colour. Tr. py. \rightarrow 1%				
3.44	126.49	100	0.92	in sericitic sections.				
				111.10 - 115.23m AN/D - Andesite Dyke				
				-grey w/ dk. green chloritic phenos mostly bleached pale				
				grey-green w/ pale green \rightarrow white, rarely bright green phenos.				
				Solid case. Irregular contacts. Pyrite clots 1-3%.				
				Pale carb. veinlets ~ 1%.				
				115.23-121.77m QZMZ - Quartz Monzonite				
				Pink w/ pale green plag. common, minor grey patches.				
				Structure: Solid case, minor clay-shear @ lower contact.				
				Alt'n.: Weak to mod. Sericitic alt'n., bleaching of Bi.				
				Minz: Dissem. hematite 1-2%, tr. pyrite.				
				121.77-124.88m AN/D - Andesite Dyke				
				-v. similar to 111.10m. Grey w/ dk. green (chloritic) phenos				
				mostly bleached to pale grey-green w/ green phenos.				
				Both contacts broken, $\sim 20^\circ \neq$. 2% pale carb. veinlets				
				1-3% pyrite clots. Solid to blocky case.				

Interval		Recy %	ROD	DESCRIPTION	Interval		Core Width	Sample No.	
From	To				From	To			
6.49	129.54	100	0.89	124.88 - 143.67 m QZMZ - Quartz Monzonite					
9.54	132.59	100	0.92	Pink & grey mottled.					
2.59	135.64	100	1.0						
5.64	138.68	100	0.92	Structure: Very solid core, AN/D dyke 15° ± , 140.47-					
8.68	141.73	100	0.93	141.11m, similar to 143.67m.					
11.73	144.78	100	0.84	Alteration: Weak sericitic → pale green plag., bleached Bi.					
14.78	147.83	99	0.62	Dissem. hem. 1-3% → pink colour.					
17.83	150.88	100	0.71	Minz.: Trace to 1% py., Faremag/ilmenite					
20.88	153.92	100	0.43	White calcite ± Q veinlets, pale carb. veinlets ~ 1%.					
23.92	156.97	100	0.92						
26.97	160.02	100	0.91						
30.02	163.07	100	0.89	143.67 - 147.99 m AN/D - Andesite Dyke					
33.07	166.12	100	0.93	- 2 phases: typical (as at 111.10m) grey w/dark green chloritic anhedral phenos → bleached to pale grey-green w/ bright green phenos cut by dk. grey, finer-grained, AN/D w/ fewer, smaller phenos - locally seen to be augite plag. Very irregular contacts. Younger dyke @ ~ 147.0-147.7m. Tr. to 3% py. clots in older dyke, nil in younger. Contacts of younger dyke bleached ~ 1cm, finer-grained.					
				147.99 - 162.72 m QZMZ - Quartz Monzonite - pink, green & grey mottled.					
				Structure: Solid core. Blocky 151.0 - 152.0m cut by AN/D, 20cm wide, irregular contacts @ 149.5m					
				Alteration: Weak to mod. sericitic → pale green plag., bleached Bi. Minor local chlorite.	160.02	161.37	1.35	89431	2-3% py. in veinlets & dissem.
				Minz.: Dissem. Hem. to 2% in pink areas. Dissem. py. to 2% in green areas. Irreg. py. veinlets, slickensides (weak) below ~ 161m.	161.37	162.72	1.35	89432	" " " "
				162.72 - 164.04 m AN/D - Andesite Dyke - pale grey-green w/ bright green mica alt'd. phenos. Upper contact ~ 55° ± , lower ~ 15° ± . Solid core. 2-3% pyrite clots. 3% pale carb. veinlets.	162.72	164.04	1.32	89433	2-3% pyrite

Interval		Recy %	ROD	DESCRIPTION	Interval		Core Width	Sample No.	
From	To				From	To			
26.12	167.16	100	0.95	164.04 - 194.11 m QZMZ - Quartz Monzonite	164.04	165.06	1.02	89434	3% dissem. py., 20cm AN/D
28.16	171.15	100	0.63	- green, pink & grey mottled	165.06	166.12	1.06	89435	3-5% dissem. py.
71.15	179.04	100	0.90	AN/D - andesite dykes: 20cm @ 164.8m, 50cm @ 166.84m,	166.12	167.34	1.22	89436	" " " " 50cm AN/D
74.04	177.04	100	0.96	40cm @ 176.4m. Typical grey to bleached grey-green. Irregular	167.34	168.60	1.26	89437	" " " " Q veinlets
77.04	179.52	100	0.72	contacts, locally 20° ±.	168.60	169.60	1.00	89438	" " " " , grey pyritic shears
79.52	182.52	100	0.89	Structure: Solid core. Sheared, pyritic near contacts.	169.60	170.70	1.10	89439	" " " " " "
32.52	185.62	100	0.93	Weak local slickensides 164.04 - 170.70m, 191.70 - 194.11m.					
15.62	187.45	100	0.94	Pale carb.-healed fractures ~1%.					
37.45	190.50	100	0.98	Alteration: weak to mod. sericitic → pale green plagi.; bleached	191.20	192.70	1.50	89440	2% py. in shears & dissem.
20.50	193.55	100	0.82	Bl. Locally hard, quite fresh.	192.70	194.11	1.41	89441	" " " " " "
93.55	196.44	100	0.74	Mineralization: Strong py. in ductile shears & veinlets					
76.44	197.21	73	0	+ dissem. above 170.70m. Shears arc @ low ± 20° ±.					
97.21	198.73	82	0	Py. >1% below 191.2m, pyritic shearing below 191.7m					
98.73	199.95	100	0.10						
99.95	202.67	100	0.79						
02.67	205.74	100	0.85	194.11 - 197.10m AN/D - Andesite Dyke	194.11	195.61	1.50	89442	2-3% pyrite, pyritic shears
05.74	208.77	100	0.90	- pale grey-green w/ bright green phenos - bleached	195.61	197.10	1.49	89443	" " " " " "
08.77	211.84	100	0.85	- blocky core - dyke hosted by sheared QZMZ					
11.84	214.88	100	0.92	- 2-3% pyrite clots, pyritic shears near contacts					
14.88	217.93	100	0.96	- local poor recovery, rubble core					
17.93	220.98	100	0.93						
				197.10 - 218.47 QZMZ - Quartz Monzonite	197.10	199.00	1.90	89444	pyritic shears, Qtz. veins
				- green, pink & grey mottled					
				AN/D narrow dykes @: 20cm @ 210.3m, 50cm @ 214.7m, 25° ±,					
				35cm @ 217.1m contacts often irregular, sheared.					
				Structure: Solid core except blocky above 200.0m.					
				Ductile/brittle shears & mylonitic zones common throughout,	210.17	210.67	0.50	89445	pyritic shear + AN/D - tr. apy. (?)
				generally sericitic, weak pyrite.					
				Alteration: Weak to strong sericitic, strongest in sheared					
				zones. Pale green plagi., bleached Bl. Trace					
				bright green mica in sheared zones.					
				Mineralization: 1-3% pyrite in sheared zones as dissem.					
				& sheared veinlets - trace grey sulphides (?) locally.					
				Dissem. Hem. abundant in pink areas					

Interval		Recy %	RQD	DESCRIPTION	Interval		Core Width	Sample No.	
From	To				From	To			
20.98	224.03	100	0.90	218.47 - 219.22 m <u>AND</u> - Andesite Dyke					
24.03	227.08	100	0.98	- typical bleached grey-green w/ bright green mica alt. phenos.					
27.08	230.12	100	0.97	- upper contact ~ 50° ±, lower broken					
30.12	233.17	100	0.98	- < 1% pyrite					
33.17	236.22	100	0.92						
36.22	239.27	100	0.92	219.22 - 222.83 m <u>RQFP</u> - Quartz-Feldspar Porphyry					
39.27	242.32	100	0.84	- pale green w/ grey + white phenos. Flow banding near lower					
42.32	243.84	100	0.62	contact					
43.84	247.04	95	0.92	- QZMZ xenolith 220.5 - 221.5 m - sheared + altered					
47.04	250.09	100	0.89	- dyke contacts obscured to irregular					
50.09	252.53	100	0.38	- 10-15% 1-2mm grey Q eyes 10-20% 1-3mm green+white					
52.53	254.51	100	1.0	feldspar phenos.					
54.51	255.42	100	0.47	- alteration: appears to be mod. sericitic					
55.42	258.47	100	0.98	- mineralization: - 1-2% pyrite in dissem. + streaks					
				222.83 - 256.92 m <u>QZMZ</u> - Quartz Mazonite					
				- pink + grey mottled, locally green, white					
				Structure: Very solid core, crumbly due to weak clay alt'n.					
				241.7 - 242.6m, blocky 250.4 - 252.0m					
				Narrow sericitic ductile shears common, esp. 229.0 -					
				232.0m, minor mylonitic textures w/ sericitic matrix.					
				Variable orientations to structures.					
				Very little shearing 238 - 254m, more pale carb. veinlets					
				Alteration: Weak sericitic alt'n. is dominant - stronger					
				near shears. Pale green plag., bleached Bi common.					
				Weak clay alt'n. → white plag., soft, 241.0 - 243.4m.					
				Rock mostly pink, hard, fairly fresh.					
				Local irregular seams of ~ pure sericite up to 5mm wide.					
				Mineralization: Dissem. hematite 0-2%, local hem. in	229.20	230.20	1.00	89446	sericitic shear, hematitic, tr. py.
				shears. Pyrite generally < 1%, dissem.	230.20	231.20	1.00	89447	sericitic shear + mylonite, tr. py., hem.
				Sheared grey Q.V. @ 231.6m.	231.20	231.90	0.70	89448	sericitic shear, sheared grey Q.V., < 1% py.
				Grey Qs pale carb. veins cut by black pyritic veins, < 1cm					
				wide @ 250.7m.	250.56	251.06	0.50	89449	black pyritic Q.V.'s, grey Q + carb. veins

Interval		Rec'y %	RQD	DESCRIPTION	Interval		Core Width	Sample No.	
From	To				From	To			
256.92	257.40	100	0.97	SXBX - Pyritic Mylonitic Shear	256.12	256.92	0.80	89450	QZ.MZ w/ sericitic shears, <1% → 4% py. near contact
263.65		100	0.97	- grey to black breccia and mylonite	256.92	257.40	0.48	89451	Shear w/ Q.V. < ~10% py. + c. apy.
266.09		100	0.27	Structure: subrounded to subangular gray + white Q.V.	257.40	257.90	0.50	89452	Irreg. hairline veinlets of py + apy. (?)
268.22		100	0.26	Fragments in or aphanitic matrix ~ 20% pyrite. Locally					
271.27		100	0.92	chloritic + sericitic schistose zones. Fabric well					
274.32		100	0.88	developed, 20°-35° ±. Lower contact 30° ±.					
276.76		100	0.76	Alteration: Chloritic + sericitic. Minor clay on					
278.89		100	0.73	fractures.					
281.94		95	0.92	Mineralization: Strong pyrite, 5-20%, locally stretched					
284.84		105	0.85	into elongate kles. Q.V. material is comminuted, gray					
287.88		100	0.85	& white. Trace apy. (?)					
290.93		100	0.90						
				257.40-267.66 m RQFP - Quartz Feldspar Porphyry					
				- pale grey-green, locally pink-green.					
				- 10-15% 1-3 mm grey Q eyes, 10-15% 1-3 mm white					
				subhedral plan. phenos. Local flow banding, esp. near cts.					
				Structure: Solid core, sl. blocky. Local clay on					
				fractures.					
				Alteration: Mod. sericitic weak clay → soft white plug, phenos					
				Mineralization: Local dissem. hem. → pink colour, <1% dissem. py.					
				except near 1 mm pyritic veinlets.					
				267.66-274.00 m HL BX - Shear-Breccia-Mylonite					
				- green colour, sericitic matrix					
				- QZMZ & AN/D fragments - no QFP frags. noted					
				- AN/D frags are highly sheared solid. w/ bright green					
				mica alt'n.					
				Structure: Ductile/brittle shearing throughout, local mylonitic					
				zones. Minor narrow clay seams, clay coating some frags.					
				Alteration: Strong sericite, weak clay.					
				Minz: <<1% pyrite throughout					
				Gradational lower contact.					

Interval		Rec'y %	RQD	DESCRIPTION	Interval		Core Width	Sample No.	
From	To				From	To			
270.93	293.97	100	1.0	274.00 - 288.10 m QZMZ - sheared Quartz Monzonite					
259.97	297.03	100	0.91	- green, pink & grey mottled, similar to 197.10 m					
				Structure: 1-5 cm wide green sericitic seams cut host irregularly. Minor narrow clay, breccia seams. Rock more solid below ~282 m.					
				Alteration: Weak to strong sericitic alteration, Rock fresher below ~282 m.					
				Minz: Trace pyrite. Hem. ~1% below 282 m.					
				288.10 - 295.43 AN/D - Andesite Dyke Zone					
				- 5 narrow dykes separated by 40-90 cm bands of QZMZ					
				- grey-green w/ dk. green chloritic phenos, bleached to pale grey-green w/ bright green mica alt'd. phenos. Local pink hem. stain.					
				Structure: Contacts irregular, locally sheared, ~30°-60° ±. Very solid core. Narrow sericitic shears common in QZMZ bands. Dykes ~2% white carbonate veins & gashes.					
				Alteration: Dykes chloritic, → sericitic (esp. first & last dykes). QZMZ has med. sericitic alt'n.					
				Mineralization: Hematite 1-3% as dissem. & veinlet (earthy, shears) above ~294 m. Pyrite trace above 294 m, 1-2% below 294 m.	294.10	295.43	1.33	89453	1-2% py. in veins & dissem.
				Dykes: 288.10 - 289.14 - bleached AN/D - hematitic					
				289.79 - 290.48 - grey-green AN/D - chloritic					
				291.18 - 291.87 - " " " - chlor, hem.					
				292.88 - 293.97 - " " " " "					
				294.40 - 295.43 - bleached AN/D - pyritic					

Interval		Rec'y %	RQD	DESCRIPTION	Interval		Core Width	Sample No.
From	To				From	To		
297.02	300.23	100	0.98	295.43 - 319.20m QZMZ				
300.23	303.28	100	0.95	- pink, green & grey mottled - hard, quite fresh				
303.28	306.32	100	0.95	- cut by irreg. dyke similar to 319.2m @ 314.7-315.3m				
306.32	309.37	100	0.97	Structure: Very solid, hard core. Cut by narrow				
309.37	312.42	100	0.95	sericitic shear bands. Cut by dyke w/ very irregular				
312.42	315.47	100	0.97	contacts @ 314.7m				
315.47	318.52	100	1.0	Alteration: Pink, hard, quite fresh w/ weak sericitic bleaching				
318.52	321.56	100	1.0	Sericitic shears cut rock sharply - no increase in alt'n.				
321.56	324.61	100	1.0	adjacent to shears.				
324.61	327.66	100	0.97	Mineralization: 2-3% hematite in dissem. in shears.				
327.66	330.71	100	0.91	Trace py., no mag./ilmenite.	314.70	316.40	1.70	89454 Pyritic dyke.
330.71	333.76	100	0.90	AN/D @ 314.7m has a grey, pyritic phase.				
333.76	336.80	100	0.92					
				319.20 - 322.08m AN/D - Andesite Dyke				
				- Top metre of dyke is atypical - grey, very faint phenos.				
				rest of dyke is typical grey-green w/ dk. green anhedral				
				phenos (chloritic), bleached to pale grey-green w/				
				bright green phenos. near lower contact. Local pink				
				hem. staining.				
				Structure: Solid core, sheared lower contact 30° E, upper				
				~ 35° E. 3% white carb. gasches & veinlets.				
				Alteration: Chloritic in center, sericitic near lower contact,				
				upper dyke?				
				Mineralization: No pyrite noted. 1-2% hematite				
				below 320.2m.				
				322.08 - 336.80m QZMZ - Quartz Monzonite	323.13	324.10	0.97	89455 ~2% py., black bria seams, RQFP, AN/D lenses
				- green & grey mottled, cut by narrow grey, pyritic	324.10	325.10	1.00	89456 3-4% py., " " " AN/D lenses
				mylonitic shears 323.13-327.6m.	325.10	326.10	1.00	89457 1% py., sericitic shears
				Structure: Very solid core. Cut by numerous shears,	326.10	327.10	1.00	89458 2% py., " "
				sericitic and pyritic. The pyritic shears are "black bria"	327.10	328.10	1.00	89459 " , black bria
				and occur between 323.1-327.6m. They are mylonitic,	328.10	329.50	1.40	89460 0.5% py., sericitic shears
				and occur @ 0°-40° E. Narrow AN/D dykelets are present in				
				this zone, and also RQFP 323.45-324.1m, 40° E, deformed				
				+ altered. Alteration: Moderate sericitic throughout.				
				Minz: <<1% py. below 329.5m. No hem.				

Interval		Recy %	RQD	DESCRIPTION	Interval		Core Width	Sample No.	
From	To				From	To			
336.80	339.85	100	0.93	336.80 - 364.28 m QZMZ - Quartz Monzonite					
339.85	342.90	100	0.97	- continuation of above unit - green & grey mottled					
342.90	345.94	100	1.0	- cut by narrow AN/D: - 30cm @ 351.10m, 40° E.					
345.94	348.99	100	1.0	~15cm @ 352.15m, v. irregular					
348.99	352.04	100	1.0	- 40cm @ 362.16m, 30° E.	352.40	352.90	0.50	89461	pyritic shear veins, py. 2-3%
352.04	355.09	100	0.75	- 50cm @ 363.45m, 35° E, pyritic	352.90	353.30	0.40	89462	black bx. seams, ~4% pyrite
355.09	358.14	100	0.95	Structure: Narrow shears common throughout, sericitic	353.30	353.80	0.50	89463	1-2% py., black pyritic veins etc.
358.14	360.12	100	0.41	shears above ~352.8m, clay/gouge shears below					
360.12	362.41	100	0.76	352.8m. Solid core, locally blocky & crumbly near					
362.41	365.45	100	0.92	clay shears.	362.85	363.45	0.60	89464	2% py. in shear veins & dissem.
365.45	368.50	100	0.74	Alteration: Moderate sericitic throughout. Local weak	363.45	363.95	0.50	89465	pyritic AN/D - 3% py. dissem. & shear veins
368.50	371.55	100	0.92	clay near clay shears (below 352.8m), esp. 354.40 -	363.95	364.38	0.33	89466	1% py. in dissem. & shears
371.55	373.38	100	0.92	355.09m.					
				Mineralization: trace hematite, <1% pyrite except for pyritic					
				shear/veins ~352.4-353.7m, 363.0-364.28m. AN/D @					
				363.45m is strongly pyritic, other sulphides possible.					
				364.28 - 366.84 AN/D - Andesite Dyke	364.28	364.95	0.67	89467	1-2% py. in dissem. & grey Q-carb. veins
				- pale grey-green, locally pink. Anhedral dk. green to	364.95	366.24	1.29	89468	barren dyke
				bright green phenos.	366.24	366.84	0.60	89469	1-2% py. in dissem.
				Structure: Solid to blocky core, clay shear @ lower					
				contact. Carb. +/- Q veins ~3%.					
				Alteration: Sericitic (?), local bright green mica. Local					
				chloritic.					
				Mineralization: Center part of dyke is barren, margins					
				have dissem. py., pyritic shear veins.					
				366.84 - 369.80 m QZMZ - Quartz Monzonite-sheared	366.84	367.50	0.66	89470	py. 2%, pyritic-Q shear veins
				- green & grey mottled w/ 1% white carb. gashes	367.50	368.50	1.00	89471	1% dissem. py.
				- lenses of sheared grey AN/D common 368.5-369.2m	368.50	369.91	1.41	89472	1% dissem. py.
				Structures: Sericitic shearing throughout. Narrow clay shears at					
				both contacts. Narrow pyritic shear veins in top 50cm.					
				Alteration: Strong sericitic, weak local clay alteration.					
				Mineralization: Narrow pyritic shear-Q veins in top 50cm.					
				Dissem. py. 1-2%					

Interval		Rec'y %	ROD	DESCRIPTION	Interval		Core Width	Sample No.	
From	To				From	To			
373.38	376.43	100	0.93	369.80 - 372.00 m AN/D - Andesite Dyke					
376.43	379.48	100	0.98	- grey w/ small (± 1mm) vague white & green (chloritic) phenos					
379.48	382.52	100	0.87	Structure: Solid core. Lower contact 40° ±, 2% white carb. veinlets.					
382.52	385.57	100	0.83	Alteration: Weak chloritic, sericitic.					
385.57	388.01	100	0.83	Mineralization: No py., hem., mag. noted.					
388.01	391.06	100	1.0						
391.06	394.11	100	0.98	372.00 - 375.85 m QZMZ - Quartz Monzonite					
394.11	397.15	100	0.90	- green, white & grey mottled					
397.15	400.20	100	1.0	Structure: Very solid core. Deformation restricted to narrow green sericitic shears (< 1cm wide) throughout.					
400.20	403.25	100	0.99	Alteration: Strong sericitic → pale green plagi., bleached Bi.					
403.25	406.30	100	0.89	Mineralization: weak dissemin. pyrite, < 1%.	375.35	375.85	0.50	89473	sheared, silicified, < 1% py.
				375.85 - 379.20 m AN/D - Andesite Dyke	375.85	376.70	0.85	89474	10cm pyritic mylonite
				- pale grey-green, bleached. Local small green anhedral phenos.	376.70	377.90	1.20	89475	1% py. in dissem. & shear veins
				Structure: Shearing common, sericitic & clay. Pyritic shear veins locally. Py. & clay shear ~ 40° ±, 10cm wide @ 376.4m. ~ 3% pale carb. veinlets & gashes.	377.90	379.20	1.30	89476	1% py. " " " " " 30cm sericitic mylonite
				30cm mylonitic shear, sericitic, 2% py. @ 378.7m					
				Alteration: Sericitic, minor bright green mica. Minor chlorite.					
				Mineralization: Black mylonite w/ clay @ 376.4m, pyritic.	379.20	380.70	1.50	89477	2% py. - shear veins
				Narrow irreg. shear veins common. Py. 1-2% in dissem. & veins.	380.70	382.20	1.50	89478	1% py. - dissem.
					382.20	383.42	1.22	89479	" " " " & shear vein
					383.42	384.42	1.00	89480	AN/D - 1% py.
					384.42	385.90	1.48	89481	1% py. - dissem. - bleached pegmatite (?)
				379.20 - 408.65 m QZMZ - Quartz Monzonite	385.90	387.01	1.11	482	" " " " "
				- green & grey mottled.	387.01	388.01	1.00	483	1-2% py. - shear veins & dissem.
				Structure: Narrow pyritic shear veins common. Black mylonite bands: - 388.01 - 388.5 contacts - 60°, 5° ±. Pyrite < 5%.	388.01	388.70	0.69	484	black mylonite 5-10% py.
				- 407.2m 3cm band, 35° ±, ~ 5% py.	388.70	390.20	1.50	485	1-2% py. - shear veins & dissem.
				- 408.45m 20cm band, 30° ±.	390.20	391.70	1.50	486	" " " " " "
				Irregular AN/D 383.4 - 384.4m - low ± contacts.	391.70	393.20	1.50	487	" " " " " "
				Sericitic shears common throughout.	393.20	394.50	1.30	488	1% py. " " " "
				Alteration: Mod. to strong sericitic.	403.50	405.00	1.50	489	" " " " " "
				Mineralization: av. ~ 1% pyrite in dissem. & shear veins.	405.00	406.30	1.30	490	1-2% py. " " " "
				< 1% av. 394.5 - 403.5m	406.30	407.75	1.45	491	" " " " " "
					407.75	407.95	0.20	89492	black mylonitic band 4% av. carb?


Interval		Recy %	ROD	DESCRIPTION			Interval		Core Width	Sample No.	
From	To						From	To			
406.30	409.35	100	0.95	408.65-410.45 QZM2 - SHEARED	Box	77	408.65	409.65	1.0	89493	sheared QZM2 tr py
409.35	412.09	100	0.84	: Pale green altered;							
412.09	415.14	100	0.92	: Intense sericite + brittle clay healed fracture			409.45	408.4	0.45	89498	sheared 10% py
415.14	418.35	95	1.0	: moderate conc. causes shear fabric when re-saturated,							
418.35	421.39	95	0.97	: kaolinite healed clay + sericite mm sized shears common.			408.4	408.65	0.25	89499	black mylonitic band 10% py tr py
421.39	423.98	100	0.94	300 x + quartz							
423.98	426.87	100	0.84	Mineralization Trace f.g. dissemin. py. occurs ~10% around							
426.87	429.46	100	0.89	sericite / kaolinite / clay shears.							
429.46	431.27	100	0.98								
431.27	434.34	100	0.98	410.45-410.68 Anld							
434.34	437.37	100	0.98	: Pale grey soft sericite + wk clay altered							
437.37	440.44	100	1.0	clay to black phos. mica size - substituted by sericite							
440.44	443.48	100	0.98	notes: Contacts 400%							
443.48	446.53	100	0.92	Mineralization Trace py replacing dk phos.							
				410.68-415.66 QZ M2 - SHEARED ~ 30°							
				: (Continued) 408.65-410.45M	Box	28	412.2	413.35	0.55	89494	mylonitic shears 2% py
				: Strong shear fabric 411.19-411.39, chlorite / sericite fractured							
				interval with regular milky white quartz fragments 2 cm size							
				: Occasional NW area fine (+ ph. m.) shears and							
				fracture fillings shallow angles to core axis.							
				: Small pyroxene fragments near base of interval.							
				Mineralization tr-10% py within QZM2, 10% assoc with							
				sericite shears, i-2% with green mica de v. n. / fracture							
				fillings; 10% black sulfide as irregular spots encompassing							
				pyrite assoc with shears - crushed white?							
				415.66-425.6 QZM2							
				: Pale green sericite altered to 417.45m pink / grey + m. in							
				green mottled to 421.39m; feldspar: beige to green, mostly							
				clay altered starting at 421.39m, brown hue to core							
				to 424.7, green hue after.							
				Structure: hairline white healed fractures common, random							
				dips shallow angles to core axis							
				Mineralization Trace py dissemin. specks; pink + brown hue							
				core has trace specular hematite.							

Interval		Rec'y %	ROD	DESCRIPTION	Interval		Core Width	Sample No.			
From	To				From	To					
	425.6-425.8			<p>425.6-425.8 HCB QV</p> <ul style="list-style-type: none"> Coarsest white quartz veins, elongation 0.4cm HCBX (black matrix with white quartz fragments) Coarse 450x thin black veinlets cut g202/g7 breccia at upper contact; <p>Mineralization: NO visible mineralization, poor light matrix</p> <ul style="list-style-type: none"> 1. black dull; (Apy needles under microscope) 							
	425.8-427.85			<p>425.8-427.85 Q2M7</p> <ul style="list-style-type: none"> Greenish green to pink mottled medium clay colored groundmass; Brittle clay shears common, 200x; quartz/sericite fractures/veinlets occasional; Sheared fabric from sericite veinlets + black melanite 3mm quartz box veinlet, 200x at 428.1m; <p>Mineralization: 2-3% quite disseminated and Uls = 11mm</p> <ul style="list-style-type: none"> Core: Concentration ~ 40% around sheared zone at 428.1m Trace - 1% sporadic hematite, disseminated specks 	Box	80	425.6	425.8	0.2	89495	Quartz vein
					Box	81	427.67	428.47	0.2	89496	sheared, 3% py
	427.85-429			<p>427.85-429 R1V4</p> <ul style="list-style-type: none"> Medium grey; 5% dk green altered phenos < 1mm; 5% grey clay subbed to sand quartz eyes < 1mm Peculiar white white streaking < 1% disseminated py in groundmass + replacing dk green phenos Upper contact sharp 300x lower contact 150x; 							
	429-432.9			<p>429-432.9 Q2M7</p> <ul style="list-style-type: none"> Green typical with pervasive sericite fractures 							
	432.9-433.2			<p>432.9-433.2 R1V4</p> <ul style="list-style-type: none"> As 431-85m, trace to no py upper contact 350 lower 150x; 							
	433.2-433.2			<p>433.2-433.2 Q2M7</p> <ul style="list-style-type: none"> Sheared fabric caused by dyle at 433.2m. Trace disseminated py around upper contact with dyle Trace specular hematite 							

Interval		Recy %	ROD	DESCRIPTION			Interval		Core Width	Sample No.		
From	To						From	To				
				433.8-434.68 RHYL : As previous (hyalite dyke), trace white replacing gr quartz : Upper contact is sub-parallel core axis; lower is GZMZ 1/2 is RHYL to 434.1m; lower contact is sharp 45°;								
				434.68-435.62 ALBITE (PERMARTITE) ZONE : Greyish-pink, K-spar + quartz with accessory pale yellow green xenite present as fracture fillings; Trace diss. py. specks : Correlates to apites seen in hole 95-24.	Box	82	434.68	435.62	0.94	69497		
				435.62-451.29 GZMZ : Pink brown/lavender/beige mottled typical. : 22cm is fine grained, pink stained bleached contact margin, trace specular hematite, next 30cm strong sericite altered, med. v. coarse grained; strong pink from 450-457m Structure: Recurring white/beige headed fracture 439.82-440.3m + 441.78-442.54m; shear fabric at 443.95-444.54+448.15-448.85m; clay sericite + brittle clay with clay headed fracture; also found 451.39-452m; : Thin area of vein, pinching 30° with green grey sericite sericite and envelopes at 441.95m; Mineralization: Trace 1% - trace in green altered GZMZ trace 1% specular hematite, Trace 1% py in pink GZMZ 1% - 2% specular hematite; DK grey veinlets // shear fabric at 443.95-444.54m strongly pyritic								
446.53	449.58	100	0.85									
449.58	452.63	100	0.82									
452.63	455.68	100	0.80									
455.68	458.72	100	0.97									
458.72	461.77	100	0.63									
461.77	464.82	100	0.87									
464.82	467.92	100	0.29									
467.92	469.85	100	0.60									
469.85	472.29	100	0.30									
472.29	475.49	100	0.63									
475.49	478.08	100	0.83		Box	86	457.69	458.09	0.40	89500	GZMZ 2% py	
478.08	481.36	100	0.54									
481.36	483.41	97	0.60									
483.41												
				458.37-458.37 HIBX : Brecciated/shattered white gr + black calcitic matrix associated with a 3cm GZMZ gangue band contacts 20° upward lower.	Box	86	458.09	458.37	0.28	75026	HIBX - 2% py	
				458.37-464.6 GZMZ - STRENGTH : Minor sections of pink/green mottled core with white/ beige nodular bleaching of K-spar; Predominantly green altered sericite fracture intersected by white siliceous clay + sericite + quartz veinlets;	Box	86	458.37	458.44	0.57	75027	GZMZ 1-2% py	

Interval		Rec'y %	RQD	DESCRIPTION	Interval		Core Width	Sample No.
From	To				From	To		
				Q2M2 CONT'D 458-464.6 STRUCTURE: Weak staining/minor fracturing from 458.94-464.6m; sericite + clay filled. Mineralization: Trace Fe py in green core d. ss. ~10% specular hematite in pink core - pink core has thin wk clay altered to hematite stained groundmass.				
				464.6-473 Q2M2 SHEARED (BRITTLE - FRACTURES?) : Greenish grey or pink coloured, mottled; : Pervasive clay filled fractures throughout; Structure: Shear zone strongest from 467-468.13 + 468.29 to 470.13 + 471.31-473.1m. Moderate clay alteration of quartzites, wk clay alteration of feldspar and associated thin core caused by broken clay healed (white) fractures. Mineralization: Trace py associated with sericite healed fractures from 465.81-466.11m; : Quartz: sericite altered to white clay dominant Q2M2 shear with trace py in cl. 400x at 472.5m; at least 2m wide.				
				473-480.15 Q2M2 : Green or pink, mottled; Structure: : Pervasive clay healed (white) fractures to 474.1m; : Broken core from clay healed fracture 476.7-477.22 + 478.05-478.58; Alteration: overall weak competent core, strong white clay to alteration with bleached pink stain f.e. groundmass from 475.81-476.70m. crude upper contact visible - Note: This unit could be the RDPF at holes 25-23 + 25-21. Mineralization: Trace v.f.g. silvery specks (py?) in clay lower contact.				

Interval		Rec'y %	RQD	DESCRIPTION	Interval		Core Width	Sample No.	
From	To				From	To			
				480.15-484.7 <u>A1/C</u>					
23.4	485.65	100	0.56	: Upper + lower contacts 30% with 5-8cm of milky white g3 veins associated andesite; : Pleochroic g3 in core to 481.7m start getting red hematite staining of g3 veins and hem. selvages of m to hairline pervasive white healed fractures.					
5.55	488.59	100	0.73	: Occasional milky g3 + calcite veinlets 1-5mm width ~ 600%					
18.59	491.64	100	0.75	: Core is purplish red from hematite from 489.4-493.7m.	Box 91	489.4	493.7	1.3	75028 tr. p1
12.64	494.69	100	1.0	: Med n / pale core from 483.7 to end of interval, last 15cm medium to dark core.					
4.69	497.89	100	0.98	: 10% phos. to replace by dk green in core is grey chlorite texture of upper central.					
7.89	500.94	100	0.85	Mineralization: Trace f.g. pyrite specks + occasional blebs replacing green phos.					
				484.7-501.5 <u>Q2M2</u>					
				: Brownish pink with white m- altered sp to 486.3m, green & greenish grey with pervasive sericite clay healed fractures shallow angle to core axis; moderate sericite alteration of groundmass to 493m.					
				: Pink red core 1-1.5m to 501.5m - grey/black color iron mica quite alteration of mafics - some of mid-section, white to chlorite + muscovite.					
				Structure: green + white g3 veinlets 1-2mm thick throughout core, random angle core; Pervasive sericite healed fractures cause shear fabric (ductile) from 487.68-492.75m					
				* Could pull this out as Q2M2 showed in summary log.	Box 93	492	493	1.0	75029 10% py. trace sh. brn
				Mineralization: Trace - 10% pyrite in sheared green Q2M2, trace py, ~ 10% specular hematite in pink + grey Q2M2.					
				Hairline green sulfidic (py + sh. brn - soft + waxy) veinlets 492-493 m, shallow angles to core axis.					

Interval		Rec'y %	ROD	DESCRIPTION	Interval		Core Width	Sample No.
From	To				From	To		
00.94	003.99	100	0.9	501.5-502.3 QZM? - BRECCIATED				
33.99	505.05	100	1.0	: Strong green from sericite alteration;				
75.05	507.5	100	0.74	Alteration: patches of qz flooded/furrowed by brief clay				
075	510.54	100	0.83	veinlets; Dk green sericite (chlorite) veinlets				
10.54	513.99	100	0.60	with brecciated swells; form ellipses parallel core axis				
13.59	516.64	100	0.66	Structure: Perovskite clay healed fractures				
16.64	518.16	100	0.51	Mineralization: one spec. clin. p. in quartz patch				
				502.3-509.2 QZM?				
				Mottled, pinky altered; pink/green/grey mottled.				
				Alteration: greener section caused by milky white feldspar				
				veinlets alternate to ser. into veinlets, shallowly to core, 1cm				
				width				
				structure: healing white healed fractures common from one				
				rounded AND from 2cm; 7cm rounded dk green QZM?				
				ring; 1cm grey translucent quartz + white calcite veinlet + feldspar				
				parallel ^{100°} core axis from 505.1-506.72. Pinches out as				
				sericite/lip + qz (ring) contains hematite stained QZM?				
				large, worn qz envelope				
				Mineralization: Trace f.g. py; 21% specular hematite				
				at peak core				
				509.2-509.95 QZM?				
				: Worn; siliceous qz envelopes discord with S-sigma bed	509.2	509.95	0.75	
				in/sericite + qz veinlets, ind. qz - qz matrix swells at				
								
				Mineralization: Trace f.g. py associated with lower quartz veinlets.				

Interval		Rec'y %	RQD	DESCRIPTION	Interval		Core Width	Sample No.
From	To				From	To		
				504.45-510.36 QZM2 : Sericite green altered.				
				510.36-510.46 PzB : Pink sericite bands 45°				
				510.36-513.7 QZM2 - AS 50996 plus: : Increased clay alteration of groundmass : Short intervals of pink with white clay altered fp. : Pervasive beige, light brown, pale green & white hairline fractures, cause wk. shear foliation 511.2-513.55; : Localized greyish white quartz ^{fp} gashes, planar edges. - faulted veinlets, ~200 μ : Broken core Mineralization: Trace pyrite seen as dk grey hairline broken veinlet mid interval.				
				513.7-516.8 QZM2 : Pale (light) brown hue pink/green/grey mottled. : Pervasive hairline clay (white) hooded fractures, core broken along fracture intersections. : Fracture increases with depth : Pale reddish brown, wk altered apite, oriented 1.5cm width, parallels core axis - upper contact offset by dk green fracture 600 μ , lower contact brecciated (514.75-515.05) Mineralization: Traces 10% dk black tourmaline, silver metallic lustre mineral. Trace 10% specular hematite or dk brown red hematite.				
				516.8-518.16 QZM2 - AS 4847-4863 : Brown hue with strong white clay alteration of (conceal gained as always) fp minerals; pink stained, hard to scratch groundmass matrix altering to actinolite, biotite or silvery white to beige clay. No mineralization.				
				END OF HOLE 518.16 m.				

AURUM GEOLOGICAL CONSULTANTS INC.

DIAMOND DRILL LOG

HOLE No. 75-26

Page 1 of 4/20

Property	<u>OMNI-GODDOLL</u>	NTS	Claim	Elevation	Azimuth <u>98.5</u>	Length	Dip <u>-52.5 COLLAR</u>
Coordinates		Dip Tests	Advance	Depth	Date Collared <u>Nov. 8/95</u>	Date Completed	
Purposes	<u>HIT GOLDEN TULK ZONE OF 1488</u>			Drilled by <u>(AARON) D.D.</u>	Assays by <u>ARME ANALYT.</u>	Logged by <u>F.A./W.M</u>	

Interval From To	Rec'y %	RQD	DESCRIPTION	Interval		Core Width	Sample No.
				From	To		
2-44	—	—	OVERBURDEN - NO RECOVERY				
2-44	—	0					
2-44	100	0	2-44-3-2 GEMZ - LIMONITE ALTERED				
2-49	50	0	PERMANENT BROWN STAIN + LIM. OUT OF MAFICS				
2-49	95	0	: OPEN SPACED, CARBONATE + CLAY INFILLED UNIFORM FRACTURES				
2-10	69	30					
2-31	732	23	3-2-23-8 GEMZ - BROKEN, STRONGLY CLAY ALTERED.				
2-32	8-23	100	: Greenish gray, faint pink hue to some.				
2-23	8-53	100	STRUCTURE: Intense brecciation along sericite + carbonate +				
2-53	9-14	91	clay filled fractures; Core scratches easily, can be removed				
2-14	10-21	100	in places; Intact pieces of core show brittle deformation				
2-21	11-82	100	ALTERATION: Strongly clay altered; Some sections > 80% clay				
2-82	11-59	100	MINERALIZATION: Trace v.f. cubic silvery (py) metal; Trace				
2-59	12-95	98	specular hematite; Trace copper mineral?				
2-95	13-56	75					
2-56	14-48	100	23-65-23-8 Gouge - GEMZ 45°				
2-48	15-24	168	GREEN SERICITE CLAY + BROKEN FP + GZ				
2-24	15-85	100					
2-85	16-61	100					
2-61	17-57	151					
2-57	18-75	54					
2-75	20-12	84	NOTE: IRREGULAR RECOVERY V. BROKEN				
2-12	21-34	82	14-35-15-25 AND	Box 4	14-35	15-25	0.9 25031 (85% RECOVERY)
2-34	22-4	70	: Medium gray, somewhat sp. phos. clays due to				
2-4	23-01	131	white clay; greenish moderate strong clay altered.				
2-01	23-53	100	: Porphyry clay brecciated fractures, very broken core.				
2-53	25-45	96	MINERALIZATION 2-95 kg pyrite specks and spots.				
2-45	26-97	100					
2-97	28-19	100					
2-19	29-57	94	: FINEST FINE, STRONG SERICITE ALTERED FELDSPATH.				
2-57	30-63	100	GREEN MAFICS				
2-63	32-0	100					

AURUM GEOLOGICAL CONSULTANTS INC.

DIAMOND DRILL LOG

HOLE No. 98-26

Page 2 of 19

Property	<u>GRAND</u>	NTS	Claim	Elevation	Azimuth	Length	Dip
Coordinates	Dip Tests		Advance	Depth	Date Collared	Date Completed	
Purposes			Drilled by		Assays by	Logged by	

Interval From	Interval To	Rec'y %	RQD	DESCRIPTION			Interval		Core Width	Sample No.	
							From	To			
				OMNI GEOTECH 98-26							
				FAITH MOTTO							
				238-46.76							
				GRME - AS 32-2365 - BROWN CORE.							
				STRUCTURE: 24.3m - 24.35. 5cm LIMIT CONCERNING CURY SHAPE 45°.							
				Intense Brecciation more localized; Crackle fracturing pervasive, +							
				decreases with depth.							
				Mineralization: Increase in py 41% still; assoc'd with							
				sericite & shear bands.							
32.0	33.53	100	0	Alteration: strong sericite alteration decreases with							
33.53	34.75	100	0.25	depth, core becomes more competent, pale grey/pink, green							
34.75	35.97	100	0.11	mottled.							
35.97	36.58	87	0.20								
36.58	36.82	60	0.0	46.76-48.08 An/D. - Non-phylic.	Box 13	46.76	48.08	1.32	75032		< 0.001
36.82	37.19	87	0.0	Pale grey epidote groundmass - feldspatic							
37.19	37.49	73	0.0	Milky white f.p. healed gashes & lenses increase with							
37.49	37.8	50	0.0	depth, sericite act ⁿ of groundmass increases also.							
37.8	39.17	100	0.8	Mineralization: 2-3% pyrite spots - possibly replacing phos ^{ph}							
39.17	40.57	100	0.0	Contacts 35° & upper; 60° & lower, sharp.							
40.57	42.06	100	0.39								
42.06	43.54	100	0.44	48.08-48.76 GRME							
43.54	45.11	100	0.35	Pervasive sericite healed fractures; 1cm sericite shear							
45.11	45.72	100	0.52	band							
45.72	47.24	100	0.12								
47.24	48.76	100	0.72	48.76-49.03 An/D.							
48.76	50.29	100	0.5	Pale grey as 46.76 m, w/te gashing, less pyrite, increased							
50.29	51.82	92	0.13	angular dark (augite?) frags as phos ^{ph}							
51.82	52.73	100	0.0	Contacts ~ 80° &							

Interval		Rec'y %	RQD	DESCRIPTION			Interval		Core Width	Sample No.
From	To						From	To		
				49.03-51.0 QZM2 : Dark/grey/beige mottled. Upper 15cm sheared 150° ^W , green; : Pervasive simple healed fractures give way to white day healed fractures at 50m. : 4cm An/D Band 40° ^W at 50.5m.						
				51-55.2 QZM2: bleached, sheared : Pale Greenish pink; Intensely fractured; Structure: Sericitic clay shears pervasive, often with brecciated QZM2 fragments; Mineralization: Trace py, trace copper mineral? v.f. sp. spec.	Box 15	53.65	54.56	0.91	75033	trace Cu?
52.73	53.65	100	0.0							
53.65	54.56	100	0.0							
45.6	55.32	100	0.0							
53.32	56.24	92	0.0							
62.4	57.76	100	0.47	55.2-57.86 An/D.						
7.76	58.37	100	0.0	: Pale brownish grey, becomes reddish (hematite) deeper down						
8.37	59.44	100	0.18	: ~5% dk green to black altered augite frags						
75.44	60.96	98	0.32	Structure: limonite clay 1cm fracture 100° ^W 5cm; Hematite filled fractures + 2cm shear 60° ^W ; 5cm;						
60.96	62.48	100	0.74							
62.48	64.01	94	0.48	: white healed gashes common, dk purple red hematite silicates oxidized 56-7m.						
64.01	65.53	100	0.22							
65.53	67.06	100	0.73	Mineralization: ~1.2% pyrite replacing black phenas; Lower contact 55° ^W , upper contact broken.						
70.06	68.58	100	0.63							
68.58	70.1	100	0.55							
70.1	71.63	100	0.55	58.86-61.5 QZM2						
71.63	73.15	100	0.20	: Dark grey, beige mottled.						
73.15	74.07	100	0.43	Structure: 1cm wide central + brittle clay shears with QZM2 breccia, 15° ^W 58.6-59.1						
				61.5-63.05 QZM2 brittle-shear: deformed	Box 17	62.9	63.05	1.15	75034	
				: Upper contact planar, 10° ^W ; Lower contact broken, shallow to core axis; Structure: Intense green clay brittle clay shearing, forms clast + matrix supported breccia						

Interval		Recy %	RQD	DESCRIPTION	Interval		Core Width	Sample No.
From	To				From	To		
				65.05-65.53 QZM2 : Pink, grey green mottled; Moderately fractured; : Fp. pink or cream colored matrix (bi) altering to muscovite				
74.07	75.59	100	0.7					
75.59	77.11	100	0.5	65.53-67.7 QZM2 Brittle deformed.				
77.11	78.3	100	0	: Matrix/clast supp breccia at 65.5m				
78.3	79.1	100	0					
79.1	79.4	100	0	67.7-70.1 QZM2.				
79.4	80.62	100	0.13	: Mottled 65-67.05m with brittle green clay shears				
80.62	81.99	100	0.12	shallow to core axis.				
81.99	83.52	100	0.2					
83.52	85.04	100	0.32	70.1-71.5 QZM2				
85.04	86.50	91	0.46	: Percussive fracture fabric by anastomosing hairline				
86.50	87.78	87	0.24	green clay filled matrix supp. breccia shears to				
87.78	89.31	100	0.7	3cm wide, parallel → S3;				
89.31	90.83	100	0.63					
90.83	91.14	100	0.74	71.5-75.59 QZM2				
91.14	92.66	100	0.76	: Upper 30cm bleached sericite altered, lower 100cm				
92.66	94.18	100	0.72	sericite brittle clay fracturing pervasive. : Dominantly light reddish to pink/grey mottled, 3% brittle broken, altering to chlorite/specular hematite.				
				75.59-81.3 QZM2 Brittle deformed. : Partially healed large brittle clay + sericite pervasive gives way to sericite brittle green clay matrix supported breccia at 76.4m; Brecciated clay shear mentioned above is shallow angle (~5%) to core axis, strongest clay alteration from 76.4-92.7m, pinches out at 78.6m.				
				81.3-100.05 QZM2 : Pink/beige/green mottled broken, : Strong clay alteration (filling) of fractures; dominantly shallow to core axis. : Weak white clay envelopes associated with larger fractures. : Ceramic breccia 88.7-89.5 + 92.5-92.4m + 94.3-96.1				

Interval		Recy %	RQD	DESCRIPTION	Interval		Core Width	Sample No.
From	To				From	To		
				81.3 - 100.65 QZMZ CONTINUED				
				Mineralization: Crackle breccia at 91.7 - 92m hosts ~1.5% pyrite with sericite altered shears, 45°.				
4.18	95.71	100	0.53		91.0	91.7	0.6	75035
35.71	97.23	100	0.89	: Py content nil - trace to 91.7m, trace - 10% rest of interval	91.7	92	0.3	75036 ~1.5% py
97.23	98.76	100	0.45	trace grey sulfide veins ~94m.	92	92.6	0.6	75037
98.76	100.28	100	0.75	: Crackle breccia at 95.5 - 95.9m hosts pyritic oxide fragments				
99.28	101.8	100	0.65	exhibiting shear fabric - below 95.9m core is bleached				
101.8	103.33	100	0.82	white fine 10cm + exhibits mild shear fabric for next				
103.33	104.85	100	0.61	open.	95.5	95.9	0.4	75038 ~2% py
104.85	106.38	100	0.71	: Pyrite rich AN/D fragment, 3cm size, irregular contacts at 100.6m.				
106.38	107.89	100	0.20					
107.89	109.58	93	0.53	100.65 - 112.53 QZMZ - Brecciated.				
109.58	111.1	95	0.3	: Predominantly green from increased sericite, minor pink /				
111.1	112.98	97	0.3	beige mottled sections				
112.98	114.30	100	0.35	Structure: Brittle clay (sericite + white clay) healed fracturing				
114.30	115.82	100	0.10	pervasive at 103, 104 - 107.89 → causes matrix supp shoring				
115.82	117.35	100	0.24	at 109.14 - 109.32, 45° and from 109 - 111.1 (actually clast supp,				
117.35	119.63	100	0.30	to crackle fractured)				
119.63	121.16	100	0.56					
121.16	122.68	100	0.51					
122.68	124.21	100	0.49	Logged to end of Box 30 by FJA.				
124.21	125.43	100	0.10					
125.43	126.95	100	0.61	112.53 - 150.16m - QZMZ - brecciated Quartz Monzonite				
126.95	128.02	100	0.27	green plnk, beige, grey mottled				
128.02	129.54	100	0.41	Structure: Solid core, locally blocky. Green sericitic shears				
129.54	131.06	100	0.68	& common, clay coating fractures. Shears mostly 15° - 40°				
131.06	132.59	100	0.28	±. Narrow clay seams, blocky core below - 147.5m				
132.59	134.11	100	0.50	Pink aplite dykes 122.8 - 123.2m, 142.5 - 143.8m.				
134.11	135.64	100	0.59	Alteration: Green sericitic alteration mod. - strong. Local				
135.64	137.16	95	0.70	weak clay alt'n. → cream colored, soft plng. Matrix bleached.				
137.16	138.68	100	0.44	Trace bright green mica alt'n.				
138.68	140.21	100	0.77	Mineralization: Local weak hematite → pink colour.	138.68	139.90	1.22	75039 Narrow block pyritic shears, brn ~25%
140.21	141.73	100	0.62	Dissem. py: common, <1%.				
141.73	143.26	100	0.20					
143.26	144.78	100	0.24	70cm AN/D, upper contact 40° @ 131.70m. Pale grey				
144.78	146.30	100	0.47	w/ small indistinct green & white phenos. Basran.				
146.30	147.83	100	0.46					

Interval		Rec'y %	RQD	DESCRIPTION	Interval		Core Width	Sample No.
From	To				From	To		
7.83	149.35	100	0.36	150.16 - 150.91 m RDFP - Rhyodacite Feldspar Porphyry				
9.35	149.86	100	0	- pale pink & green, flow banded dyke, ~5% 1-4 mm white feldspar phenocrysts. Mottled, banded texture.				
9.96	152.40	100	0.85					
2.40	153.82	100	1.0	- lower contact 45° \pm , flow banding 40°-65° \pm , sheared contacts.				
3.92	155.45	100	0.34					
5.45	156.97	100	0.96	- weak hematite, tr. py. in grey bands at contacts.				
6.97	158.50	100	1.0					
8.50	160.02	100	0.66	150.91 - 153.20 m QZMZ - Quartz Monzonite				
0.02	161.54	95	0.78	- green & grey mottled				
1.54	163.07	100	0.93	- med. sericitic alteration				
				- local narrow sericitic shears				
				- trace dissem. pyrite				
				153.20 - 158.64 m AN/D - Andesite Dyke				
				- grey, locally pinkish, brownish color, fine-grained				
				- local small dk. green anhedral phenos to 1mm				
				- cut by RDFP similar to @ 150.16 m, green, 153.5-154.12 m, irreg. contacts				
				Structure: Very solid core, Irreg. contacts ~40° \pm				
				2% white carbonate veins, various orientations.				
				Alteration: weak sericitic (?), local chlorite.				
				Mineralization: Local hematite. No pyrite noted.				
				158.64 - 160.50 m QZMZ - Quartz Monzonite				
				- green & grey mottled, as at 150.91 m. Local pink hematite stain.				
				- local pale carb. veins, ~1%, esp @ contacts				
				- locally blocky, w/ trace clay on fractures				
				- 1-2% hematite, mostly specular, locally red stain				
				- no pyrite noted				
				160.50 - 163.35 m AN/D - Andesite Dyke				
				- grey, similar to 153.20 m. QZMZ xenolith 161.85-162.55 m				
				- 10-20% 1mm green anhedral phenos, locally dk. green (chr.)				
				- upper contact 20° \pm lower 50° \pm , Trace hem. except strong in xenolith. No pyrite, mag. noted				

Interval		Rec'y %	RQD	DESCRIPTION	Interval		Core Width	Sample No.		
From	To				From	To				
163.07	164.59	100	1.0	163.35-166.03m QZMZ - Quartz Monzonite						
164.59	166.12	100	0.91	- green, grey, beige mottled						
166.12	167.64	95	0.80	- narrow sericitic shears common, mod. sericitic alt'n.						
167.64	169.16	100	1.0	- 1% pale carbonate veinlets & gashes						
169.16	170.69	95	1.0	- 2 black 7mm pyritic shears ~25° @ 164.6m						
170.69	172.21	100	0.89	- 30cm AN/D, as at 160.50m @ 165.4m						
172.21	173.74	100	1.0							
173.74	175.26	100	1.0	166.03-171.34m AN/D - Andesite Dyke Swarm	169.16	169.81	0.65	75040	~1% dissem. py. in dyke & QZMZ	
175.26	176.78	95	0.71	- grey, similar to 160.50m	169.81	170.69	0.88	75041	Q-healed bxia, 1% py., QZMZ host	
176.78	178.31	100	1.0	- QZMZ xenoliths: 167.0-167.85m, 169.44-170.60m	170.69	171.34	0.65	75042	dyke host, bxia, Q, 1% py., clay	
178.31	179.83	95	1.0	Structure: Upper contact ~35° ↘. Lower contact bixiated, clay coated fractures - indistinct. Contacts w/ xenoliths very irregular. Qtz - healed bxia 169.81-170.69m, <1% py., w/ py. - clay shear ~// ↘. Clay near lower contact. Alteration: weak to mod. sericitic, local weak clay → soft white plag. 15% green, anhedral, 1mm phenos. in dykes. Minor local chlorite. Mineralization: ~1% pyrite below 169.16m, trace above.						
				171.34-175.04m - QZMZ - Quartz Monzonite	171.34	172.21	0.87	75043	shear/brecciated, <1% py.	
				- green, grey, beige mottled, local pink stain						
				Structure: Solid core, but clay-coated fractures in top metre. Rare sericitic shears, common in top metre.						
				Alteration: Strong sericitic near top → weak below ~173.5m.						
				Mineralization: <1% pyrite to 172.21m, trace below, 1-2% dissem. hematite below 172.21m.						
				175.04-179.83m AN/D - Andesite Dyke Swarm						
				- grey-green locally bleached pale grey.						
				- dark green chloritic phenos bleached to green, 1-2mm						
				- QZMZ xenoliths 177.0-177.5m, v. irreg. contacts, also 178.75-179.10m						
				- upper contact 20° ↘.						
				- chloritic → sericitic alteration in dykes, sericitic QZMZ						
				- trace pyrite, local hematite 1-2% esp. in QZMZ						

20

Interval		Recy %	ROD	DESCRIPTION	Interval		Core Width	Sample No.
From	To				From	To		
79.83	181.36	100	0.77	179.83 - 182.60 m QZMZ - sheared Quartz Monzonite				
81.36	182.88	100	0.95	w/ abundant narrow, v. irregular AN/D dykelets ~15% of				
82.88	184.40	100	0.72	Interval. Green, pink, grey mottled.				
84.40	185.93	100	0.45	Structure: Sericitic shears w/ weak clay coatings common,				
85.93	187.45	100	0.66	esp. at dyke contacts. Dykelets 1-10cm wide.				
87.45	188.98	100	0.91	run sub // to C.A., v. irregular. Pale carb. veinlets <1%.				
88.98	190.50	100	0.69	Alteration: weak to mod. sericitic, local chlorite, trace				
90.50	192.02	100	0.80	clay.				
92.02	193.55	100	0.67	Mineralization: ~2% hematite - dissem. specular & earthy.				
93.55	195.07	100	0.76	No pyrite noted				
95.07	196.60	100	0.39					
				182.60 - 185.93 AN/D - Andesite Dyke				
				- grey-green w/ dk. green phenos, commonly bleached pale grey w/				
				green → bright green phenos. Local ground white phenos to				
				10%				
				Structure: upper contact 20° ±, lower broken (but shallow)				
				v. irreg. QZMZ xenolith ~ // C.A. @ 185.2m.				
				Alt'n: chloritic → sericitic bleaching.				
				~1% pale carb. veinlets & gaske				
				Mineralization: No pyrite noted. Local hematite, esp. in				
				QZMZ xenolith.				
				185.93 - 188.80m QZMZ - Quartz Monzonite				
				- pink, green, grey mottled, weak sericitic alt'n.				
				- cut by AN/D, 30cm wide, 20° ±, grey-green @ 186.6m.				
				- solid, hard core. 2-3% hematite, no pyrite noted.				
				188.80 - 196.30m AN/D - Andesite Dyke				
				- grey-green w/ 15% dk. green anhedral phenos, 1-2mm.				
				- local red hematite stain, 1-2% hem. Trace ilmenite/mag.				
				- bleached ~ 10cm at contacts				
				Structure: top contact 30° ±, lower 20° ±. Solid core				
				w/ hematitic fracture coatings.				
				Alteration: chloritic alt'n. of phenos.				
				<1% white-red calcite/carbonate veins.				
				Mineralization: No pyrite noted.				

Interval		Rec'y %	ROD	DESCRIPTION	Interval		Core Width	Sample No.	
From	To				From	To			
196.60	198.12	100	0.72	196.30-200.40m QZMZ - Quartz Monzonite					
198.12	199.64	100	0.90	- pink, grey, green mottled. Trsg. AN/D dykelet @ 199.6m.					
199.64	201.17	100	1.0	Structure: Solid core. Hematitic shears splay					
201.17	202.69	100	1.0	off lower contact. ~1% pale carb. veinlets					
202.69	204.23	100	0.71	Alteration: Weak sericitic alteration.					
204.23	205.74	100	0.87	Mineralization: Mod. hematite → Strong, esp. bottom	199.40	200.40	1.00	75044	Q-hem.-carb. shear veinlets abundant
205.74	207.26	100	1.0	70cm. Q-hem.-carb. shear veins common below 199.4m					
207.26	208.79	100	0.89	No pyrite noted.					
				200.40-202.05m AN/D - Grey-green Andesite Dyke	200.40	202.05	1.65	75045	Dyke - weak alt'n. + mineralization
				-15% 1mm dk. green (chloritic) anhedral phenos.					
				-similar to 188.80m					
				-both contacts 30° ±. Solid core.					
				-1-2% hematite, common in carb. veinlets. No pyrite noted.					
				202.05-203.59m QZMZ - Quartz Monzonite, as at	202.05	203.59	1.54	75046	Qtz-hem shear veinlets ~1%.
				196.30m - pink mottled, solid hard core					
				-Qtz-hem. shear veinlets common, ~1%, local healed breccia.					
				~1% pale carbonate veinlets.					
				203.59-205.07m AN/D - Andesite Dyke					
				-typical, grey-green w/ dk. green anhedral, 1mm phenos.					
				-bleached near lower contact ~15cm					
				-1% pale carbonate veinlets					
				-lower contact 50° ±					
				205.07-208.15m QZMZ - Quartz Monzonite					
				-pale green, beige mottled w/ local hem. stain					
				Structure: Narrow shears common. Very solid core.					
				Rare clay on fractures.					
				Alteration: Strong to mod. sericitic, local weak clay.					
				Mineralization: 1-3% hematite, dissem. + in Qtz. veinlets					
				No pyrite noted.					

Interval		Rec'y %	RQD	DESCRIPTION	Interval		Core Width	Sample No.		
From	To				From	To				
208.77	210.31	100	0.92	208.15 - 209.46m AN/D - Andesite Dyke						
210.31	211.84	100	1.0	- bleached pale grey-green, mottled. Obscure green phenocrysts. No pyrite noted.						
211.84	213.36	100	1.0	- sheared lower contact 30° ↙						
213.36	214.88	100	0.93	- hematitic fractures, minor breccia						
214.88	216.41	100	1.0							
216.41	217.93	100	0.82							
217.93	219.46	100	0.87	209.46 - 215.71m HL BX - Ductile-Brittle	209.40	210.31	0.91	75047	Strong deformation & alteration, trace py.	
219.46	220.98	100	0.97	Shear Zone. Pale green to pale grey. Local mylonite.	210.31	211.84	1.53	75048	" " " "	
220.98	222.50	100	0.84	Very irregular fragments of QZMZ & AN/D. Variable alt'n. & deformation of fragments.	211.84	213.36	1.52	75049	" " " "	
222.50	225.55	100	0.95	Strong to mod. sericitic alteration.	213.36	214.44	1.08	75050	" " " "	
225.55	228.60	100	0.93	Narrow (1-2mm) clay seams at low angles to S.A. common. Pale carbonate gashes ~2% above 214.0m. Local pyrite < 1%. Local hematitic patches. Weak alteration & deformation below 214.5m.						
228.60	231.80	100	0.79							
				215.71 - 220.60m RDEP - Rhyodacite Porphyry						
				- cream colored in center, dark to light green near contacts, minor red (hematitic) bands.						
				- Flow banding throughout, locally strongly laminated, av. ~40° ↙. Solid Core.						
				Lower contact ~30° ↙, upper contact irregular.						
				~5% 1-7mm white to pink subhedral feldspar phenos, soft due to clay alt'n.						
				Alteration: weak-mod. sericitic (?), w/ weak clay alt'n.						
				Mineralization: No pyrite noted. Local hematite to 1%. Rare Q, carb. veinlets						Reduce HQ → NQ @ 222.50m
				220.60 - 228.73m QZMZ - Quartz Monzonite						
				- pink, beige, pale green mottled - strong hem. stain						
				Structure: Very solid core, clay-healed shearing 221.6-222.1m						
				Cut by irreg. AN/D 223.8-224.8m						
				Alteration: Mod. sericitic, local weak clay.						
				Mineralization: 1-3% disse. hematite. Local pale carb. veinlets. No pyrite noted.						

Interval om	To	Recy %	ROD	DESCRIPTION	Interval		Core Width	Sample No.	
					From	To			
1.80	235.00	100	0.92	228.73-243.64m AN/D - Andesite Dyke					
5.00	238.05	100	0.96	-drey-green, local red hematite stain. Commonly					
8.05	240.79	100	0.63	bleached to pale grey-green esp. near clay seams and					
1.79	242.62	100	0.42	pale carbonate veins.					
2.62	244.30	100	0.39	Structure: Solid core, locally blocky. Clay seams					
1.30	247.19	100	0.58	at 228.73m, 234.4m-234.6m, 240.9m, 241.5m,					
7.19	250.39	100	0.83	plus local clay coating fractures. Both contacts broken,					
2.29	253.44	100	0.86	w/ narrow clay seams.					
3.44	256.49	100	0.90	QZMZ xenolith w/ minor AN/D @ 236.0-237.3m.					
6.49	259.54	100	0.88	Alteration: Dark green chloritic phenocrysts 1-2mm, ~15%,					
7.59	260.60	81	1.0	local sericitic bleaching, minor weak clay alteration.					
1.60	263.65	100	1.0	1-2% pale carbonate veinlets + gashes					
3.65	266.70	100	0.97	Mineralization: No sulphides noted. Hematite locally					
				abundant, trace → 4% local hematite-healed					
				crackle breccia. No magnetite/ilmenite					
				243.64 - 263.76 m QZMZ - Quartz Monzonite					
				- pale green grey mottled					
				AN/D dykelets, very irregular @ 246.0m, 246.4m, 248.2m,	257.50	258.90	1.40	89301	0.1% disse. py., sheared
				250.9m	258.90	259.20	0.30	302	x Grey, + white Q.V., ~5m wide, sheared, 20'±, py, ep, grey
				Structure: Solid core, minor blocky areas, esp. 245.5-	259.20	260.40	1.20	303	0.2% py., sheared
				247.0m. Local clay on fractures decreasing downhole.	260.40	261.60	1.20	304	" " " "
				Sericitic shears very common throughout, variable	261.60	262.60	1.00	305	0.4% py., irreg. black shears // ±, 1mm wide
				orientations. Green schistose sericite bands to 5mm.	262.60	263.76	1.16	89306	" " " " " "
				Alteration: Mod. to strong sericitic alteration.					Por. Strabite Agg @ 262.50.
				Local weak clay alteration.					
				Mineralization: Trace hematite near upper contact,					
				Trace pyrite to ~257m, increasing toward lower contact,					
				max. ~ 0.2% pyrite. Trace chalcopyrite +					
				unidentified grey sulphides w/ Q.V. @ 259.0m					
				263.76 - 266.12m - AN/D - Andesite Dyke Swarm w/	263.76	264.76	1.00	89307	2 dykes w/ 20cm QZMZ. < 1% pyrite
				± QZMZ - pale grey deformed dykes w/ sheared QZMZ	264.76	266.20	1.44	89308	40cm dyke, grey pyritic shears, 1% py.
				host. Mod.-strong sericite alt'n. Local grey, loc. pyritic					
				shears - anastomosing. 1-2% pale carbonate gashes + veins.					
				Trace bright green mica alt'n. of phenos.					

Interval m	To	Recy %	RQD	DESCRIPTION	Interval		Core Width	Sample No.	
					From	To			
70	269.75	100	0.98	266.12 - 271.95m QZMZ - sheared Quartz Monzonite	266.20	267.76	1.56	89309	< 1% pyrite, dissem. & shear veins
75	272.80	100	0.82	- pale green, beige, grey mottled. 15cm AN/D @ 269.2m	267.76	269.25	1.49	89310	1% pyrite - grey mylonitic shears
80	275.84	100	0.80	Structure: Abundant sericitic shears throughout -	269.25	270.55	1.30	89311	< 1% py. - sheared
84	278.89	100	0.73	locally grey w/ dissem. pyrite. Strong structure 25° ±,	270.55	271.95	1.40	89312	< 1% py. - gouge, shears w/ py.
89	281.94	100	0.80	but mostly anastomosing. Clay/gouge seams common					
94	284.99	100	0.93	below 269.5m, 40cm gouge (± 20° ±) @ 270.65m.					
99	288.04	100	0.96	Alteration: Strong sericitic +/- weak clay alteration.					
101	291.08	100	0.98	Mineralization: Pyrite up to 1% as dissem. & grey shear veins. Grey, unidentified sulphides locally (may be py.). No hem.					
				271.95 - 282.60m AN/D - Andesite dyke swarm.	271.95	273.35	1.40	89313	2 dykes, grey pyritic shear veins
				- 5 individual dykes separated by sheared QZMZ.	273.35	273.94	0.59	89314	QZMZ 1-2% Py
				- dykes mostly bleached pale grey w/ green phenos, locally	273.94	275.14	1.20	89315	AN/D QZMZ 50° ± Lc 25° ±
				darker w/ dark green phenos. QZMZ is pale green mottled.	275.14	276.6	1.46	89316	QZMZ - weak structure, sericitic, ea. Py
				Structure: Sericitic shears abundant in QZMZ, clay/gouge	276.6	277.64	1.04	89317	QZMZ & AN/D SHEAR @ 15° ± Py - 1% 2%
				seams cut both rock types. Dyke contacts mostly broken, clay	277.64	279.30	1.66	89318	QZMZ & AN/D SK VEINLOTS
				coated. Some strong ductile/brittle shears 10-25° ±.	279.30	280.95	1.65	89319	AN/D & QZMZ 1% Py
				Alteration: Mod. sericitic. Local clay alt'n. Microchlorite	280.95	292.60	1.65	89320	BK & SHEARED QZMZ SKINS 1-2% Py Post Recycle QZ
				in some dykes. 1-2% pale carbonate veinlets & washes.					
				Mineralizations Pyrite av. < 1% as dissem., black shear					
				veinlets. Some dykes barren, others cut by pyritic shears.					
				Dykes: 45cm @ 271.95m 50cm @ 272.8m					
				150cm @ 273.75m 260cm @ 277.3m					
				70cm @ 281.9m					
				282.60 - 284.0 HLBK SHEAR milled bx	282.60	284.0	1.4	89321	HLBK 1-2% Py grey sulphid
				and sheared QZMZ, AN/D, QZMZ in	284.0	285.0	1.0	89322	from HLBK? 1% Py
				grey sulphide rich milled breccia.					
				SHEARS to 50cm wide 15° ± SMALL					
				SK RICH QZ CLASTS in RECYCLED SHOR					
				Augm - texture					
				STRUCTURE: STRONG CATACLASTIC TEXTURE					
				70° SHEARS @ 15° ±					
				MINERALIZATION Diss py & 1% in					
				sericitic QZMZ					

Interval		Rec'y %	RQD	DESCRIPTION	Interval		Core Width	Sample No.
From	To				From	To		
291.00	294.13	100	0.97	284.0 - 287.0 QZMZ Green-gray	285.0	286.0	1.0	89323
94.13	297.18	100	0.90	SARCITIZED QZMZ. Fine grained	286.0	287.0	1.0	89324
97.18	300.23	100	0.90	False v. looking sheared and by quartz				
300.23	303.28	100	0.90	Tr. Hematite				
03.28	306.32	100	0.94	STRUCTURE TOP 1m has thin mylonite sh @ 10° & below 1m med green Mylonite MINERALIZATION: tr Py				
				287.0 - 290.20 ANID - FRESH Black med grained ANDROSITE DYKE ALMOST DIORITE. MATRIX ARE RELATIVELY Fresh some CRADLE QZ UN BY weak calcite as veins and in matrix Possibly microcline - granodiorite ?? STRUCTURE L.C 30° & both connect SHARP - CHILL MARG QV 40° & MINERALIZATION - < 1% Py	287.0	288.5	1.50	89325
					288.5	290.20	1.70	89326
				290.20 - 304.05 QZMZ Grey to dark gray med to c.g Bimimzule to granodiorite Some oxidation in fracture magnetite. - fine BULKY magnetite STRUCTURE: Relatively unsharpened. Rare 1/m thin green secondary qtz veins Mineralogy: - tr Py.				
				304.05 - 304.70 APLITE & QZ VEINS LT grey-white f.g. aplite, qtz - Fe oxide Small 1-5mm grey white qtz veins Trace pyrite - ilmenite, limonite in fractures. Quartz secondary along & below STRUCTURE V.C @ 30° & irregular L.C @ 90° & Mineralogy: trace Py - ilmenite	304.05	304.70	0.65	89327

Interval		Rec'y %	RQD	DESCRIPTION	Interval		Core Width	Sample No.		
From	To				From	To				
06.32	309.37	100	0.95	304.70 - 312.20 QZMZ						
09.33	312.42	100	0.95	Grey-Pink Qtz matrix. MED to 6.5m						
12.42	315.47	100	0.95	Patchy, scattered all of Pige. in patches						
15.47	318.52	100	0.95	Hematite. small Qtz-vein veins to 1-2mm						
18.52	321.56	100	0.95	15° α . Minor pyroxenic phases. Transition						
21.56	324.61	100	0.95	Contact with next unit						
24.61	325.53	100	0.43							
25.53	327.66	0.94	0.51	312.20 - 324.54 QZMZ - ALASKITE:	312.20	313.50	1.30	89328	Qtz rich QZMZ ex. Py	
27.66	330.71	100	0.50	Light white-to greenish grey, equiaxed Qtz-125um - P.M.L. K-feldspar granite Qtz in late perthitic cavities. > 25%. Patchy, green spinels (FLOUKITE?) Qtz rich (vein & patches) c 312.20 - 313.50						
				324.61 - 324.84 ANID (DACITE)	324.61	324.84	0.23	89329	ANID	
				Thin 20cm green-grey dyke. v.f.g granular & screened dk green equiaxed phenos Fractured & brecciated Qtz vein at top & bottom	324.84	325.45	0.61	89330	QZMZ	
				324.84 - 325.45 QZMZ	325.45	325.84	0.39	89331	APLITE ex Py	
					325.84	326.30	0.46	89332	QZMZ	
					326.30	326.80	0.50	89333	ANID Qtz vein + Py at top & bottom	
				325.45 - 325.84 APLITE	326.80	327.46	0.86	89334	QZMZ	
				Lt white-yellow aplite dyke	327.46	328.00	0.34	89335	ANID	
					328.00	329.00	1.00	89336		
				325.84 - 326.30 QZMZ	329.00	329.50	0.50	89337		
				326.30 - 326.80 ANID & 3cm Qtz vein at bottom contact c 1 c 45° α	329.50	330.15	0.65	89338	Qtz vein QZMZ/15° α Py 2% ex Py	
				326.80 - 327.66 QZMZ						
				327.66 - 328.00 ANID + Qtz UNS + Py						
				Qtz vein max 5cm core grey white SX ribbed Qtz > 2 phases ex.						
				328.00 - 329.50 QZMZ Qtz vein & slightly scattered all QZMZ						
				329.50 - 330.15 SXVN - QUARTZ SULPHIDE VN BY SX in 2% Py + 11% APY?						

Interval		Recy %	RQD	DESCRIPTION			Interval		Core Width	Sample No.	
From	To						From	To			
30.71	333.76	100	0.76	330.15-334.3 QZM2 - QZ stockwork	Box	78	330.15	331.15	1.0	89339	
33.76	336.8	100	0.72	: Cream yellow matrix depleted, med grained.			331.15	332.15	1.0	89340	
36.8	339.85	100	0.92	: Pervasive grey quartz stockwork 1-3mm wide veinlets,			332.15	333.15	1.0	89341	
39.85	342.9	100	0.75	various attitudes, shallow (15°) &			333.15	334.3	1.15	89342	
42.9	345.95	100	0.87	: Less green yellow sericite healed fractures.							
45.95	348.35	96	0.56	MINERALIZATION: ~10% pyrite lenses assoc with QZ veinlets,							
48.35	350.22	93	0.23	possibly trace aspy.							
50.22	352.04	100	0.96								
52.04	355.09	100	0.94	334.3-340.15 QZM2 coarse fractured							
55.09	358.14	100	0.62	: Pink to cream mottled.							
58.14	361.19	100	0.82	STRUCTURE: sericite healed fractures & thin grey quartz							
61.19	363.02	100	0.30	healed fractures veinlets, latter at ~50-70° &							
63.02	366.06	100	0.63	ALTERATION: Upper 1.5M devoid of veining/fractures							
66.06	369.11	100	0.71	becomes abundant then pervasive at 368m;							
69.11	372.33	100	0.91	Matrix depleted or altered to sericite + muscovite;							
70.33	373.38	100	0.58	MINERALIZATION: Trace-10% pyrite blebs, silvery + iridescent							
73.38	376.43	100	0.84	black, increased amount where sericite cracks fracture core;							
76.43	379.48	100	0.96	Trace specular hematite;							
79.48	382.52	100	0.82								
82.52	385.57	100	0.94	340.15-343.2 QZM2 - stockwork			340.15	340.8	0.65	89343	17 - sulphide bands
85.57	388.62	100	0.88	: Same unit as 330.15-334.3m. Increased amt of			340.8	342	1.2	89344	QZ stockwork - galena?
88.62	391.67	100	0.74	sericite healed fractures, slight decrease v grey QZ			342	343.2	1.2	89345	sericite & QZ fracturing
				veining, random orientations							
				MINERALIZATION: Trace py dissemin through QZM2, up to							
				10% assoc with grey QZ veinlets; Greyish black							
				QZ + black sulphidic bands, 300-150° & 3cm or 1cm							
				wide at 340.45 + 340.78m;							
				343.2-348.8 QZM2			343.2	344.2	1.0	89346	tr py, tr apy?
				: Same unit as 334.3-340.15 fracturing decreases with			344.2	345.2	1.0	89347	~10% py, tr apy?
				depth, becomes rare at 348m.			345.2	346.2	1.0	89348	tr-10% py
				ALTERATION: Matrix depleted in upper unit, strongly chloritized			346.2	347.2	1.0	89349	tr py
				in lower 1/3; feldspar bleached cream; quartz opaque			347.2	348.0	0.8	89350	tr-10% py, tr apy?
				& grey			348.0	348.8	0.8	89351	10% py, tr apy
				MINERALIZATION: ~10% or less py as blebs and lg specks							
				dissem through core; increased amounts where fracturing							
				concentrated but not restricted to the fractures.							

Interval		Rec'y %	RQD	DESCRIPTION			Interval		Core Width	Sample No.	
From	To						From	To			
	348.8 - 361.65			QZM2 - medium-fine grained, igneous texture strong : Pale brown/beige to pink; Ep → cream with clay; qz → grey opaque; 3% mafics → biotite + muscovite, remnant hornblende shapes; Strong pink color after 355m. Ep → sericite; Structure: Sericite healed crackle fracture from 351.25 - 352m; Occasional sericite / qz beige Ep veins to 2mm width 100%; Mineralization: Trace V.F.g. py specks dissem, assoc with altered mafics; Trace → 10% specular and red hematite, causes pink coloring of core.							
	361.65 - 390.33			QZM2 - variable altered: : Strong preserved igneous texture, patchy alteration - pink, cream/bleached with sericite replaced Ep. Mafics altered to silvery white and grey minerals (muscovite + ?) Structure: Occasional sericite + beige clay healed fractures, Moderate clay altered groundmass makes broken core from 365.65 - 366.25m; Occasional grey quartz + beige white mica Ep veins to 2mm width 40-50%; Mineralization: Trace py assoc with altering mafics dissem as f.g. specks through core;							
	390.33 - 374.9			QZM2. : Upper 50cm green from pervasive sericite healed crackles etc. : Core green with beige/pink mafic depleted; sericite + qz and grey quartz filled fractures common; Ep bleached cream/beige; Clay alteration of Ep + groundmass mixes with depth; mafics weakly preserved after 372.1m (altered to chlorite/actinolite); Mineralization: Trace py dissem specks within QZM2; Trace specular hematite;	Bar 85	390.33	371	0.67	89352	Final ground and clay alteration to green qz + mica (P) bearing	
					Bar 86	374.9	374.9	0.6	89353	White SKVN	
	374.9 - 375.1			QZM2: sheared contact margin: : Purple then green banded, parallel shear fabric, 40°; : Strongly clay altered contact zone with RSP.							

Interval		Rec'y %	RQD	DESCRIPTION		Interval		Core Width	Sample No.		
From	To					From	To				
				375.1-389.5 ROPF. flow laminated : Varying colors and fabrics rock is a grey, greenish green, sometimes bleached white, flow laminated aphanitic groundmass with 10% aculeate to sub rounded quartz grains and 50% sericite with lg plinths both up to 5mm size; STRUCTURE: 375.1-375.7: strong flow banding, 30% consolidated, with rounded fragments with brown (hematite) stained groundmass and 1-2mm beige bleached cm; 375.7-384.3: greyish green to greenish grey with sections of flow laminated groundmass. 384.3-385.3: bleached white groundmass with halite grey cores of vesicles 1-2mm; 385.3-389.5: medium greyish green to green groundmass with sections w/o flow laminations. Complete sericitization of groundmass from 389.45m down. Mineralization: Trace quartz blubs disseminated through core; Contents: V.C. wavy 400 μ ; L.C. breccias; QZM \pm stepped, ~ 400 μ .							
				389.5-394.02 QZM \pm : Beige to green mottled, medium grained, strong igneous texture; : Matrix aphanitic to silty white beige due to lg alteration to cream clay and green sericite; : Porphyry size 1/2 to 1 mm of healed halite fractures decrease in depth core after 392.5m; : Strong calc alteration QZM \pm enclosing a grey and/or red fragment at 390.35m; Mineralization: Trace of disseminated through core, \leq 10% rounded with largest at 390.35m.	Box	88	389.5	390.5	1.0	89355	Change in color - rising and QZM \pm

Interval		Rec'y %	RQD	DESCRIPTION	Interval		Core Width	Sample No.			
From	To				From	To					
394.72	394.72	100	0.66	394.02 - 394.6 AN/D - microporphritic.							
394.72	397.76	100	0.81	: tall grey							
397.76	400.81	100	0.71	: Contacts sharp 40°;							
400.81	405.86	100	0.69	: Minor white filled (qtz-cb) fractures							
405.86	406.91	100	0.65	: Trace lg. pyrite							
406.91	409.96	100	0.72	-							
409.96	413	100	0.50	394.6 - 409.2 QZMz							
413	416.05	100	0.58	: Overall greenish hue; wk altered patchy							
416.05	419.1	100	0.65	: Sections of pink/grey/beige - sp → sericite or beige w/d.							
419.1	422.15	100	0.77	: Hk. line to mm sericite/chlorite + beige/white clay fractures							
422.15	425.2	100	0.64	shallow angles to C.A.							
425.2	428.24	100	0.85	: Rare white qz lenses and sericite/ltz shows ~30°.							
428.24	431.29	100	0.52	: Matrix gone or altered with sericitic rims.							
431.29	432.97	95	0.46	: Trace lg. py dissem.							
432.97	436.02	100	0.39	: Grain size decreases at 406.4m, increased fracturing.							
436.02	439.06	100	0.81								
439.06	440.44	100	0.26	408.2 - 409.15 QZMz	Box	71/62	408.2	409.15	0.95	89356	qtz-sulfide str. r. qz
440.44	442.26	100	0.94	: Greenish white mottled; coarse grained							
				: Residual beige clay healed fractures, occasional grey							
				qtz-sulfide str. r. qz; assoc with yellow chlorite ~65°.							
				: Py concentrated on grey qz str. r. qz. sil. trace							
				409.15 - 413.63 QZMz - Brecciated	Box	92	409.15	410.75	1.6	89357	Circle fractured.
				: Bleached; pale green, red-fne green.			410.75	411.25	0.5	89358	: Brecciated
				: Progressive crosscutting sericite/ltz + fine qz			411.25	411.5	0.25	89359	4cm HLBX in sample
				veins & fractures cause brecciated fabric. Redox. rmt			411.5	412.35	0.85	89360	Sheared veins
				orientation to sericite/ltz (latter event) 45°.			412.35	413.1	0.75	89361	Sheared.
				: A 4cm HLBX, black matrix hosting QZMz + qz frags 60°			413.1	413.63	0.53	89362	Sheared sections, qz stockwork, etc.
				at 411.27m.							
				: Fracture intensifies at depth, forms wk shear fabric							
				to QZMz							
				: Up to 10% py, dissem. blebs & specks; trace - 1% silvery							
				mineral, interstitial - stibite? r. qz?							

Interval		Rec'y %	RQD	DESCRIPTION			Interval		Core Width	Sample No.	
From	To						From	To			
	413.63 - 414.08			RHYL (Ductile)	Box	92	413.63	414.08	0.45	89369	
				: Grey, aphanitic - phenos of pyrite + grey gr - gr ore round to angular.							
				: U.C. has ~ 85% broken ore, h.c. strong sericite altered with white qz swells.							
				: 1-2% py replacing phenos.							
	414.08 - 414.3			GZMZ			414.08	414.3	0.22	89369	
				: white bleached, sericite fractured.							
	414.3 - 414.6			RHYL			414.3	414.6	0.3	89364	
				: Same unit as 413.63							
				: 2-3% py replacing phenos							
				: Contacts 65° of h.c. causes sericite box of GZMZ							
	414.6 - 414.9			GZMZ			414.6	414.9	0.3	89365	
				: Bleached white/grey.							
				: Upper 3cm box.							
	414.9 - 415.13			RHYL			414.9	415.13	0.23	89366	
				: As below - microporphyr. h.c. Contacts 70-80° of.							
				: 2% py							
	415.13 - 425.2			GZMZ - Brecciated			415.13	416.53	1.4	89367	Sericite shears
				: Rock fractured GZMZ, identical to 409.15-413.63.			416.53	417.49	1.45	89368	Sericite shears + qz stockwork.
				: Fracturing decreases with depth.							
				: Trace - 1% disseminated py specks							
	425.2 - 429.08			GZMZ							
				: Greenish beige med. grained: Occasional sericite hosted fractures, shallow to C.A.							
				: 1mm grey filled shear parallel C.A. from 428.3 - 429.97m							
				: Weak clay altered + brecciated zone related to above fracture 429.1 - 429.3m.							
				: Trace py dissemin.							

Interval		Rec'y %	RQD	DESCRIPTION	Interval		Core Width	Sample No.	
From	To				From	To			
426	443.48	100	0.77	432.08 - 433.28 QZM2 - Brecciated					
426	443.48	100	0.77	432.08 - 433.28 QZM2 - Brecciated	432.08	433.28	1.2	89370	brecciated showed
443.48	446.58	100	0.80	: Core supported QZM2 brecciated by strong sericite					
446.58	449.6	100	0.80	actued groundmass + 5% dk grey (sericite) to black					
449.6	452.68	100	0.69	veinlets - 2cm avg. H&P shear cut 433.23m.					
452.68	455.68	100	0.73	: Blocky ore, thin clay shears.					
455.68	458.72	100	0.76	: 100% py. increase cont assoc with core veinlets.					
458.72	461.77	100	0.78						
461.77	464.82	100	0.77	433.28 - QZM2					
464.82	467.87	100	0.57	: Pale green light pink beige; mottled medium green.					
467.87	470.91	100	0.89	: Matrix alter to beige + grey minerals. Ep bleached or					
470.91	473.96	100	0.91	pale green. Weak to moderate clay act of groundmass.					
473.96	477.01	100	0.86	: Locally crackle fractured with beige healed veinlets to					
477.01	479.76	100	0.87	4mm width.					
479.76	482.8	100	0.81	: Rare RMH patches/inclusions seen.	441.41	442.16	0.75	89371	Qtz/clay/py fracture
482.8	485.85	100	0.98	: Grey/black quartz/sulphide + black clay 1mm fracture					
485.85	488.9	100	0.98	parallel C.A. 441.41 - 442.16 m.					
488.9	492.01	100	0.88	: 1% pyrite dissemin. specks, trace opacite hematite					
492.01	495.15	100	0.89	: Start getting remnant hb + hb → biotite at 467m.	467.87	469.77	1.0	89372	10% blebby py. fresh veins.
495.15	498.2	100	0.89	: Sericite alteration increases at 482m.					
498.2	501.4	100	0.71	: From 485.85 - 486.1 have quartz flooding + pink apfite/ permatite lenses. At 491.5m start getting grey/white opaque fz veinlets to 6mm width shallow angles to C.A.; fracturing increases.	485.68	486.3	0.62	89373	5% py, trace - 1% asp, g/sericite actued.
				491.5 - 501.4 QZM2					
				: Same int as above, increased fracturing healed by beige clays.					
				: Opacite white ± grey quartz veinlets to 6mm width, shallow to core axis.					
				: Bottom 40cm start getting Qz-FP pinkish grey permatite lensing, 30° ±	500.7	501.4	0.7	89374	1% py tr apy? dk quartz stringers.
				Mineralization: Trace - 1% py in QZM2 + permatite possibly trace apy at upper contact where pegs start (501m); Minor dk grey fz hairline stringers, 70° ±.					
				END OF HOLE					

AURUM GEOLOGICAL CONSULTANTS INC.

DIAMOND DRILL LOG

HOLE No. 2127

Page 1 of

Property: <u>Orni - Gordonell</u>	NTS	Claim	Elevation	Azimuth	Length	Dip
Coordinates	Dip Tests	Advance	Depth	Date Collared	Date Completed	
Purpose: <u> </u>	Drilled by			Assays by	Logged by	

Interval		Recy %	RQD	DESCRIPTION		Interval	Core Width	Sample No.		
From	To									From
				Quick log of drill hole: 0-1.8 DVB						
				1.83-4.19 GZM2 : Variably altered solid ore. : Laminar alt ^c strong to 27m : Very little sericite alteration in interval. : Slight intense limonite + clay altered streaks ~50% including 15cm gouge at 21.95-22.1m						
35.02	36.58	100	0.68	: Trace malachite on fracture surface at 17m. : Crackle fractured 35.23-36.4m. Mineralization Trace - 10% py dissem. specks, 2% in grey sections of core; Trace - 10% specular hematite; Possibly spotty trace apy.	Box 9	35.23	36.4	1.17	89375	10% py
				61.9-63.1 ROP : Pale greenish white with 45cm limonite stained mid-section; upper + lower 10-15cm darker green. : Malachite - strong clay alteration of f.p. phenos. : Strong flow laminated throughout, 300% : Contacts sharp, 300%.						
71.63	73.15	100	0.53	63.1-84.5 GZM2 : Start getting sericite alteration, core mostly pink to grey, mottled.	Box 17	71.8	72.8	1.0	89377	trace CP, trace py in grey v. l. k. parallel C.A.
73.15	74.68	100	0.90	: Upper 1m has pink fine grained k-sper flooded sections.	Box 18	74.5	75	0.5	89376	20% py grey GZM2
74.68	76.2	100	0.77	: White healed fractures to 3mm width becoming more common 40-60° S. Start getting GZ + sericite healed fractures sub-parallel ore axis. Mineralization: Trace - 10% py in pink ore, 1-2% interstitial + dissem specks in green ore; Trace chalcopirite seen in dk grey fracture parallel C.A. at 72.51m						

Property	NTS	Claim	Elevation	Azimuth	Length	Dip
Coordinates	Dip Tests	Advance	Depth	Date Collared	Date Completed	
Purposes	Drilled by			Assays by		Logged by

Interval From	Interval To	Rec'y %	RQD	DESCRIPTION	Box	Interval From	Interval To	Core Width	Sample No.		
				84.5- 90 GZM2 ± AN/D - Solid Core.							
				: Pink mottled nod. gran. GZM2 ± narrow pale grey amphibole and/or dikes; very little xenite alteration.							
88.39	89.12	100	0.58	: Bare clay healed fractures in GZM2	Box	21	88.39	89.25	0.86	89378	trap, tr py GZM2
				: AN/D contacts sharp & broken in Box 8.							
				: Trace py up to 1% in GZM2, trace - 1% py dissim. in AN/D. Possibly trace apy within grey fractured sections of GZM2.	Box	21/22	89.25	89.9	0.65	89379	AN/D - tr-10% py, apy?
94.5	96.01	100	0.63	: Short splines short group & intensely clay altered sections of GZM2 from 91m	Box	22	94.75	95.55	0.8	89380	GZM2 - clay altered, cracks fractured, dk grey xenite
				90- 98.5 GZM2 - wk clay alt.							
				: Pink, m. green mottled solid core, occasional thin clay altered (grape) sections from 91m-98.5m							
				98.5- 155.11 GZM2 - solid core.							
				: Pink, m. green mottled, med. grey red.							
				: Occasional (mat) clay healed fractures sub parallel to core axis.							
				: Better clay healed fractures increase with depth, never become pervasive							
153.92	155.45	100	0.86								
155.45	156.98	100	0.64	155.11- 155.83 AN/D -							
				: Minor clay altered GZM2 grey, with dk grey clay (py) xenite coarse, irregular fabric.			155.11	155.34	0.25	89381	GZM2 - 1% py
				: Pale grey AN/D, 50% dk grey altered mafic phenos; angular to latit shaped.			155.34	155.6	0.26	89382	AN/D - tr py, trap.
							155.6	155.83	0.23	89383	GZM2 - as 155.11, 10% py
				155.83- 165.9 GZM2							
164.59	166.12	100	0.65	: Solid core, increased xenite all of Feldspar, greenish pink hue to core.	Box	40	165.65	165.9	0.25	89384	GZM2, grey, 1-2% py
166.12	167.64	100	0.48								
167.64	169.17	100	0.53	: Trace dissim. py specks. Increases nearing contact with AN/D at 165m.							

Interval		Recy %	ROD	DESCRIPTION		Interval		Core Width	Sample No.	
From	To					From	To			
	165.9 - 167.5			AN/D (DIORITE OR GABBRO) !! UNIQUE : Upper contact wavy, 20° : Core is: dk black, micro-gabbro looking; 30% white altered : Generally pale light grey, 5-8% (white altered spots (pheno?) : Lower contact 45° sharp - POSSIBLY S&Bx Host Rock?	Box 40	165.9	167.25	1.85	89385	tr 21
	167.5 - 174.59			AN/D. : Pale grey color with white healed fractures & gashta : common Mn carbonate : 30% subhedral beige/green altered mm sized : pheno, some replaced by pyrite. : Pyrite present replacing pheno and as trace f.g. : occasional sections with dk green Mica replacement of : angular pheno. : Lower contact sharp, good	Box 40	167.75	169.75		89386	AN/D.
172.1	172.74	106	Ø 7		Box 41	170.98	172.26		89387	AN/D - apy?
	174.59 - 181.36			GZME. : Split core to 175.27 m, broken + intense cracks fractured often.						
				Pull out box 43 for sampling: Description below.						

Interval		Recy %	RQD	DESCRIPTION	Interval		Core Width	Sample No.
From	To				From	To		
	181.36 - 192.91			GZMT : Solid pervasive pink stained core, clay all of groundmass stronger at 188.98 - corresponds to increase in sericite all : At 188.98 start getting milky white veinlets to 4mm width ~60-700x : Broken blocky core 192-193 feet (192.02m)				
	192.91-193.46			AN/D - 500x contacts; 192.91-193.06 & 193.16-193.46;				
	193.46 - 197.01			GZM2 : Began to green all of fp dark green mica replacement within grainmass, irr grained, irregular in size.				
	197.01 - 201.03			AN/D : Grey, blocky broken core: phases block to dk green. : Reduce to NO AT 199.03m. : Pervasive white leached gashes : Upper contact ~90° & lower contact irregular, ~300x				
	201.03 - 209.89			GZM2: red stained, pink spotted.				
	209.89 - 212.69			AN/D. : Upper contact marked by black matrix + interstitial sulphide stain 2cm wide 200x. : Dk grey groundmass, dk green mica replacement of phases : Lower contact sharp, ~300x.				
	212.69 - 234			GZM2 : Pink, beige spotted. : Fracturing increases at 232.5m				

Interval		Rec'y %	RQD	DESCRIPTION	Interval		Core Width	Sample No.
From	To				From	To		
	234-235			SHEAR ZONE : Sheared (swirled texture) QZM2 + clay healed fracture AND DK GRAY AND WITH DK GREEN MICA REFRACTORY OF MINOR.				
	235-255.53			QZM2 : pink grey QZM2 good igneous texture				
	255.53-257.47			AND : dk grey with pervasive hairline white fracturing. ↓ ← 1:ds taken off & core glued at → ↓				
	257.47-278			QZM2 as before : pervasive sericite healed fractures in lower 2/3 of interval.				Good looking vein in box 61 (~250m)
	278-283.46			QZM2 : Intensely crackle fractured to brecciated QZM2 : strong sericite alteration : sulphides present.				
	283.46-321.44			QZM2. as 2535m.				
	201.44-318.66			AND : minor parts/intervals of strongly crackle fractured to brecciated QZM2 : HLBX < 100um margins on AND from 312.65-315.11m.				
	318.66-354.78			QZM2 - sericite altered.				
	354.78-363.63			QZM2 : crackle fractured, strong sericite, sulphide veining.				
	363.63-375.47			RQFP : flow laminated margins.				

AURUM GEOLOGICAL CONSULTANTS INC.

DIAMOND DRILL LOG

HOLE No. 75-27

Page 6 of 9

Property	NTS	Claim	Elevation	Azimuth	Length 2213'	Dip
Coordinates	Dip Tests	Advance	Depth	Date Collared	Date Completed Dec. 6/95	
Purposes	Drilled by		Assays by		Logged by W.D. Mann	

Interval		Rec'y %	ROD	DESCRIPTION	Interval		Core Width	Sample No.	
From	To				From	To			
384.66	387.71	100	.84	384.26 - 394.40 m QZMZ - Quartz Monzonite					
387.71	390.75	100	.85	- pink & green mottled - sericite altered, hematitic					
390.75	393.75	100	.82	- no pyrite					
393.75	397.00	100	1.0	- narrow sericitic shears common					
397.00	400.20	100	.93						
400.20	403.25	100	.89	394.40 - 401.70 m HL BX - Mylonitic Breccia,					
403.25	406.30	100	.82	mostly QZMZ fragments, minor felsic & int. dyke	396.20	397.70	1.50	89388	~.3% py., grey mylonite ~ 30cm .005
406.30	409.50	100	.89	frags, esp. near lower contact	397.70	399.20	1.50	89389	~.2% py. .001
409.50	411.48	100	.35	- strong sericitic alteration	399.20	400.70	1.50	89390	Minz. dyke (AN/D), highly sheared, 30cm .001
				- weak py., <1% , increasing toward lower contact	400.70	401.70	1.00	89391	Minz. dyke & vein frags. .001
				- minor vein Qtz. fragments					
				- clay/gouge seams increasing below 398.5m, esp. below 400.0m					
				- grey mylonite ~ 15° @ 396.2m, 20cm wide					
				401.70 - 403.50 AN/D - Andesite Dyke	* 401.70	402.26	0.56	89392	3% aspy. needles, 2% py. .001
				* - well mineralized w/ v.f.g. aspy. needles (~0.2mm long)	* 402.26	402.77	0.51	89393	25cm QZMZ xenolith, ~1% aspy., 1% py. .001
				- bleached pale green brown	402.77	403.50	0.83	89394	<1% aspy., trace aspy. .001
				- aspy. in deformed veinlets & dissem.					
				- pale carb. veinlets & gashes - 4%					
				- irregular contacts					
				403.50 - 405.60m QZMZ - Quartz Monzonite	403.50	404.60	1.10	89395	.007
				- sheared, bleached pale green, sericitic	404.60	405.60	1.00	89396	.002
				- weak py. <0.5% , plus unidentified grey sulphides (trace)					
				- narrow weak clay/gouge seams common					
				- 12cm AN/D @ 404.8m					
				405.60 - 407.20m AN/D - Andesite Dyke	405.60	407.20	1.60	89397	Trace pyrite .001
				- 30cm QZMZ @ 406.3m					
				- bleached pale grey-green					
				- trace pyrite					

Property		NTS		Claim		Elevation		Azimuth		Length		Dip	
Coordinates				Dip Tests		Advance		Depth		Date Collared		Date Completed	
Purposes				Drilled by				Assays by				Logged by W.D. Mann	
Interval		Rec'y %	RQD	DESCRIPTION	Interval		Core Width	Sample No.					
From	To				From	To							
411.48	414.53	100	.84	407.20 - 408.15m QZMZ									
414.53	417.58	100	.85	- bleached, sheared, pale grey-green									
417.58	419.10	100	1.0										
419.10	422.15	100	.95	408.15 - 412.73m - AN/D - Andesite Dyke									
422.15	425.20	100	1.0	- bleached pale grey-green									
425.20	428.24	100	.89	- local py., <<1% - no apy. noted									
428.24	431.29	100	1.0	- 3% pale carb. veinlets									
431.29	433.43	100	.92										
433.43	436.47	100	.98	412.73 - 419.65m QZMZ - Quartz Monzonite									
436.47	439.52	100	.99	- pale green, mottled - sericitic - sheared									
439.52	442.72	100	1.0	- clay-coated fractures common									
442.72	445.77	100	0.51	- very low sulphides <<1% py.									
445.77	448.97	100	1.0										
				419.65 - 446.70 QZMZ - Quartz Monzonite	419.65	420.65	1.00	89398	black mylonitic shears, 2% py.	0.008			
				- mottled grey-green	420.65	421.65	1.00	89399	15cm AN/D, 1% py., stibnite on slickensides	0.001			
				- sericitic shearing common, solid core, rare clay fractures	421.65	422.35	0.70	89400	Irreg. AN/D w/ apy.	0.050			
				- local narrow black mylonite, esp. 419.65 - 420.6m	422.35	423.85	1.50	206726	1% py.	0.001			
				- strong sulphides, py. 1-2%, 1cm massive stibnite-sphalerite vein 50' @ 424.6m	423.85	424.85	1.00	206727	1cm stib.-sphal. vein	0.050			
				- apy. in narrow, irreg. AN/D @ 421.7 - 422.2m <<1%	424.85	426.35	1.50	206728	1% py.	0.001			
				- unidentified fig. grey sulphides common	426.35	427.85	1.50	206729	<1% py., 15cm AN/D	0.001			
				- AN/D: 15cm @ 420.6m, 15cm @ 427.5m	427.85	429.35	1.50	206730	<1% py, black shear 25' @	<0.001			
				- minor bright green mica	429.35	430.85	1.50	206731	1% py., tr. apy. (?) v. fig. sulphides	0.050			
				- locally up to 4% sulphides as v. fig. dissem. clumps, and shear veins	430.85	431.85	1.00	206732	1.5% py., " "	0.080			
					431.85	432.85	1.00	206733	2% py., " "	0.001			
					432.85	433.85	1.00	206734	3% py., tr. apy. (?) " " shear veins	0.001			
					433.85	434.85	1.00	206735	2% py., deformed py. shear veins	0.001			
					434.85	435.85	1.00	206736	" " " " " "	0.001			
					435.85	437.35	1.50	206737	1% + dissem. py.	0.001			
					437.35	438.85	1.50	206738	1.5% py., minor shear veins	0.017			
					438.85	440.35	1.50	206739	" " " " " "	0.001			
					440.35	441.85	1.50	206740	" " " " " "	0.006			
					441.85	443.35	1.50	206741	1% py. dissem.	<0.001			
					443.35	445.20	1.85	206742	1.5% py., black shear veins common	0.005			
					445.20	446.70	1.50	206743	1.5% py., sulphide matrix breccia shear vein	0.007			

Property		NTS		Claim		Elevation		Azimuth		Length		Dip		
Coordinates				Dip Tests		Advance		Depth		Date Collared		Date Completed		
Purposes						Drilled by			Assays by			Logged by		
Interval		Rec'y %	RQD	DESCRIPTION			Interval		Core Width	Sample No.				
From	To						From	To						
448.97	452.02	100	1.0	446.70-460.10m - QZMZ - Quartz Monzonite										
452.02	455.07	100	1.0	- pale green, mottled - sericitic alt'n.										
455.07	458.11	100	1.0	- similar to above unit, but much less shearing, less sulphides										
458.11	461.31	100	0.99	- very solid core, minor narrow sericite shears										
461.31	464.36	100	0.85	- dissem. py. < 0.1%										
464.36	467.41	100	0.79	- AN/D w/ irreg. contacts, < 10cm wide @ 452.2m										
467.41	470.61	100	1.0											
470.61	473.66	100	0.89	460.10-467.50m QZMZ - Quartz Monzonite			460.10	461.60	1.50	206744	1.5% py. dissem. + grey shears	0.034		
473.66	476.71	100	1.0	- similar to 419.65m - well mineralized, sheared			461.60	463.10	1.50	206745	1.5% py. dissem. + f.g. sulphides	0.062		
476.71	479.91	100	0.89	- grey & green mottled w/ narrow black shears common	*		463.10	464.10	1.00	206746	" " " + apy. w/ grey Q - 1cm wide	0.23		
				- sericitic alteration, trace bright green mica	*		464.10	465.10	1.00	47	3% sulphides - f.g. stib., sphal., apy. (?)	0.455		
				- solid core, clay-coated fractures common below 466.0m			465.10	466.00	0.90	48	2% dissem. py. + f.g. sulphides	0.165		
				- dissem. py. ~ 2% plus stibnite, sphalerite, trace apy.			466.00	467.00	1.00	49	2.5% py. - shear veins, f.g. sulphides	0.121		
				- and unidentified v.f.g. sulphides	*		467.00	467.50	0.50	206750	2.5% py., dissem. apy., 4cm stib. - Q-sphal. vein	0.500		
				- dark grey bxia ~ 35° ± @ 460.10m										
				467.50-473.32m AN/D - Andesite Dyke	*		467.50	468.00	0.50	206751	trace apy. needles, 1% py.	0.000		
				- pale grey-green w/ 3% pale carb. veins & gashes			468.00	469.50	1.50	52	< 1% py.	0.001		
				- solid core w/ healed sericitic shears			469.50	471.00	1.50	53	" "	0.011		
				- < 1% dissem. py., increasing to 1% near hairline			471.00	472.50	1.50	54	" "	0.000		
				- pyritic shear veins, dissem. apy. near contacts (v.f.g. needles)	*		472.50	473.32	0.82	206755	Trace apy. needles, 1% py.	0.001		
				- clay gouge @ 472.7m										
				- QZMZ xenolith @ 472.9m										
				473.32-477.85m QZMZ - sheared Quartz Monzonite			473.32	474.32	1.00	206756	1% dissem. py.	0.001		
				- green & grey mottled - strong sericitic shearing			474.32	475.45	1.13	57	1.5% py., dk grey shears, v.f.g. sulphides	0.016		
				- narrow dk grey pyritic mylonite shears, 5°-40° ±			475.45	476.85	1.40	58	" " " " " " "	0.003		
				- common			476.85	477.85	1.00	206759	" " " " " " "	0.003		

AURUM GEOLOGICAL CONSULTANTS INC.

DIAMOND DRILL LOG

HOLE No. 95-27

Page 9 of 10

Property		NTS		Claim		Elevation		Azimuth		Length		Dip	
Coordinates				Dip Tests		Advance		Depth		Date Collared		Date Completed	
Purposes				Drilled by				Assays by				Logged by W.D. Mann	

Interval		Rec'y %	RQD	DESCRIPTION	Interval		Core Width	Sample No.	
From	To				From	To			
479.91	482.96	100	1.0	477.85 - 483.66m AN/D - Andesite Dyke	477.85	478.85	1.00	206760	1.5% py., v.f.g. sulphides, dk. grey shears
482.96	486.16	100	1.0	- pale grey green w/ dk green → bright green phenos.	478.85	480.00	1.15	61	2% py., " " " " " "
				- solid core cut by dk. grey mylonitic shears	480.00	481.20	1.20	62	1% py. " " , stib. on shear
				0° - 40° +, strongest @ lower contact 20° ±.	481.20	482.40	1.20	63	1.5% py. " " " " " "
				- 4% pale carb. veins + gashes	482.40	483.66	1.26	206764	" " " " " "
				- 1-2% dissemin. py. & in shears/veins plus abundant v.f.g. grey sulphides - local stibnite on shear planes - trace apy. (?)					
				483.66 - 504.90m QZMZ - Quartz Monzonite	483.66	484.16	0.50	206765	2% py., strong dk. grey mylonitic shears
				- green mottled, sericitic alt'n.					
				- weak, locally med. shearing w/ minor dk. grey mylonitic shears					
				- < 1% pyrite generally					

APPENDIX C
DRILL HOLE SUMMARIES
ANALYTICAL REPORTS

LIST OF ABBREVIATIONS IN SUMMARY LOGS

OVER	Over burden
FAULT	Fault
Goug	Fault Gouge
QZMZ	Quartz Monzonite-granodiorite
AN/ D	Mafic (Andesite) dyke
RHYL	Rhyolite dyke
RQFP	Rhyolite Quartz-Feldspar Porphyry
RH/ D	Rhyolite Dyke
HLBX	Hetrolithic Breccia
SXBX	Sulphide Breccia
PEG	Pegmatite
APLITE	Aplite

Summary DDH-95-23					
From	To	M	Lithology	Sample #	Au oz/t
0.00	2.44	2.44	CASING	-	-
2.44	92.14	89.70	QZMZ	-	-
92.14	92.86	0.72	AN/D	-	-
92.86	126.00	33.14	QZMZ	-	-
126.00	132.06	6.06	AN/D	-	-
132.06	153.50	21.44	QZMZ	-	-
153.50	154.90	1.40	AN/D	-	-
154.90	162.74	7.84	QZMZ	-	-
162.74	172.90	10.16	AN/D	-	-
172.90	193.23	20.33	QTMZ	-	-
193.23	194.00	0.77	AN/D	-	-
194.00	198.45	4.45	QZMZ	-	-
198.45	200.22	1.77	AN/D	-	-
200.22	230.10	29.88	QZMZ	-	-
230.10	231.00	1.00	QZMZ	83756	0.001
231.10	232.10	1.00	QZMZ	83757	0.001
232.10	233.10	1.00	QZMZ	83758	0.001
233.10	234.10	1.00	QZMZ	83759	0.001
234.10	234.60	0.50	QZMZ	39651	0.001
234.60	235.30	0.70	RHYL	39652	0.001
235.30	235.60	0.30	RHYL	39653	0.001
235.60	236.60	1.00	RHYL	83760	0.001
236.60	237.60	1.00	RHYL	83761	0.012
237.60	238.75	1.15	RHYL	83762	0.015
238.75	240.30	1.55	RHYL	83763	0.001
240.30	240.85	0.55	RHYL	39654	0.001
240.85	241.50	0.65	AN/D	39655	0.001
241.50	242.35	0.85	QZMZ	83764	0.001
242.35	243.35	1.00	QZMZ	83765	0.001
243.35	244.30	0.95	QZMZ	83766	0.001
244.30	245.30	1.00	QZMZ	83767	0.001
245.30	265.25	19.95	QZMZ	-	-
265.25	265.50	0.25	QZMZ	39656	0.001
265.50	266.00	0.50	QZMZ	39657	0.005
266.00	266.25	0.25	QZMZ	39658	0.019
266.25	273.6	7.35	QZMZ	-	-
273.60	273.90	0.30	QZMZ	39659	0.006
273.90	274.20	0.30	AN/D	39660	0.234
274.20	275.40	1.20	AN/D	39661	0.005
275.40	275.60	0.20	AN/D	39662	0.001
275.60	276.60	1.00	QZMZ	83768	0.001
276.60	288.85	12.25	QZMZ	-	-
288.85	289.30	0.45	QZMZ	83769	0.001
289.30	289.90	0.60	QZMZ	83770	0.007
289.90	290.80	0.90	QZMZ	83771	0.001
290.80	291.30	0.50	AN/D	83772	0.001
291.30	291.90	0.60	AN/D	83773	0.011
291.90	292.40	0.50	AN/D	83774	0.003
292.40	292.80	0.40	AN/D	39663	0.001
292.80	293.00	0.20	AN/D	39664	0.007

293.00	293.40	0.40	QZMZ	39665	0.001
293.40	301.05	7.65	AN/D	-	-
301.05	302.05	1.00	AN/D	83775	0.001
302.05	303.05	1.00	AN/D	83776	0.001
303.05	303.55	0.50	QZMZ	83777	0.001
303.55	305.05	1.50	AN/D	83778	0.001
305.05	305.60	0.55	QZMZ	83779	0.001
305.60	306.00	0.40	QZMZ	83780	0.001
306.00	307.00	1.00	QZMZ	83781	0.001
307.00	317.75	10.75	QZMZ	-	-
317.75	318.25	0.50	RQFP	39666	0.100
318.25	319.25	1.00	RQFP	39692	0.001
319.25	339.25	20.00	RQFP	-	-
339.25	340.35	1.10	RQFP	39667	0.019
340.35	340.55	0.20	RQFP	39668	0.012
340.55	341.55	1.00	QZMZ	39669	0.006
341.55	342.70	1.15	QZMZ	39670	0.001
342.70	343.05	0.35	AN/D	39671	0.002
343.05	344.05	1.00	AN/D	39672	0.008
344.05	344.45	0.40	QZMZ	39673	0.009
344.45	345.35	0.90	QZMZ	39674	0.003
345.35	346.35	1.00	RQFP	39687	0.001
346.35	347.35	1.00	RQFP	39688	0.001
347.35	348.10	0.75	RQFP	39689	0.006
348.10	349.25	1.15	QZMZ	39690	0.003
349.25	350.25	1.00	QZMZ	39691	0.001
350.25	350.55	0.30	QZMZ	39675	0.004
350.55	351.25	0.70	QZMZ	39676	0.001
351.25	352.25	1.00	QZMZ	39677	0.001
352.25	353.25	1.00	QZMZ	39678	0.001
353.25	354.15	0.90	QZMZ	39679	0.001
354.15	355.15	1.00	QZMZ	39680	0.002
355.15	356.00	0.85	RHYL	39681	0.002
356.00	357.00	1.00	QZMZ	39682	0.001
357.00	358.00	1.00	QZMZ	39683	0.001
358.00	358.35	0.35	QZMZ	39684	0.001
358.35	359.35	1.00	QZMZ	39685	0.004
359.35	360.35	1.00	QZMZ	39686	0.002
360.35	371.25	10.90	QZMZ	-	-
371.25	372.25	1.00	QZMZ	83782	0.002
372.25	372.60	0.35	QZMZ	83783	0.001
372.60	372.90	0.30	RHYL	83784	0.028
372.90	373.25	0.35	RHYL	83785	0.004
373.25	374.00	0.75	RHYL	83786	0.001
374.00	374.35	0.35	RHYL	83787	0.001
374.35	380.96	6.61	QZMZ	-	-
380.96	381.96	1.00	QZMZ	83788	0.001
381.96	382.96	1.00	QZMZ	83789	0.001
382.96	383.96	1.00	QZMZ	83790	0.001
383.96	384.96	1.00	QZMZ	83791	0.001
384.96	385.76	0.80	AN/D	83792	0.001
385.76	386.86	1.10	AN/D	83793	0.001

386.86	387.86	1.00	FAULT	83794	0.003
387.86	388.86	1.00	RH/D	83795	0.001
393.42	394.42	1.00	QZMZ	83796	0.001
394.42	394.82	0.40	GOUG	83797	0.005
394.82	395.82	1.00	AN/D	83798	0.001
395.82	402.61	6.79	QZMZ	-	-
402.61	403.61	1.00	QZMZ	39693	0.008
403.61	404.61	1.00	QZMZ	39694	0.033
404.61	405.61	1.00	SXBX	39695	0.464
405.61	406.21	0.60	SXBX	39696	0.550
406.21	406.61	0.40	SXBX	39697	0.589
406.61	407.41	0.80	SXBX	39698	0.325
407.41	408.41	1.00	QZMZ	39699	0.096
408.41	409.01	0.60	AN/D	39700	0.007
409.01	409.21	0.20	AN/D	39726	0.001
409.21	410.01	0.80	AN/D	39727	0.001
410.01	410.61	0.60	AN/D	39728	0.001
410.61	411.71	1.10	AN/D	39729	0.001
411.71	412.11	0.40	AN/D	39730	0.002
412.11	412.71	0.60	AN/D	39731	0.001
412.71	413.71	1.00	AN/D	39732	0.006
413.71	414.81	1.10	QZMZ	39733	0.002
414.81	415.81	1.00	QZMZ	39734	0.002
415.81	417.00	1.19	RHYL	39735	0.001
417.00	417.50	0.50	QZMZ	39736	0.001
417.50	418.30	0.80	RHYL	39737	0.001
418.30	419.40	1.10	QZMZ	39738	0.001
419.40	420.40	1.00	QZMZ	39739	0.001
420.40	420.80	0.40	AN/D	39740	0.002
420.80	421.65	0.85	QZMZ	39741	0.002
421.65	421.85	0.20	GOUG	39742	0.017
421.85	422.20	0.35	RH/D	39743	0.006
422.20	423.20	1.00	QZMZ	39744	0.004
423.20	424.20	1.00	QZMZ	39745	0.005
424.20	425.20	1.00	QZMZ	39746	0.002
425.20	426.20	1.00	QZMZ	39747	0.001
426.20	427.20	1.00	QZMZ	39748	0.001
427.20	427.95	0.75	QZMZ	39749	0.005
427.96	428.26	0.30	AN/D	39750	0.004
428.26	429.16	0.90	AN/D	39776	0.001
429.16	430.16	1.00	AN/D	39777	0.002
430.16	430.31	0.15	AN/D	39778	0.027
430.31	431.31	1.00	QZMZ	39779	0.001
431.31	432.31	1.00	QZMZ	39780	0.001
432.31	433.31	1.00	QZMZ	39781	0.001
433.31	442.78	9.47	QZMZ	-	-
442.78	443.78	1.00	QZMZ	39782	0.001
443.78	444.28	1.00	QZMZ	39783	0.001
444.28	444.78	0.50	QZMZ	39784	0.001
444.78	445.28	0.50	QZMZ	39785	0.001
445.28	445.78	0.50	QZMZ	39786	0.021
445.78	446.28	0.50	QZMZ	39787	0.016

Summary DDH-95-24					
From	To	M	Lithology	Sample #	Au oz/t
0.00	1.83	1.83	Casing	-	-
1.83	130.37	128.54	QZMZ	-	-
130.37	133.06	2.69	AN/D	-	-
133.06	156.01	22.95	QZMZ	-	-
156.01	158.16	2.15	AN/D	-	-
158.16	177.97	19.81	QZMZ	-	-
177.97	180.07	2.10	AN/D	-	-
180.07	198.10	18.03	QZMZ	-	-
198.10	200.22	2.12	AN/D	-	-
200.22	230.73	30.51	QZMZ	-	-
230.73	233.47	2.74	AN/D	-	-
233.47	238.32	4.85	QZMZ	-	-
238.32	239.85	1.53	AN/D	-	-
239.85	241.74	1.89	QZMZ	-	-
241.74	243.10	1.36	AN/D	-	-
243.10	246.90	3.80	QZMZ	-	-
246.90	248.65	1.75	AN/D	-	-
248.65	249.40	0.75	QZMZ	-	-
249.40	250.30	0.90	QZMZ	83799	0.016
250.30	251.54	1.24	QZMZ	83800	0.006
251.54	294.90	43.36	QZMZ	-	-
294.90	295.60	0.70	HLBX	83901	0.001
295.60	296.11	0.51	HLBX	83902	0.030
296.11	297.54	1.43	RQFP	83903	0.018
297.54	311.51	13.97	RQFP	-	-
311.51	312.42	0.91	RQFP	83904	0.001
312.42	313.94	1.52	RQFP	83905	0.001
313.94	315.47	1.53	RQFP	83906	0.001
315.47	317.00	1.53	RQFP	83907	0.002
317.00	318.52	1.52	RQFP	83908	0.001
318.52	320.04	1.52	RQFP	83909	0.001
320.04	321.56	1.52	RQFP	83910	0.001
321.56	322.34	0.78	RQFP	83911	0.001
322.34	323.70	1.36	HLBX	83912	0.016
323.70	325.20	1.50	HLBX	83913	0.093
325.20	326.70	1.50	HLBX	83914	0.054
326.70	328.20	1.50	HLBX	83915	0.028
328.20	329.70	1.50	HLBX	83916	0.018
329.70	331.20	1.50	HLBX	83917	0.007
331.20	332.70	1.50	HLBX	83918	0.009
332.70	334.20	1.50	HLBX	83919	0.012
334.20	335.15	0.95	HLBX	83920	0.010
335.15	336.45	1.30	RQFP	83921	0.003
336.45	337.75	1.30	RQFP	83922	0.003
337.75	339.28	1.53	RQFP	83923	0.003
339.28	340.30	1.02	HLBX	83924	0.015
340.30	341.30	1.00	HLBX	83925	0.003
341.30	342.20	0.90	HLBX	38125	0.001
342.20	347.80	5.60	RQFP	-	-
347.80	349.00	1.20	RQFP	38126	0.015
349.00	349.90	0.90	RQFP	38127	0.020
349.90	350.84	0.94	RQFP	38128	0.015
350.84	352.17	1.33	HLBX	38129	0.014
352.17	353.50	1.33	HLBX	38130	0.012
353.50	355.09	1.59	QZMZ	38131	0.001
355.09	356.61	1.52	QZMZ	38132	0.001
356.61	358.14	1.53	QZMZ	38133	0.001

358.14	359.66	1.52	QZMZ	38134	0.001
359.66	361.19	1.53	QZMZ	38135	0.001
361.19	362.84	1.65	QZMZ	38136	0.001
362.84	385.20	22.36	QZMZ	-	-
385.20	386.70	1.50	HLBX	38137	0.001
386.70	388.20	1.50	HLBX	38138	0.001
388.20	389.23	1.03	HLBX	38139	0.001
389.23	446.28	57.05	HLBX	-	-
446.28	446.88	0.60	HLBX	38140	0.001
446.88	447.38	0.50	HLBX	38141	0.096
447.38	448.38	1.00	HLBX	38142	0.004
448.38	449.38	1.00	HLBX	38143	0.001
449.38	449.88	0.50	HLBX	38144	0.005
449.88	450.38	0.50	QZMZ	38145	0.064
450.38	450.83	0.45	QZMZ	38146	0.113
450.83	452.18	1.35	QZMZ	59435	0.018
452.18	452.58	0.40	QZMZ	38147	0.004
452.58	453.73	1.15	QZMZ	38148	0.852
453.73	455.40	1.67	QZMZ	38149	0.009
455.40	455.80	0.40	QZMZ	38150	-
455.80	456.40	0.60	QZMZ	59427	0.088
456.40	457.30	0.90	QZMZ	59428	0.173
457.30	458.20	0.90	QZMZ	59429	0.164
458.20	458.45	0.25	QZMZ	59430	1.907
458.45	458.85	0.40	QZMZ	59431	0.522
458.85	459.05	0.20	QZMZ	59432	0.739
459.05	459.50	0.45	QZMZ	59433	0.192
459.50	460.50	1.00	QZMZ	59434	0.007
460.50	487.08	26.58	QZMZ	-	-
487.08	487.60	0.52	QZMZ	59436	0.003
487.60	488.60	1.00	QZMZ	59437	0.014
488.60	489.50	0.90	QZMZ	59438	0.004
489.50	489.53	0.03	QZMZ	59439	0.011
489.53	498.03	8.50	QZMZ	-	-
498.03	498.53	0.50	QZMZ	59440	0.014
498.53	498.93	0.40	QZMZ	59441	0.174
498.93	499.14	0.21	QZMZ	59442	0.005
499.14	507.91	8.77	QZMZ	-	-
507.91	508.93	1.02	QZMZ	59443	0.001
508.93	510.08	1.15	QZMZ	59444	0.002
510.08	510.92	0.84	QZMZ	59445	0.001
510.92	551.97	41.05	QZMZ	-	-
551.97	552.11	0.14	AN/D	59446	0.002
552.11	580.79	28.68	QZMZ	-	-
580.79	581.76	0.97	QZMZ	59447	0.006
581.76	582.10	0.34	QZMZ	59448	0.025
582.10	583.00	0.90	QZMZ	59449	0.008
583.00	583.90	0.90	QZMZ	89401	0.001
583.90	584.25	0.35	QZMZ	89402	0.001
584.25	585.61	1.36	QZMZ	89403	0.001
585.61	586.33	0.72	QZMZ	89404	0.172
586.33	587.00	0.67	QZMZ	89405	0.030
587.00	588.00	1.00	QZMZ	89406	0.006
588.00	602.74	14.74	QZMZ	-	-
602.74	603.74	1.00	QZMZ	89407	0.001
603.74	604.83	1.09	AN/D	89408	0.001
604.83	605.93	1.10	AN/D	89409	0.001
605.93	607.42	1.49	QZMZ	89410	0.001
607.42	609.20	1.78	QZMZ	89411	0.001
609.20	610.20	1.00	AN/D	89412	0.001

Summary DDH-95-25					
From	To	M	Lithology	Sample #	Au oz/t
0	2.44	2.44	OVER	-	-
2.44	70.48	68.04	QZMZ	-	-
0	2.44	2.44	OVER	-	-
2.44	70.48	68.04	QZMZ	-	-
70.48	72.44	1.96	AN/D	-	-
72.44	90.12	17.68	QZMZ	-	-
90.12	111.00	20.88	QZMZ	-	-
111.00	115.23	4.23	AN/D	-	-
115.23	121.77	6.54	QZMZ	-	-
121.77	124.88	3.11	AN/D	-	-
124.88	143.67	18.79	QZMZ	-	-
143.67	147.99	4.32	AN/D	-	-
147.99	160.02	12.03	QZMZ	-	-
160.02	161.37	1.35	QZMZ	89431	0.001
161.37	162.72	1.35	QZMZ	89432	0.001
162.72	164.04	1.32	AN/D	89433	0.001
164.04	165.06	1.02	QZMZ	89434	0.001
165.06	166.12	1.06	QZMZ	89435	0.001
166.12	167.34	1.22	QZMZ	89436	0.001
167.34	168.60	1.26	QZMZ	89437	0.001
168.60	169.60	1.00	QZMZ	89438	0.001
169.60	170.70	1.10	QZMZ	89439	0.001
170.70	191.20	20.50	QZMZ	-	-
191.20	192.70	1.50	QZMZ	89440	0.001
192.70	194.11	1.41	QZMZ	89441	0.001
194.11	195.61	1.50	AN/D	89442	0.001
195.61	197.10	1.49	AN/D	89443	0.001
197.10	199.00	1.90	QZMZ	89444	0.001
199.00	210.17	11.17	QZMZ	-	-
210.17	210.67	0.50	QZMZ	89445	0.001
210.67	229.20	18.53	QZMZ	-	-
229.20	230.20	1.00	QZMZ	89446	0.001
230.20	231.20	1.00	QZMZ	89447	0.001
231.20	231.90	0.70	QZMZ	89448	0.001
231.90	250.56	18.66	QZMZ	-	-
250.56	251.06	0.50	QZMZ	89449	0.001
256.12	256.92	0.80	QZMZ	89450	0.090
256.92	257.40	0.48	SXBX	89451	0.001
257.40	257.90	0.50	RQFP	89452	0.009
257.90	294.10	36.20	RQFP	-	-
294.10	295.43	1.33	AN/D	89453	0.001
295.43	314.70	19.27	QZMZ	-	-
314.70	316.40	1.70	QZMZ	89454	0.005
316.40	323.13	6.73	QZMZ	-	-
323.13	324.10	0.97	QZMZ	89455	0.002
324.10	325.10	1.00	QZMZ	89456	0.001
325.10	326.10	1.00	QZMZ	89457	0.001
326.10	327.10	1.00	QZMZ	89458	0.001
327.10	328.10	1.00	QZMZ	89459	0.001
328.10	329.50	1.40	QZMZ	89460	0.001
329.50	352.40	22.90	QZMZ	-	-
352.40	352.90	0.50	QZMZ	89461	0.003
352.90	353.30	0.40	QZMZ	89462	0.001
353.30	353.80	0.50	QZMZ	89463	0.001
353.80	362.85	9.05	QZMZ	-	-
362.85	363.45	0.60	QZMZ	89464	0.003
363.45	363.95	0.50	QZMZ	89465	0.001

363.95	364.28	0.33	QZMZ	89466	0.003
364.28	364.95	0.67	AN/D	89467	0.001
364.95	366.24	1.29	AN/D	89468	0.033
366.24	366.84	0.60	AN/D	89469	0.002
366.84	367.50	0.66	QZMZ	89470	0.001
367.50	368.50	1.00	QZMZ	89471	0.001
368.50	369.91	1.41	QZMZ	89472	0.001
369.91	375.35	5.44	QZMZ	-	-
375.35	375.85	0.50	QZMZ	89473	0.001
375.85	376.70	0.85	AN/D	89474	0.002
376.70	377.90	1.20	AN/D	89475	0.016
377.90	379.20	1.30	AN/D	89476	0.006
379.20	380.70	1.50	QZMZ	89477	0.001
380.70	382.20	1.50	QZMZ	89478	0.001
382.20	383.42	1.22	QZMZ	89479	0.001
383.42	384.42	1.00	QZMZ	89480	0.001
384.42	385.90	1.48	QZMZ	89481	0.001
385.90	387.01	1.11	QZMZ	89482	0.001
387.01	388.01	1.00	QZMZ	89483	0.162
388.01	388.70	0.69	QZMZ	89484	0.005
388.70	390.20	1.50	QZMZ	89485	0.001
390.20	391.70	1.50	QZMZ	89486	0.001
391.70	393.20	1.50	QZMZ	89487	0.001
393.20	394.50	1.30	QZMZ	89488	0.001
394.50	403.50	9.00	QZMZ	-	-
403.50	405.00	1.50	QZMZ	89489	0.011
405.00	406.30	1.30	QZMZ	89490	0.005
406.30	407.75	1.45	QZMZ	89491	0.138
407.75	407.95	0.20	QZMZ	89492	0.001
407.95	408.40	0.45	QZMZ	89498	0.119
408.40	408.65	0.25	QZMZ	89499	0.001
408.65	409.65	1.00	QZMZ	89493	0.001
409.65	412.80	3.15	QZMZ	-	-
412.80	413.35	0.55	QZMZ	89494	0.001
425.60	425.80	0.20	QZMZ	89495	0.001
425.80	427.67	1.87	QZMZ	-	-
427.67	428.47	0.80	QZMZ	89496	0.001
428.47	428.47	0.00	QZMZ	-	-
428.47	435.62	0.94	PEG	89497	0.001
435.62	457.69	22.07	QZMZ	-	-
457.69	458.09	0.40	QZMZ	89500	0.001
458.09	458.37	0.28	HLBX	75026	0.001
458.37	458.94	0.57	QZMZ	75027	0.001
458.94	482.40	23.46	QZMZ	-	-
482.40	483.70	1.30	QZMZ	75028	0.001
483.70	492.00	8.30	QZMZ	-	-
492.00	493.00	1.00	QZMZ	75029	0.001
493.00	509.20	16.20	QZMZ	-	-
509.20	509.95	0.75	QZMZ	75030	0.001
EOH					

Summary DDH-95-26					
From	To	M	Lithology	Sample #	Au oz/t
0.00	2.44	2.44	CASING	-	-
2.44	3.20	0.76	QZMZ	-	-
3.20	14.35	11.15	QZMZ	-	-
14.35	15.25	0.90	AN/D	75031	0.001
15.25	46.76	31.51	QZMZ	-	-
46.76	48.08	1.32	AN/D	75032	0.001
48.08	53.65	5.57	QZMZ	-	-
53.65	54.56	0.91	QZMZ	75033	0.001
54.56	61.90	7.34	QZMZ	-	-
61.90	63.05	1.15	QZMZ	75034	0.001
63.05	91.10	28.05	QZMZ	-	-
91.10	91.70	0.60	QZMZ	75035	0.001
91.70	92.00	0.30	QZMZ	75036	0.001
92.00	92.60	0.60	QZMZ	75037	0.001
92.60	95.50	2.90	QZMZ	-	-
95.50	95.90	0.40	QZMZ	75038	0.001
95.90	138.68	42.78	QZMZ	-	-
138.68	139.90	1.22	QZMZ	75039	0.001
139.90	169.16	29.26	QZMZ	-	-
169.16	169.81	0.65	AN/D	75040	0.001
169.81	170.69	0.88	AN/D	75041	0.001
170.69	171.34	0.65	AN/D	75042	0.001
171.34	172.21	0.87	QZMZ	75043	0.001
172.21	199.40	27.19	QZMZ	-	-
199.40	200.40	1.00	QZMZ	75044	0.001
200.40	202.05	1.65	AN/D	75045	0.001
202.05	203.59	1.54	QZMZ	75046	0.001
203.59	209.40	5.81	QZMZ	-	-
209.40	210.31	0.91	HLBX	75047	0.001
210.31	211.84	1.53	HLBX	75048	0.001
211.84	213.36	1.52	HLBX	75049	0.001
213.36	214.44	1.08	HLBX	75050	0.001
214.44	214.44	0.00	QZMZ	-	-
214.44	258.90	1.40	QZMZ	89301	0.001
258.90	259.20	0.30	QZMZ	89302	0.001
259.20	260.40	1.20	QZMZ	89303	0.001
260.40	261.60	1.20	QZMZ	89304	0.001
261.60	262.60	1.00	QZMZ	89305	0.001
262.60	263.76	1.16	QZMZ	89306	0.004
263.76	264.76	1.00	AN/D	89307	0.001
264.76	266.20	1.44	AN/D	89308	0.013
266.20	267.76	1.56	QZMZ	89309	0.002
267.76	269.25	1.49	QZMZ	89310	0.003
269.25	270.55	1.30	QZMZ	89311	0.001
270.55	271.95	1.40	QZMZ	89312	0.002
271.95	273.35	1.40	AN/D	89313	0.012
273.35	273.94	0.59	AN/D	89314	0.012
273.94	275.14	1.20	AN/D	89315	0.001
275.14	276.60	1.46	QZMZ	89316	0.001
276.60	277.64	1.04	QZMZ	89317	0.003
277.64	279.30	1.66	AN/D	89318	0.001
279.30	280.95	1.65	AN/D	89319	0.003
280.95	282.60	1.65	AN/D	89320	0.003
282.60	284.00	1.40	HLBX	89321	0.003
284.00	285.00	1.00	QZMZ	89322	0.001
285.00	286.00	1.00	QZMZ	89323	0.001
286.00	287.00	1.00	QZMZ	89324	0.001

287.00	288.50	1.50	AN/D	89325	0.001
288.50	290.20	1.70	AN/D	89326	0.001
290.20	304.05	13.85	QZMZ	-	-
304.05	304.70	0.65	AN/D	89327	0.001
304.70	312.20	7.50	QZMZ	-	-
312.20	313.50	1.30	QZMZ	89328	0.001
313.50	324.61	11.11	QZMZ	-	-
324.61	324.84	0.23	AN/D	89329	0.001
324.84	325.45	0.61	QZMZ	89330	0.001
325.45	325.84	0.39	AN/D	89331	0.001
325.84	326.30	0.46	QZMZ	89332	0.001
326.30	326.80	0.50	AN/D	89333	0.001
326.80	327.66	0.86	QZMZ	89334	0.001
327.66	328.00	0.34	AN/D	89335	0.001
328.00	329.00	1.00	QZMZ	89336	0.001
329.00	329.50	0.50	QZMZ	89337	0.001
329.50	330.15	0.65	HLBX	89338	0.001
330.15	331.15	1.00	QZMZ	89339	0.001
331.15	332.15	1.00	QZMZ	89340	0.001
332.15	333.15	1.00	QZMZ	89341	0.001
333.15	334.30	1.15	QZMZ	89342	0.001
334.30	340.15	5.85	QZMZ	-	-
340.15	340.80	0.65	QZMZ	89343	0.01
340.80	342.00	1.20	QZMZ	89344	0.001
342.00	343.20	1.20	QZMZ	89345	0.001
343.20	344.20	1.00	QZMZ	89346	0.001
344.20	345.20	1.00	QZMZ	89347	0.001
345.20	346.20	1.00	QZMZ	89348	0.011
346.20	347.20	1.00	QZMZ	89349	0.001
343.20	348.80	5.60	QZMZ	-	-
348.80	374.90	26.10	QZMZ	-	-
374.90	375.10	0.20	QZMZ	-	-
375.10	389.50	14.40	RQFP	-	-
389.50	394.02	4.52	QZMZ	-	-
394.02	394.60	0.58	AN/D	-	-
394.60	408.20	13.60	QZMZ	-	-
408.20	409.15	0.95	QZMZ	-	-
409.15	413.63	4.48	QZMZ	-	-
413.63	414.08	0.45	RHYL	-	-
414.08	414.30	0.22	QZMZ	-	-
414.30	414.60	0.30	RHYL	-	-
414.60	414.90	0.30	QZMZ	-	-
414.90	415.13	0.23	RHYL	-	-
415.13	425.20	10.07	QZMZ	-	-
425.20	432.08	6.88	QZMZ	-	-
432.08	433.28	1.20	QZMZ	-	-
433.28	485.85	52.57	QZMZ	-	-
485.85	486.10	0.25	APLITE	-	-
486.10	491.50	5.40	QZMZ	-	-
491.50	501.00	9.50	QZMZ	-	-
501.00	501.40	0.40	PEG	EOH	-

Summary DDH-95-27					
From	To	M	Lithology	Sample #	Au oz/t
0.00	1.83	1.83	CASING	-	-
1.83	61.19	59.36	QZMZ	-	-
61.19	63.10	1.91	RDFP	-	-
63.10	84.50	21.40	QZMZ	-	-
84.50	90.00	5.50	QZMZ	-	-
90.00	98.50	8.50	QZMZ	-	-
98.50	155.11	56.61	QZMZ	-	-
155.11	155.83	0.72	AN/D	-	-
155.83	165.90	10.07	QZMZ	-	-
165.90	167.50	1.60	AN/D	-	-
167.50	174.59	7.09	AN/D	-	-
174.59	181.36	6.77	QZMZ	-	-
181.36	192.91	11.55	QZMZ	-	-
192.91	193.46	0.55	AN/D	-	-
193.46	197.61	4.15	QZMZ	-	-
197.61	201.63	4.02	AN/D	-	-
201.63	209.89	8.26	QZMZ	-	-
209.89	212.69	2.80	AN/D	-	-
212.69	234.00	21.31	QZMZ	-	-
234.00	253.50	19.50	SHEAR ZONE	-	-
253.50	255.53	2.03	QZMZ	-	-
255.53	257.47	1.94	AN/D	-	-
257.47	278.00	20.53	QZMZ	-	-
278.00	283.46	5.46	QZMZ	-	-
283.46	301.44	17.98	QZMZ	-	-
301.44	318.66	17.22	AN/D	-	-
318.66	354.78	36.12	QZMZ	-	-
354.78	363.63	8.85	QZMZ	-	-
363.63	384.26	15.84	RQFP	-	-
384.26	394.40	10.14	QZMZ	-	-
394.40	401.70	7.30	HLBX	-	-
396.20	397.70	1.50	HLBX	89388	0.003
397.70	399.20	1.50	HLBX	89389	0.001
399.20	400.70	1.50	HLBX	89390	0.001
400.70	401.70	1.00	HLBX	89391	0.001
401.70	402.26	0.56	AN/D	89392	0.001
402.26	402.77	0.51	AN/D	89393	0.001
402.77	403.50	0.73	AN/D	89394	0.001
403.50	404.60	1.10	QZMZ	89395	0.001
404.60	405.60	1.00	QZMZ	89396	0.002
405.60	407.20	1.60	AN/D	89397	0.001
407.20	419.65	12.45	QZMZ	-	-
419.65	420.65	1.00	HLBX	89398	0.008
420.65	421.65	1.00	QZMZ	89399	0.001
421.65	422.35	0.70	AN/D	89400	0.05
422.35	423.85	1.50	QZMZ	206726	0.001
423.85	424.85	1.00	QZMZ	206727	0.05
424.85	426.35	1.50	QZMZ	206728	0.001
426.35	427.85	1.50	QZMZ	206729	0.001
427.85	429.35	1.50	QZMZ	206730	0.001
429.35	430.85	1.50	QZMZ	206731	0.03
430.85	431.85	1.00	QZMZ	206732	0.08
431.85	432.85	1.00	QZMZ	206733	0.001
432.85	433.85	1.00	QZMZ	206734	0.013
433.85	434.85	1.00	QZMZ	206735	0.001
434.85	435.85	1.00	QZMZ	206736	0.001
435.85	437.35	1.50	QZMZ	206737	0.001

437.35	438.85	1.50	QZMZ	206738	0.017
438.85	440.35	1.50	QZMZ	206739	0.001
440.35	441.85	1.50	QZMZ	206740	0.006
441.85	443.35	1.50	QZMZ	206741	0.001
443.35	445.20	1.85	QZMZ	206742	0.005
445.20	460.10	14.90	QZMZ	206743	0.007
460.10	461.60	1.50	QZMZ	206744	0.019
461.60	463.10	1.50	QZMZ	206745	0.062
463.10	464.10	1.00	QZMZ	206746	0.241
464.10	465.10	1.00	QZMZ	206747	0.483
465.10	466.00	0.90	QZMZ	206748	0.065
466.00	467.00	1.00	QZMZ	206749	0.121
467.00	467.50	0.50	QZMZ	206750	0.319
467.50	468.00	0.50	QZMZ	206751	0.012
468.00	469.50	1.50	QZMZ	206752	0.001
469.50	471.00	1.50	QZMZ	206753	0.011
471.00	472.50	1.50	QZMZ	206754	0.001
472.50	473.32	0.82	QZMZ	206755	0.001
473.32	474.32	1.00	AN/D	206756	0.001
474.32	475.45	1.13	QZMZ	206757	0.006
475.45	476.85	1.40	QZMZ	206758	0.003
476.85	477.85	1.00	QZMZ	206759	0.003
477.85	478.85	1.00	AN/D	206760	0.005
478.85	480.00	1.15	AN/D	206761	0.002
480.00	481.20	1.20	AN/D	206762	0.005
481.20	482.40	1.20	AN/D	206763	0.015
482.40	483.66	1.26	AN/D	206764	0.005
483.66	484.16	0.50	QZMZ	206765	0.011
484.16	504.90	21.24	QZMZ	-	-

EOH 674.52

GEOCHEMICAL ANALYSIS CERTIFICATE

Aurum Geological Consultants Inc. File # 95-4029

P.O. Box 4367, Whitehorse YT Y1A 3T5 Submitted by: Al Doherty



SAMPLE#	Mo	Cu	Pb	Zn	Ag	Ni	Co	Mn	Fe	As	U	Au	Th	Sr	Cd	Sb	Bi	V	Ca	P	La	Cr	Mg	Ba	Ti	B	Al	Na	K	W	Tl	Hg	Au**
	ppm	ppm	ppm	ppm	ppm	ppm	ppm	ppm	%	ppm	ppm	ppm	ppm	ppm	ppm	ppm	ppm	ppm	%	%	ppm	ppm	%	ppm	%	ppm	%	%	ppm	ppm	ppb	oz/t	
39693	6	122	18	65	3.9	9	3	398	.89	300	<5	<2	33	59	1.1	55	10	1	.97	.010	25	8	.36	54	<.01	3	.19	.01	.17	<2	<5	295	.008
39694	6	70	<3	111	3.6	17	5	478	1.31	1008	<5	<2	19	80	1.8	29	6	4	1.38	.020	23	10	.53	54	<.01	3	.27	.01	.24	<2	<5	300	.033
39695	2	33	7	493	1.3	64	25	251	3.68	23233	<5	17	<2	73	7.6	14	2	7	.61	.056	3	12	.21	53	<.01	3	.33	.02	.27	<2	<5	945	.464
39696	9	1398	111	690	165.8	46	24	90	4.06	20487	<5	20	3	76	17.2	781	9	7	.37	.070	7	12	.10	47	<.01	4	.40	.02	.33	<2	<5	3050	.550
39697	30	57	20	334	4.1	40	22	139	3.96	21629	<5	29	7	82	5.0	25	3	5	.44	.060	12	7	.14	47	<.01	4	.37	.01	.30	<2	<5	590	.589
39698	3	29	8	163	1.2	66	26	123	2.37	15680	<5	12	<2	53	2.6	12	2	8	.45	.070	5	14	.13	47	<.01	5	.42	.01	.33	<2	<5	440	.325
RE 39698	3	29	6	162	1.2	66	27	127	2.43	16084	<5	12	<2	55	2.5	11	<2	8	.47	.072	5	15	.14	47	<.01	4	.43	.01	.34	2	<5	385	.330
RRE 39698	3	40	8	148	2.2	69	26	125	2.47	16415	<5	13	<2	54	2.4	16	2	7	.46	.071	5	13	.13	45	<.01	5	.39	.01	.32	<2	<5	315	.320

ICP - .500 GRAM SAMPLE IS DIGESTED WITH 3ML 3-1-2 HCL-HNO3-H2O AT 95 DEG. C FOR ONE HOUR AND IS DILUTED TO 10 ML WITH WATER. THIS LEACH IS PARTIAL FOR MN FE SR CA P LA CR MG BA TI B W AND LIMITED FOR NA K AND AL. ASSAY RECOMMENDED FOR ROCK AND CORE SAMPLES IF CU PB ZN AS > 1%, AG > 30 PPM & AU > 1000 PPB - SAMPLE TYPE: CORE HG ANALYSIS BY FLAMELESS AA. AU** BY FIRE ASSAY FROM 1 A.T. SAMPLE. Samples beginning 'RE' are Reruns and 'RRE' are Reject Reruns.

DATE RECEIVED: OCT 11 1995 DATE REPORT MAILED: *Oct 13/95* SIGNED BY: *[Signature]* D. TOYE, C. LEONG, J. WANG; CERTIFIED B.C. ASSAYERS



GEOCHEMICAL ANALYSIS CERTIFICATE

Aurum Geological Consultants Inc. File # 95-4208 Page 1

P.O. Box 4367, Whitehorse YT Y1A 3T5 Submitted by: Al Doherty

SAMPLE#	Mo	Cu	Pb	Zn	Ag	Ni	Co	Mn	Fe	As	U	Au	Th	Sr	Cd	Sb	Bi	V	Ca	P	La	Cr	Mg	Ba	Ti	B	Al	Na	K	W	Tl	Hg	Au**
	ppm	ppm	ppm	ppm	ppm	ppm	ppm	ppm	%	ppm	ppm	ppm	ppm	ppm	ppm	ppm	ppm	ppm	%	%	ppm	ppm	%	ppm	%	ppm	%	%	ppm	ppm	ppm	ppm	ppb
39651	18	14	27	62	<.3	14	7	639	1.58	15	8	<2	11	138	.7	5	7	6	2.34	.044	14	7	.84	278	<.01	5	.33	.03	.26	<2	<5	139	<.001
39652	3	13	19	72	<.3	7	4	721	1.62	3	6	<2	14	168	.2	3	2	6	2.48	.046	17	5	.85	988	<.01	<3	.27	.03	.23	<2	<5	151	<.001
39653	6	169	144	319	1.0	22	8	1123	3.12	12	7	<2	8	144	5.0	61	5	13	3.02	.062	10	10	1.26	91	<.01	3	.35	.03	.28	<2	<5	936	<.001
39654	3	75	43	133	.6	14	7	935	4.02	10	7	<2	11	145	2.1	30	7	13	2.08	.045	17	7	.97	21	<.01	4	.27	.03	.22	<2	<5	992	<.001
39655	2	77	69	448	.7	32	14	1495	3.42	53	<5	<2	2	224	5.1	24	4	20	4.58	.074	4	13	2.00	243	<.01	7	.42	.03	.32	<2	<5	1677	<.001
39656	2	10	20	55	<.3	8	6	589	1.91	15	8	<2	16	127	.2	5	3	9	1.81	.047	27	8	.67	389	<.01	5	.29	.03	.24	<2	<5	267	<.001
39657	5	11	33	36	.5	12	15	665	2.36	165	14	<2	12	119	.4	15	2	6	1.76	.038	13	7	.59	37	<.01	7	.32	.03	.25	2	<5	297	.004
39658	2	5	19	38	<.3	8	4	1018	1.86	197	5	<2	13	130	.2	7	5	8	2.35	.047	12	6	.74	181	<.01	4	.25	.02	.21	<2	<5	221	.019
39659	2	5	12	35	<.3	10	5	1096	2.08	1638	5	<2	14	156	.3	6	<2	6	1.99	.048	12	6	.63	124	<.01	3	.31	.02	.25	<2	<5	178	.006
39660	3	9	14	79	.5	34	11	1832	2.80	7975	<5	8	5	174	.6	29	<2	10	3.78	.059	7	11	1.35	76	<.01	6	.31	.02	.25	<2	<5	331	.234
39661	2	8	44	229	.5	64	17	2646	3.77	1428	<5	<2	2	274	1.5	15	3	21	4.97	.081	5	20	2.13	71	<.01	7	.41	.03	.32	<2	<5	458	.005
39662	2	7	22	128	<.3	35	12	1575	3.32	422	<5	<2	3	235	1.0	5	2	14	5.16	.067	8	11	2.16	153	<.01	3	.34	.02	.27	<2	<5	850	<.001
RE 39662	2	6	24	129	<.3	36	11	1583	3.33	424	<5	<2	3	238	.8	6	<2	14	5.20	.068	7	11	2.18	148	<.01	6	.33	.02	.28	<2	<5	876	<.001
RRE 39662	2	6	22	127	<.3	33	12	1557	3.28	411	<5	<2	3	236	.5	5	2	14	5.09	.065	7	10	2.14	146	<.01	4	.34	.03	.28	<2	<5	901	<.001
39663	2	9	15	116	<.3	60	20	1107	3.92	72	<5	<2	2	264	.5	17	<2	22	4.81	.075	6	28	2.29	382	<.01	3	.39	.04	.29	<2	<5	170	<.001
39664	5	28	58	161	.7	36	13	800	2.25	223	<5	<2	6	210	1.9	19	<2	9	3.09	.056	10	12	1.11	271	<.01	4	.42	.03	.31	<2	<5	528	.007
39665	1	45	17	113	<.3	53	15	915	3.75	20	<5	<2	2	229	.7	15	2	29	5.23	.074	7	42	2.30	229	<.01	3	.38	.03	.29	<2	<5	351	<.001
39666	12	25	512	1196	3.5	19	8	644	3.09	988	6	4	12	161	37.9	130	<2	4	1.46	.048	12	6	.46	29	<.01	3	.31	.02	.25	<2	<5	2506	.100
39667	4	5	87	133	.3	8	1	568	.88	2270	<5	<2	6	147	1.6	94	2	<1	.80	.004	9	8	.31	107	<.01	4	.25	.02	.21	<2	<5	171	.019
39668	5	12	62	214	.5	14	7	567	1.41	1555	<5	<2	12	143	3.8	98	<2	4	1.46	.045	22	6	.43	219	<.01	<3	.37	.04	.28	<2	<5	352	.012
39669	8	12	63	95	.5	12	10	982	2.10	1031	<5	<2	11	134	1.6	45	5	8	2.41	.045	14	7	.84	88	<.01	5	.32	.03	.25	<2	<5	186	.005
39670	8	8	23	38	<.3	8	5	1100	1.87	201	<5	<2	15	168	.7	22	3	8	2.25	.048	15	7	.80	166	<.01	5	.25	.03	.19	<2	<5	73	<.001
39671	5	15	78	66	.6	12	10	1132	1.79	1492	6	<2	21	159	1.2	97	2	5	1.86	.035	13	7	.64	90	<.01	3	.24	.03	.19	<2	<5	121	.002
39672	2	34	46	241	.8	49	15	2885	3.53	2198	<5	<2	3	211	2.6	52	<2	19	4.15	.089	11	19	1.64	126	<.01	4	.37	.03	.30	<2	6	317	.008
39673	3	18	64	930	.9	24	12	2896	2.69	2528	<5	<2	7	189	13.0	115	2	15	3.95	.067	13	14	1.35	126	<.01	<3	.37	.03	.30	<2	<5	862	.009
39674	7	5	371	1189	.6	9	5	2198	1.86	1324	<5	<2	13	188	27.4	306	4	5	2.79	.047	15	6	.92	75	<.01	4	.21	.03	.17	<2	<5	1996	.003
RE 39674	7	7	372	1199	.5	9	6	2235	1.90	1343	<5	<2	13	190	27.5	316	<2	5	2.84	.047	15	5	.94	78	<.01	3	.22	.03	.18	<2	<5	2004	.003
RRE 39674	7	7	389	1272	.8	7	6	2333	1.98	1393	<5	<2	14	197	28.3	311	8	5	2.98	.049	17	5	.99	78	<.01	<3	.23	.03	.19	<2	7	2133	.003
39675	3	4	37	98	<.3	11	6	900	1.65	804	<5	<2	15	167	1.5	33	2	4	2.50	.050	25	7	.63	395	<.01	<3	.33	.03	.28	<2	<5	146	.004
39676	3	13	250	530	2.0	9	5	690	1.55	1597	<5	<2	12	152	7.2	3671	15	3	1.90	.042	20	7	.49	171	<.01	4	.35	.03	.26	<2	<5	794	<.001
39677	3	20	47	98	<.3	20	8	863	2.00	75	<5	<2	11	188	.5	46	2	7	2.85	.046	19	10	1.01	627	<.01	<3	.31	.03	.25	<2	<5	172	<.001
39678	2	6	15	52	<.3	10	6	611	1.81	69	<5	<2	12	161	<.2	16	4	7	2.40	.049	22	7	.78	746	<.01	<3	.29	.04	.23	<2	<5	105	<.001
39679	2	2	13	35	<.3	9	5	576	1.92	12	<5	<2	13	148	.2	10	6	8	2.60	.049	24	9	.78	906	<.01	3	.26	.03	.21	<2	<5	74	<.001
39680	4	7	10	31	<.3	8	4	394	1.35	13	7	<2	22	116	.4	17	<2	4	1.60	.034	31	8	.47	647	<.01	3	.25	.02	.20	2	<5	77	.002
39681	2	3	20	114	<.3	8	11	1153	3.25	15	<5	<2	7	224	.8	10	<2	14	3.94	.109	15	3	1.46	632	<.01	5	.41	.03	.35	<2	<5	88	.002
39682	3	13	16	44	<.3	6	4	613	1.66	41	<5	<2	17	135	.5	28	<2	4	1.92	.047	32	7	.53	571	<.01	4	.30	.03	.25	<2	<5	127	<.001
39683	2	15	12	38	<.3	6	4	689	1.73	45	<5	<2	18	139	.5	30	<2	5	2.31	.040	29	7	.61	534	<.01	4	.28	.03	.25	<2	<5	174	<.001
STANDARD C/AU-1	20	61	38	128	6.3	65	31	995	4.01	37	22	8	35	52	17.5	18	21	57	.52	.091	40	58	.91	182	.09	27	1.88	.06	.16	9	<5	1900	.096

ICP - .500 GRAM SAMPLE IS DIGESTED WITH 3ML 3-1-2 HCL-HNO3-H2O AT 95 DEG. C FOR ONE HOUR AND IS DILUTED TO 10 ML WITH WATER.
 THIS LEACH IS PARTIAL FOR MN FE SR CA P LA CR MG BA TI B W AND LIMITED FOR NA K AND AL.
 ASSAY RECOMMENDED FOR ROCK AND CORE SAMPLES IF CU PB ZN AS > 1%, AG > 30 PPM & AU > 1000 PPB
 - SAMPLE TYPE: CORE HG ANALYSIS BY FLAMELESS AA. AU** ANALYSIS BY FA/ICP FROM 1 A.
 Samples beginning 'RE' are Reruns and 'RRE' are Reject Reruns.

SAMPLE#	Mo	Cu	Pb	Zn	Ag	Ni	Co	Mn	Fe	As	U	Au	Th	Sr	Cd	Sb	Bi	V	Ca	P	La	Cr	Mg	Ba	Ti	B	Al	Na	K	W	Tl	Hg	Au**
	ppm	ppm	ppm	ppm	ppm	ppm	ppm	ppm	%	ppm	ppm	ppm	ppm	ppm	ppm	ppm	ppm	ppm	%	%	ppm	ppm	%	ppm	%	ppm	%	%	%	ppm	ppm	ppb	oz/t
39684	2	4	7	43	<.3	8	5	624	2.05	15	<5	<2	18	152	.2	6	<2	7	2.36	.049	38	7	.74	1322	<.01	3	.28	.03	.23	2	<5	85	<.001
39685	2	4	4	40	<.3	6	4	595	1.66	14	<5	<2	21	129	.6	11	<2	5	1.96	.046	31	8	.55	1044	<.01	<3	.30	.02	.24	2	<5	90	.004
39686	2	3	5	41	<.3	9	4	461	1.35	12	<5	<2	22	109	.4	7	4	4	1.55	.030	32	9	.46	552	<.01	<3	.26	.03	.21	2	<5	70	.002
39687	5	9	35	90	<.3	12	4	711	1.94	44	<5	<2	10	562	.2	25	2	6	2.06	.024	14	12	.70	204	<.01	3	.34	.05	.21	2	<5	145	<.001
39688	5	12	24	61	<.3	12	4	521	1.63	20	<5	<2	8	476	<.2	23	6	5	1.83	.019	11	14	.49	157	<.01	<3	.27	.04	.18	2	<5	110	<.001
39689	3	7	21	56	<.3	11	4	604	1.81	19	<5	<2	9	517	.3	38	<2	5	2.04	.022	13	13	.55	188	<.01	3	.32	.04	.23	2	<5	90	.006
39690	2	3	9	41	<.3	6	5	635	1.62	12	<5	<2	15	179	.7	20	<2	3	2.52	.053	30	7	.73	623	<.01	<3	.30	.03	.25	2	<5	50	.003
39691	2	4	6	31	<.3	8	6	622	1.68	5	<5	<2	17	160	.3	7	<2	4	2.54	.058	31	7	.71	820	<.01	4	.31	.03	.27	2	<5	40	<.001
39692	4	4	246	503	<.3	8	1	505	.96	4	<5	<2	10	64	14.4	70	<2	<1	.19	.008	15	7	.08	93	<.01	7	.26	.02	.26	<2	<5	610	<.001
39699	5	404	35	253	18.3	30	10	759	2.20	5011	<5	3	10	115	5.0	173	9	5	1.94	.045	13	10	.74	54	<.01	4	.31	.01	.28	2	<5	1040	.096
39700	1	141	16	174	2.8	46	15	1346	3.96	4718	<5	<2	3	256	2.7	55	<2	14	5.11	.073	5	12	2.27	78	<.01	3	.36	.02	.32	<2	<5	285	.007
39726	3	372	32	165	3.1	21	8	737	2.35	190	<5	<2	11	200	3.2	136	<2	9	3.97	.030	16	13	1.73	210	<.01	3	.30	.02	.24	2	<5	700	<.001
39727	2	65	16	143	.5	54	16	1159	3.98	219	<5	<2	2	256	1.1	22	5	16	6.31	.059	7	16	2.97	230	<.01	<3	.33	.01	.29	<2	<5	190	<.001
39728	2	59	13	79	.5	10	5	520	1.92	233	<5	<2	22	169	1.3	18	2	4	3.04	.030	24	6	1.20	174	<.01	<3	.24	.01	.21	2	<5	235	<.001
RE 39728	2	63	7	79	.4	10	5	519	1.93	231	<5	<2	20	169	1.1	20	<2	4	3.07	.029	24	6	1.21	171	<.01	3	.24	.02	.22	2	<5	235	<.001
RRE 39728	2	61	9	72	.5	7	5	507	1.84	217	<5	<2	19	163	.7	20	4	4	2.90	.028	24	6	1.14	169	<.01	<3	.23	.01	.21	2	<5	200	<.001
39729	1	5	11	147	<.3	37	16	964	3.83	102	<5	<2	5	244	1.4	6	2	15	4.80	.066	12	14	2.39	123	<.01	3	.37	.02	.33	<2	<5	75	<.001
39730	1	6	10	134	<.3	64	18	992	4.08	184	<5	<2	3	190	.7	4	4	13	4.49	.075	9	22	2.42	92	<.01	3	.39	.01	.34	2	<5	75	.002
39731	4	16	20	126	.3	32	10	1112	3.25	155	5	<2	13	249	.6	10	4	11	4.69	.041	15	12	2.24	118	<.01	<3	.31	.01	.29	2	<5	130	<.001
39732	2	305	95	231	2.8	52	16	1499	3.74	443	<5	<2	5	289	3.8	125	6	16	5.00	.063	11	18	2.36	113	<.01	4	.38	.02	.32	<2	<5	710	.006
39733	2	65	11	61	.4	9	4	792	1.88	220	<5	<2	20	163	.9	24	7	4	2.74	.035	24	7	1.09	82	<.01	3	.25	.02	.22	2	<5	190	.002
39734	78	436	32	144	4.2	14	8	893	2.34	204	5	<2	19	181	3.4	149	5	8	3.39	.040	24	8	1.35	125	<.01	3	.29	.03	.26	3	<5	1030	.002
39735	3	44	12	142	.3	43	18	1180	4.44	100	<5	<2	3	254	.9	15	2	18	4.99	.078	10	14	2.63	372	<.01	<3	.35	.01	.30	<2	<5	150	<.001
39736	4	258	12	118	1.9	11	6	790	2.35	104	<5	<2	14	184	2.2	96	6	9	3.59	.036	24	8	1.57	150	<.01	4	.30	.02	.25	2	<5	460	<.001
39737	2	12	7	147	<.3	56	20	1513	5.08	209	<5	<2	2	249	.7	5	<2	25	5.26	.082	7	18	2.86	182	<.01	<3	.38	.01	.31	<2	<5	65	<.001
39738	2	45	13	123	.4	46	15	1048	3.47	285	<5	<2	9	236	1.7	17	5	18	4.62	.052	16	16	2.34	97	<.01	5	.34	.02	.30	2	<5	180	<.001
39739	3	86	25	183	1.0	16	6	809	2.19	199	5	<2	18	202	2.2	37	3	9	3.97	.034	19	7	1.63	107	<.01	<3	.26	.02	.23	2	<5	370	.001
39740	6	7	18	103	<.3	51	17	1476	3.81	1346	<5	<2	3	209	.7	16	4	19	5.25	.070	6	21	2.29	89	<.01	<3	.37	.01	.30	<2	<5	140	.002
39741	3	15	6	57	.6	12	5	842	1.85	441	6	<2	18	177	.6	8	<2	6	3.41	.043	28	7	1.33	166	<.01	3	.31	.01	.25	2	<5	70	.002
39742	2	31	14	82	.9	28	10	975	2.49	1110	<5	<2	10	258	.6	17	<2	11	3.21	.053	13	11	1.45	184	<.01	<3	.49	.03	.34	2	<5	145	.017
RE 39742	2	32	8	86	1.0	27	10	1011	2.58	1154	<5	<2	9	266	.2	17	3	12	3.33	.057	13	12	1.51	193	<.01	4	.50	.03	.35	<2	<5	160	.016
RRE 39742	2	32	11	85	1.0	28	10	996	2.56	1145	<5	<2	9	261	.8	15	7	11	3.31	.056	12	12	1.50	186	<.01	<3	.50	.03	.34	<2	<5	155	.017
39743	1	5	9	88	<.3	39	14	1378	3.20	810	<5	<2	6	288	.4	7	2	16	4.28	.055	11	14	2.05	131	<.01	5	.42	.03	.32	2	<5	90	.006
39744	2	4	5	44	<.3	6	6	774	1.97	387	5	<2	14	161	<.2	4	4	6	2.87	.050	25	7	1.02	235	<.01	4	.30	.02	.26	2	<5	60	.004
39745	2	2	<3	38	<.3	7	4	652	1.57	255	<5	<2	16	148	.3	5	3	5	2.12	.051	25	7	.72	302	<.01	3	.32	.02	.28	2	<5	70	.005
39746	2	3	4	41	<.3	7	4	798	1.85	696	<5	<2	16	154	.4	9	4	5	2.36	.050	22	6	.80	173	<.01	<3	.31	.01	.27	2	<5	55	.002
39747	3	2	7	52	<.3	7	3	687	1.77	302	7	<2	15	137	<.2	3	<2	5	2.37	.049	20	9	.81	239	<.01	<3	.31	.01	.27	2	<5	65	<.001
STANDARD C/AU-1	21	59	38	130	6.3	66	29	1015	4.26	36	17	7	38	53	17.5	15	16	59	.53	.096	39	61	.95	188	.09	23	1.94	.06	.16	12	<5	1930	.104

Sample type: CORE. Samples beginning 'RE' are Reruns and 'RRE' are Reject Reruns.



SAMPLE#	Mo	Cu	Pb	Zn	Ag	Ni	Co	Mn	Fe	As	U	Au	Th	Sr	Cd	Sb	Bi	V	Ca	P	La	Cr	Mg	Ba	Ti	B	Al	Na	K	W	Tl	Hg	Au**
	ppm	ppm	ppm	ppm	ppm	ppm	ppm	ppm	%	ppm	ppm	ppm	ppm	ppm	ppm	ppm	ppm	ppm	%	%	ppm	ppm	%	ppm	%	ppm	%	%	%	ppm	ppm	ppb	oz/t
39748	2	3	9	47	<.3	6	5	754	1.90	615	<5	<2	16	155	.5	4	3	6	2.61	.056	21	8	.88	263	<.01	3	.32	.02	.27	<2	<5	80	<.001
39749	2	4	4	59	<.3	18	8	1023	2.39	1792	<5	<2	13	228	1.3	8	<2	9	3.73	.055	18	8	1.41	206	<.01	3	.33	.01	.27	<2	<5	95	.005
39750	1	3	11	107	.5	56	24	1678	4.74	3127	<5	<2	3	286	1.0	8	<2	28	7.06	.067	3	12	3.16	63	<.01	4	.33	.02	.29	<2	<5	135	.004
RE 39750	1	5	8	110	<.3	55	22	1665	4.72	3123	<5	<2	3	282	.7	6	<2	28	7.05	.066	3	12	3.14	66	<.01	3	.33	.02	.29	<2	<5	150	.007

Sample type: CORE. Samples beginning 'RE' are Reruns and 'RRE' are Reject Reruns.



GEOCHEMICAL ANALYSIS CERTIFICATE

Aurum Geological Consultants Inc. File # 95-4366 Page 1

P.O. Box 4367, Whitehorse YT Y1A 3T5 Submitted by: Al Doherty

SAMPLE#	Mo	Cu	Pb	Zn	Ag	Ni	Co	Mn	Fe	As	U	Au	Th	Sr	Cd	Sb	Bi	V	Ca	P	La	Cr	Mg	Ba	Ti	B	Al	Na	K	W	Tl	Hg	Te	Au**
	ppm	ppm	ppm	ppm	ppm	ppm	ppm	ppm	%	ppm	ppm	ppm	ppm	ppm	ppm	ppm	ppm	ppm	%	%	ppm	ppm	%	ppm	%	%	%	%	%	ppm	ppm	ppb	ppm	oz/t
39776	<1	4	11	110	<.3	32	17	963	3.69	149	<5	<2	<2	281	<.2	<2	<2	25	4.70	.058	4	12	2.49	381	<.01	3	.41	.02	.29	<2	<5	115	<.2	<.001
39777	<1	1	7	118	<.3	27	17	1033	3.58	164	<5	<2	<2	250	<.2	3	<2	18	2.95	.063	5	11	1.97	343	<.01	4	.44	.02	.31	<2	<5	65	<.2	.002
39778	1	3	6	80	<.3	18	14	873	3.17	1307	<5	<2	<2	193	<.2	30	<2	13	1.98	.050	6	8	1.18	65	<.01	5	.43	.03	.30	<2	<5	95	<.2	.027
39779	1	2	<3	41	<.3	5	5	599	1.61	377	<5	<2	8	138	<.2	3	<2	5	1.88	.040	16	5	.87	311	<.01	<3	.31	.03	.22	<2	<5	55	<.2	.001
39780	1	1	3	41	<.3	5	4	546	1.44	330	<5	<2	6	138	<.2	4	<2	5	1.53	.038	18	5	.76	313	<.01	3	.29	.03	.21	<2	<5	55	<.2	.001
39781	1	2	5	47	<.3	10	6	563	1.77	120	<5	<2	12	178	<.2	2	<2	8	2.35	.036	19	4	1.08	424	<.01	<3	.27	.03	.19	<2	<5	60	<.2	.001
39782	13	50	6	52	<.3	7	5	594	1.70	295	<5	<2	14	119	<.2	37	2	5	1.83	.044	26	6	.69	219	<.01	3	.26	.02	.21	<2	<5	180	<.2	<.001
39783	7	37	6	57	<.3	6	5	542	1.67	163	<5	<2	14	126	.3	27	2	5	1.76	.042	22	5	.68	248	<.01	<3	.26	.02	.20	<2	<5	150	<.2	.001
39784	5	29	3	40	<.3	5	5	495	1.66	109	<5	<2	14	111	<.2	20	<2	4	1.79	.045	19	4	.66	354	<.01	<3	.22	.02	.19	<2	<5	120	<.2	.001
39785	30	33	6	40	<.3	7	5	524	1.72	51	<5	<2	14	134	<.2	26	2	6	2.37	.042	21	7	.85	276	<.01	<3	.30	.03	.22	<2	<5	145	<.2	<.001
RE 39785	31	33	9	39	<.3	7	5	525	1.74	55	<5	<2	14	135	<.2	27	2	6	2.37	.043	21	6	.86	274	<.01	<3	.30	.03	.23	<2	<5	155	.3	.001
RRE 39785	31	41	9	41	<.3	8	6	537	1.77	56	<5	<2	15	138	<.2	33	<2	7	2.44	.043	22	6	.88	279	<.01	<3	.30	.03	.23	<2	<5	205	<.2	<.001
39786	5	56	5	55	.5	6	6	596	1.77	1008	<5	<2	15	126	.4	41	<2	5	2.15	.043	19	5	.76	178	<.01	<3	.27	.02	.22	<2	<5	235	<.2	.021
39787	3	57	10	58	.5	6	5	572	1.86	875	<5	<2	15	102	.2	46	<2	4	1.65	.045	23	6	.60	164	<.01	3	.28	.03	.22	<2	<5	170	<.2	.016
39788	29	65	36	52	<.3	7	6	692	1.93	131	<5	<2	15	136	<.2	73	2	5	2.65	.048	22	6	.92	235	<.01	<3	.29	.03	.22	<2	<5	160	<.2	.001
39789	2	70	21	57	.4	4	5	601	1.80	388	<5	<2	16	124	<.2	56	3	4	1.82	.043	24	3	.68	198	<.01	3	.27	.02	.21	<2	<5	190	<.2	.002
39790	5	34	4	39	<.3	7	6	467	1.82	61	<5	<2	16	119	<.2	35	<2	4	2.00	.046	29	7	.71	564	<.01	<3	.28	.03	.23	<2	<5	130	<.2	<.001
39791	66	14	18	33	<.3	5	7	434	1.53	50	<5	<2	16	135	<.2	106	<2	4	1.95	.042	33	5	.66	568	<.01	<3	.27	.02	.22	<2	<5	80	<.2	<.001
39792	33	10	11	31	<.3	5	6	413	1.54	43	<5	<2	48	140	<.2	39	7	4	1.89	.042	108	5	.66	604	<.01	<3	.27	.03	.23	<2	<5	65	<.2	.001
39793	4	15	8	37	<.3	5	6	430	1.84	15	<5	<2	14	122	<.2	17	<2	5	1.91	.049	25	6	.73	729	<.01	<3	.29	.03	.22	<2	<5	75	<.2	<.001
39794	26	109	45	57	1.0	7	7	816	1.97	532	<5	<2	17	134	<.2	143	<2	4	2.33	.048	19	5	.78	170	<.01	<3	.28	.02	.23	<2	<5	330	<.2	.003
39795	5	36	42	2140	5.0	20	10	942	2.22	1283	<5	<2	10	152	39.7	1675	<2	8	2.48	.042	11	8	.97	143	<.01	<3	.30	.02	.23	<2	<5	4435	<.2	.032
39796	19	42	5	56	.5	6	5	580	1.73	952	<5	<2	17	112	<.2	60	2	5	1.92	.041	25	6	.62	219	<.01	3	.28	.02	.23	<2	<5	205	<.2	.002
39797	3	15	8	63	<.3	11	8	557	2.24	45	<5	<2	11	202	<.2	16	<2	11	3.25	.041	15	6	1.27	651	<.01	<3	.26	.03	.21	<2	<5	160	.2	.001
39798	1	33	18	101	<.3	56	22	1065	4.20	1579	<5	<2	3	394	<.2	34	<2	32	4.29	.063	6	25	2.45	209	<.01	<3	.37	.03	.28	<2	<5	180	<.2	.025
39799	1	44	19	165	<.3	60	23	1203	4.13	753	<5	<2	2	350	<.2	41	<2	40	4.10	.062	8	40	2.65	346	<.01	<3	.67	.03	.31	<2	<5	565	<.2	.007
39800	11	33	30	58	1.1	6	6	549	1.67	1481	6	<2	16	93	<.2	33	2	3	1.59	.038	19	5	.57	102	<.01	3	.20	.01	.18	<2	<5	260	<.2	.013
RE 39800	13	35	33	55	1.1	7	6	564	1.73	1527	<5	<2	18	97	<.2	32	<2	4	1.63	.039	19	5	.59	104	<.01	<3	.21	.01	.19	<2	<5	255	<.2	.012
RRE 39800	8	39	37	57	1.3	8	6	575	1.76	1521	6	<2	19	98	.3	35	2	4	1.74	.039	19	7	.61	107	<.01	5	.22	.01	.20	<2	<5	270	<.2	.012
83751	14	98	42	71	4.0	7	7	718	1.92	1614	5	<2	22	111	.5	76	4	3	1.85	.040	16	5	.61	126	<.01	4	.24	.02	.21	<2	<5	440	<.2	.001
83752	9	21	28	57	.7	8	3	361	1.17	640	7	<2	36	59	.4	23	5	1	.82	.014	34	10	.26	255	<.01	3	.19	.01	.19	<2	<5	175	.2	.001
83753	4	19	26	100	1.1	10	6	139	1.68	3083	5	2	27	42	.7	21	2	2	.37	.036	23	9	.13	102	<.01	4	.25	.01	.23	<2	<5	305	<.2	.066
83754	7	8	10	30	<.3	6	2	102	.86	1004	5	<2	34	26	<.2	5	4	1	.25	.008	39	7	.08	61	<.01	3	.16	.01	.16	2	<5	150	<.2	.030
83755	5	7	4	44	<.3	7	5	496	1.71	211	6	<2	25	95	<.2	3	3	4	1.89	.040	25	7	.59	325	<.01	3	.23	.02	.20	<2	<5	65	<.2	<.001
83756	2	3	10	36	<.3	6	7	621	1.97	24	5	<2	17	127	<.2	<2	<2	10	2.17	.051	17	7	.76	493	<.01	<3	.25	.03	.20	<2	<5	65	<.2	.001
83757	2	7	16	47	<.3	7	6	668	1.89	80	6	<2	15	164	<.2	4	<2	6	2.93	.044	14	6	.97	770	<.01	3	.25	.02	.20	<2	<5	145	<.2	<.001
83758	3	14	23	80	<.3	16	8	959	2.29	174	9	<2	11	174	<.2	14	<2	9	3.16	.050	11	8	1.09	340	<.01	5	.30	.03	.24	<2	<5	170	.2	.001
STANDARD C/AU-1	20	56	38	130	6.9	61	32	970	3.85	43	22	6	37	49	16.8	17	22	59	.43	.089	37	56	.87	177	.07	27	1.78	.06	.14	10	<5	1855	.2	.105

ICP - .500 GRAM SAMPLE IS DIGESTED WITH 3ML 3-1-2 HCL-HNO3-H2O AT 95 DEG. C FOR ONE HOUR AND IS DILUTED TO 10 ML WITH WATER. THIS LEACH IS PARTIAL FOR MN FE SR CA P LA CR MG BA TI B W AND LIMITED FOR NA K AND AL. ASSAY RECOMMENDED FOR ROCK AND CORE SAMPLES IF CU PB ZN AS > 1%, AG > 30 PPM & AU > 1000 PPB - SAMPLE TYPE: CORE HG ANALYSIS BY FLAMELESS AA. TE ANALYSIS BY HYDRIDE ICP. AU** BY FIRE ASSAY FROM 1 A.T. SAMPLE. Samples beginning 'RE' are Reruns and 'RRE' are Reject Reruns.

DATE RECEIVED: OCT 25 1995 DATE REPORT MAILED: Nov 8/95 SIGNED BY: [Signature] D. TOYE, C. LEONG, J. WANG; CERTIFIED B.C. ASSAYERS

SAMPLE#	Mo	Cu	Pb	Zn	Ag	Ni	Co	Mn	Fe	As	U	Au	Th	Sr	Cd	Sb	Bi	V	Ca	P	La	Cr	Mg	Ba	Ti	B	Al	Na	K	W	Tl	Hg	Te	Au**
	ppm	ppm	ppm	ppm	ppm	ppm	ppm	ppm	%	ppm	ppm	ppm	ppm	ppm	ppm	ppm	ppm	ppm	%	%	ppm	ppm	%	ppm	%	%	%	%	%	ppm	ppm	ppb	ppm	oz/t
83759	12	6	10	59	<.3	7	5	1035	1.86	138	<5	<2	11	190	.4	12	2	7	2.74	.050	19	7	.90	433	<.01	6	.35	.03	.27	2	<5	125	<.2	.001
83760	4	4	11	67	<.3	6	6	1016	1.85	95	<5	<2	13	156	.3	6	2	9	2.55	.047	20	5	.82	721	<.01	5	.33	.03	.25	3	<5	125	<.2	<.001
83761	11	9	49	122	<.3	10	8	1214	1.97	1476	<5	<2	9	165	.9	1196	<2	8	2.04	.055	12	5	.68	171	<.01	6	.35	.03	.26	2	<5	305	<.2	.012
83762	6	9	17	88	<.3	10	11	1163	2.34	682	<5	<2	10	158	.5	28	<2	8	2.36	.050	8	7	.82	142	<.01	5	.33	.03	.23	2	<5	270	<.2	.015
83763	3	12	35	110	<.3	19	11	1070	2.59	18	<5	<2	5	199	.6	15	<2	14	2.65	.048	5	11	1.08	158	<.01	4	.34	.04	.24	<2	<5	200	.3	<.001
83764	2	20	45	198	.3	14	8	980	2.34	51	6	<2	11	213	2.3	23	2	9	3.14	.052	14	7	1.14	187	<.01	6	.40	.03	.30	<2	<5	765	<.2	<.001
83765	3	6	16	74	<.3	9	6	739	1.85	12	<5	<2	11	248	.6	13	<2	8	2.11	.048	12	8	.80	448	<.01	5	.35	.04	.25	<2	<5	185	<.2	<.001
83766	1	6	18	62	<.3	7	7	835	1.96	31	<5	<2	13	175	.4	10	2	7	2.50	.049	17	5	.85	522	<.01	5	.33	.03	.26	2	<5	170	<.2	<.001
83767	2	4	16	65	<.3	7	6	782	2.04	11	<5	<2	11	144	.4	13	<2	9	2.23	.047	18	7	.77	466	<.01	5	.30	.04	.22	2	<5	170	<.2	<.001
83768	2	5	10	43	<.3	9	6	771	2.00	59	<5	<2	15	117	<.2	13	4	11	1.99	.053	20	8	.76	482	<.01	6	.30	.04	.23	2	<5	185	<.2	<.001
83769	1	3	9	36	<.3	7	7	502	2.07	3	<5	<2	15	122	<.2	4	2	13	1.93	.055	28	8	.69	667	<.01	6	.30	.04	.23	<2	<5	65	<.2	<.001
83770	4	6	16	37	<.3	9	7	731	2.08	361	<5	<2	14	131	<.2	7	2	7	2.29	.057	19	7	.76	185	<.01	6	.38	.03	.28	2	<5	155	<.2	.007
RE 83770	4	6	17	37	<.3	9	7	730	2.08	361	<5	<2	12	131	<.2	7	3	7	2.29	.058	19	7	.76	176	<.01	6	.38	.03	.29	2	<5	155	<.2	.007
RRE 83770	4	6	16	36	.3	8	7	673	2.00	359	<5	<2	14	127	<.2	9	2	7	2.11	.058	19	6	.70	190	<.01	6	.35	.03	.26	2	<5	155	<.2	.007
83771	1	16	10	44	<.3	8	7	553	1.88	13	<5	<2	14	162	<.2	13	3	8	2.41	.051	24	6	.82	1433	<.01	4	.36	.03	.28	2	<5	165	.2	<.001
83772	1	14	68	155	.3	35	14	1128	3.55	22	<5	<2	2	192	.5	21	2	18	5.40	.072	8	22	2.09	359	<.01	4	.39	.03	.30	<2	<5	170	.3	<.001
83773	3	6	22	101	.5	18	8	808	2.32	350	<5	<2	11	161	.5	11	2	7	3.73	.052	19	9	1.28	455	<.01	5	.41	.02	.32	<2	<5	225	<.2	.011
83774	1	2	9	120	<.3	54	19	1155	3.48	129	<5	<2	<2	307	.2	5	<2	20	5.84	.067	7	31	2.40	710	<.01	7	.41	.03	.30	<2	<5	180	.2	.003
83775	1	74	24	116	.3	60	18	949	3.88	12	<5	<2	<2	231	.5	46	<2	25	4.93	.073	8	32	2.46	467	<.01	4	.44	.03	.31	<2	<5	490	<.2	<.001
83776	2	58	21	78	<.3	30	15	969	3.45	16	<5	<2	<2	179	.3	40	<2	18	4.48	.077	8	13	1.89	223	<.01	4	.40	.03	.28	<2	<5	240	<.2	<.001
83777	3	24	18	59	.8	24	11	983	2.66	122	<5	<2	6	226	.4	26	<2	11	4.70	.053	12	11	1.83	265	<.01	3	.39	.02	.29	2	<5	120	<.2	.001
83778	2	150	20	100	.3	42	17	939	3.61	18	<5	<2	2	169	.8	90	<2	24	4.49	.076	9	22	2.09	234	<.01	4	.41	.03	.29	<2	<5	860	<.2	<.001
83779	4	86	30	61	<.3	23	12	736	2.77	8	<5	<2	11	163	.7	73	3	14	3.79	.062	15	14	1.53	308	<.01	5	.35	.03	.25	<2	<5	530	<.2	<.001
83780	2	189	41	78	.4	26	13	828	3.28	15	<5	<2	7	125	1.4	117	<2	18	3.93	.070	12	14	1.60	186	<.01	4	.36	.03	.26	<2	<5	1630	<.2	<.001
83781	3	65	17	42	<.3	9	8	534	1.91	4	<5	<2	17	129	.6	46	4	8	2.57	.057	27	8	.89	772	<.01	4	.37	.03	.28	<2	<5	390	<.2	<.001
83782	3	4	7	71	<.3	9	6	1106	1.87	250	<5	<2	14	135	.5	13	2	7	2.52	.046	21	6	.81	290	<.01	4	.32	.03	.25	2	<5	90	<.2	.002
83783	2	7	9	89	<.3	11	8	1076	1.94	118	<5	<2	12	153	1.1	8	<2	7	2.83	.048	19	5	.94	284	<.01	4	.34	.03	.25	2	<5	125	<.2	.001
83784	2	96	186	192	4.5	30	22	3834	3.87	6003	<5	<2	<2	251	1.6	195	<2	15	5.45	.089	6	7	1.92	117	<.01	4	.38	.02	.28	<2	10	335	<.2	.028
83785	2	75	266	137	1.3	18	38	2821	3.96	1223	<5	<2	<2	232	1.1	151	<2	14	5.21	.121	6	5	1.77	79	<.01	6	.41	.03	.29	<2	7	170	<.2	.004
83786	3	21	76	121	.3	15	25	1872	3.72	324	<5	<2	<2	246	.5	36	<2	13	5.10	.121	9	5	1.73	134	<.01	6	.42	.03	.31	<2	<5	115	<.2	.001
RE 83786	3	22	80	123	.3	15	26	1915	3.81	328	<5	<2	<2	252	.6	38	<2	14	5.23	.124	9	4	1.78	142	<.01	6	.43	.03	.32	<2	<5	120	<.2	<.001
RRE 83786	4	25	91	132	.3	16	29	2048	4.08	379	<5	<2	2	268	.8	43	<2	15	5.55	.130	9	5	1.88	136	<.01	6	.50	.03	.36	<2	5	130	<.2	.001
83787	4	5	12	93	<.3	8	8	1139	2.32	238	<5	<2	12	181	.8	7	2	7	3.64	.066	23	6	1.14	474	<.01	5	.34	.03	.25	<2	<5	130	<.2	<.001
83788	1	3	7	38	<.3	6	6	551	1.78	148	<5	<2	16	116	<.2	8	4	5	2.15	.049	21	5	.69	274	<.01	5	.34	.03	.26	2	<5	70	<.2	<.001
83789	1	2	10	42	<.3	6	7	645	2.00	215	<5	<2	14	133	.4	7	2	6	2.55	.057	21	5	.80	252	<.01	5	.35	.03	.27	2	<5	70	<.2	<.001
83790	2	3	6	42	<.3	8	6	681	1.93	196	<5	<2	15	134	.2	4	2	6	2.58	.052	22	6	.81	276	<.01	4	.33	.03	.25	2	<5	50	<.2	.001
83791	1	3	9	37	<.3	5	6	602	1.76	174	<5	<2	16	172	.2	3	5	5	2.26	.047	20	5	.71	274	<.01	3	.29	.03	.20	2	<5	45	<.2	<.001
STANDARD C/AU-1	20	56	36	132	6.2	63	32	1107	4.01	40	17	7	36	50	17.9	17	21	57	.50	.092	38	58	.92	182	.08	26	1.85	.06	.16	12	<5	1915	<.2	.098

Sample type: CORE. Samples beginning 'RE' are Reruns and 'RRE' are Reject Reruns.



SAMPLE#	Mo	Cu	Pb	Zn	Ag	Ni	Co	Mn	Fe	As	U	Au	Th	Sr	Cd	Sb	Bi	V	Ca	P	La	Cr	Mg	Ba	Ti	B	Al	Na	K	W	Tl	Hg	Te	Au**
	ppm	ppm	ppm	ppm	ppm	ppm	ppm	ppm	%	ppm	ppm	ppm	ppm	ppm	ppm	ppm	ppm	ppm	%	%	ppm	ppm	%	ppm	%	ppm	%	%	%	ppm	ppm	ppb	ppm	oz/t
83792	3	5	31	49	.4	5	4	628	1.84	36	<5	<2	16	337	1.1	22	4	2	1.22	.032	38	4	.51	261	<.01	4	.43	.06	.27	<2	<5	55	<.2	<.001
83793	4	3	14	48	<.3	8	3	309	1.96	10	<5	<2	17	144	.5	4	4	2	.23	.029	37	6	.37	205	<.01	3	.37	.04	.27	<2	<5	10	.3	<.001
83794	1	5	17	93	<.3	31	15	1224	2.94	341	<5	<2	6	500	1.0	5	<2	14	4.53	.053	5	15	1.87	125	<.01	<3	.36	.02	.27	<2	<5	55	.2	.003
83795	<1	10	28	107	<.3	41	18	1083	3.66	41	5	<2	5	345	.8	5	<2	20	5.33	.064	6	15	2.48	511	<.01	<3	.34	.02	.28	<2	<5	135	<.2	<.001
83796	<1	21	10	87	<.3	48	21	1063	3.67	25	<5	<2	5	308	<.2	10	<2	24	5.01	.066	11	29	2.27	1060	<.01	3	.38	.03	.31	<2	<5	45	<.2	<.001
83797	3	7	28	92	<.3	21	10	914	2.76	140	<5	<2	12	381	.2	8	2	7	2.80	.043	24	8	1.08	293	<.01	<3	.37	.04	.26	<2	<5	75	<.2	.005
83798	7	3	24	57	<.3	6	3	361	1.94	27	<5	<2	18	153	<.2	4	5	2	.60	.029	33	7	.35	202	<.01	<3	.31	.05	.21	<2	<5	35	<.2	<.001
83799	2	15	65	147	.7	24	12	1689	2.47	1758	5	<2	10	171	1.3	19	<2	8	3.90	.050	6	10	1.38	113	<.01	3	.32	.02	.24	<2	5	370	<.2	.016
RE 83799	2	16	67	153	.7	23	13	1725	2.50	1778	9	<2	12	173	1.5	23	<2	8	4.01	.051	7	10	1.41	113	<.01	3	.32	.02	.25	<2	5	390	<.2	.017
RRE 83799	2	11	47	140	.6	22	12	1692	2.45	1868	<5	<2	11	173	1.6	15	<2	8	3.89	.050	8	9	1.36	115	<.01	3	.33	.02	.25	<2	<5	355	<.2	.015
83800	2	18	44	68	.6	10	6	1225	1.98	799	5	<2	16	157	.2	20	2	6	2.89	.051	11	7	.97	267	<.01	3	.29	.03	.23	<2	<5	245	<.2	.006
83901	2	19	21	72	.5	11	7	1390	2.26	457	<5	<2	17	149	<.2	13	3	5	3.26	.056	15	6	1.13	109	<.01	4	.31	.02	.25	<2	<5	320	<.2	.001
83902	5	32	35	126	2.0	35	13	845	2.96	2329	<5	<2	10	179	.8	28	<2	6	1.57	.058	9	8	.55	40	<.01	3	.47	.03	.33	<2	<5	545	<.2	.030
83903	6	6	34	195	<.3	7	2	1155	1.06	2442	<5	<2	10	344	3.1	24	4	2	1.30	.009	12	8	.52	103	<.01	5	.29	.03	.22	<2	<5	415	<.2	.018
83904	1	14	6	29	.3	2	1	73	.16	52	5	<2	2	12	.7	2	<2	2	.08	.003	1	2	.04	11	<.01	<3	.05	<.01	.02	<2	<5	330	<.2	<.001
83905	1	4	81	337	<.3	5	<1	523	.72	509	<5	<2	7	143	1.9	58	<2	<1	.89	.003	9	5	.03	99	<.01	5	.25	.02	.23	<2	<5	400	<.2	.001
83906	2	2	42	211	<.3	5	<1	489	.68	776	<5	<2	7	139	1.2	84	<2	<1	.76	.002	8	6	.03	101	<.01	4	.22	.02	.20	<2	<5	235	<.2	.001
83907	5	4	102	210	<.3	8	<1	321	.78	1074	<5	<2	8	119	2.0	77	<2	<1	.31	.002	9	9	.04	133	<.01	6	.26	.03	.22	<2	<5	290	<.2	.002
RE 83907	5	4	105	209	<.3	7	<1	315	.77	1049	<5	<2	8	117	2.0	76	<2	<1	.30	.002	9	8	.04	132	<.01	5	.25	.03	.22	<2	<5	260	.2	.002
RRE 83907	3	3	119	203	<.3	5	<1	318	.77	984	<5	<2	9	119	2.0	90	<2	<1	.29	.002	9	5	.04	131	<.01	5	.23	.03	.20	<2	<5	250	<.2	.001
83908	5	2	85	223	<.3	5	<1	648	.71	657	<5	<2	9	140	2.6	70	<2	<1	.68	.003	10	6	.02	137	<.01	6	.26	.03	.24	<2	<5	280	<.2	.001
83909	3	3	69	182	<.3	5	<1	328	.86	970	<5	<2	8	107	1.7	67	<2	<1	.29	.002	10	7	.03	126	<.01	5	.25	.03	.21	<2	<5	235	<.2	.001
83910	2	3	84	150	<.3	4	<1	254	.88	1107	<5	<2	8	115	1.2	80	<2	<1	.39	.002	10	4	.02	129	<.01	4	.24	.03	.19	<2	<5	230	<.2	.001
83911	3	3	51	198	<.3	6	<1	510	.91	644	<5	<2	7	92	1.5	71	<2	<1	.54	.002	10	7	.08	81	<.01	4	.23	.02	.22	<2	<5	410	.3	.001
83912	5	7	82	234	.9	8	1	264	.95	1556	<5	<2	10	91	2.6	813	4	1	.28	.009	14	7	.09	115	<.01	4	.32	.03	.25	<2	<5	395	<.2	.016
83913	7	28	83	338	3.5	23	9	880	2.57	1682	<5	3	8	174	4.2	216	<2	5	1.81	.057	9	8	.60	93	<.01	3	.37	.03	.26	<2	<5	740	<.2	.093
STANDARD C/AU-1	18	57	36	128	6.9	65	32	1093	3.90	44	17	8	39	50	17.7	14	23	60	.49	.091	41	58	.90	187	.08	27	1.82	.06	.15	10	<5	1885	.4	.101

Sample type: CORE. Samples beginning 'RE' are Reruns and 'RRE' are Reject Reruns.

GEOCHEMICAL ANALYSIS CERTIFICATE

Aurum Geological Consultants Inc. File # 95-4373

P.O. Box 4367, Whitehorse YT Y1A 3T5 Submitted by: Al Doherty



SAMPLE#	Mo	Cu	Pb	Zn	Ag	Ni	Co	Mn	Fe	As	U	Au	Th	Sr	Cd	Sb	Bi	V	Ca	P	La	Cr	Mg	Ba	Ti	B	Al	Na	K	W	Tl	Hg	Te	Au**
	ppm	ppm	ppm	ppm	ppm	ppm	ppm	ppm	%	ppm	ppm	ppm	ppm	ppm	ppm	ppm	ppm	ppm	%	%	ppm	ppm	%	ppm	%	ppm	%	%	ppm	ppm	ppb	ppm	oz/t	
38125	3	7	12	37	<.3	9	6	761	1.94	175	6	<2	17	208	<.2	29	2	6	2.47	.049	22	20	.75	388	<.01	<3	.30	.04	.22	<2	<5	155	.4	.001
38126	7	5	52	107	.4	9	3	1540	1.35	2215	<5	<2	9	179	1.3	84	<2	1	1.25	.014	16	9	.38	107	<.01	<3	.26	.03	.21	<2	<5	185	<.2	.015
38127	4	2	41	52	<.3	4	<1	1677	.77	2445	<5	<2	9	79	.6	96	2	<1	.62	.004	15	5	.11	93	<.01	<3	.26	.02	.24	<2	<5	70	<.2	.020
38128	5	3	29	58	.4	6	1	1571	.90	2403	7	<2	9	84	.6	113	<2	1	.61	.007	16	9	.14	106	<.01	3	.26	.02	.23	<2	<5	100	<.2	.015
38129	4	16	33	295	1.6	20	9	1085	2.01	663	7	<2	13	190	4.3	159	<2	8	2.65	.044	18	17	.97	304	<.01	4	.36	.03	.26	<2	<5	550	<.2	.014
38130	4	16	21	103	<.3	18	8	983	2.17	1121	8	<2	14	169	.9	33	<2	8	2.52	.047	18	7	.95	214	<.01	3	.31	.03	.24	<2	<5	235	<.2	.012
38131	4	23	26	90	<.3	23	10	1018	2.34	99	7	<2	14	190	.6	55	<2	8	2.75	.051	22	27	1.16	704	<.01	<3	.28	.03	.22	<2	<5	185	<.2	<.001
38132	2	4	11	36	<.3	8	7	692	1.99	27	7	<2	16	153	<.2	7	<2	9	2.52	.057	24	35	.81	1098	<.01	<3	.33	.04	.24	<2	<5	65	<.2	<.001
38133	<1	2	9	31	<.3	7	6	663	1.81	14	7	<2	17	128	.2	2	<2	8	2.04	.047	24	23	.70	752	<.01	3	.25	.03	.21	<2	<5	35	.4	.001
38134	2	3	7	33	<.3	8	6	650	1.87	129	7	<2	16	131	.2	10	<2	7	2.15	.050	24	16	.67	405	<.01	<3	.29	.03	.22	<2	<5	45	<.2	<.001
RE 38134	2	3	9	34	<.3	8	6	665	1.89	134	7	<2	17	134	.3	7	<2	7	2.20	.050	25	18	.69	451	<.01	4	.30	.03	.23	<2	<5	45	.2	<.001
RRE 38134	3	3	7	33	<.3	8	6	652	1.86	133	9	<2	16	131	.2	5	2	7	2.16	.050	24	19	.67	432	<.01	7	.30	.03	.23	<2	<5	50	<.2	<.001
38135	<1	3	9	48	<.3	8	6	805	2.04	173	7	<2	15	145	.3	5	<2	6	2.48	.058	25	13	.76	305	<.01	4	.30	.03	.22	<2	<5	40	<.2	<.001
38136	2	1	11	50	<.3	8	6	760	1.94	99	<5	<2	11	151	.5	4	<2	7	2.60	.055	19	13	.82	411	<.01	<3	.32	.03	.23	<2	<5	55	<.2	.001
38137	2	3	11	36	<.3	9	7	721	2.06	261	13	<2	14	162	.2	4	<2	6	2.66	.051	19	3	.85	242	<.01	6	.31	.03	.22	<2	<5	40	<.2	.001
83914	2	15	17	156	1.0	17	8	743	2.22	1539	<5	<2	8	167	1.9	79	<2	6	1.91	.051	9	10	.62	108	<.01	3	.33	.02	.23	<2	<5	605	<.2	.054
83915	9	9	21	127	.6	12	6	661	1.83	775	6	<2	12	155	1.5	60	<2	5	1.69	.038	14	9	.53	172	<.01	11	.38	.03	.26	<2	<5	275	.5	.028
83916	6	15	39	170	.8	17	9	1050	2.26	773	5	<2	9	186	1.8	95	<2	7	2.87	.052	10	10	.91	186	<.01	8	.41	.03	.28	<2	<5	405	<.2	.018
83917	3	8	16	115	<.3	14	7	758	1.81	373	5	<2	12	181	1.4	47	<2	6	2.22	.042	14	12	.67	260	<.01	6	.39	.03	.28	<2	<5	345	.2	.007
83918	1	6	14	75	.4	9	6	867	1.75	531	8	<2	15	167	.9	73	<2	4	2.14	.044	15	8	.57	203	<.01	10	.39	.03	.26	<2	<5	195	.6	.009
83919	4	12	27	102	.6	18	8	1092	1.93	925	11	<2	11	177	1.1	113	<2	6	2.57	.051	16	10	.76	195	<.01	6	.43	.03	.30	<2	<5	205	<.2	.012
83920	4	4	26	104	.3	5	1	283	.89	2256	<5	<2	9	86	1.2	178	<2	1	.49	.011	15	7	.13	156	<.01	4	.31	.03	.23	<2	<5	215	<.2	.010
RE 83920	4	4	23	102	.3	5	2	287	.88	2209	8	<2	10	86	1.1	158	<2	1	.49	.011	15	5	.13	157	<.01	8	.31	.03	.23	<2	<5	220	<.2	.010
RRE 83920	4	4	23	105	.4	5	2	278	.89	2209	<5	<2	10	86	1.3	163	<2	1	.50	.011	15	4	.13	167	<.01	6	.32	.03	.23	<2	<5	220	<.2	.009
83921	2	3	27	47	<.3	4	<1	806	.70	1331	<5	<2	9	98	.4	295	2	<1	.89	.003	13	2	.05	114	<.01	4	.25	.02	.22	<2	<5	95	<.2	.003
83922	4	2	28	39	<.3	5	1	914	.71	1529	<5	<2	9	100	.5	139	<2	<1	.93	.003	13	7	.05	131	<.01	8	.26	.02	.22	<2	<5	85	<.2	.003
83923	3	2	36	51	.3	5	<1	724	.84	2582	<5	<2	9	115	.6	239	<2	<1	1.00	.003	14	5	.05	159	<.01	9	.27	.02	.23	<2	<5	115	<.2	.003
83924	7	21	53	172	.6	20	10	1018	2.00	874	8	<2	13	173	2.1	108	<2	6	2.42	.051	19	6	.78	186	<.01	5	.38	.03	.27	<2	<5	435	<.2	.015
83925	<1	74	22	189	.5	74	20	2079	4.02	3382	<5	<2	3	382	.5	80	<2	19	6.18	.070	7	33	2.48	133	<.01	4	.37	.02	.32	<2	5	600	<.2	.003
STANDARD C/AU-1	19	55	36	122	6.1	69	32	1087	3.84	42	22	7	36	48	17.3	18	20	63	.48	.092	38	64	.88	185	.08	27	1.81	.06	.14	9	<5	1805	.3	.103

ICP - .500 GRAM SAMPLE IS DIGESTED WITH 3ML 3-1-2 HCL-HNO3-H2O AT 95 DEG. C FOR ONE HOUR AND IS DILUTED TO 10 ML WITH WATER. THIS LEACH IS PARTIAL FOR MN FE SR CA P LA CR MG BA TI B W AND LIMITED FOR NA K AND AL. ASSAY RECOMMENDED FOR ROCK AND CORE SAMPLES IF CU PB ZN AS > 1%, AG > 30 PPM & AU > 1000 PPB - SAMPLE TYPE: CORE HG ANALYSIS BY FLAMELESS AA. TE ANALYSIS BY HYDRIDE ICP. AU** BY FIRE ASSAY FROM 1 A.T. SAMPLE. Samples beginning 'RE' are Reruns and 'RRE' are Reject Reruns.

DATE RECEIVED: OCT 27 1995 DATE REPORT MAILED: Nov 7/95 SIGNED BY:  D. TOYE, C. LEONG, J. WANG; CERTIFIED B.C. ASSAYERS

GEOCHEMICAL ANALYSIS CERTIFICATE

Aurum Geological Consultants Inc. File # 95-4410 Page 1
 P.O. Box 4367, Whitehorse YT Y1A 3T5 Submitted by: Al Doherty



SAMPLE#	Mo	Cu	Pb	Zn	Ag	Ni	Co	Mn	Fe	As	U	Au	Th	Sr	Cd	Sb	Bi	V	Ca	P	La	Cr	Mg	Ba	Ti	B	Al	Na	K	W	Tl	Hg	Te	Au**	
	ppm	ppm	ppm	ppm	ppm	ppm	ppm	ppm	%	ppm	ppm	ppm	ppm	ppm	ppm	ppm	ppm	ppm	%	%	ppm	ppm	%	ppm	%	%	%	%	%	%	ppm	ppm	ppb	ppm	oz/t
38138	4	28	12	61	<.3	19	10	830	2.33	335	<5	<2	9	159	.5	5	<2	8	3.05	.050	15	12	1.25	150	<.01	5	.34	.02	.25	<2	<5	88	.3	.001	
38139	2	15	29	73	<.3	31	14	941	3.10	375	<5	<2	5	225	.8	4	7	15	5.10	.046	8	25	2.26	307	<.01	5	.34	.02	.26	7	<5	107	.3	.001	
38140	7	3	6	79	<.3	32	14	855	2.90	170	<5	<2	4	175	.6	3	<2	10	4.13	.061	11	15	1.71	178	<.01	5	.35	.02	.27	<2	<5	90	.4	.001	
38141	1	3	3	103	<.3	18	9	598	1.93	1859	<5	3	11	140	1.9	4	<2	6	2.84	.046	18	15	1.05	226	<.01	3	.30	.01	.25	<2	<5	293	<.2	.096	
38142	4	19	7	54	<.3	17	9	659	2.10	646	<5	<2	13	152	.7	11	4	7	2.89	.051	23	13	1.08	104	<.01	6	.37	.02	.29	4	<5	120	<.2	.004	
38143	19	8	10	42	<.3	9	6	728	1.84	178	<5	<2	17	119	.5	7	2	3	2.65	.048	25	12	.87	112	<.01	7	.32	.01	.27	<2	<5	94	.2	.001	
38144	9	6	30	64	.5	29	13	1129	3.09	2892	<5	<2	7	265	1.2	15	<2	13	4.44	.049	8	11	1.75	83	<.01	5	.37	.02	.30	<2	<5	175	<.2	.005	
38145	33	7	21	152	.4	12	7	886	2.09	1251	5	2	14	200	3.6	37	<2	9	3.41	.042	22	9	1.36	86	<.01	4	.34	.01	.30	2	<5	502	<.2	.064	
38146	13	13	11	92	.8	28	14	949	3.22	6648	<5	3	2	168	2.3	40	<2	12	3.49	.059	5	10	1.38	67	<.01	4	.35	.01	.28	<2	<5	492	<.2	.113	
38147	2	84	20	94	1.0	41	17	1052	3.76	1843	5	<2	4	267	1.6	57	<2	16	4.46	.056	8	18	2.21	90	<.01	5	.37	.01	.30	<2	<5	263	<.2	.004	
38148	6	65	22	384	5.6	72	24	517	3.99	28217	<5	30	<2	121	8.3	61	<2	9	1.47	.060	4	16	.59	27	<.01	4	.40	.02	.32	<2	<5	1730	<.2	.852	
38149	2	10	13	45	<.3	10	7	627	2.12	2426	<5	<2	14	156	.5	17	<2	6	2.59	.050	17	8	.97	112	<.01	3	.29	.01	.23	<2	<5	169	<.2	.009	
38150	1	25	22	263	2.4	46	21	750	4.38	41939	<5	38	4	130	4.4	36	<2	8	2.02	.079	6	13	.76	38	<.01	7	.40	.01	.32	<2	<5	817	<.2	1.275	
RE 38150	1	25	22	248	2.5	45	21	749	4.38	41586	<5	38	3	129	4.3	38	<2	8	2.01	.080	5	11	.76	38	<.01	4	.39	.01	.31	<2	<5	818	<.2	1.236	
RRE 38150	1	23	23	240	2.2	45	21	774	4.41	40502	<5	36	3	135	3.9	36	<2	8	2.09	.080	5	10	.78	39	<.01	3	.37	.01	.30	<2	<5	804	<.2	1.202	
59427	4	18	14	87	1.2	12	7	594	2.31	7314	<5	3	18	90	1.1	42	<2	6	1.25	.051	19	14	.42	69	<.01	4	.29	.01	.23	<2	<5	553	<.2	.088	
59428	4	8	4	62	.4	8	7	646	2.05	5529	<5	6	16	97	.7	20	<2	4	1.81	.050	23	8	.63	105	<.01	5	.29	.01	.24	<2	<5	237	<.2	.173	
59429	4	233	18	104	12.3	13	8	897	2.40	5298	<5	5	15	120	2.2	152	<2	5	2.25	.050	18	9	.83	89	<.01	5	.32	.01	.26	<2	<5	756	<.2	.164	
59430	2	53	18	1533	5.5	78	29	81	3.46	35150	<5	65	<2	42	30.5	42	2	7	.25	.035	6	12	.08	41	<.01	4	.36	.01	.30	<2	<5	3109	<.2	1.907	
59431	8	23	15	159	1.9	13	8	94	1.81	8455	5	18	18	47	3.0	33	<2	2	.28	.049	22	11	.07	64	<.01	5	.34	.01	.24	<2	<5	476	<.2	.522	
59432	10	36	183	4014	17.8	9	4	127	2.11	5561	<5	24	11	54	81.8	210	<2	2	.45	.023	13	9	.14	45	<.01	6	.24	.01	.18	<2	<5	10347	<.2	.739	
59433	17	14	16	168	.9	14	7	517	2.10	1995	<5	6	13	132	2.9	23	<2	5	1.76	.045	17	10	.61	96	<.01	4	.35	.02	.26	<2	<5	568	<.2	.192	
59434	1	9	9	35	<.3	7	6	596	1.93	116	<5	<2	16	120	.2	7	<2	10	1.99	.052	28	12	.73	250	<.01	4	.27	.03	.20	<2	<5	116	<.2	.007	
59435	21	43	15	78	.6	13	8	696	2.31	3370	<5	<2	16	171	1.7	28	<2	6	2.76	.054	19	10	1.11	123	<.01	5	.32	.02	.26	<2	<5	308	<.2	.018	
59436	2	11	4	34	<.3	8	6	659	1.90	167	<5	<2	14	152	.3	6	<2	6	2.23	.055	18	10	.75	179	<.01	4	.32	.03	.23	<2	<5	56	<.2	.003	
59437	2	5	7	34	<.3	8	7	835	1.92	384	<5	<2	12	136	.4	<2	<2	4	2.20	.053	19	8	.71	152	<.01	<3	.32	.02	.25	<2	<5	61	<.2	.014	
59438	1	4	4	30	<.3	5	4	635	1.62	204	<5	<2	8	104	.4	<2	<2	3	1.86	.039	16	8	.59	217	<.01	4	.29	.01	.24	<2	<5	49	<.2	.004	
RE 59438	1	4	6	30	<.3	6	4	639	1.64	206	<5	<2	10	104	.3	<2	<2	3	1.88	.039	16	6	.60	212	<.01	3	.29	.01	.24	<2	<5	49	<.2	.004	
RRE 59438	2	3	4	30	<.3	7	4	636	1.60	190	<5	<2	8	105	.3	<2	<2	3	1.87	.039	14	9	.60	219	<.01	3	.30	.01	.24	<2	<5	45	<.2	.009	
59439	3	4	3	20	<.3	7	3	279	.96	249	9	<2	29	66	.2	2	<2	1	.65	.014	27	8	.20	197	<.01	<3	.24	.01	.19	<2	<5	49	<.2	.011	
59440	1	4	11	48	<.3	5	6	754	1.84	239	7	<2	15	112	.4	<2	<2	4	2.55	.044	21	11	.79	270	<.01	3	.28	.01	.23	<2	<5	88	<.2	.014	
59441	3	9	9	171	.3	9	7	589	2.03	1502	8	6	12	97	2.2	3	<2	3	1.63	.038	16	7	.50	106	<.01	3	.28	.01	.23	<2	<5	545	<.2	.174	
59442	3	4	6	80	<.3	7	6	968	2.17	226	<5	<2	12	122	.8	<2	<2	3	2.97	.047	16	15	.95	252	<.01	4	.27	.01	.23	<2	<5	244	<.2	.005	
59443	3	20	10	40	<.3	9	8	551	2.09	23	<5	<2	17	111	<.2	8	<2	18	1.75	.051	22	14	.74	158	.01	<3	.35	.04	.20	<2	<5	47	<.2	.001	
59444	4	16	8	40	<.3	10	6	561	2.11	19	<5	<2	16	124	.2	6	<2	19	1.72	.051	25	20	.70	253	<.01	<3	.32	.04	.19	<2	<5	64	<.2	.002	
59445	3	22	12	33	<.3	8	5	531	1.93	10	<5	<2	18	138	<.2	9	<2	13	1.88	.049	26	12	.70	120	<.01	<3	.29	.04	.18	<2	<5	91	<.2	.001	
59446	11	39	42	49	1.5	8	7	644	1.91	168	6	<2	15	124	.8	24	<2	4	2.14	.042	14	8	.69	124	<.01	<3	.32	.02	.25	<2	<5	152	<.2	.002	
STANDARD C/AU-1	20	58	35	119	6.3	64	32	1066	3.82	38	20	7	35	49	17.5	16	18	54	.47	.090	37	66	.89	181	.08	24	1.78	.06	.15	12	<5	1824	<.2	.098	

ICP - .500 GRAM SAMPLE IS DIGESTED WITH 3ML 3-1-2 HCL-HNO3-H2O AT 95 DEG. C FOR ONE HOUR AND IS DILUTED TO 10 ML WITH WATER.
 THIS LEACH IS PARTIAL FOR MN FE SR CA P LA CR MG BA TI B W AND LIMITED FOR NA K AND AL.
 ASSAY RECOMMENDED FOR ROCK AND CORE SAMPLES IF CU PB ZN AS > 1%, AG > 30 PPM & AU > 1000 PPB
 - SAMPLE TYPE: CORE HG ANALYSIS BY FLAMELESS AA. TE ANALYSIS BY HYDRIDE ICP. AU** BY FIRE ASSAY FROM 1 A.T. SAMPLE.
 Samples beginning 'RE' are Reruns and 'RRE' are Reject Reruns.

DATE RECEIVED: OCT 31 1995 DATE REPORT MAILED: *Nov 7/95* SIGNED BY: *[Signature]* D. TOYE, C. LEONG, J. WANG; CERTIFIED B.C. ASSAYERS



SAMPLE#	Mo ppm	Cu ppm	Pb ppm	Zn ppm	Ag ppm	Ni ppm	Co ppm	Mn ppm	Fe %	As ppm	U ppm	Au ppm	Th ppm	Sr ppm	Cd ppm	Sb ppm	Bi ppm	V ppm	Ca %	P %	La ppm	Cr ppm	Mg %	Ba ppm	Ti %	B ppm	Al %	Na %	K %	W ppm	Tl ppm	Hg ppb	Te ppm	Au** oz/t
59447	3	5	20	50	<.3	8	6	1618	1.94	941	6	<2	16	120	.6	6	<2	3	2.43	.046	16	10	.77	102<.01	3	.25	.02	.22	<2	<5	80	.2	.006	
59448	16	13	231	560	4.1	7	4	2830	1.61	1503	<5	<2	11	62	7.8	130	<2	3	1.34	.029	16	7	.41	106<.01	<3	.22	.01	.19	<2	<5	1475	<.2	.025	
59449	5	13	19	56	.9	10	7	1785	2.20	1038	<5	<2	18	127	.5	13	<2	5	2.42	.050	16	7	.81	102<.01	<3	.26	.02	.22	<2	<5	95	.3	.008	
89401	3	9	5	28	<.3	8	6	717	1.90	36	6	<2	17	129	<.2	7	<2	7	2.33	.048	21	23	.79	690<.01	<3	.24	.03	.20	<2	<5	70	.3	<.001	
89402	13	3	3	26	<.3	8	6	610	1.57	38	<5	<2	13	99	<.2	3	<2	3	2.36	.046	18	25	.76	675<.01	<3	.25	.02	.25	<2	<5	50	<.2	<.001	
89403	1	5	5	30	<.3	6	6	532	1.49	7	<5	<2	18	127	<.2	4	<2	5	2.01	.047	19	32	.67	1135<.01	<3	.25	.03	.22	<2	<5	15	<.2	<.001	
89404	2	11	26	144	3.4	9	6	528	2.20	761	22	5	17	72	2.3	13	<2	3	1.19	.043	14	5	.38	37<.01	<3	.28	.02	.24	<2	<5	950	.2	.172	
89405	1	5	17	29	1.6	8	5	648	1.77	379	<5	<2	15	95	.2	7	<2	4	1.67	.041	16	9	.52	57<.01	<3	.29	.02	.25	<2	<5	145	<.2	.030	
89406	1	4	7	27	<.3	7	6	843	1.78	353	8	<2	19	115	<.2	3	<2	5	2.16	.046	19	13	.70	244<.01	<3	.23	.03	.20	<2	<5	45	.3	.006	
89407	4	24	17	38	.4	7	7	622	1.95	22	<5	<2	16	231	.3	14	<2	7	2.48	.047	17	6	.85	157<.01	<3	.43	.04	.23	<2	<5	75	.3	.001	
89408	1	41	60	156	.4	54	19	1042	4.10	4	<5	<2	2	609	2.4	15	<2	39	3.40	.071	16	106	2.46	374<.01	<3	1.64	.04	.22	<2	<5	80	.3	<.001	
89409	1	48	12	136	<.3	55	19	990	3.66	9	<5	<2	2	220	1.4	19	<2	39	2.94	.069	11	112	2.46	385 .02	<3	1.87	.04	.16	<2	<5	75	<.2	.001	
89410	2	9	8	24	<.3	7	6	640	1.82	6	6	<2	18	244	<.2	9	<2	12	2.80	.049	26	25	.89	620<.01	<3	.30	.04	.19	<2	<5	45	<.2	.001	
89411	5	18	8	35	<.3	10	7	641	2.02	7	<5	<2	18	183	<.2	15	<2	16	2.10	.054	25	25	.77	540<.01	<3	.54	.04	.15	<2	<5	70	<.2	.001	
89412	4	27	7	95	<.3	10	13	1138	4.03	14	<5	<2	2	213	.2	21	<2	32	2.70	.144	18	9	1.64	39<.01	<3	1.50	.05	.19	<2	<5	155	.3	<.001	
89413	2	45	32	104	<.3	63	20	1023	4.00	117	<5	<2	<2	294	.4	24	<2	38	3.68	.069	11	105	2.43	537 .01	<3	1.52	.04	.17	<2	<5	115	.2	.001	
RE 89413	3	46	27	104	.4	63	20	1035	3.94	115	<5	<2	<2	291	.4	25	<2	38	3.66	.069	11	104	2.42	585 .01	<3	1.51	.04	.18	<2	<5	105	.3	.001	
RRE 89413	3	44	25	105	.3	64	20	1052	4.04	108	<5	<2	<2	301	.3	25	<2	39	3.85	.070	11	108	2.46	619 .01	<3	1.54	.05	.19	<2	<5	115	<.2	.001	
89414	13	11	7	34	<.3	11	7	607	2.12	14	7	<2	16	167	<.2	11	<2	14	2.17	.055	25	23	.84	591<.01	<3	.51	.05	.18	<2	<5	50	<.2	<.001	
89415	40	13	11	28	.5	10	6	586	1.89	66	<5	<2	17	189	<.2	10	<2	16	1.90	.052	25	22	.70	427<.01	<3	.54	.05	.18	<2	<5	35	<.2	.006	
89416	4	51	26	149	12.3	77	21	1714	4.37	299	<5	<2	2	252	1.7	39	<2	36	3.53	.093	12	80	2.66	69<.01	3	1.54	.05	.23	<2	<5	375	<.2	.012	
89417	7	11	7	29	<.3	13	7	583	2.10	6	5	<2	16	174	<.2	8	<2	13	2.29	.050	26	36	.98	893<.01	<3	.51	.04	.20	<2	<5	65	<.2	<.001	
89418	2	7	14	485	.5	10	7	2191	2.15	267	7	<2	18	142	7.8	11	<2	6	2.54	.050	17	6	.92	166<.01	<3	.27	.04	.21	<2	<5	205	<.2	.006	
89419	4	7	73	325	5.1	11	7	1326	2.08	434	5	<2	14	101	5.5	14	<2	5	1.94	.049	16	9	.68	111<.01	<3	.32	.03	.25	<2	<5	340	<.2	.032	
89420	13	14	162	2193	17.0	15	8	1526	2.26	1898	8	3	12	102	39.3	34	<2	2	1.65	.039	7	6	.57	46<.01	<3	.27	.03	.20	<2	<5	2175	<.2	.105	
89421	3	6	14	83	.7	15	8	1731	2.28	138	5	<2	16	140	1.0	7	<2	7	2.41	.052	13	9	.90	161<.01	<3	.28	.03	.23	<2	<5	95	<.2	.003	
89422	3	13	12	42	2.0	10	7	844	1.94	97	7	<2	17	145	.3	9	<2	9	2.18	.052	19	18	.85	327<.01	<3	.26	.04	.21	<2	<5	75	.3	.007	
89423	1	32	57	184	10.0	62	19	3103	4.10	527	5	<2	2	278	2.1	21	<2	16	5.24	.080	5	25	2.12	81<.01	3	.35	.03	.30	<2	5	200	.2	.023	
89424	1	5	8	36	.4	11	7	737	2.01	10	<5	<2	15	162	<.2	2	<2	12	2.02	.054	28	27	.84	807<.01	3	.27	.04	.22	<2	<5	20	<.2	<.001	
89425	1	10	18	30	2.1	9	7	1680	2.10	183	<5	<2	17	103	<.2	7	<2	8	2.09	.055	18	15	.75	216<.01	<3	.27	.04	.21	<2	<5	65	<.2	.002	
RE 89425	2	10	17	30	2.1	9	7	1646	2.06	183	<5	<2	15	100	<.2	7	<2	8	2.04	.054	18	15	.73	215<.01	4	.27	.04	.21	<2	<5	65	<.2	.001	
RRE 89425	2	10	17	29	1.8	8	7	1697	2.06	165	8	<2	16	102	<.2	7	2	9	2.07	.052	19	9	.75	208<.01	<3	.29	.04	.22	<2	<5	55	<.2	.001	
89426	7	253	1567	7603	265.9	11	5	2463	1.29	1464	6	<2	5	54	136.1	296	<2	2	1.33	.019	4	9	.49	37<.01	3	.17	.01	.14	<2	<5	8700	<.2	.028	
89427	1	7	59	136	3.7	10	6	2320	1.90	712	6	<2	14	100	1.9	8	<2	5	1.96	.050	14	6	.69	92<.01	4	.27	.03	.22	<2	<5	335	<.2	.003	
89428	75	160	3156	2494	235.0	12	8	934	1.98	628	5	<2	11	63	41.6	210	<2	2	1.13	.033	13	8	.41	58<.01	<3	.26	.02	.21	<2	<5	4915	<.2	.035	
89429	12	41	31	65	3.8	12	8	1221	2.02	272	<5	<2	11	137	.9	25	<2	4	2.61	.051	13	11	.94	169<.01	<3	.24	.02	.21	<2	<5	415	<.2	.003	
89430	128	27	67	75	6.8	20	13	1267	2.68	903	<5	4	10	168	1.3	22	<2	3	2.96	.042	8	7	1.18	27<.01	3	.24	.02	.20	<2	<5	280	.3	.121	
STANDARD C/AU-1	22	59	37	125	6.8	63	33	1111	4.03	42	21	8	37	54	17.9	16	16	57	.50	.094	39	61	.91	177 .08	24	1.84	.06	.15	10	<5	1850	.3	.097	

Sample type: CORE. Samples beginning 'RE' are Reruns and 'RRE' are Reject Reruns.



GEOCHEMICAL ANALYSIS CERTIFICATE



Aurum Geological Consultants Inc. File # 95-4619 Page 1

P.O. Box 4367, Whitehorse YT Y1A 3T5 Submitted by: Al Doherty

SAMPLE#	Mo ppm	Cu ppm	Pb ppm	Zn ppm	Ag ppm	Ni ppm	Co ppm	Mn ppm	Fe %	As ppm	U ppm	Au ppm	Th ppm	Sr ppm	Cd ppm	Sb ppm	Bi ppm	V ppm	Ca %	P %	La ppm	Cr ppm	Mg %	Ba ppm	Ti %	B ppm	Al %	Na %	K %	W ppm	Tl ppm	Hg ppb	Te ppm	Au** oz/t
75026	53	115	38	67	3.1	6	7	574	1.32	126	22	<2	24	126	1.4	57	5	5	1.49	.028	22	5	.45	150	<.01	<3	.32	.03	.23	<2	<5	605	<.2	.001
75027	3	7	5	48	<.3	7	5	656	1.69	100	6	<2	24	98	.5	<2	3	6	2.19	.034	15	5	.66	328	<.01	<3	.25	.02	.17	<2	<5	125	<.2	<.001
75028	1	34	12	63	<.3	47	17	718	3.35	4	7	<2	5	327	.3	6	<2	40	3.67	.063	10	47	1.90	312	<.01	<3	.51	.05	.25	<2	<5	60	<.2	<.001
75029	3	10	8	39	<.3	8	6	515	1.82	128	15	<2	22	148	.4	2	<2	8	2.21	.042	18	6	.72	382	<.01	<3	.27	.03	.20	<2	<5	35	<.2	<.001
75030	4	4	3	32	<.3	11	6	543	1.70	54	12	<2	16	124	.3	<2	<2	5	2.29	.041	17	9	.71	454	<.01	<3	.25	.02	.19	<2	<5	55	<.2	<.001
89431	8	11	113	58	1.0	8	10	1270	3.37	41	12	<2	26	103	.4	3	3	5	2.35	.053	22	6	.87	29	<.01	<3	.25	.04	.19	<2	<5	565	<.2	.001
89432	12	20	218	65	.8	10	10	1002	3.28	38	7	<2	24	92	.3	7	4	5	2.11	.054	19	6	.83	24	<.01	3	.29	.03	.22	<2	<5	955	.2	.001
89433	2	113	111	176	.9	52	16	2161	3.79	36	<5	<2	7	263	.9	48	<2	23	5.17	.078	6	38	2.18	58	<.01	<3	.49	.02	.24	<2	<5	510	<.2	<.001
89434	7	56	173	102	1.3	21	12	1451	3.37	27	<5	<2	21	157	.6	25	4	8	3.38	.063	17	11	1.26	29	<.01	3	.32	.02	.23	<2	<5	465	<.2	<.001
89435	4	11	63	65	.7	9	9	1491	2.93	26	14	<2	28	128	.3	5	4	4	2.79	.058	19	3	1.05	22	<.01	3	.29	.02	.23	<2	<5	290	<.2	<.001
89436	4	10	68	97	.6	19	12	1951	3.22	37	<5	<2	21	144	.6	5	3	7	3.95	.064	15	10	1.39	23	<.01	3	.32	.02	.25	<2	<5	185	<.2	.001
89437	4	6	20	60	<.3	10	9	1247	2.96	11	6	<2	25	145	.3	3	4	5	2.53	.057	24	7	.89	23	<.01	3	.32	.02	.25	<2	<5	230	<.2	<.001
89438	6	7	51	53	.7	9	9	1136	2.84	8	8	<2	25	108	.2	5	4	5	2.14	.055	18	6	.69	36	<.01	<3	.31	.03	.25	<2	<5	170	.2	.001
89439	2	10	29	77	.7	8	9	1568	2.67	8	13	<2	25	105	.2	10	4	8	3.00	.053	22	6	.88	58	<.01	3	.30	.04	.24	<2	<5	90	.3	<.001
RE 89439	2	9	29	78	.6	8	10	1600	2.72	8	6	<2	26	107	.2	10	3	9	3.06	.054	23	7	.90	59	<.01	<3	.30	.04	.23	<2	<5	75	.2	<.001
RRE 89439	2	13	34	78	.8	9	10	1601	2.77	6	<5	<2	25	107	.3	12	3	9	3.06	.054	22	7	.89	60	<.01	<3	.30	.04	.24	<2	<5	80	.2	.001
89440	4	9	12	31	<.3	9	6	835	1.94	229	18	<2	19	138	<.2	5	3	6	2.49	.050	20	6	.75	281	<.01	3	.31	.02	.24	<2	<5	215	<.2	<.001
89441	3	15	21	49	.3	11	6	916	1.92	66	<5	<2	18	147	.2	10	2	7	2.64	.050	13	8	.82	365	<.01	3	.31	.03	.23	<2	<5	240	<.2	<.001
89442	2	17	60	184	.5	57	20	1708	4.19	12	<5	<2	9	226	.6	10	<2	21	5.40	.078	7	32	2.33	81	<.01	<3	.40	.03	.28	<2	<5	175	.5	.001
89443	2	54	36	123	.8	33	15	1961	3.61	37	<5	<2	9	224	.5	31	<2	18	5.46	.079	5	17	1.81	108	<.01	3	.39	.03	.29	<2	<5	445	<.2	.001
89444	5	191	62	112	1.3	17	11	1099	2.44	68	13	<2	15	147	1.0	104	3	8	3.61	.060	12	8	1.21	101	<.01	<3	.34	.02	.26	<2	<5	1805	.3	<.001
89445	4	28	53	87	.5	36	15	965	3.05	11	<5	<2	10	107	.4	14	<2	15	2.67	.060	7	18	1.17	78	<.01	<3	.34	.02	.25	<2	<5	255	.3	.001
89446	3	6	7	42	<.3	8	6	651	1.82	<2	12	<2	18	128	<.2	5	2	13	2.42	.052	21	7	.78	1057	<.01	<3	.26	.04	.19	<2	<5	30	.2	<.001
89447	5	13	12	61	<.3	8	6	676	1.71	3	20	<2	19	118	.4	13	4	11	2.37	.049	22	7	.76	500	<.01	<3	.32	.04	.23	<2	<5	25	<.2	<.001
89448	2	10	5	77	<.3	8	5	629	1.54	<2	<5	<2	16	92	.7	6	<2	12	2.35	.041	21	8	.75	377	<.01	<3	.29	.03	.23	<2	<5	65	.2	<.001
89449	34	19	166	84	.8	7	7	662	1.78	62	9	<2	15	130	.9	13	<2	7	2.57	.041	13	5	.79	528	<.01	3	.30	.02	.21	<2	<5	115	<.2	.001
89450	4	7	40	163	.3	9	6	1043	1.89	399	12	<2	22	104	2.8	12	2	5	2.29	.045	19	6	.71	205	<.01	3	.31	.03	.23	<2	<5	325	<.2	.001
89451	24	48	429	1095	2.7	52	17	1389	3.09	3626	5	3	11	258	18.9	139	2	10	2.32	.067	10	16	.79	71	<.01	4	.59	.04	.38	<2	<5	1600	<.2	.090
RE 89451	23	44	411	1030	2.7	50	16	1310	2.91	3406	<5	3	10	242	17.9	145	2	9	2.17	.063	9	15	.75	66	<.01	<3	.52	.04	.34	<2	<5	1500	<.2	.094
RRE 89451	24	44	401	1020	2.5	50	16	1274	2.86	3483	<5	3	10	236	17.2	139	<2	9	2.12	.060	8	15	.74	66	<.01	<3	.54	.04	.35	<2	<5	1480	<.2	.081
89452	3	4	183	410	.5	6	1	611	.88	216	6	<2	12	119	2.3	96	<2	1	1.00	.004	10	6	.05	66	<.01	3	.22	.01	.21	<2	<5	365	<.2	.001
89453	4	28	32	129	.5	45	18	1110	3.32	201	7	<2	11	215	.9	22	2	22	4.38	.072	12	23	1.83	287	<.01	<3	.46	.04	.28	<2	<5	200	.2	.009
89454	10	30	137	248	.6	28	12	999	2.86	19	<5	<2	12	298	2.5	23	<2	19	3.35	.065	19	15	1.49	1365	<.01	<3	.43	.04	.27	<2	<5	90	.4	.001
89455	3	10	27	110	.5	31	10	1087	1.87	553	<5	<2	11	228	.6	62	<2	10	2.20	.036	10	13	.90	210	<.01	<3	.37	.03	.27	<2	<5	115	<.2	.005
89456	3	7	13	78	<.3	11	7	1132	2.09	309	<5	<2	20	201	.7	48	2	8	2.69	.055	21	6	.84	233	<.01	<3	.42	.03	.28	<2	<5	90	.2	.002
89457	1	2	4	44	<.3	7	6	795	2.03	68	<5	<2	17	178	.2	11	<2	7	2.81	.054	23	5	.81	507	<.01	<3	.33	.03	.23	<2	<5	55	<.2	<.001
89458	2	2	11	44	<.3	10	6	845	2.07	285	<5	<2	19	188	.3	45	2	7	2.77	.055	22	8	.80	311	<.01	<3	.36	.03	.25	<2	<5	80	<.2	.001
STANDARD C/H-1/AU-1	22	60	34	132	6.8	67	34	1118	4.06	45	22	6	45	55	19.1	16	21	63	.51	.093	39	59	.93	195	.08	24	1.88	.06	.14	11	<5	1945	1.3	.099

ICP - .500 GRAM SAMPLE IS DIGESTED WITH 3ML 3-1-2 HCL-HNO3-H2O AT 95 DEG. C FOR ONE HOUR AND IS DILUTED TO 10 ML WITH WATER.

THIS LEACH IS PARTIAL FOR MN FE SR CA P LA CR MG BA TI B W AND LIMITED FOR NA K AND AL.

ASSAY RECOMMENDED FOR ROCK AND CORE SAMPLES IF CU PB ZN AS > 1%, AG > 30 PPM & AU > 1000 PPB

- SAMPLE TYPE: CORE HG ANALYSIS BY FLAMELESS AA. TE ANALYSIS BY HYDRIDE ICP. AU** BY FIRE ASSAY FROM 1 A.T. SAMPLE

Samples beginning 'RE' are Reruns and 'RRE' are Reject Reruns.



SAMPLE#	Mo	Cu	Pb	Zn	Ag	Ni	Co	Mn	Fe	As	U	Au	Th	Sr	Cd	Sb	Bi	V	Ca	P	La	Cr	Mg	Ba	Ti	B	Al	Na	K	W	Tl	Hg	Te	Au**
	ppm	ppm	ppm	ppm	ppm	ppm	ppm	ppm	%	ppm	ppm	ppm	ppm	ppm	ppm	ppm	ppm	ppm	%	%	ppm	ppm	%	ppm	%	%	%	%	%	ppm	ppm	ppb	ppm	oz/t
89459	2	3	7	38	<.3	8	6	688	1.91	110	8	<2	19	164	<.2	14	3	6	2.28	.054	24	6	.73	548	<.01	<3	.38	.03	.28	<2	<5	80	<.2	<.001
89460	2	2	9	38	<.3	8	6	635	2.06	168	7	<2	18	148	<.2	10	2	6	2.25	.057	23	6	.74	371	<.01	<3	.29	.03	.23	<2	<5	95	<.3	<.001
89461	75	60	218	105	1.1	11	8	1352	2.09	134	7	2	18	181	.9	33	5	4	2.26	.047	18	8	.72	207	<.01	<3	.28	.02	.22	<2	<5	185	<.2	<.001
89462	664	53	233	77	1.8	11	17	873	1.32	70	7	22	20	127	.8	51	7	4	1.47	.031	21	5	.46	163	<.01	4	.27	.02	.22	8	<5	160	<.2	.003
89463	15	14	60	34	<.3	5	4	541	1.19	159	8	<2	27	122	.2	8	5	3	1.33	.024	21	5	.44	235	<.01	<3	.24	.02	.19	<2	<5	55	<.2	<.001
89464	5	3	11	76	<.3	15	9	1005	2.23	1103	8	<2	14	219	.3	<2	3	7	3.07	.054	15	6	1.11	262	<.01	<3	.29	.02	.24	<2	<5	115	<.5	<.001
89465	8	3	18	173	.6	48	18	1449	3.42	4442	7	<2	10	274	1.0	2	2	16	5.31	.055	5	15	1.93	88	<.01	<3	.34	.02	.28	<2	<5	495	<.2	.003
89466	17	268	28	152	2.2	10	7	863	2.08	152	5	<2	15	183	2.1	124	5	7	2.57	.049	15	5	.97	541	<.01	<3	.32	.03	.24	<2	<5	560	<.2	<.001
89467	2	19	26	87	.5	37	16	1200	3.21	1962	<5	<2	7	310	.6	7	<2	21	5.09	.054	4	15	2.09	166	<.01	<3	.38	.02	.32	<2	<5	165	.3	.003
89468	1	21	9	88	.3	62	21	938	3.99	270	<5	<2	5	419	.3	10	<2	36	4.12	.062	6	29	2.27	702	<.01	<3	.38	.04	.29	<2	<5	200	<.2	<.001
89469	1	21	17	150	1.6	59	22	1323	3.95	5791	<5	<2	7	374	1.2	10	<2	22	4.40	.062	5	22	2.04	75	<.01	<3	.43	.02	.35	<2	<5	710	<.2	.033
89470	179	637	1560	291	7.9	28	20	1013	4.13	819	<5	5	15	276	4.3	253	4	13	2.90	.056	11	9	1.61	83	<.01	<3	.40	.03	.29	<2	<5	2580	<.2	.002
RE 89470	181	637	1557	287	7.9	28	20	1017	4.14	817	6	5	15	278	4.3	255	3	13	2.91	.057	10	10	1.62	87	<.01	<3	.40	.03	.30	<2	<5	2500	<.2	.002
RRE 89470	146	589	1448	272	7.4	28	19	987	3.92	886	10	4	14	282	4.1	242	4	13	2.93	.055	10	8	1.59	100	<.01	<3	.39	.03	.29	<2	<5	2335	<.2	.002
89471	3	11	19	96	<.3	16	10	789	2.57	37	6	<2	16	229	.5	5	2	12	3.50	.050	17	6	1.49	1386	<.01	<3	.28	.03	.22	<2	<5	105	<.2	<.001
89472	2	3	12	93	<.3	29	14	846	3.03	36	<5	<2	12	301	.3	2	<2	16	4.16	.055	15	10	1.94	637	<.01	<3	.31	.03	.25	<2	<5	95	<.2	<.001
89473	1	4	10	44	<.3	14	7	626	1.78	46	<5	<2	18	192	.3	<2	2	9	3.43	.023	20	7	1.36	741	<.01	<3	.20	.02	.16	<2	<5	105	<.3	<.001
89474	1	3	21	112	<.3	49	22	1087	4.19	82	7	<2	7	339	.6	<2	<2	21	5.45	.058	6	17	2.76	533	<.01	<3	.35	.02	.30	<2	<5	110	<.2	<.001
89475	1	12	24	105	.4	49	20	1066	3.76	422	<5	<2	6	403	1.0	10	<2	20	5.17	.061	5	15	2.50	241	<.01	<3	.32	.02	.28	<2	<5	175	.2	.002
89476	2	10	16	205	.4	36	16	914	3.44	1706	6	<2	12	229	2.3	5	2	12	3.93	.058	9	12	1.70	121	<.01	<3	.34	.02	.30	<2	<5	250	.4	.016
89477	17	51	62	207	.6	10	4	480	1.54	447	8	<2	26	102	2.6	27	2	3	1.58	.029	24	6	.53	226	<.01	<3	.26	.01	.24	<2	<5	440	<.2	.006
89478	11	117	6	50	.6	9	4	400	1.24	196	14	<2	27	102	.6	58	3	3	1.50	.022	25	8	.51	132	<.01	3	.22	.01	.21	<2	<5	515	<.2	<.001
89479	5	83	4	37	.8	8	4	280	1.06	151	13	<2	30	91	.3	41	5	2	1.09	.018	27	6	.37	283	<.01	<3	.20	.01	.19	<2	<5	295	<.2	<.001
89480	8	7	11	113	<.3	31	13	975	3.03	1797	<5	<2	11	244	.6	3	<2	12	5.14	.041	10	11	1.88	122	<.01	<3	.33	.01	.29	<2	<5	185	<.3	<.001
89481	9	6	5	17	<.3	8	3	224	.88	167	14	<2	34	67	<.2	8	3	1	.76	.014	30	8	.26	120	<.01	<3	.18	.01	.17	<2	<5	65	<.2	<.001
89482	5	4	3	22	<.3	10	3	281	.96	105	14	<2	33	79	<.2	4	2	1	.89	.015	27	10	.29	114	<.01	<3	.26	.01	.23	<2	<5	65	<.2	<.001
89483	29	11	7	41	<.3	12	4	637	1.31	52	5	<2	30	126	.2	7	4	4	1.40	.021	26	8	.51	93	<.01	<3	.24	.01	.21	<2	<5	110	<.2	.001
RE 89483	27	11	6	42	<.3	12	4	632	1.30	55	10	<2	31	124	.3	8	3	4	1.39	.021	26	8	.51	92	<.01	<3	.23	.01	.21	2	<5	100	.3	.001
RRE 89483	26	10	8	40	<.3	12	4	619	1.30	86	10	<2	28	121	<.2	7	3	4	1.37	.020	26	9	.50	90	<.01	<3	.28	.01	.24	<2	<5	105	.5	.001
89484	3	24	23	370	2.6	54	22	815	3.88	9840	<5	5	7	173	5.6	26	<2	9	2.38	.054	3	12	.89	44	<.01	<3	.33	.02	.28	<2	<5	740	<.2	.162
89485	3	4	8	77	<.3	10	6	795	2.11	751	10	<2	17	178	.8	6	2	6	2.52	.050	17	8	.81	241	<.01	<3	.28	.02	.23	<2	<5	270	.4	.005
89486	2	4	5	38	<.3	9	7	710	1.98	155	9	<2	16	178	.2	3	2	7	2.44	.052	20	7	.78	453	<.01	<3	.28	.03	.24	<2	<5	55	<.2	<.001
89487	2	6	10	37	<.3	7	6	757	1.94	65	7	<2	17	159	<.2	3	<2	7	2.52	.050	19	5	.81	536	<.01	<3	.29	.03	.24	<2	<5	50	.4	.001
89488	4	10	23	34	<.3	8	6	713	1.97	209	6	<2	19	145	<.2	6	<2	6	2.41	.053	18	6	.75	229	<.01	3	.28	.02	.23	<2	<5	70	.6	.001
89489	2	9	12	51	<.3	10	7	614	2.24	43	<5	<2	20	136	.3	4	<2	9	2.11	.057	26	8	.82	873	<.01	<3	.28	.03	.23	<2	<5	45	<.2	<.001
89490	5	23	34	63	<.3	10	7	792	2.02	367	8	<2	18	166	.5	12	<2	5	2.89	.049	22	5	.94	467	<.01	<3	.28	.02	.24	<2	<5	150	.7	.011
89491	4	33	36	51	.6	11	7	812	1.91	908	<5	<2	20	143	.4	25	<2	4	2.30	.053	22	7	.74	244	<.01	<3	.32	.02	.27	<2	<5	135	.5	.005
STANDARD C/H-1/AU-1	21	57	37	129	6.5	66	33	1067	3.99	44	19	6	41	52	18.0	18	22	58	.49	.089	39	60	.91	185	.08	25	1.83	.06	.15	9	<5	1870	.8	.101

Sample type: CORE. Samples beginning 'RE' are Reruns and 'RRE' are Reject Reruns.



ACME ANALYTICAL



ACME ANALYTICAL

SAMPLE#	Mo	Cu	Pb	Zn	Ag	Ni	Co	Mn	Fe	As	U	Au	Th	Sr	Cd	Sb	Bi	V	Ca	P	La	Cr	Mg	Ba	Ti	B	Al	Na	K	W	Tl	Hg	Te	Au**
	ppm	ppm	ppm	ppm	ppm	ppm	ppm	ppm	%	ppm	ppm	ppm	ppm	ppm	ppm	ppm	ppm	ppm	%	%	ppm	ppm	%	ppm	%	%	%	%	%	ppm	ppm	ppb	ppm	oz/t
89492	3	21	36	169	1.7	12	6	524	1.91	933	<5	4	16	156	2.7	20	<2	5	1.64	.046	19	6	.53	145	<.01	<3	.35	.03	.28	<2	<5	200	<.2	.138
89493	4	20	23	50	<.3	10	6	670	2.05	26	<5	<2	20	120	.3	10	2	6	2.14	.050	24	6	.79	108	<.01	<3	.25	.03	.19	<2	<5	100	<.2	<.001
89494	6	238	42	240	.5	9	7	903	2.26	26	<5	<2	17	110	3.6	122	2	6	2.22	.052	22	6	.83	299	<.01	<3	.26	.03	.21	<2	<5	1925	<.2	<.001
89495	136	126	59	63	2.3	12	8	341	1.13	83	<5	5	25	53	1.3	70	4	2	.82	.011	30	11	.27	267	<.01	3	.17	.01	.16	3	<5	810	<.2	<.001
89496	39	63	33	55	1.3	7	5	851	1.76	169	<5	<2	22	111	.7	29	3	3	1.96	.037	19	6	.62	194	<.01	<3	.26	.01	.24	<2	<5	210	.5	.001
89497	4	7	5	10	<.3	9	3	172	.72	36	6	<2	41	99	<.2	2	4	1	.66	.005	23	9	.24	908	<.01	<3	.19	.03	.15	<2	<5	215	<.2	<.001
RE 89497	4	7	5	11	<.3	9	3	172	.73	37	6	<2	40	100	<.2	2	5	1	.66	.005	24	9	.25	897	<.01	<3	.19	.03	.16	<2	<5	195	.5	<.001
RRE 89497	6	7	5	9	<.3	10	3	172	.73	36	10	<2	39	100	<.2	2	4	1	.64	.005	23	9	.24	844	<.01	<3	.19	.03	.16	<2	<5	235	<.2	<.001
89498	3	8	8	46	<.3	9	5	821	1.91	250	<5	<2	18	173	.4	7	3	5	2.37	.050	20	6	.76	182	<.01	<3	.31	.02	.25	<2	<5	130	<.2	.001
89499	15	39	84	164	2.2	27	12	814	2.46	1608	<5	4	15	169	2.2	26	3	6	1.91	.054	14	7	.65	73	<.01	<3	.35	.03	.27	<2	<5	235	<.2	.119
89500	5	10	51	194	.7	11	8	1584	2.67	110	<5	<2	26	110	2.4	4	6	9	2.61	.055	17	8	.88	30	<.01	<3	.27	.04	.20	<2	<5	620	.4	.001
STANDARD C/H-1/AU-1	21	58	36	133	6.6	65	34	1092	3.96	42	18	7	42	52	18.7	18	22	62	.49	.092	39	58	.91	188	.08	26	1.86	.06	.16	11	<5	1905	.8	.100

Sample type: CORE. Samples beginning 'RE' are Reruns and 'RRE' are Reject Reruns.



GEOCHEMICAL ANALYSIS CERTIFICATE

Aurum Geological Consultants Inc. File # 95-4834 Page 1

P.O. Box 4367, Whitehorse YT Y1A 3T5 Submitted by: Al Doherty

SAMPLE#	Mo	Cu	Pb	Zn	Ag	Ni	Co	Mn	Fe	As	U	Au	Th	Sr	Cd	Sb	Bi	V	Ca	P	La	Cr	Mg	Ba	Ti	B	Al	Na	K	W	Tl	Hg	Te	Au**
	ppm	ppm	ppm	ppm	ppm	ppm	ppm	ppm	%	ppm	ppm	ppm	ppm	ppm	ppm	ppm	ppm	ppm	%	%	ppm	ppm	%	ppm	%	ppm	%	%	ppm	ppm	ppb	ppm	oz/t	
75031	26	38	199	1677	4.9	7	9	1077	3.41	<2	<5	<2	9	85	34.7	10	12	7	2.54	.104	13	2	.84	38<.01	<3	.43	.02	.33	<2	<5	5110	.8	.001	
75032	3	28	66	185	.4	3	6	1611	3.22	6	<5	<2	3	308	.6	<2	<2	14	3.12	.165	23	2	.94	134<.01	<3	.55	.03	.33	<2	<5	100	<.2	<.001	
75033	6	10	20	63	<.3	8	6	752	2.04	<2	<5	<2	17	255	.2	2	6	11	2.13	.055	34	8	.68	987<.01	<3	.29	.03	.21	<2	<5	75	.2	<.001	
75034	3	7	40	48	<.3	9	6	695	1.93	31	9	<2	15	122	<.2	<2	4	5	2.59	.056	31	7	.81	1150<.01	<3	.33	.02	.26	<2	<5	95	<.2	<.001	
75035	3	9	13	92	<.3	10	6	1179	2.57	4	<5	<2	17	90	.3	2	3	8	2.17	.054	25	8	.76	151<.01	3	.30	.04	.22	<2	<5	115	<.2	<.001	
75036	7	9	43	197	<.3	9	8	1422	2.64	13	6	<2	18	95	3.0	4	3	4	2.03	.058	22	6	.64	48<.01	3	.32	.03	.23	<2	<5	365	<.2	<.001	
75037	2	7	19	89	<.3	8	6	1118	1.89	3	<5	<2	17	109	.3	3	4	6	2.02	.048	29	7	.67	1217<.01	<3	.26	.03	.20	<2	<5	160	<.2	.001	
75038	2	6	28	154	<.3	8	7	1702	2.65	9	<5	<2	13	159	1.0	<2	6	5	2.73	.047	21	7	.83	131<.01	<3	.30	.02	.24	<2	<5	180	<.2	<.001	
75039	7	139	9	86	.4	9	5	814	2.00	51	<5	<2	16	106	.9	43	3	5	2.80	.052	24	7	.87	564<.01	3	.27	.02	.22	<2	<5	1100	<.2	<.001	
75040	2	7	22	71	<.3	24	12	988	3.07	200	<5	<2	9	201	.9	2	2	12	4.84	.063	13	7	1.94	290<.01	<3	.36	.02	.29	<2	<5	220	<.2	.001	
RE 75040	2	7	19	68	<.3	25	12	973	3.03	201	<5	<2	8	199	.7	<2	<2	12	4.77	.062	13	8	1.90	296<.01	<3	.36	.01	.29	<2	<5	145	<.2	.001	
RRE 75040	1	8	17	70	<.3	23	13	975	3.04	204	<5	<2	8	199	.3	2	3	12	4.79	.063	13	7	1.92	288<.01	<3	.36	.01	.28	<2	<5	205	<.2	.001	
75041	1	53	15	74	.6	17	9	1083	2.66	104	<5	<2	9	180	.7	19	3	14	5.04	.045	11	7	1.98	411<.01	<3	.27	.02	.22	<2	<5	255	<.2	<.001	
75042	1	127	20	144	1.9	28	14	1475	3.91	353	<5	<2	3	261	1.8	45	<2	22	7.23	.058	3	10	2.82	160<.01	<3	.31	.01	.26	<2	<5	725	<.2	.001	
75043	3	10	15	61	<.3	12	6	1064	2.02	301	<5	<2	15	146	.5	2	5	6	3.23	.051	22	8	1.19	236<.01	<3	.31	.02	.26	<2	<5	165	.3	.001	
75044	2	95	17	59	.3	22	10	853	2.65	5	<5	<2	12	296	1.2	2	4	29	2.80	.051	27	26	1.60	568<.01	<3	.81	.06	.16	<2	<5	125	<.2	<.001	
75045	1	39	<3	78	<.3	75	20	862	4.30	9	<5	<2	2	520	<.2	<2	<2	76	3.82	.060	11	144	3.30	190 .05	<3	2.39	.05	.11	<2	<5	15	<.2	<.001	
75046	2	30	13	49	<.3	16	7	705	2.21	3	<5	<2	17	208	1.4	<2	3	22	1.93	.043	27	21	1.06	431<.01	<3	.52	.06	.14	<2	<5	60	<.2	<.001	
75047	<1	24	9	70	<.3	27	10	1120	2.55	4	<5	<2	6	279	.4	7	<2	19	5.18	.062	13	22	2.21	539<.01	<3	.44	.02	.32	<2	<5	105	<.2	<.001	
75048	1	20	13	89	<.3	36	12	1286	2.85	6	<5	<2	5	282	<.2	7	<2	16	5.44	.065	10	24	2.31	724<.01	<3	.36	.02	.28	<2	<5	5	.2	.001	
75049	<1	51	13	107	<.3	50	16	1281	3.14	2	<5	<2	5	221	<.2	9	<2	23	4.49	.063	12	31	2.37	487<.01	<3	.43	.02	.33	<2	<5	60	<.2	.001	
RE 75049	<1	56	11	111	<.3	51	15	1312	3.22	7	<5	<2	5	226	.3	9	<2	24	4.59	.065	12	31	2.42	509<.01	<3	.44	.02	.33	<2	<5	55	<.2	.001	
RRE 75049	<1	52	3	108	<.3	52	15	1288	3.16	<2	<5	<2	5	222	<.2	9	<2	23	4.53	.063	12	30	2.38	496<.01	<3	.44	.02	.33	<2	<5	45	<.2	.001	
75050	<1	16	6	63	<.3	31	13	1109	2.92	<2	<5	<2	4	251	.2	5	<2	18	5.22	.060	9	14	2.37	419<.01	<3	.39	.03	.31	<2	<5	35	<.2	<.001	
89301	2	35	11	33	<.3	7	4	587	1.71	44	<5	<2	18	116	1.2	13	3	6	2.22	.046	23	6	.78	229<.01	3	.35	.03	.26	<2	<5	150	<.2	<.001	
89302	9	619	62	122	2.7	9	7	585	2.00	103	<5	<2	13	137	5.1	191	5	6	2.24	.046	19	6	.84	306<.01	<3	.31	.03	.24	<2	<5	2315	<.2	<.001	
89303	2	16	13	34	<.3	7	6	622	1.92	3	<5	<2	16	149	.8	5	<2	7	2.47	.049	24	6	.83	1145<.01	<3	.33	.04	.24	<2	<5	70	<.2	<.001	
89304	3	5	4	35	<.3	8	6	623	1.70	12	<5	<2	21	135	.5	<2	3	6	2.47	.045	36	8	.80	674<.01	<3	.29	.04	.22	<2	<5	35	.3	.001	
89305	3	8	11	30	<.3	7	5	595	1.83	23	<5	<2	20	136	.6	<2	<2	5	1.97	.049	27	6	.68	534<.01	<3	.34	.03	.26	<2	<5	70	.2	<.001	
89306	2	9	21	33	<.3	9	6	713	1.95	150	<5	<2	17	142	1.2	3	2	7	2.60	.051	25	6	.91	403<.01	<3	.30	.03	.24	<2	<5	50	<.2	.004	
89307	1	21	15	72	<.3	28	14	971	3.46	36	<5	<2	8	239	.4	7	<2	18	4.46	.058	13	10	2.14	933<.01	<3	.40	.03	.32	<2	<5	55	.2	.001	
89308	1	17	18	37	.3	17	9	946	2.37	362	<5	<2	12	163	.8	10	4	9	3.09	.050	15	7	1.25	228<.01	<3	.32	.03	.26	<2	<5	60	<.2	.013	
89309	6	6	17	30	<.3	10	5	638	1.93	103	<5	<2	17	156	.4	<2	<2	6	2.36	.049	23	7	.78	308<.01	<3	.32	.04	.24	<2	<5	85	<.2	.002	
89310	2	8	10	33	<.3	10	6	748	1.89	62	<5	<2	14	144	.5	4	2	6	2.56	.049	19	8	.86	88<.01	<3	.34	.03	.25	<2	<5	65	<.2	.003	
89311	2	17	6	39	<.3	11	5	675	2.02	23	<5	<2	15	121	.9	6	<2	7	2.64	.048	23	7	.91	147<.01	4	.32	.03	.24	<2	<5	<5	<.2	.001	
89312	11	86	39	43	.8	7	3	633	1.38	76	6	<2	23	149	1.6	38	5	3	2.06	.023	26	6	.72	85<.01	<3	.34	.03	.22	<2	<5	80	<.2	.002	
89313	6	28	32	70	.7	30	14	1338	3.29	1423	6	<2	6	248	1.5	17	2	14	4.34	.058	7	10	1.86	101<.01	<3	.38	.03	.29	<2	<5	35	.2	.012	
STANDARD C/AU-1	20	61	40	138	6.5	67	32	1063	4.20	39	18	8	38	53	17.3	16	21	56	.53	.092	40	63	.95	183 .08	27	1.99	.06	.15	11	<5	2050	<.2	.100	

ICP - .500 GRAM SAMPLE IS DIGESTED WITH 3ML 3-1-2 HCL-HNO3-H2O AT 95 DEG. C FOR ONE HOUR AND IS DILUTED TO 10 ML WITH WATER. THIS LEACH IS PARTIAL FOR MN FE SR CA P LA CR MG BA TI B W AND LIMITED FOR NA K AND AL. ASSAY RECOMMENDED FOR ROCK AND CORE SAMPLES IF CU PB ZN AS > 1%, AG > 30 PPM & AU > 1000 PPB - SAMPLE TYPE: CORE HG ANALYSIS BY FLAMELESS AA. TE ANALYSIS BY HYDRIDE ICP. AU** BY FIRE ASSAY FROM 1 A.T. SAMPLE. Samples beginning 'RE' are Reruns and 'RRE' are Reject Reruns.

DATE RECEIVED: NOV 29 1995 DATE REPORT MAILED: Dec 7/95 SIGNED BY: *[Signature]* TOYE, C. LEONG, J. WANG; CERTIFIED B.C. ASSAYERS



SAMPLE#	Mo	Cu	Pb	Zn	Ag	Ni	Co	Mn	Fe	As	U	Au	Th	Sr	Cd	Sb	Bi	V	Ca	P	La	Cr	Mg	Ba	Ti	B	Al	Na	K	W	Tl	Hg	Te	Au**
	ppm	ppm	ppm	ppm	ppm	ppm	ppm	ppm	%	ppm	ppm	ppm	ppm	ppm	ppm	ppm	ppm	ppm	%	%	ppm	ppm	%	ppm	%	%	%	%	%	ppm	ppm	ppb	ppm	oz/t
89314	1	24	13	39	<.3	19	9	1472	2.43	1125	<5	<2	14	166	.5	13	<2	8	3.05	.054	12	7	1.12	110	<.01	<3	.33	.03	.25	<2	<5	75	.3	.012
89315	<1	8	12	63	<.3	55	17	1268	3.80	82	<5	<2	2	214	<.2	3	<2	27	5.01	.059	6	29	2.52	212	<.01	<3	.44	.03	.29	<2	<5	50	<.2	.001
89316	2	14	5	29	<.3	14	7	692	1.90	36	<5	<2	16	136	.2	5	<2	8	2.65	.045	17	8	1.05	165	<.01	<3	.31	.04	.22	<2	<5	35	<.2	.001
89317	1	16	9	33	.4	15	7	782	2.14	179	<5	<2	15	177	<.2	7	<2	9	3.18	.044	17	6	1.20	160	<.01	<3	.30	.04	.23	<2	<5	75	.3	.003
89318	<1	15	4	63	<.3	60	19	1058	3.91	12	<5	<2	3	341	<.2	5	<2	32	4.90	.061	7	36	2.65	492	<.01	<3	.45	.04	.32	<2	<5	40	<.2	.001
89319	3	35	53	232	.6	25	10	1033	2.53	856	<5	<2	14	203	5.1	16	<2	10	3.74	.046	12	9	1.46	112	<.01	<3	.29	.03	.22	<2	<5	660	<.2	.003
89320	2	13	37	147	.6	28	11	1362	2.67	1131	<5	<2	12	200	2.2	7	<2	10	4.04	.051	10	11	1.57	115	<.01	<3	.32	.02	.26	<2	<5	145	.3	.003
89321	9	22	28	72	<.3	18	9	1115	2.57	102	<5	<2	11	241	.5	7	<2	12	3.67	.053	15	13	1.30	292	<.01	<3	.38	.04	.26	<2	<5	80	<.2	.003
89322	4	7	6	32	<.3	7	5	710	1.65	13	<5	<2	15	214	<.2	3	3	11	2.15	.049	21	7	.75	694	<.01	<3	.41	.05	.27	<2	<5	15	.2	<.001
89323	1	4	12	27	<.3	7	5	644	1.83	4	<5	<2	16	230	<.2	<2	<2	15	2.70	.051	25	8	.90	649	<.01	<3	.33	.05	.21	<2	<5	10	<.2	<.001
89324	4	14	6	44	<.3	11	8	752	2.14	32	<5	<2	14	198	<.2	3	<2	10	3.22	.055	24	11	1.06	892	<.01	<3	.30	.04	.22	<2	<5	15	.3	<.001
89325	<1	39	<3	75	<.3	57	17	980	3.97	5	<5	<2	2	290	<.2	3	<2	61	3.94	.071	14	102	2.55	276	.02	<3	1.73	.05	.16	<2	<5	50	.6	<.001
RE 89325	<1	42	3	76	.3	59	19	981	3.99	8	<5	<2	2	291	<.2	4	<2	62	3.96	.071	14	101	2.57	278	.02	<3	1.73	.05	.17	<2	<5	35	.6	<.001
RRE 89325	<1	41	<3	76	<.3	57	18	985	3.98	<2	<5	<2	2	292	<.2	4	<2	61	3.96	.071	14	102	2.57	279	.02	<3	1.73	.05	.17	<2	<5	35	<.2	<.001
89326	1	43	<3	71	<.3	54	18	960	3.99	2	<5	<2	2	232	<.2	4	<2	60	4.04	.069	16	95	2.62	483	.01	<3	1.76	.05	.18	<2	<5	15	.4	<.001
89327	3	6	16	15	<.3	9	2	338	1.00	76	10	<2	35	72	<.2	<2	5	3	1.04	.009	33	9	.36	164	<.01	<3	.23	.03	.17	<2	<5	45	.3	.001
89328	2	5	21	8	<.3	5	<1	198	.65	27	13	<2	45	36	<.2	<2	4	1	.37	.001	22	7	.09	36	<.01	<3	.17	.04	.13	<2	<5	<5	.4	<.001
89329	1	21	41	94	<.3	32	14	1345	2.77	137	38	<2	10	336	.6	5	2	19	4.69	.029	8	30	1.60	109	<.01	<3	.40	.03	.31	<2	<5	60	.6	<.001
89330	6	8	16	23	<.3	14	2	422	.98	24	<5	<2	31	75	<.2	<2	5	3	1.08	.005	31	12	.33	34	<.01	<3	.20	.04	.17	<2	<5	35	<.2	<.001
89331	2	6	13	10	<.3	5	1	216	.66	55	10	<2	42	39	<.2	2	5	1	.47	.003	18	6	.14	25	<.01	3	.14	.04	.11	<2	<5	45	.6	.001
89332	9	38	40	19	.4	10	1	255	.74	37	10	<2	34	40	.3	18	6	1	.57	.003	31	11	.17	65	<.01	<3	.18	.05	.14	<2	<5	105	<.2	<.001
89333	2	4	17	194	<.3	36	14	1941	3.31	23	10	<2	4	256	.5	<2	<2	15	5.80	.054	5	15	2.22	127	<.01	<3	.37	.02	.29	<2	<5	175	<.2	<.001
89334	6	9	28	17	<.3	8	1	335	.57	<2	7	<2	34	36	<.2	2	6	1	.59	.003	36	8	.20	243	<.01	<3	.16	.05	.13	<2	<5	80	.4	<.001
89335	162	13	27	136	.3	26	12	2598	2.80	27	6	<2	10	169	.4	7	2	13	5.38	.036	11	14	1.80	83	<.01	<3	.24	.01	.21	<2	5	140	<.2	<.001
RE 89335	164	13	30	137	<.3	27	12	2583	2.80	25	10	<2	9	167	.4	6	<2	13	5.38	.035	10	13	1.80	81	<.01	<3	.24	.01	.21	<2	5	170	.2	<.001
RRE 89335	164	14	28	134	.3	28	12	2581	2.79	24	11	<2	9	167	.9	6	<2	13	5.37	.034	11	14	1.80	79	<.01	<3	.24	.02	.21	<2	<5	130	.6	<.001
89336	24	10	31	10	.3	10	1	291	.66	3	<5	<2	40	26	<.2	4	6	1	.33	.003	28	10	.09	61	<.01	<3	.17	.04	.14	<2	<5	95	<.2	<.001
89337	4	12	23	7	<.3	8	1	234	.68	2	13	<2	42	17	<.2	3	10	1	.23	.002	28	9	.04	59	<.01	<3	.15	.04	.13	<2	<5	255	.2	<.001
89338	331	10	76	11	.5	12	2	294	.73	11	12	<2	32	42	<.2	8	9	1	.36	.002	24	11	.06	99	<.01	<3	.24	.03	.19	<2	<5	245	1.0	.001
89339	9	5	23	4	<.3	7	1	353	.51	<2	12	<2	29	38	<.2	<2	5	1	.98	.001	25	9	.02	101	<.01	<3	.14	.04	.11	<2	<5	140	.3	<.001
89340	7	9	19	6	<.3	5	1	333	.60	7	<5	<2	37	36	<.2	2	8	1	.83	.001	29	8	.04	99	<.01	<3	.16	.04	.13	<2	<5	110	<.2	<.001
89341	5	5	33	20	<.3	9	1	325	.64	<2	<5	<2	35	43	<.2	<2	6	1	.93	.001	21	10	.04	284	<.01	<3	.13	.03	.12	<2	<5	95	.2	<.001
89342	4	7	28	8	.3	8	1	348	.72	10	15	<2	39	36	<.2	<2	6	1	.80	.002	25	11	.05	327	<.01	<3	.17	.04	.14	<2	<5	190	.4	<.001
89343	6	8	58	49	.3	7	1	328	.85	16	9	<2	34	51	.9	2	5	1	.39	.003	29	8	.08	139	<.01	<3	.22	.02	.18	<2	<5	315	.4	.010
89344	7	13	86	56	.4	9	1	316	.85	11	<5	<2	29	34	1.0	4	5	1	.35	.005	27	9	.09	104	<.01	<3	.20	.03	.17	<2	<5	280	<.2	<.001
89345	4	4	11	18	<.3	8	1	409	.90	30	6	<2	31	39	<.2	<2	7	1	.70	.006	29	10	.14	303	<.01	<3	.20	.03	.18	<2	<5	20	.2	<.001
89346	2	6	9	12	<.3	6	2	346	.85	62	6	<2	28	44	<.2	<2	6	1	.62	.008	24	7	.13	397	<.01	4	.19	.03	.16	<2	<5	15	.5	<.001
STANDARD C/AU-1	20	57	36	136	6.2	65	30	1132	4.09	39	17	7	38	52	17.5	17	20	60	.54	.092	39	60	.93	184	.08	26	1.92	.05	.15	10	<5	1785	.5	.097

Sample type: CORE. Samples beginning 'RE' are Reruns and 'RRE' are Reject Reruns.



SAMPLE#	Mo	Cu	Pb	Zn	Ag	Ni	Co	Mn	Fe	As	U	Au	Th	Sr	Cd	Sb	Bi	V	Ca	P	La	Cr	Mg	Ba	Ti	B	Al	Na	K	W	Tl	Hg	Te	Au**	
	ppm	ppm	ppm	ppm	ppm	ppm	ppm	ppm	%	ppm	ppm	ppm	ppm	ppm	ppm	ppm	ppm	ppm	%	%	ppm	ppm	%	ppm	%	%	%	%	%	%	ppm	ppm	ppb	ppm	oz/t
89347	2	5	8	16	<.3	4	1	425	.97	77	7	<2	25	44	<.2	3	4	2	.76	.010	25	6	.18	289	<.01	<3	.17	.03	.14	<2	<5	60	<.2	.001	
89348	4	6	69	61	<.3	7	1	481	1.08	72	12	<2	25	52	1.1	4	5	1	.80	.012	24	9	.20	252	<.01	3	.23	.03	.19	<2	<5	515	.3	.011	
89349	2	6	11	27	<.3	4	1	391	1.13	73	9	<2	25	56	<.2	3	6	2	.88	.018	28	6	.22	310	<.01	<3	.20	.03	.16	<2	<5	55	<.2	<.001	
RE 89349	2	5	8	25	<.3	6	1	390	1.12	71	7	<2	25	56	.4	4	5	2	.88	.016	27	6	.22	310	<.01	3	.20	.03	.16	<2	<5	40	<.2	<.001	

Sample type: CORE. Samples beginning 'RE' are Reruns and 'RRE' are Reject Reruns.

GEOCHEMICAL ANALYSIS CERTIFICATE

Aurum Geological Consultants Inc. File # 95-5035
 P.O. Box 4367, Whitehorse YT Y1A 3T5 Submitted by: Al Doherty



SAMPLE#	Mo	Cu	Pb	Zn	Ag	Ni	Co	Mn	Fe	As	U	Au	Th	Sr	Cd	Sb	Bi	V	Ca	P	La	Cr	Mg	Ba	Ti	B	Al	Na	K	W	Tl	Hg	Te	Au**
	ppm	ppm	ppm	ppm	ppm	ppm	ppm	ppm	%	ppm	ppm	ppm	ppm	ppm	ppm	ppm	ppm	ppm	%	%	ppm	ppm	%	ppm	%	%	%	%	%	ppm	ppm	ppb	ppm	oz/t
89388	1	3	9	38	<.3	8	7	578	1.50	17	7	<2	15	150	.3	6	<2	7	2.48	.053	24	4	.81	312	<.01	<3	.33	.03	.29	<2	<5	45	.3	.003
89389	2	2	4	35	<.3	10	7	502	1.53	3	<5	<2	16	118	<.2	8	<2	8	2.30	.060	27	6	.74	383	<.01	<3	.33	.03	.30	<2	<5	60	.4	<.001
89390	1	2	5	57	<.3	16	9	648	2.09	20	8	<2	15	125	.2	6	<2	9	3.00	.060	23	7	1.03	274	<.01	<3	.31	.03	.27	<2	<5	200	.3	<.001
89391	3	20	15	74	1.1	16	8	765	1.85	328	9	<2	16	158	.7	39	<2	8	3.01	.043	20	6	.99	100	<.01	<3	.30	.02	.26	<2	<5	190	.2	.001
89392	1	5	5	115	<.3	40	20	989	3.23	4520	<5	<2	4	236	.9	7	<2	14	5.10	.058	4	14	1.89	76	<.01	<3	.34	.02	.32	<2	<5	80	<.2	.001
89393	1	16	5	85	<.3	35	16	841	3.24	1462	<5	<2	10	228	1.0	15	<2	18	4.29	.053	11	12	1.91	72	<.01	<3	.35	.02	.32	<2	<5	100	<.2	.001
89394	<1	15	8	119	.3	58	23	992	4.10	925	<5	<2	3	244	.9	16	<2	24	5.02	.062	4	17	2.31	74	<.01	<3	.37	.02	.35	<2	<5	85	.2	<.001
89395	5	8	<3	30	<.3	8	4	398	1.28	168	12	<2	25	116	.4	14	<2	4	1.70	.032	27	6	.59	98	<.01	<3	.32	.02	.28	<2	<5	85	<.2	<.001
RE 89395	5	8	4	27	<.3	7	4	395	1.26	164	12	<2	24	115	.3	13	<2	4	1.68	.032	26	5	.58	98	<.01	<3	.32	.02	.28	<2	<5	75	<.2	.001
RRE 89395	4	9	<3	29	<.3	7	4	419	1.32	149	12	<2	24	121	.4	15	<2	4	1.80	.034	26	5	.62	98	<.01	<3	.28	.02	.25	<2	<5	85	<.2	.002
89396	2	16	4	44	<.3	9	5	469	1.31	146	13	<2	22	146	.7	16	<2	4	2.01	.027	22	4	.73	96	<.01	<3	.28	.02	.26	<2	<5	140	<.2	.002
89397	1	22	13	97	<.3	43	17	693	3.14	70	6	<2	11	245	1.0	17	<2	16	3.89	.048	10	14	1.98	507	<.01	<3	.30	.03	.26	<2	<5	145	.2	.001
89398	3	7	6	73	<.3	13	7	527	1.71	825	9	<2	22	196	.9	13	2	7	2.07	.041	22	6	.74	208	<.01	<3	.39	.03	.31	<2	<5	170	<.2	.008
89399	1	2	5	80	<.3	16	9	1027	2.53	2550	<5	<2	13	223	1.1	11	<2	9	3.53	.056	15	5	1.14	144	<.01	<3	.30	.02	.27	<2	<5	190	<.2	.001
89400	1	4	10	102	.7	22	11	857	2.70	3652	<5	<2	11	184	1.5	11	<2	12	3.47	.053	12	8	1.16	124	<.01	<3	.38	.02	.34	<2	<5	240	<.2	.050
206726	1	2	7	50	<.3	7	6	535	1.83	443	9	<2	20	167	.4	11	<2	7	2.56	.053	26	4	.84	429	<.01	<3	.32	.02	.28	<2	<5	100	<.2	<.001
206727	1	10	60	688	5.9	11	8	633	2.11	2111	8	<2	12	166	17.5	5929	<2	8	2.53	.055	19	5	.84	87	<.01	<3	.34	.02	.30	<2	<5	2320	.4	.050
206728	1	1	5	59	<.3	6	7	596	1.89	490	8	<2	17	177	.7	28	<2	7	2.63	.056	24	2	.86	343	<.01	<3	.25	.02	.23	<2	<5	145	<.2	.001
RE 206728	1	1	7	58	<.3	6	7	609	1.93	503	11	<2	16	181	.6	30	3	7	2.70	.057	25	3	.89	307	<.01	<3	.25	.02	.22	<2	<5	140	<.2	.001
RRE 206728	1	2	4	57	<.3	6	7	598	1.91	492	11	<2	17	177	.7	36	<2	7	2.64	.056	26	2	.87	315	<.01	<3	.24	.02	.23	<2	<5	135	<.2	.001
206729	1	2	8	69	<.3	11	9	722	2.35	271	<5	<2	14	186	.7	11	<2	10	3.20	.059	20	5	1.09	388	<.01	<3	.34	.02	.30	<2	<5	140	<.2	.001
206730	1	2	7	57	<.3	8	7	620	2.06	871	10	<2	16	156	.6	33	<2	8	2.70	.056	22	3	.89	263	<.01	<3	.31	.02	.27	<2	<5	140	<.2	<.001
206731	2	3	5	62	<.3	8	7	693	2.11	1671	10	<2	15	166	.8	9	<2	8	2.86	.055	22	5	.91	262	<.01	<3	.34	.02	.30	<2	<5	195	<.2	.030
206732	1	3	5	90	.4	8	7	708	1.92	2526	9	3	16	131	1.2	7	<2	7	2.30	.056	24	4	.72	196	<.01	<3	.36	.02	.31	<2	<5	335	<.2	.080
206733	1	3	5	66	<.3	7	6	947	2.02	2270	10	<2	17	138	.8	10	<2	7	2.50	.062	26	5	.78	151	<.01	<3	.39	.02	.33	<2	<5	195	<.2	.001
206734	2	5	14	90	.5	8	7	1071	2.20	3386	8	<2	16	138	1.1	12	2	7	2.57	.059	22	4	.81	148	<.01	<3	.33	.02	.29	<2	<5	255	<.2	.013
STANDARD C/AU-1	23	57	36	129	6.8	65	35	1024	4.08	41	19	8	41	55	18.8	14	21	67	.51	.094	41	61	.93	200	.08	18	1.86	.07	.15	10	<5	1655	<.2	.104

ICP - .500 GRAM SAMPLE IS DIGESTED WITH 3ML 3-1-2 HCL-HNO3-H2O AT 95 DEG. C FOR ONE HOUR AND IS DILUTED TO 10 ML WITH WATER.
 THIS LEACH IS PARTIAL FOR MN FE SR CA P LA CR MG BA TI B W AND LIMITED FOR NA K AND AL.
 ASSAY RECOMMENDED FOR ROCK AND CORE SAMPLES IF CU PB ZN AS > 1%, AG > 30 PPM & AU > 1000 PPB
 - SAMPLE TYPE: CORE HG ANALYSIS BY FLAMELESS AA. TE ANALYSIS BY HYDRIDE ICP. AU** BY FIRE ASSAY FROM 1 A.T. SAMPLE.
 Samples beginning 'RE' are Reruns and 'RRE' are Reject Reruns.

DATE RECEIVED: DEC 11 1995 DATE REPORT MAILED: *Dec 19/95* SIGNED BY: *C. Long* D. TOYE, C. LEONG, J. WANG; CERTIFIED B.C. ASSAYERS

GEOCHEMICAL ANALYSIS CERTIFICATE

Aurum Geological Consultants Inc. File # 95-5050

P.O. Box 4367, Whitehorse YT Y1A 3T5 Submitted by: Al Doherty



SAMPLE#	Mo	Cu	Pb	Zn	Ag	Ni	Co	Mn	Fe	As	U	Au	Th	Sr	Cd	Sb	Bi	V	Ca	P	La	Cr	Mg	Ba	Ti	B	Al	Na	K	W	Tl	Hg	Te	Au**	
	ppm	ppm	ppm	ppm	ppm	ppm	ppm	ppm	%	ppm	ppm	ppm	ppm	ppm	ppm	ppm	ppm	ppm	%	%	ppm	ppm	%	ppm	%	ppm	%	%	ppm	ppm	ppm	ppm	ppb	ppm	oz/t
206735	2	6	15	56	.3	8	7	877	2.02	1994	<5	<2	15	142	.7	7	2	6	2.55	.054	22	5	.79	147	<.01	<3	.33	.02	.29	<2	<5	215	<.2	.001	
206736	1	4	9	49	<.3	7	7	618	1.87	1059	<5	<2	15	143	.5	13	<2	5	2.44	.053	19	4	.76	214	<.01	<3	.27	.02	.24	<2	<5	120	<.3	.001	
206737	3	5	11	49	<.3	9	6	552	2.03	751	<5	<2	16	132	.6	8	2	5	2.39	.053	19	5	.76	230	<.01	<3	.30	.02	.26	<2	<5	100	<.2	.001	
206738	11	6	10	58	.3	8	6	668	2.07	1722	<5	<2	15	137	.7	4	<2	5	2.41	.051	17	5	.73	114	<.01	<3	.27	.01	.24	<2	<5	145	.3	.017	
206739	4	6	11	52	<.3	8	6	747	1.99	1126	<5	<2	16	159	.6	5	<2	5	2.53	.051	20	5	.75	173	<.01	<3	.30	.02	.26	<2	<5	150	<.2	.001	
206740	5	41	12	55	1.1	9	6	711	1.91	1479	<5	<2	20	130	.8	26	<2	5	2.26	.051	19	6	.68	161	<.01	<3	.29	.02	.26	<2	<5	250	.2	.006	
206741	7	107	8	53	1.9	9	6	582	1.92	1312	<5	<2	17	132	.9	49	<2	5	2.28	.051	20	6	.69	137	<.01	<3	.30	.02	.27	<2	<5	555	<.2	<.001	
206742	12	40	6	43	.6	7	6	526	1.92	357	5	<2	16	124	.5	25	<2	5	2.40	.048	21	4	.74	326	<.01	<3	.25	.02	.22	<2	<5	225	.3	.005	
206743	5	60	7	48	1.0	9	6	547	1.93	628	6	<2	18	127	.6	29	<2	5	2.25	.049	22	5	.70	275	<.01	<3	.27	.03	.23	<2	<5	305	<.2	.007	
206744	10	153	17	79	7.2	7	7	532	1.77	1234	<5	<2	20	100	1.7	81	<2	4	2.00	.047	20	4	.57	162	<.01	<3	.22	.01	.20	<2	<5	930	<.2	.019	
RE 206744	10	143	14	75	6.8	7	6	520	1.73	1185	6	<2	19	97	1.7	75	<2	4	1.95	.046	19	4	.56	154	<.01	<3	.22	.01	.20	<2	<5	880	<.2	.023	
RRE 206744	11	152	15	86	7.1	8	7	544	1.82	1282	<5	<2	20	101	1.8	74	<2	4	2.04	.048	20	4	.58	158	<.01	<3	.23	.01	.22	<2	<5	955	<.2	.021	
206745	9	72	20	87	3.1	8	6	557	1.92	1416	<5	<2	19	90	1.4	40	3	4	2.11	.050	20	4	.61	113	<.01	<3	.28	.01	.25	<2	<5	660	<.2	.062	
206746	28	50	18	117	3.1	11	7	319	1.94	5983	<5	10	18	59	2.2	33	<2	3	1.04	.047	19	6	.31	59	<.01	<3	.26	.01	.23	<2	<5	710	<.2	.241	
206747	23	59	22	311	4.9	13	7	40	2.03	8665	<5	17	18	33	6.7	277	2	2	.14	.033	19	9	.03	54	<.01	3	.29	.01	.25	<2	<5	1970	<.2	.483	
206748	3	17	5	64	1.1	9	6	332	1.82	4125	<5	2	23	66	1.1	25	2	3	1.11	.048	19	5	.33	82	<.01	<3	.29	.01	.24	<2	<5	425	<.2	.065	
206749	12	56	207	84	2.8	13	7	517	2.19	3059	6	4	19	89	1.6	100	5	4	1.62	.047	17	7	.53	76	<.01	<3	.32	.02	.27	<2	<5	400	<.2	.121	
206750	2	90	110	518	10.9	17	9	569	2.11	5639	<5	12	7	98	12.1	8416	<5	5	1.70	.038	14	5	.66	50	<.01	<3	.24	.01	.21	<2	<5	3210	11.3	.319	
206751	<1	35	9	134	1.6	56	21	1056	4.06	4588	<5	<2	5	236	1.6	107	<2	15	4.35	.057	3	12	1.88	60	<.01	<3	.34	.01	.31	<2	<5	360	<.2	.012	
206752	<1	41	13	148	.6	57	21	1023	4.19	119	<5	<2	3	258	1.1	27	<2	19	4.44	.065	7	15	2.38	209	<.01	<3	.34	.02	.30	<2	<5	335	<.2	.001	
206753	<1	13	15	143	.4	57	21	1079	4.01	702	<5	<2	4	273	1.3	29	<2	22	5.34	.062	6	16	2.62	271	<.01	<3	.36	.02	.32	<2	<5	305	<.2	.011	
206754	<1	6	13	142	<.3	57	22	1091	4.02	63	<5	<2	5	282	.9	8	<2	21	5.06	.061	6	16	2.71	253	<.01	<3	.27	.02	.25	<2	<5	145	<.2	<.001	
RE 206754	<1	6	12	143	<.3	57	22	1090	4.01	56	<5	<2	3	281	1.0	8	<2	21	5.04	.060	6	16	2.70	257	<.01	<3	.27	.02	.26	<2	<5	150	<.2	.001	
RRE 206754	<1	7	14	143	.3	57	22	1093	4.00	59	<5	<2	2	283	.8	8	<2	21	5.06	.061	6	16	2.70	262	<.01	<3	.28	.02	.26	<2	<5	150	<.3	<.001	
206755	1	3	12	133	<.3	45	18	981	3.51	1735	<5	<2	6	223	1.0	7	<2	15	4.46	.057	8	14	1.78	95	<.01	<3	.34	.02	.30	<2	<5	180	<.2	<.001	
206756	1	4	5	49	<.3	11	6	676	1.89	283	<5	<2	18	132	.7	12	2	6	2.99	.043	19	5	.95	250	<.01	<3	.28	.01	.24	<2	<5	70	.2	.001	
206757	2	9	7	49	.5	7	5	640	1.62	391	<5	<2	20	107	.8	18	<2	5	2.11	.044	23	5	.65	238	<.01	<3	.31	.02	.26	<2	<5	90	<.2	.006	
206758	2	12	3	40	.8	9	6	717	1.63	262	5	<2	22	106	.6	14	<2	5	2.07	.043	22	4	.63	121	<.01	<3	.28	.02	.24	<2	<5	85	.6	.003	
STANDARD C/AU-1	22	57	37	122	6.5	69	33	962	3.93	39	17	6	38	53	18.0	17	19	61	.49	.088	39	58	.89	182	.08	24	1.79	.06	.15	9	<5	1800	<.2	.097	

ICP - .500 GRAM SAMPLE IS DIGESTED WITH 3ML 3-1-2 HCL-HNO3-H2O AT 95 DEG. C FOR ONE HOUR AND IS DILUTED TO 10 ML WITH WATER. THIS LEACH IS PARTIAL FOR MN FE SR CA P LA CR MG BA TI B W AND LIMITED FOR NA K AND AL. ASSAY RECOMMENDED FOR ROCK AND CORE SAMPLES IF CU PB ZN AS > 1%, AG > 30 PPM & AU > 1000 PPB - SAMPLE TYPE: CORE HG ANALYSIS BY FLAMELESS AA. TE ANALYSIS BY HYDRIDE ICP. AU** BY FIRE ASSAY FROM 1 A.T. SAMPLE. Samples beginning 'RE' are Reruns and 'RRE' are Reject Reruns.

DATE RECEIVED: DEC 12 1995 DATE REPORT MAILED: *Dec 19/95* SIGNED BY: *C. Leong* P. TOYE, C. LEONG, J. WANG; CERTIFIED B.C. ASSAYERS



GEOCHEMICAL ANALYSIS CERTIFICATE



Aurum Geological Consultants Inc. File # 95-5055

P.O. Box 4367, Whitehorse YT Y1A 3T5

SAMPLE#	Mo	Cu	Pb	Zn	Ag	Ni	Co	Mn	Fe	As	U	Au	Th	Sr	Cd	Sb	Bi	V	Ca	P	La	Cr	Mg	Ba	Ti	B	Al	Na	K	W	Tl	Hg	Te	Au**
	ppm	ppm	ppm	ppm	ppm	ppm	ppm	ppm	%	ppm	ppm	ppm	ppm	ppm	ppm	ppm	ppm	ppm	%	%	ppm	ppm	%	ppm	%	%	%	%	%	ppm	ppm	ppb	ppm	oz/t
206759	2	15	10	52	<.3	12	6	683	1.79	325	<5	<2	18	127	.7	37	<2	7	2.43	.038	21	6	.80	177	<.01	3	.32	.02	.26	<2	<5	115	<.2	.003
206760	<1	2	9	91	<.3	44	17	1072	3.25	943	<5	<2	4	193	1.1	10	<2	23	4.21	.057	5	14	1.72	90	<.01	<3	.39	.02	.31	<2	<5	100	.3	.005
206761	<1	3	11	86	<.3	42	18	1013	3.35	1162	<5	<2	3	245	1.2	13	<2	26	5.46	.056	3	15	2.09	84	<.01	<3	.37	.02	.31	<2	<5	135	.3	.002
206762	1	2	10	107	<.3	45	18	1276	3.42	824	<5	<2	4	276	1.3	8	<2	23	5.82	.059	5	15	2.23	164	<.01	<3	.42	.02	.37	<2	<5	100	.2	.005
RE 206762	1	3	8	105	<.3	44	18	1256	3.35	797	<5	<2	4	270	1.2	10	<2	23	5.72	.058	5	13	2.20	158	<.01	<3	.41	.02	.35	<2	<5	95	.3	.005
RRE 206762	1	2	10	100	<.3	43	17	1223	3.27	771	<5	<2	3	263	1.2	7	<2	22	5.57	.057	5	13	2.14	155	<.01	<3	.40	.02	.34	<2	<5	85	.2	.005
206763	<1	2	10	107	<.3	43	17	2268	3.40	2851	<5	<2	5	243	1.4	14	<2	23	5.48	.060	3	12	1.89	43	<.01	<3	.35	.02	.30	<2	<5	85	<.2	.015
206764	<1	4	9	93	<.3	38	16	1991	3.29	976	<5	<2	3	276	1.2	13	<2	23	6.31	.057	4	13	2.19	119	<.01	<3	.37	.02	.32	<2	<5	85	.2	.005
206765	3	3	7	67	<.3	19	9	973	1.88	772	7	<2	14	164	.8	17	2	9	2.52	.043	15	6	.82	133	<.01	<3	.39	.03	.29	<2	<5	95	.3	.011
STANDARD C/AU-1	21	56	37	124	6.3	67	33	980	3.89	37	21	7	38	51	18.2	17	20	61	.49	.088	38	56	.89	185	.08	21	1.79	.06	.14	8	<5	1795	<.2	.099

ICP - .500 GRAM SAMPLE IS DIGESTED WITH 3ML 3-1-2 HCL-HNO3-H2O AT 95 DEG. C FOR ONE HOUR AND IS DILUTED TO 10 ML WITH WATER. THIS LEACH IS PARTIAL FOR MN FE SR CA P LA CR MG BA TI B W AND LIMITED FOR NA K AND AL.
 ASSAY RECOMMENDED FOR ROCK AND CORE SAMPLES IF CU PB ZN AS > 1%, AG > 30 PPM & AU > 1000 PPB
 - SAMPLE TYPE: CORE HG ANALYSIS BY FLAMELESS AA. TE ANALYSIS BY HYDRIDE ICP. AU** BY FIRE ASSAY FROM 1 A.T. SAMPLE.
 Samples beginning 'RE' are Reruns and 'RRE' are Reject Reruns.

DATE RECEIVED: DEC 13 1995

DATE REPORT MAILED: Dec 19/95

SIGNED BY: *C. Leong* .D.TOYE, C.LEONG, J.WANG; CERTIFIED B.C. ASSAYERS