

MAP NO.: ASSESSMENT REPORT X
106 D 1 PROSPECTUS
CONFIDENTIAL X
OPEN FILE

DOCUMENT NO: 092797
MINING DISTRICT: Mayo
TYPE OF WORK: Diamond Drilling

REPORT FILED UNDER: NDU Resources Ltd. /Cameco

DATE PERFORMED: May-Sept 1989

DATE FILED: December 27, 1989

LOCATION: LAT.: 64° 01'N

AREA: Davidson Range (Wernecke Mtns)

LONG.: 134° 28'W

VALUE \$: 185 281.28

CLAIM NAME & NO.: TUDL 1-32 YA 76768-799
MARG 1-116 YB 02385-500
MARG 117-144 YB 02501-528
MARG 145-178 YB 02580-613

WORK DONE BY: Archer, Cathro and Associates (1981) Ltd.

WORK DONE FOR: NDU Resources Ltd./Cameco

DATE TO GOOD STANDING:

REMARKS: #3 MARG The MARG is a precious metal rich polymetallic volcanogenic massive sulphide occurrence of Mississippian age. Update reserves based on 1989 work are 3.84 million tons of indicated and inferred reserves grading 1.76% Cu, 2.68% Pb, 5.01% Zn, 1.92 oz/t Ag and 0.034 oz/t Au. A new area of interest (Jane zone) was outlined 7 km to the southwest with minor quantities of massive sulphide float.

ARCHER, CATHRO

& ASSOCIATES (1981) LIMITED

CONSULTING GEOLOGICAL ENGINEERS

1016-510 WEST HASTINGS STREET
VANCOUVER, B.C. V6B 1L8

(604) 688-2568

FINAL REPORT
1989 FIELD PROGRAM



MARG PROPERTY, YUKON

Latitude 64°01'N; Longitude 134°28'W

NTS 1060/1

NDU RESOURCES LTD.
CAMECO

M.L. MacLellan, B.Sc., M.Sc.

R.C. Carne, B.Sc., M.Sc.

December, 1989

SECRET

PMJ2



This report has been examined by
the Geological Evaluation Unit
under Section 53 (4) Yukon Quartz
Mining Act and is allowed as
representation work in the amount
of \$ 185,281.28.

[Signature]
Regional Manager, Exploration and
Geological Services for Commissioner
of Yukon Territory.

TABLE OF CONTENTS

	<u>PAGE</u>
SUMMARY AND RECOMMENDATIONS	1
INTRODUCTION	3
LOCATION AND ACCESS	4
CLAIM STATUS	5
HISTORY AND PREVIOUS WORK	6
1989 PROGRAM	7
PROPERTY GEOLOGY	9
PROPERTY GEOCHEMISTRY	11
MARG ZONE	13
STRATIGRAPHY	13
STRUCTURAL GEOLOGY	16
DIAMOND DRILLING AND BULLDOZER UTILIZATION	17
MINERALIZATION	20
MINERAL RESERVES	25
GEOCHEMICAL SURVEY	26
GEOPHYSICAL SURVEY	28
ENVIRONMENTAL SURVEY	29
JANE ZONE	30
DETAILED GEOLOGY	31
GEOCHEMICAL SURVEY	32
GEOPHYSICAL SURVEY	33
BIBLIOGRAPHY	34

TABLES

I	Drill Hole Summary	18
II	Significant Diamond Drill Hole Intersections	23

LIST OF FIGURES

LOCATION

1	Location Map	Following Page 4
2	Access Map	Following Page 4
3	Claim Map	Following Page 5
4	Property Geology	Following Page 9
5	Reconnaissance-scale Geology	In Pocket 6
6	Reconnaissance-scale Lead Geochemistry	In Pocket 7
7	Reconnaissance-scale Copper Geochemistry	In Pocket 8
8	Reconnaissance-scale Zinc Geochemistry	In Pocket 9
9	Reconnaissance-scale Sample Locations	In Pocket 10
10	Detailed Geology, Marg	In Pocket 11
11	Oblique Cross Section, Marg	Following Page 13
12	Drill Hole Location, Marg	Following Page 20
13	Drill Section 2650E, Marg	Following Page 20
14	Drill Section 2580E, Marg	Following Page 20
15	Drill Section 2510E, Marg	Following Page 20
16	Drill Section 2440E, Marg	Following Page 20
17	Drill Section 2370E, Marg	Following Page 20
18	Drill Section 2290E, Marg	Following Page 20
19	Drill Section 2180E, Marg	Following Page 20
20	Drill Section 2050E, Marg	Following Page 20
21	Drill Section 1850E, Marg	Following Page 20
22	Drill Section 1760E, Marg	Following Page 20
23	Drill Section 1650E, Marg	Following Page 20
24	Drill Section 1450E, Marg	Following Page 20
25	Drill Section 1280E, Marg	Following Page 20
26	Gross Metal Values, Vertical Longitudinal Section, Marg	Following Page 21

LIST OF FIGURES (cont'd)

	<u>LOCATION</u>
27 Lead Geochemistry, Marg	In Pocket 12
28 Copper Geochemistry, Marg	In Pocket 13
29 Zinc Geochemistry, Marg	In Pocket 14
30 Sample Locations, Marg	In Pocket 15
31 PEM Compilation Map, Marg	Following Page 28
32 Detailed Geology, Jane	In Pocket 16
33 Lead Geochemistry, Jane	In Pocket 17
34 Copper Geochemistry, Jane	In Pocket 18
35 Zinc Geochemistry, Jane	In Pocket 19
36 Sample Location Map, Jane	In Pocket 20

APPENDICES

A Authors' Statements of Qualifications	In Text
B List of Archer, Cathro Personnel and Calendar of Events; 1989 Program	In Text
C Report on Mineral Reserves, October, 1989 by J.P.Franzen, P.Eng.	In Text
D Geochemical Certificates, 1989 Reconnaissance Soil, Stream Sediment and Rock Samples; Chemex Labs Ltd.	In Pocket 3
E Assay Certificates, 1989 Drill Core Samples and Geochemical Certificates of Trench Samples; Chemex Labs Ltd.	In Text
F 1989 Drill Logs	In Pocket 4
G Trench Plans and Sections, 89-A, 89-B and 89-C .	In Text
H Geophysical Data, Marg and Jane Zones; Delta Geoscience Ltd.	In Text
I Water Quality Results for the Marg Property, September 13, 1989, by Bruce Ott, Norecol Environmental Consultants Ltd.	In Text
J Geochemical Certificates, 1989 Jane Zone Soil, Stream Sediment and Rock Samples; Chemex Labs Ltd.	In Pocket 5

SUMMARY AND RECOMMENDATIONS

The Marg Deposit, located in Central Yukon, is a precious metal-rich polymetallic volcanogenic massive sulphide (VMS) occurrence of Mississippian age. It was first drill tested in 1988 when 33 holes (6037.5 m) outlined indicated and inferred reserves totalling 2.31 million tons grading 2.0% Cu, 2.6% Pb, 5.1% Zn, 1.87 oz/ton Ag and 0.028 oz/ton Au. Based on these initial results alone, the Marg is the largest VMS deposit in Yukon and one of the ten largest unmined deposits in the North American Cordillera.

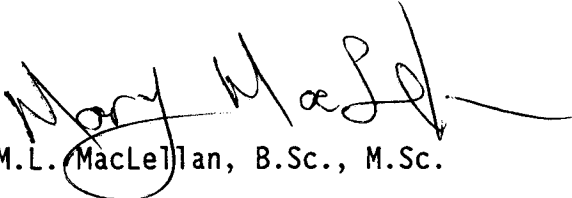
In 1989, five widely spaced holes (1818.7 m) were drilled down dip and along strike from the reserve blocks and all but one intersected mineralization. The best hole (Hole 89-36) is located 250 m west of the main area of mineralization and returned some of the widest intersections and highest gold values obtained to date on the property. Reserve calculations updated to include 1989 drilling now total 3.84 million tons of indicated and inferred reserves grading 1.76% Cu, 2.68% Pb, 5.01% Zn, 1.92 oz/ton Ag and 0.034 oz/ton Au. This is a 66% tonnage increase over 1988 and intersections in only three of the five 1989 holes were included in the new reserve calculation. The deposit is still open at depth and along strike.


Another area of interest has been outlined 7 km to the southwest. This area, called the Jane Zone, is located within the same host rocks as the Marg Deposit and shows a similar geochemical and geophysical signature. Minor quantities of partially oxidized massive sulphide float have been discovered within the geochemically anomalous area.

The next phase of exploration should consist of drilling 20 to 25 holes (approximately 8000 m) at the Marg Deposit. The holes should be widely spaced with the intention of determining the general tonnage potential, geometry and metal zoning of the deposit rather than defining proven reserves. In addition, the Jane Zone geochemical anomaly should be explored by hand trenching and shallow drilling.

Respectfully submitted,

ARCHER, CATHRO & ASSOCIATES (1981) LIMITED


M.L. MacLellan, B.Sc., M.Sc.


R.C. Carne, B.Sc., M.Sc.

INTRODUCTION

The Marg property in central Yukon hosts a volcanogenic massive sulphide (VMS) deposit discovered in 1988 while drilling a strong geochemical anomaly. During 1989, approximately \$675,000 was spent on exploration, including diamond drilling (5 holes totalling 1818.7 m), geological mapping, additional geophysical surveys, claim staking and extensive geochemical sampling. The program was managed by Archer, Cathro & Associates (1981) Limited on behalf of the owners, NDU Resources Ltd. (66-2/3%) and Cameco (33-1/3%). Chevron Minerals Ltd. holds a 5% net profits interest.

The Marg 1989 program was supported with a contract helicopter coordinated by an Archer, Cathro expeditor based at the abandoned town of Wernecke, 40 km west of the Marg camp. Wernecke is located approximately 7 km north of Keno City and about 70 km by road from the supply base at Mayo. The helicopter was shared with two other exploration programs managed by Archer, Cathro and with GSC and DIAND regional mapping projects in central Yukon.

LOCATION AND ACCESS

The Marg Deposit is located in the Mayo Mining District, 42 km northeast of Keno City, Yukon at 64°01'N and 134°28'W, within NTS map sheet 106D/1. The Jane Zone is located approximately 7 km southwest of the Marg Deposit at 63°59'N and 134°37'W, within NTS map sheet 105M/15. Keno City is 415 km by all-weather highway from Whitehorse and 600 km from the deepsea port of Skagway, Alaska (Figure 1).

Access is by helicopter from the nearest road at Keno City or the nearest helicopter base at Mayo (83 km). During the 1989 season, a helicopter was based approximately 7 km north of Keno City, 40 km west of the Marg camp. A proposed 55 km all-weather road route and a 40 km bulldozer trail that presently connects the property with a 4-wheel drive road serving lead-zinc-silver prospects in the Davidson Range are shown on Figure 2. A 380 m airstrip was constructed on the property at the end of the 1988 season but has not yet been used because helicopter mobilization is cheaper from Keno City at contract rates.

A site suitable for a mill is present within a few kilometres of the deposit while a 12 megawatt hydroelectric plant is located near Mayo, about 85 km from the property (Figure 2). The generating facility is operating at a very reduced capacity since the recent shutdown of the United Keno Hill Mines Limited silver-lead mining and milling operation at Elsa.

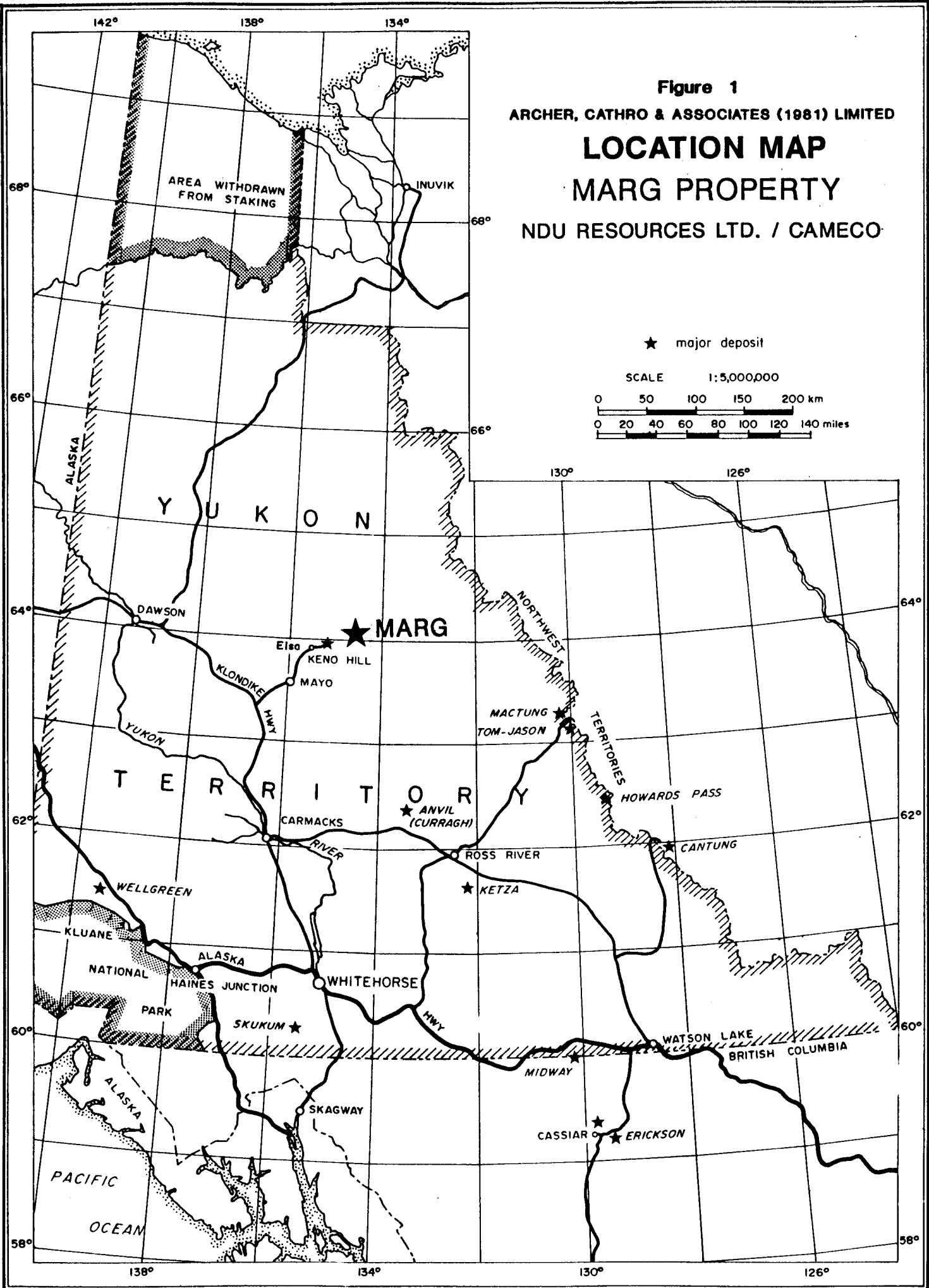
Figure 1

ARCHER, CATHRO & ASSOCIATES (1981) LIMITED

LOCATION MAP

MARG PROPERTY

NDU RESOURCES LTD. / CAMECO



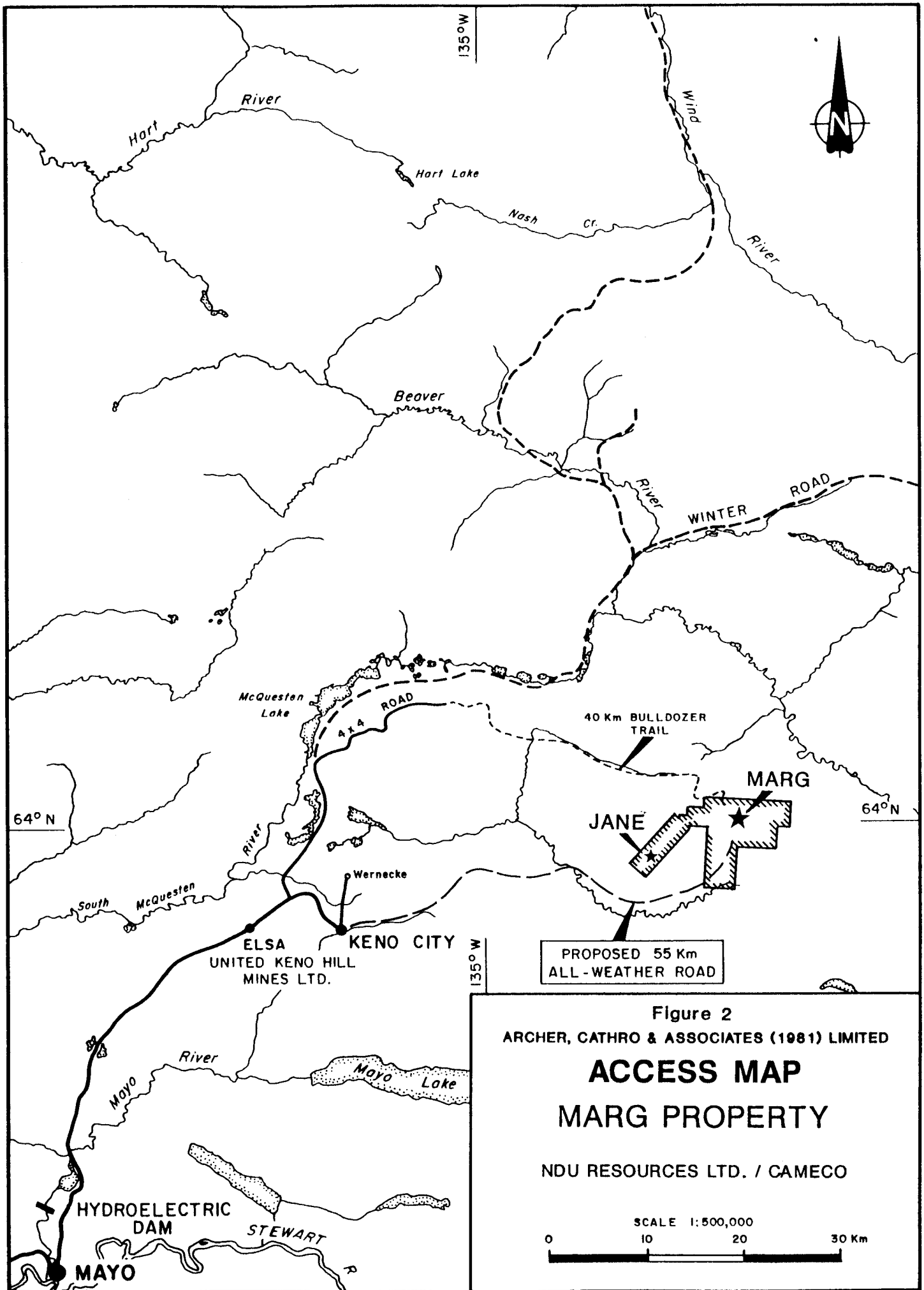


Figure 2
 ARCHER, CATHRO & ASSOCIATES (1981) LIMITED
ACCESS MAP
MARG PROPERTY
 NDU RESOURCES LTD. / CAMECO

SCALE 1:500,000
 0 10 20 30 Km

CLAIM STATUS

At the beginning of the 1989 exploration season, the property consisted of 222 claims, staked in 1982 and 1988. The claim block was subsequently enlarged with the addition of 46 claims to cover a possible eastward extension of the Marg Deposit and 54 claims to cover the proposed site for an adit (Figure 3). The claims are registered in the name of Archer, Cathro & Associates (1981) Limited at the Mayo Mining Recorder's office as follows:

<u>Claim Name</u>	<u>Total</u>	<u>Record Numbers</u>	<u>Expiry Date*</u>
Tudl 1-32	32	YA76768-YA76799	September 14, 2002
Marg 1-116	116	YB02385-YB02500	September 14, 2001
117-144	28	YB02501-YB02528	September 14, 1997
145-158	14	YB02580-YB02593	September 14, 2001
159-178	20	YB02594-YB02613	September 14, 1997
179-190	12	YB02944-YB02955	September 14, 1994
191-290	100	YB03107-YB03206	January 14, 1995
	<u>322</u>		

*Includes 1989 field expenditures that have been filed for assessment credit but are not yet approved by the Mining Recorder.

HISTORY AND PREVIOUS WORK

The Marg Zone was first staked in 1965 by a joint venture between United Keno Hill Mines Limited and Canadian Superior Exploration Ltd. following release of results from a GSC reconnaissance stream sediment survey. The anomalous values were quickly traced upstream to a large transported gossan unusual for its high lead values (up to 1.5%). Exploration in 1966-67 by Archer, Cathro for the joint venture outlined coincident soil geochemical anomalies for lead, zinc, copper and silver on the adjacent hillsides. The exploration objective was a Keno Hill-type silver vein and, when prospecting and hand trenching turned up only a few partially oxidized laminated sulphide fragments, the project was terminated and the claims allowed to lapse.

The area was restaked in August, 1982 by ZX Joint Venture, a sedex lead-zinc exploration program operated by Archer, Cathro on behalf of SMD Mining Co. Ltd. (now Cameco), Chevron Minerals Ltd. and Enterprise Exploration Limited (the Australian exploration subsidiary of Rio Tinto). ZX JV performed a program of hand trenching in 1982 and 1984 before optioning the property to All-North Resources Ltd. Enterprise abandoned its interest prior to the 1986 field season.

All-North carried out geochemical and geophysical surveys (VLF and MaxMin EM, magnetometer and IP) and hand trenching in 1986 to earn a 50% interest. All-North's interest was purchased by NDU Resources in 1987 and Chevron converted its 25% working interest to a 5% net profits interest in early 1988.

In 1988 the NDU/Cameco joint venture carried out 6037.5 m of diamond drilling in 33 holes as well as additional geochemical and geophysical (VLF and Pulse EM) surveys.

1989 PROGRAM

Exploration during 1989 consisted of 1818.7 m of drilling in five holes. VLF-EM, Pulse EM and magnetometer geophysical surveys and grid geochemical sampling were also carried out in conjunction with detailed geological mapping at the Jane Zone (a second VMS target on the property 7 km southwest of the Marg Deposit) while reconnaissance-scale geochemical sampling and geological mapping were performed over the remainder of the property. The work was done under direct supervision of the authors and their Statements of Qualifications are given in Appendix A.

Drilling was carried out between June 14 and July 19 by contractor E. Caron Diamond Drilling Ltd. of Whitehorse using a Longyear 38 wireline-equipped diamond drill.

Mineralized intervals were split and one-half was sent to Chemex Labs Ltd., North Vancouver, B.C. Samples were assayed for copper, lead and zinc (in percent) and silver and gold (in ounces per ton). The drill core is stored at the campsite, with the exception of Hole 89-36 which is stored at the Department of Indian and Northern Affairs Bostock Core Library in Whitehorse.

Access, camp supply and field support was provided by a Bell 206B helicopter chartered from Trans North Air Ltd. of Whitehorse. The machine, based near the nearby town of Keno City, was piloted by Dave Reid with holiday relief provided by Dave Holden and Will Thompson. Total flying time was 128.8 hours. Supplies and logistics were coordinated by Lasha Cymbalsty, an Archer, Cathro expeditor based with the helicopter.

Field management and geological control was provided by an Archer, Cathro crew led by field manager Frank Gish and project geologist Mary MacLellan with geologists Mike Phillips and Maggie Dittrick, under the direction of R.C. Carne and W.D. Eaton. The Archer, Cathro personnel employed on the project during 1989 and a Calendar of Events are listed in Appendix B.

Caron Drilling also provided a D6 bulldozer equipped with wide pads that was walked in to the property near the end of the 1988 season and demobilized in

September, 1989. The bulldozer was used to construct the airstrip and drill sites, move the drill and excavate three bulldozer trenches.

A program of linecutting and soil sampling, as well as detailed geological mapping, was conducted over the Jane Zone during the course of the summer. A 1500 by 1100 m grid was cut to provide control for soil sampling and geophysical surveys. Lines were cut east and west of a central baseline at 50 m spacing and pickets were placed every 20 m on the cross lines. Soil sampling was carried out on 100 m line spacings with 40 m sample spacing, except in the vicinity of a pre-existing anomaly where line spacing was every 50 m. A Pulse EM geophysical survey was run on the grid using 50 m line spacings and 20 m stations.

In addition to the Jane soil sampling survey, reconnaissance-scale soil sampling was carried out to give property-wide geochemical coverage. This was supplemented by detailed sampling in the vicinity of the Marg airstrip where a multi-element anomaly was partially outlined in 1986.

J.P. Franzen, P.Eng., prepared an independent mineral reserve assessment at the completion of the program in November. His report is included as Appendix C.

Bob Turner, geologist with the GSC, Vancouver, was in camp for ten days in July undertaking a study to establish a preliminary model for the structure and stratigraphy of the Marg Deposit. Results of this work will be published in January, 1990 in GSC Paper 90-1A.

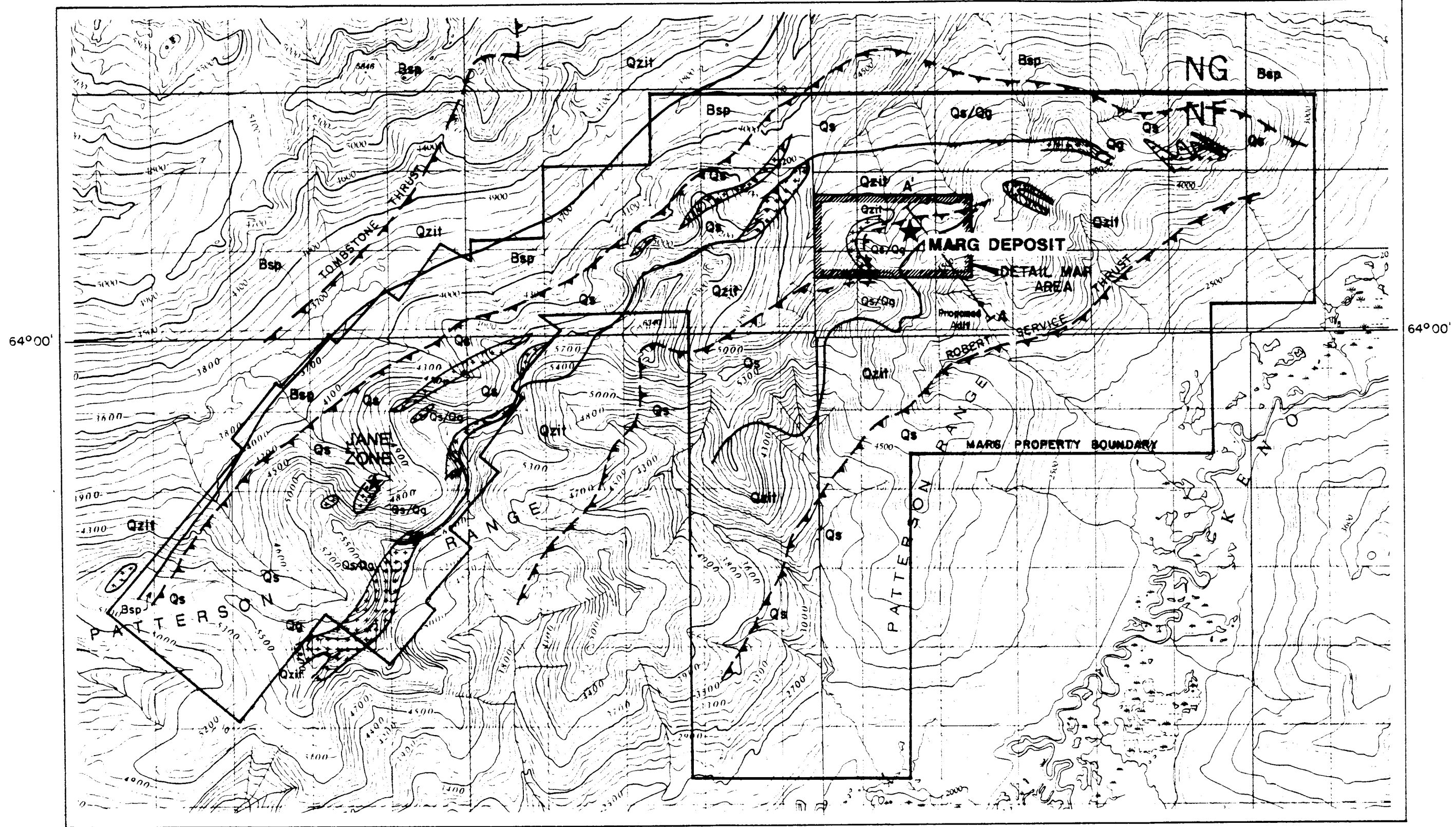
Grant Abbott, geologist with the Department of Indian and Northern Affairs, Whitehorse and Steve Gordey, geologist with the GSC, Vancouver, used the Marg facilities as a basecamp for regional mapping programs in surrounding areas at various times throughout the summer. Results of regional mapping by Abbott and Gordey will be published as GSC Open Files in early 1990 and as summaries in GSC Paper 90-1A in January.

In July, Norecol Environmental Consultants Ltd. continued baseline environmental monitoring surveys initiated in 1988. Results of this work are contained in Appendix I.

PROPERTY GEOLOGY

Lithologies in the Marg area are divided into four major units which are repeated by southeast-dipping thrust faults. The two major faults are the Tombstone Thrust and the Robert Service Thrust (Figure 4). One thrust panel contains the Marg Deposit while the Jane Zone lies in a structurally lower panel. All rocks are lower greenschist metamorphic grade and despite evidence of three phases of small-scale deformation, the thrust sheets appear to be uniformly homoclinal in nature.

The Tombstone Thrust places the northern thrust panel onto siliceous black phyllite of the "Lower Schist". Until recently the "Lower Schist" was considered to be Jurassic (Tempelman-Kluit, 1970) but recent work indicates that it is probably Devonian to Jurassic. The central and southern thrust panels are composed of repeated sequences of quartzite, quartz-eye quartz sericite phyllite and black graphite phyllite (Figure 5). The quartzite is correlated with the Keno Hill Quartzite of Mississippian age. The recessive black graphite phyllite is commonly interbedded with the quartz sericite phyllite and the age of these units is uncertain. The quartz sericite phyllite unit contains quartz "eyes" similar to those found in the latest Precambrian to Lower Cambrian "Grit Unit", now known as Hyland Group (Gordey, in press). However, a radiometric age obtained from zircons in quartz-eye quartz sericite phyllite in drill core at the Marg Deposit has yielded an Early Mississippian age (J. Mortensen, pers. comm., 1989). Grant Abbott has identified a remarkably similar quartz grit some distance to the northeast which overlies the Hyland Group and forms the base of the "Lower Schist". He proposes that the quartz sericite phyllite may be correlative with this unit.



LEGEND





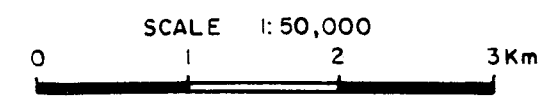
- MESOZOIC AND OLDER?**
-  Massive greenstone, diorite
 -  Black siliceous phyllite
- MISSISSIPPIAN**
-  Quartzite, thin black phyllite interbeds
 -  Quartz sericite phyllite interbedded with black graphite phyllite

Figure 4

ARCHER, CATHRO & ASSOCIATES (1981) LIMITED
PROPERTY GEOLOGY
 MARG PROPERTY
 NDU RESOURCES LTD. / CAMECO



To accompany report dated December, 1989

The Robert Service Thrust places quartzo-feldspathic grit, quartzite, shale and limestone onto the southern thrust panel. These rocks are similar in appearance to the quartz sericite phyllite of the central and southern thrust panel but seem to be more heterogeneous and may be correlative with the Hyland Group (Turner and Abbott, in press). The quartz grits north and south of the Robert Service Thrust have not been differentiated on Figures 4 and 5 because of the difficulties in separating them in the field and their uncertain relative ages.

Most of the units in the central thrust panel have been intruded by gabbroic to dioritic sills. These sills are correlated to rocks of probable Triassic age (Mortensen and Thompson, 1989) in the Ogilvie Mountains.

PROPERTY GEOCHEMISTRY

A program of contour and claim line geochemical sampling was carried out on a property-wide basis. A total of 585 soil samples, 45 rock samples and 11 stream sediment samples were taken at 100 m spacing along selected claim lines and contour elevations. In addition, all identified gossanous seeps on the property were sampled. A denser population of samples was taken west of the Marg airstrip to define the source of a multi-element anomaly resulting from earlier surveys.

All samples were shipped by air to Chemex Labs in North Vancouver where the soil and stream sediment samples were analyzed for 32 elements using aqua regia digestion and induced coupled plasma (ICP) atomic emission spectroscopy. The rock samples were either analyzed for 32 elements as above or were analyzed for 20 major elements using a perchloric-nitric-hydrochloric acid digestion and ICP atomic emission spectroscopy. Soil and silt sample preparation consisted of sieving through a -35 mesh screen and pulverizing to -150 mesh. Rock samples were ground to -35 mesh and pulverized to -50 mesh.

Lead, copper and zinc values are plotted on Figures 6 to 8, respectively. The anomalous samples are highlighted on each of the maps. Values for other elements of lesser interest can be located by comparing sample numbers plotted on Figure 9 with the geochemical certificates in Appendix D (1989 samples only).

The lead geochemistry map clearly shows the stream sediment anomalies at Cansup Creek and Jane Creek that led to the discovery of the Marg Zone and the Jane Zone. In addition, there are a number of strongly anomalous soil samples in the vicinity of the Marg airstrip. The other strongly anomalous region is located outside the claim block, within the Native Land Claims Area, between Copp Creek and Barry Creek where float occurrences of galena-bearing quartz veins in quartz-eye quartz sericite phyllite and gabbro sills were located (Figures 5 and 6).

The copper and zinc geochemistry maps reflect a wider dispersion of anomalous values. In particular, both elements show soil anomalies in the cirques to the east and west of the Jane Zone, possibly outlining a weak extension of this mineralization (Figures 7 and 8). The presence of copper and zinc soil anomalies and several gossanous seeps at the east end of the claims suggests that this may also be an area of exploration interest.

MARG ZONE

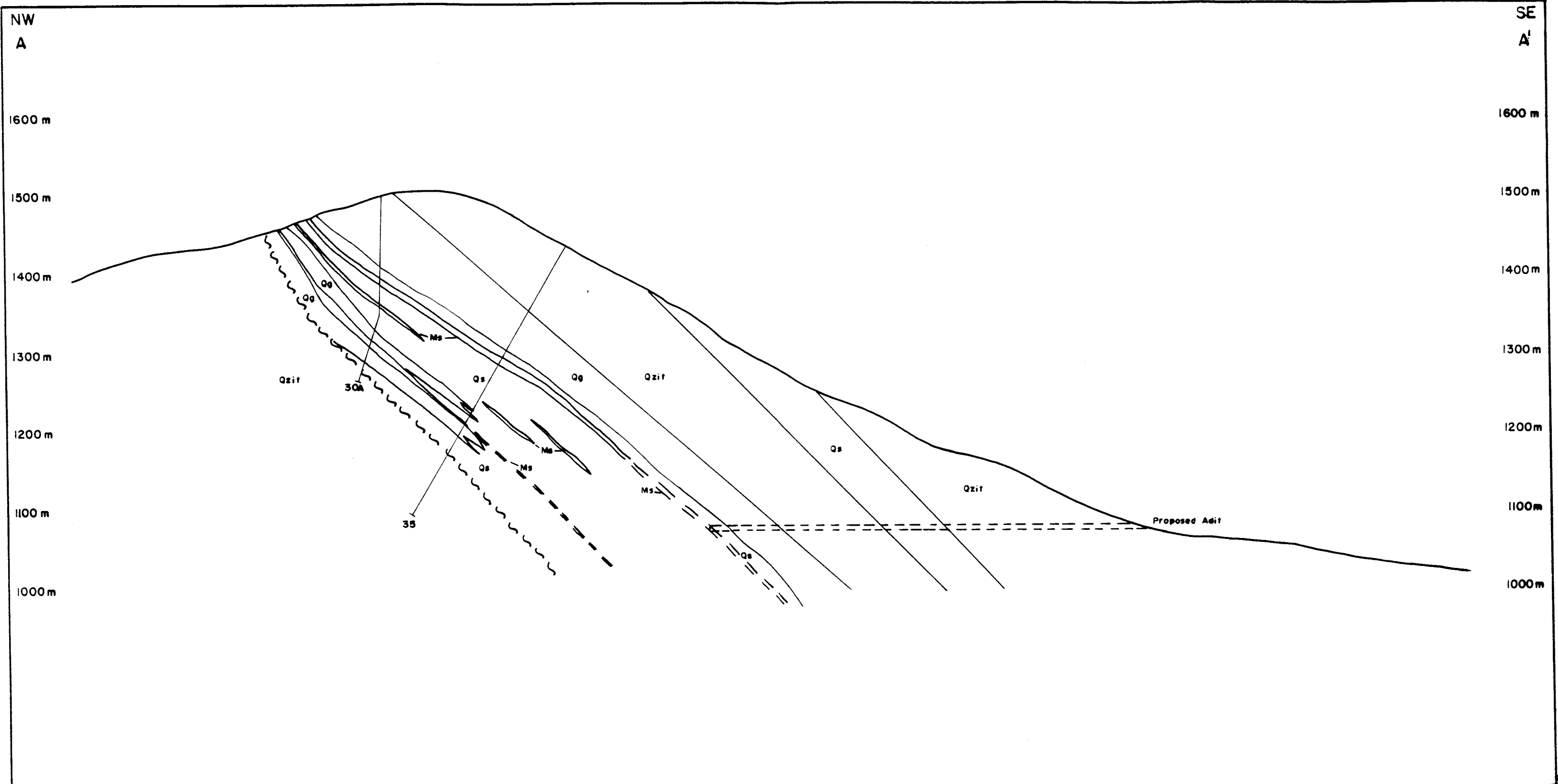
STRATIGRAPHY

The Marg Deposit is located within a relatively thin package of interbedded Mississippian quartz graphite phyllite and quartz sericite phyllite (Figure 10). The deposit is bounded to the north by a steep thrust fault contact with quartzite. Figure 11 is an idealized cross section across the Marg Zone which illustrates these relationships (see Figures 4 and 10 for location of the cross section). All of the layered units are intruded by gabbroic to dioritic sills.

Carbonate Quartz Chlorite Phyllite

Localized beds or lenses of orange to buff weathering carbonate quartz chlorite phyllite occur predominantly in the structural footwall of massive sulphide mineralization. The rock is medium grained and is composed of 50-60% iron-carbonate (ankerite ?) and variable amounts of quartz and sericite or chlorite. In drill core this unit forms thin beds which are closely associated with the quartz sericite phyllite and massive sulphide intervals. Outcrops tend to occur in the vicinity of soil geochemical anomalies and are the only surface indication of the mineralized horizons.

Quartz-carbonate bands within this unit may be deformed syn-ore veinlets or syn-metamorphic segregation lenses. The presence of these bands in conjunction with pyrite and ferroan carbonate content of the phyllites and the close proximity to the sulphide horizons suggest that the protolith was a stockwork of quartz-carbonate veinlets in sericite-carbonate-pyrite altered volcanic rocks. These altered rocks likely formed in the upflow zone or vent complex of the hydrothermal system that formed the sulphide body (Turner and Abbott, in press).



LEGEND

- Qzit Quartzite
- Qs Quartz Sericite Phyllite
- Qg Quartz Graphite Phyllite
- Ms Massive Sulphide

SYMBOLS

- ~~~~ Thrust Fault

Figure 11
 ARCHER, CATHRO & ASSOCIATES (1981) LIMITED
OBLIQUE CROSS SECTION
SHOWING PROPOSED ADIT
 MARG PROPERTY
 NDU RESOURCES LTD./CAMECO
 SCALE 1:5000
 0 50 100 200 300m
 0 100 500 1000 ft
 To accompany report dated December, 1989

Quartz Sericite Phyllite

This unit encompasses a wide range of textural and compositional varieties. The most common type is a strongly foliated rock composed of up to 40% sericite, 60% quartz and 5 to 10%, 1 to 2 mm quartz eyes. The quartz eyes are frequently cut by foliation. This rock corresponds to the unit that was termed quartz-muscovite phyllite (QMPH) in the 1988 report. The name has been revised this year to more accurately reflect the actual composition of the rock but the QMPH symbol has been retained in the 1989 drill logs for continuity. Pale to dark green, chloritic phyllites and occasional buff and grey marbles are included within the the overall map unit. The quartz sericite phyllites probably represent altered quartz phenocryst-bearing volcanic or intrusive rocks of felsic to intermediate composition.

Quartz Graphite Phyllite

The quartz graphite phyllite is a recessive, black unit that is generally "sooty" to the touch and can contain up to 50% thin quartz and sericite laminae. In places the sericite content can reach up to 40% although the average is about 10%. The unit contains up to 10% pyrite, or leached pits after pyrite, that are up to 10 mm across. This unit is associated with the massive sulphides in the Marg Deposit and is the major unit seen in drill core. Turner (in press) describes the rock as a black, siliceous, pyritic metachert. He believes that deposition coincided with the formation of the massive sulphides and reflects pelagic or hydrothermal silica and organic matter accumulation within an anoxic basin. As the quartz graphite phyllite is the major host rock of the sulphide bodies, it has special exploration significance.

Quartzite

The quartzite unit is generally light to medium grey in colour, fine grained and thin bedded to massive. In bedded varieties, 15 cm to 3 m thick quartzite horizons are interbedded with black graphitic phyllite. The quartzite is highly resistant and, together with the greenstones, forms the majority of the ridges in the property. This unit has been correlated by previous workers with the Keno Hill Quartzite. The interbedded nature of the quartzite with black phyllite suggests deposition as fine-grained quartz sand by turbidity currents.

Greenstone

Cliff-forming sills and lens-shaped bodies of diorite, gabbro and their altered equivalents intrude all other units. Textures vary from massive to strongly foliated with a fabric parallel to foliation in surrounding rocks. The rock is generally dark green in colour, fine to medium grained and is composed of hornblende, commonly altered to chlorite, and feldspar. Many of the greenstones have also undergone variable carbonate alteration. In places the rock has a distinctly banded appearance and it is possible that some of the highly altered and foliated greenstones may have originally been submarine basalt flows. This unit has not yet been intersected by drilling.

STRUCTURAL GEOLOGY

Two phases of deformation are recognized in the Marg area. The first is characterized by an intense mineral lineation and a strong S1 axial planar foliation. S1 foliation typically dips moderately to the south and approximately parallels lithologic contacts. The S1 foliation is defined by preferred orientation of minerals and by compositional and textural banding. The second phase of deformation is represented by crenulation or kink band cleavage varying in intensity from absent to a penetrative foliation that obscures S1. Second phase structures consist of small scale, upright, tight to isoclinal folds accompanied by a weakly developed axial planar cleavage. The broad arc formed by the map units on Figures 5 and 10 may be a second phase fold, but other large scale second phase structures have not been recognized.

A localized south-dipping thrust fault juxtaposes the Marg "ore stratigraphy" against the younger quartzite unit. The thrust fault steepens up dip and truncates the sulphide horizon to the east at surface. The fault is a several metre wide zone of intensely foliated rock, boudinaged quartzite beds and/or zones of graphitic gouge. Other zones of graphitic or sericitic gouge occur throughout the hanging wall phyllites. These can be anywhere from several centimetres to several metres thick and generally are subparallel to S1 foliation.

DIAMOND DRILLING AND BULLDOZER UTILIZATION

Drilling was carried out between June 14 and July 19 and totalled 1818.7 m in five holes. The 1989 drill sites were surveyed by Diane Lister of Archer, Cathro using the survey datum established by Underhill Engineering Ltd. in 1988. Location and orientation of the 1988 and 1989 holes are summarized in Table I on the following page.

Drill hole orientations were measured at approximately 100 m intervals using a Pajari (Tro-Pari) downhole magnetic instrument. Some of the holes flattened up to 15° although 5° flattening per 300 m is more normal. Holes drilled at -60° or less showed little azimuth deflection but steeper holes deflected to the left, as much as 90° in near vertical holes.

Drilling conditions at the Marg site are generally very good, averaging 80 to 90 feet (24 to 27 m) per twelve hour shift or 170 feet (52 m) per day. All drilling in 1989 was performed with NQ-sized equipment. Drill moves, including pulling rods, dismantling, moving and reassembling the drill, typically took a full twelve hour shift. Only two shifts were lost due to machine breakdown during the course of the program. Two days were spent mobilizing crew and setting up equipment on the first site. The drill was winterized and left at the Marg camp at the end of the program.

A total of 27 hours of D6 bulldozer time was used building drill sites and drill roads and 80 hours were used for drill moves, supplying the drill and bringing drill core down to camp. In addition, 61 hours of bulldozer time was used to cut trenches. A further 28 hours was used to demobilize the bulldozer at the end of the program.

Three bulldozer trenches totalling approximately 5000 cubic metres of material removed were excavated across geochemical/geophysical anomalies on the west side of the property.

TABLE I
DRILL HOLE SUMMARY

1988 DRILLING

Hole	Drill Section	Survey Grid Coordinates (m)		Elevation (m)	Collar		Depth (m)
		N	E		Dip (°)	Azimuth (Astronomic)	
88-1	1650E	100,113.73	99,091.78	1,373.08	-50	343	182.0
-2	2450E	100,187.63	99,883.13	1,438.28	-50	359	113.1
-3	2450E	100,187.63	99,883.13	1,438.28	-80	359	81.4
-4	2370E	100,093.56	99,790.14	1,438.89	-50	003	91.1
-5	2370E	100,093.56	99,790.14	1,438.89	-70	003	87.5
-6	2290E	99,989.28	99,720.70	1,416.85	-50	000	145.4
-7	1280E	99,985.42	98,701.92	1,324.91	-50	343	139.3
-8	1270E	100,223.01	99,197.19	1,357.35	-50	340	124.1
-9	2290E	100,084.26	99,727.85	1,412.85	-50	354	163.7
-10	2450E	100,124.41	99,884.59	1,464.07	-70	358	156.1
-11	2450E	100,124.41	99,884.59	1,464.07	-85	358	172.8
-12	2510E	100,165.96	99,943.19	1,461.80	-50	358	134.7
-13	2510E	100,165.96	99,943.19	1,461.80	-70	358	124.1
-14	2580E	100,171.05	99,993.89	1,470.18	-50	358	153.9
-15	2370E	100,147.64	99,807.95	1,432.44	-55	355	96.6
-16	2370E	100,026.88	99,800.17	1,445.94	-50	358	213.7
-17	2370E	100,026.88	99,800.17	1,445.94	-65	358	160.0
-18	2370E	100,026.88	99,800.17	1,445.94	-80	358	131.7
-19	2440E	99,942.18	99,877.59	1,480.48	-50	358	288.3
-20	2510E	100,024.01	99,940.80	1,509.00	-60	358	259.7
-21	1650E	100,083.32	100,009.26	1,495.90	-67	358	306.3
-22	2180E	100,070.07	99,612.85	1,380.09	-50	358	203.3
-23	2510E	100,024.01	99,940.80	1,509.00	-75	358	294.7
-24	2050E	100,134.00	99,483.00	1,360.00*	-50	358	54.9
-25	2510E	100,024.01	99,940.80	1,509.00	-48	358	248.7
-26	1650E	100,034.22	99,073.09	1,399.42	-50	358	215.5
-27	1450E	100,033.81	98,877.01	1,355.94	-50	358	189.0
-28	2580E	100,083.32	100,009.26	1,495.90	-50	358	213.7
-29	1280E	100,039.52	98,744.00	1,326.40	-50	358	212.4
-30	2580E	100,083.32	100,009.26	1,495.90	-88	358	126.8
-30A	2580E	100,083.32	100,009.26	1,495.90	-88	358	281.9
-31	1850E	100,120.48	99,289.10	1,363.79	-50	358	160.9
-32	2050E	100,085.09	99,485.70	1,362.25	-50	358	204.8
-33	2440E	99,942.18	99,877.59	1,480.48	-80	358	305.4

TOTAL - 1988

6,037.5

* approximate

TABLE I (cont'd)

1989 DRILLING

<u>Hole</u>	<u>Drill Section</u>	<u>Survey Grid Coordinates (m)</u>		<u>Elevation (m)</u>	<u>Collar Dip (°) Azimuth (Astronomic)</u>		<u>Depth (m)</u>
		<u>N</u>	<u>E</u>				
89-34	2580E	99,848.68	100,021.19	1478.00	-71	358	443.8
89-35	2650E	99,845.19	100,089.08	1449.91	-60	354	400.5
89-36	2180E	99,907.24	99,618.26	1396.00	-51.5	358	304.5
89-37	1850E	99,951.87	99,292.78	1392.23	-56.5	358	247.8
89-38	2180E	99,762.87	99,629.80	1419.5	-58	360	422.1
<u>TOTAL - 1989</u>							<u>1,818.7</u>
<u>TOTAL DRILLING</u>							<u>7,856.2</u>

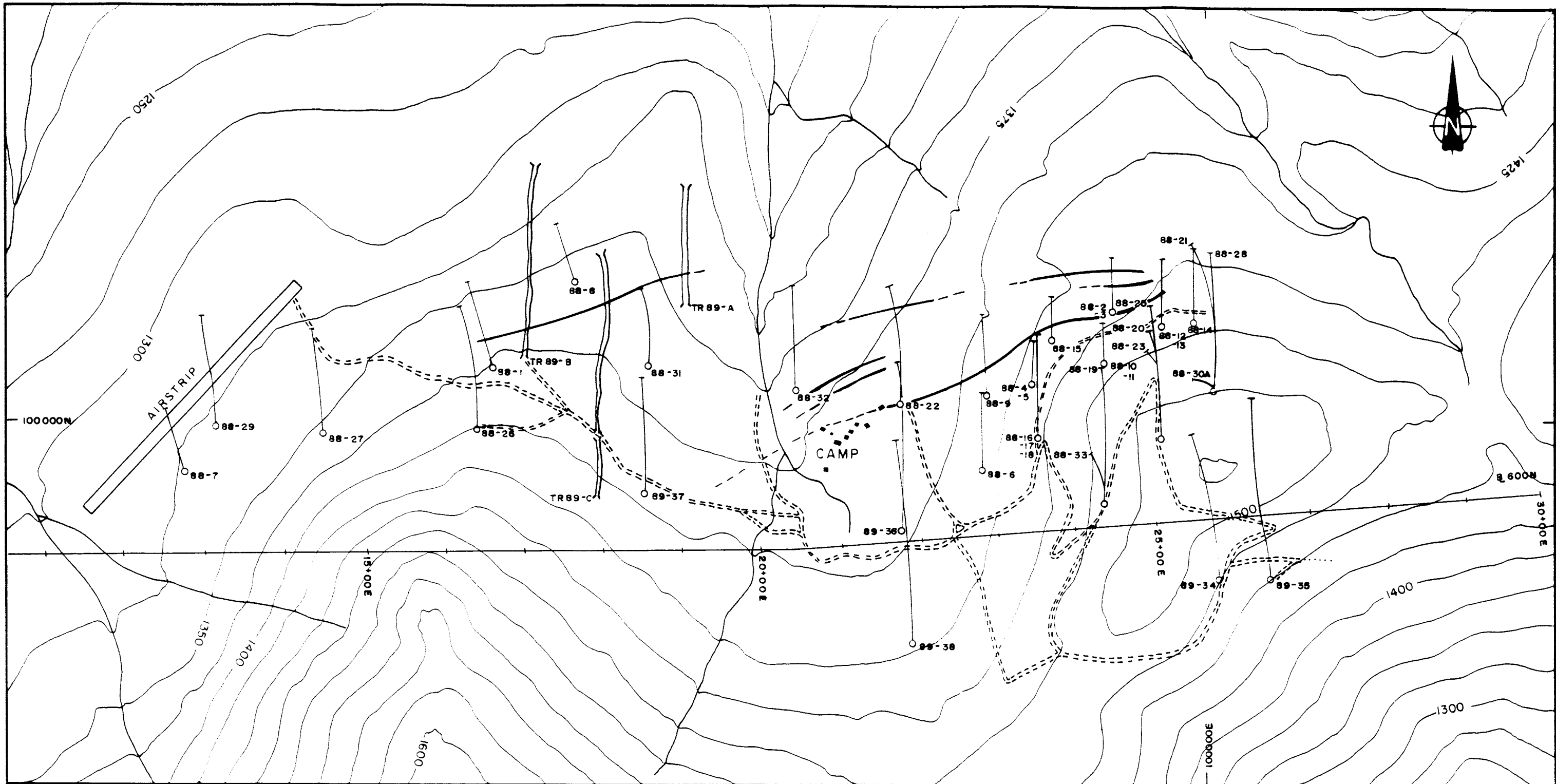
MINERALIZATION

The Marg Deposit consists of two relatively continuous, tabular, massive sulphide horizons called the Hanging Wall and Footwall Zones, plus a number of less well defined sulphide lenses located between them and along strike to the west. The zones are subparallel, striking approximately east-west and dipping 50° south. They are up to 23 m thick, averaging about 3 to 5 m. Mineralogy is a typical fine-grained, polymetallic VMS assemblage comprised principally of pyrite with major amounts of interstitial sphalerite, chalcopyrite and galena. Minor tetrahedrite occurs in association with galena or chalcopyrite. Non-sulphide gangue is primarily quartz with lesser iron-carbonate, sericite and minor barite.

Massive sulphide layers generally have sharp upper contacts with somewhat more gradational lower contacts and they are usually underlain by a thin zone of heavily disseminated sulphides with scattered thick sulphide laminae. Mineral banding is often more evident near the base of the massive sulphide layers with dark coloured sphalerite and galena bands separated by lighter coloured chalcopyrite-rich bands.

Figure 12 illustrates the projected surface trace of the mineralization and locations of drill holes and bulldozer trenches. Figures 13 to 25 are drill sections showing lithology and assay intervals. Assay certificates for 1989 drill core sampling are given in Appendix E and 1989 drill logs are included in Appendix F.

Mineralized horizons have been traced for a 1000 m strike length but much of the drilling is wide spaced and correlations between section lines are often uncertain. Detailed drilling has focussed on the east end of the explored area where the Hanging Wall and Footwall Zones appear to converge and are both well mineralized. The highest grade and thickest intersections occur within two



LEGEND





-  Diamond Drill Hole
-  Bulldozer Trench
-  Drill Road
-  Projected Surface Trace of Mineralization

Figure 12

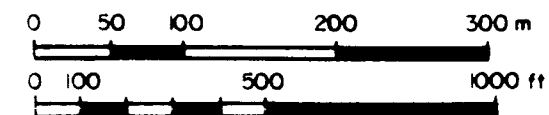
ARCHER, CATHRO & ASSOCIATES (1981) LIMITED

DRILL HOLE LOCATION

MARG PROPERTY

NDU RESOURCES LTD. / CAMECO

SCALE 1:5000



To accompany report dated December, 1989

S

N

500N
1500
1400
1300
1200
metres

Qzit

Qs

Qg

Qs

Qg

Qs

Qg

Ms

Qs

Qg

Ms

Qs

Ms

1.46, 3.74, 5.12, 1.34, .035
4.65

2.15, 1.51, 3.15, 1.28, .014
1.08

0.58, 0.65, 1.27, 0.47, .004
1.48

0.73, 1.26, 2.45, 0.94, .014
2.78

35

LEGEND

- Qzit Quartzite
- Qg Quartz Graphite Phyllite
- Qs Quartz Sericite Phyllite
- Ms Massive Sulphide

- 23 Drill Hole
- Lithologic Contact
- Fault


1.24, 2.07, 3.95, 1.94, .034 Cu, Pb, Zn, Ag, Au / width(m)
5.34
Cu, Pb, Zn in %
Ag, Au in oz/ton

Figure 13
ARCHER, CATHRO & ASSOCIATES (1981) LIMITED

**DRILL SECTION
SECTION 2650E**

MARG PROPERTY
NDU RESOURCES LTD/CAMECO

SCALE 1:2500



December, 1989

S

N

500N

1500

1400

1300

1200

metres

Qzit

Qs

Qg

LEGEND

Qzit

Quartzite

Qg

Quartz Graphite Phyllite

Qs

Quartz Sericite Phyllite

Ms

Massive Sulphide

23 Drill Hole

--- Lithologic Contact

--- Fault

1.24, 2.07, 3.95, 1.94, .034
5.34

Cu, Pb, Zn, Ag, Au/width(m)
Cu, Pb, Zn in %
Ag, Au in oz/ton

1.16, 1.46, 2.70, 1.29, .013
1.59

2.56, 2.48, 5.25, 2.11, .034
3.35

1.46, 2.10, 4.10, 1.78, .022
2.50

1.50, 2.32, 4.84, 1.97, .031
5.05

0.75, 1.02, 2.02, 0.96, .006
3.60

1.05, 2.85, 5.21, 1.70, .027
3.55

2.26, 2.95, 5.62, 2.42, .024
1.90

1.25, 2.04, 3.91, 1.38, .021
1.75

0.57, 0.96, 1.84, 0.81, .010
4.91

0.89, 1.45, 2.74, 1.19, .017
1.70

1.33, 2.16, 3.99, 1.38, .017
3.36

Qg

Qg

Qg

Qg

Qg

Qg

Ms

Ms

Ms

Qs

Qg

Qs

Qg

Qg

34

14

28

21

Figure 14

ARCHER, CATHRO & ASSOCIATES (1981) LIMITED

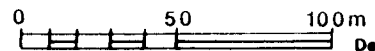
DRILL SECTION

SECTION 2580E

MARG PROPERTY

NDU RESOURCES LTD/CAMECO

SCALE 1:2500

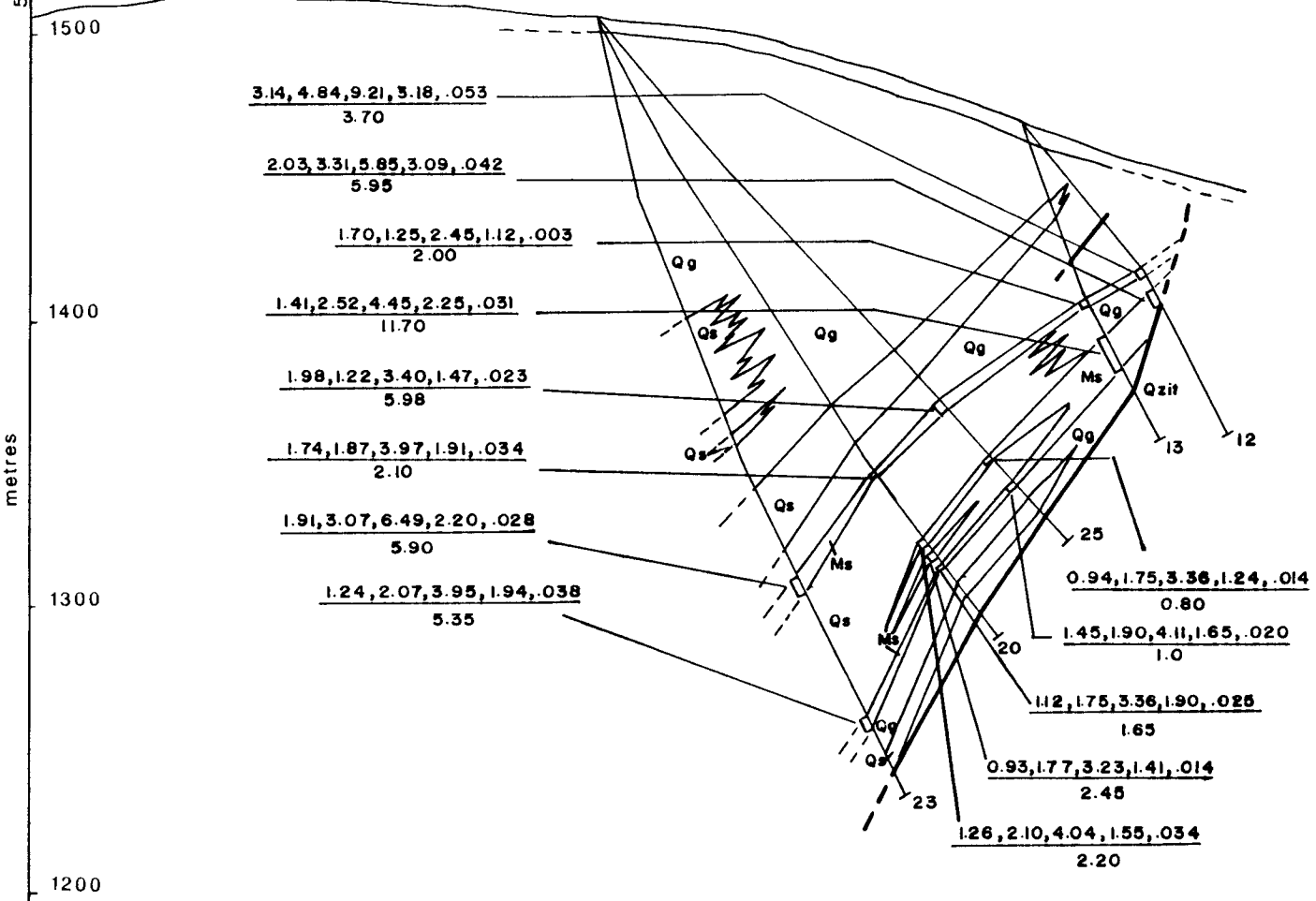


December, 1989

S

N

metres



LEGEND

- Qzit Quartzite
- Qg Quartz Graphite Phyllite
- Qs Quartz Sericite Phyllite
- Ms Massive Sulphide

- 23 Drill Hole
- Lithologic Contact
- Fault


1.24, 2.07, 3.95, 1.94, .034 Cu, Pb, Zn, Ag, Au / width(m)
5.34 Cu, Pb, Zn in %
 Ag, Au in oz/ton

Figure 15
 ARCHER, CATHRO & ASSOCIATES (1981) LIMITED

DRILL SECTION
SECTION 2510E

MARG PROPERTY
 NDU RESOURCES LTD/CAMECO

SCALE 1:2500



December, 1989

S

N

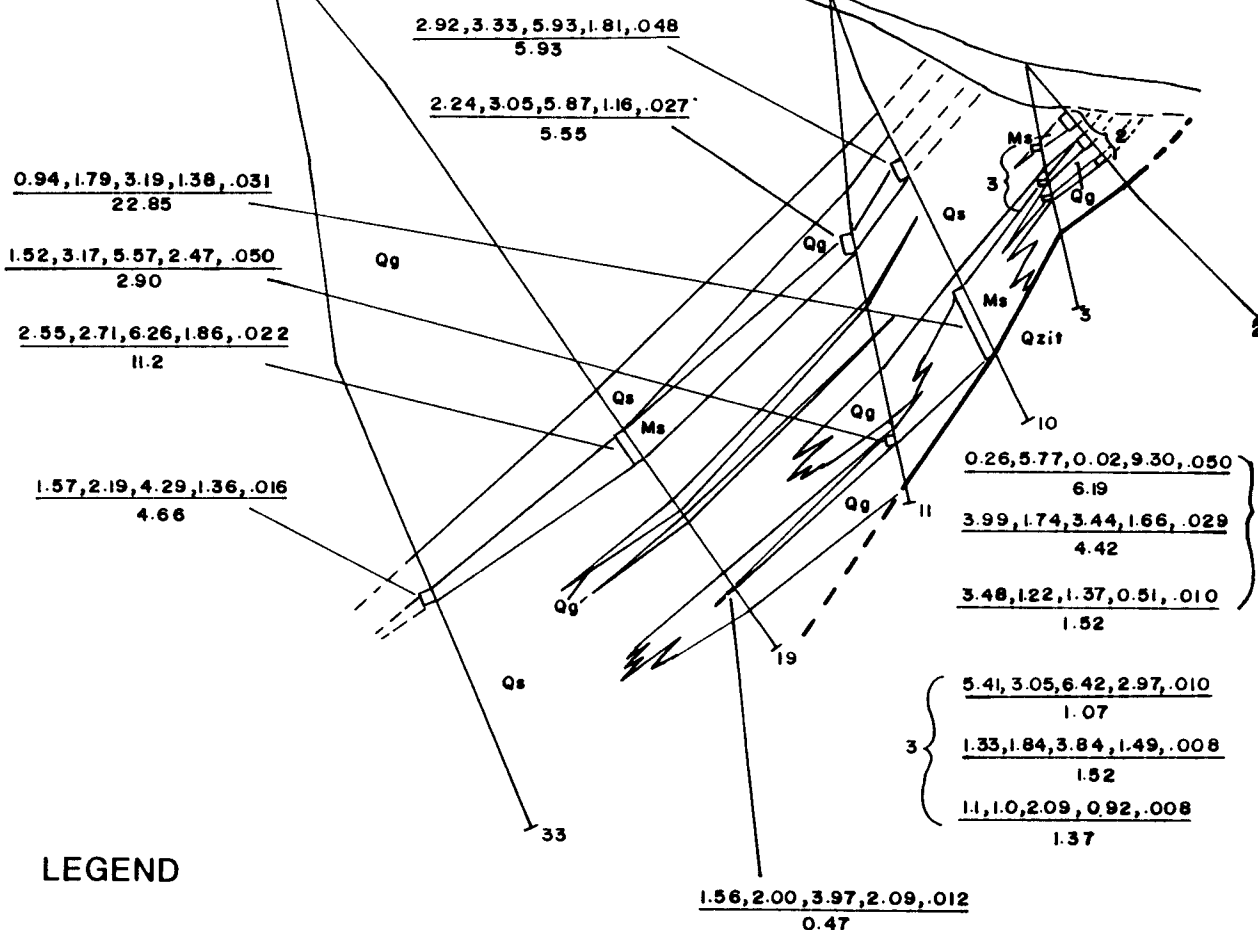
metres

1500

1400

1300

1200



LEGEND

- Qzit Quartzite
- Qg Quartz Graphite Phyllite
- Qs Quartz Sericite Phyllite
- Ms Massive Sulphide

- 23 Drill Hole
- Lithologic Contact
- Fault

1.24, 2.07, 3.95, 1.94, .034
5.34

Cu, Pb, Zn, Ag, Au / width (m)
Cu, Pb, Zn in %
Ag, Au in oz / ton

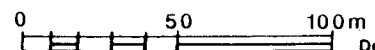
Figure 16
ARCHER, CATHRO & ASSOCIATES (1981) LIMITED

DRILL SECTION

SECTION 2440E

MARG PROPERTY
NDU RESOURCES LTD/CAMECO

SCALE 1:2500



December, 1989

S

N

metres

500N

1500

1400

1300

1200

0.14, 6.18, 0.02, 2.81, .027

3.05

3.32, 3.68, 6.59, 2.08, .030

10.67

2.54, 2.48, 5.31, 1.76, .022

10.85

2.15, 2.98, 6.14, 1.80, .024

3.90

1.20, 1.21, 2.79, 0.72, .010

6.40

2.28, 1.35, 3.72, 0.88, .016

1.45

1.65, 2.66, 5.20, 2.22, .032

2.40

3.35, 2.52, 4.64, 2.36, .033

1.70

LEGEND

Qzit

Quartzite

Qg

Quartz Graphite Phyllite

Qs

Quartz Sericite Phyllite

Ms

Massive Sulphide



Cavity



23 Drill Hole



Lithologic Contact



Fault

1.24, 2.07, 3.95, 1.94, .034
5.34

Cu, Pb, Zn, Ag, Au / width(m)
Cu, Pb, Zn in %
Ag, Au in oz/ton

Figure 17

ARCHER, CATHRO & ASSOCIATES (1981) LIMITED

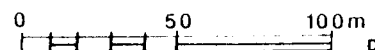
DRILL SECTION

SECTION 2370E

MARG PROPERTY

NDU RESOURCES LTD/CAMECO

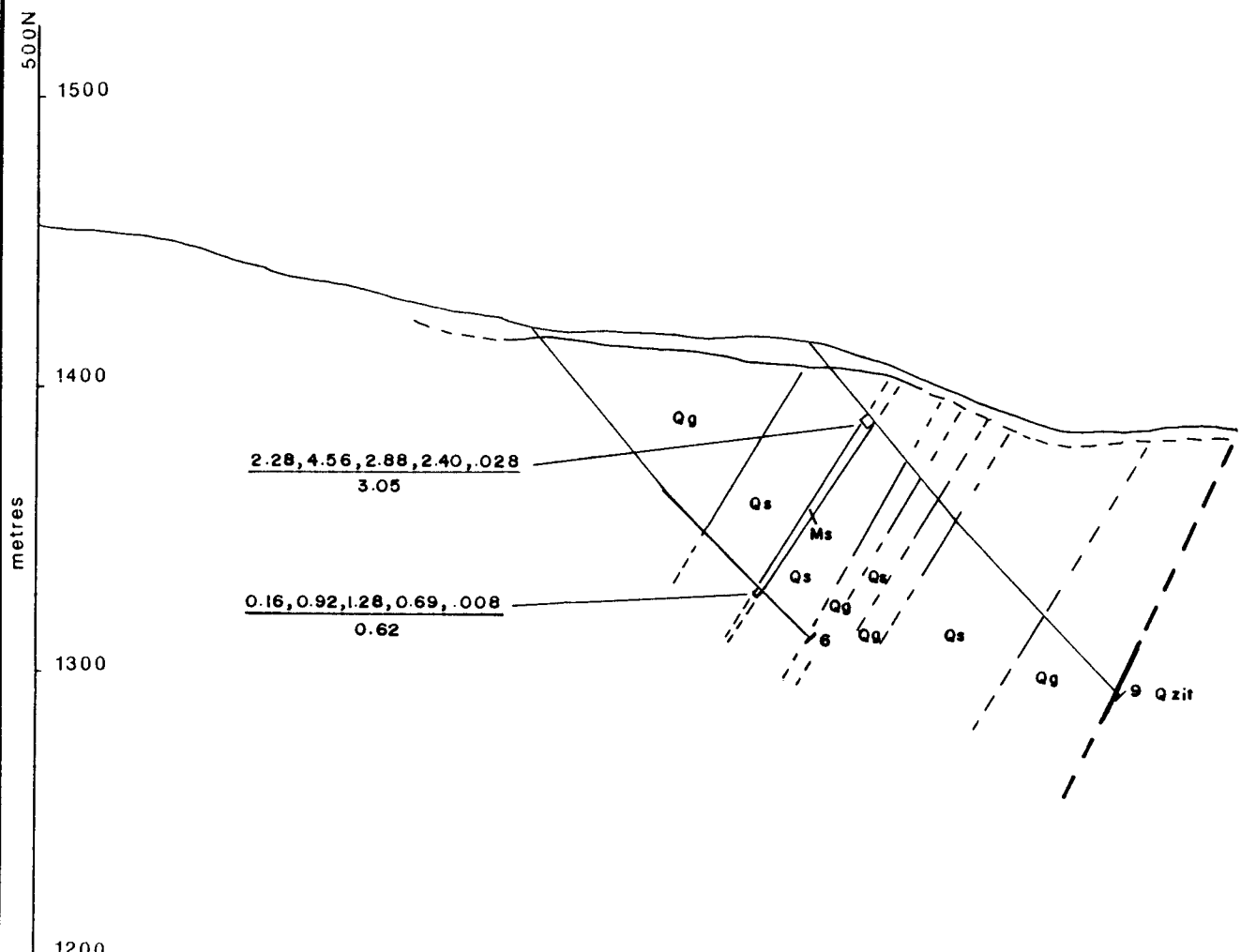
SCALE 1:2500



December, 1989

S

N



LEGEND

- Qzit Quartzite
- Qg Quartz Graphite Phyllite
- Qs Quartz Sericite Phyllite
- Ms Massive Sulphide

- 23 Drill Hole
- Lithologic Contact
- .-.- Fault

1.24, 2.07, 3.95, 1.94, .034 Cu,Pb,Zn,Ag,Au/width(m)
5.34 Cu,Pb,Zn in %
 Ag,Au in oz/ton

Figure 18
ARCHER, CATHRO & ASSOCIATES (1981) LIMITED
DRILL SECTION
SECTION 2290E
MARG PROPERTY
 NDU RESOURCES LTD/CAMECO

SCALE 1:2500

0 50 100 m

December, 1989

S

N

metres

450N

1500

1400

1300

1200

1.45, 3.65, 4.67, 2.60, .056
1.96

2.21, 5.29, 9.63, 3.73, .072
0.91

1.30, 0.03, 0.06, 0.12, .006
0.73

1.44, 0.03, 0.05, 0.11, .004
0.70

1.97, 2.87, 5.64, 2.00, .026
3.56

0.87, 0.72, 1.63, 0.74, .004
0.83

1.47, 2.27, 4.15, 1.94, .040
11.44

1.15, 2.43, 4.36, 1.88, .06
7.11

0.41, 1.57, 3.15, 0.75, 0.002
0.65

1.24, 2.07, 3.95, 1.94, .034
5.34
Cu, Pb, Zn, Ag, Au / width(m)
Cu, Pb, Zn in %
Ag, Au in oz/ton

LEGEND

- Qzit Quartzite
- Qg Quartz Graphite Phyllite
- Qs Quartz Sericite Phyllite
- Ms Massive Sulphide

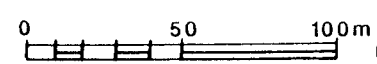
- ↘ 23 Drill Hole
- Lithologic Contact
- Fault

Figure 19
ARCHER, CATHRO & ASSOCIATES (1981) LIMITED

DRILL SECTION SECTION 2180E

MARG PROPERTY
NDU RESOURCES LTD/CAMECO

SCALE 1:2500



December, 1989

S

N

metres

5.00N

1500

1400

1300

1200

LEGEND

- Qzit Quartzite
- Qg Quartz Graphite Phyllite
- Qs Quartz Sericite Phyllite
- Ms Massive Sulphide

- 23 Drill Hole
- Lithologic Contact
- Fault

1.24, 2.07, 3.95, 1.94, .034 Cu, Pb, Zn, Ag, Au/width(m)
 5.34 Cu, Pb, Zn in %
 Ag, Au in oz/ton

Figure 20

ARCHER, CATHRO & ASSOCIATES (1981) LIMITED

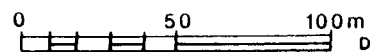
DRILL SECTION

SECTION 2050E

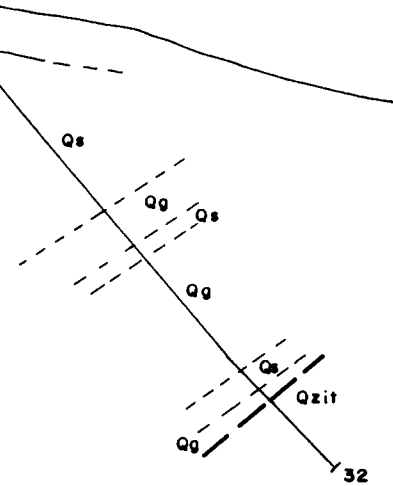
MARG PROPERTY

NDU RESOURCES LTD/CAMECO

SCALE 1:2500



December, 1989



S

N

50.0N

1500

1400

1300

1200

metres

0.73, 1.06, 2.47, 0.73, .006
2.09

1.74, 2.20, 4.36, 1.74, .011
0.93

0.27, 0.82, 2.37, 0.55, .010
2.56

0.58, 2.77, 5.50, 1.49, .046
1.59

LEGEND

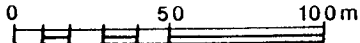
- Qzif Quartzite
- Qg Quartz Graphite Phyllite
- Qs Quartz Sericite Phyllite
- Ms Massive Sulphide

- 23 Drill Hole
- Lithologic Contact
- Fault

1.24, 2.07, 3.95, 1.94, .034 Cu,Pb,Zn, Ag, Au/width(m)
5.34
Cu,Pb,Zn in %
Ag, Au in oz/ton

Figure 21
ARCHER, CATHRO & ASSOCIATES (1981) LIMITED
DRILL SECTION
SECTION 1850E
MARG PROPERTY
NDU RESOURCES LTD/CAMECO

SCALE 1:2500



December, 1989

S

N

600N

1500

1400

1300

1200

metres

LEGEND

- Qzif Quartzite
- Qg Quartz Graphite Phyllite
- Qs Quartz Sericite Phyllite
- Ms Massive Sulphide

- 23 Drill Hole
- Lithologic Contact
- Fault

1.24, 2.07, 3.95, 1.94, .034 Cu,Pb,Zn, Ag, Au/width(m)
5.34 Cu,Pb,Zn in %
 Ag,Au in oz/ton

Figure 22

ARCHER, CATHRO & ASSOCIATES (1981) LIMITED

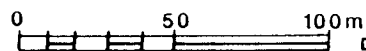
DRILL SECTION

SECTION 1760E

MARG PROPERTY

NDU RESOURCES LTD/CAMECO

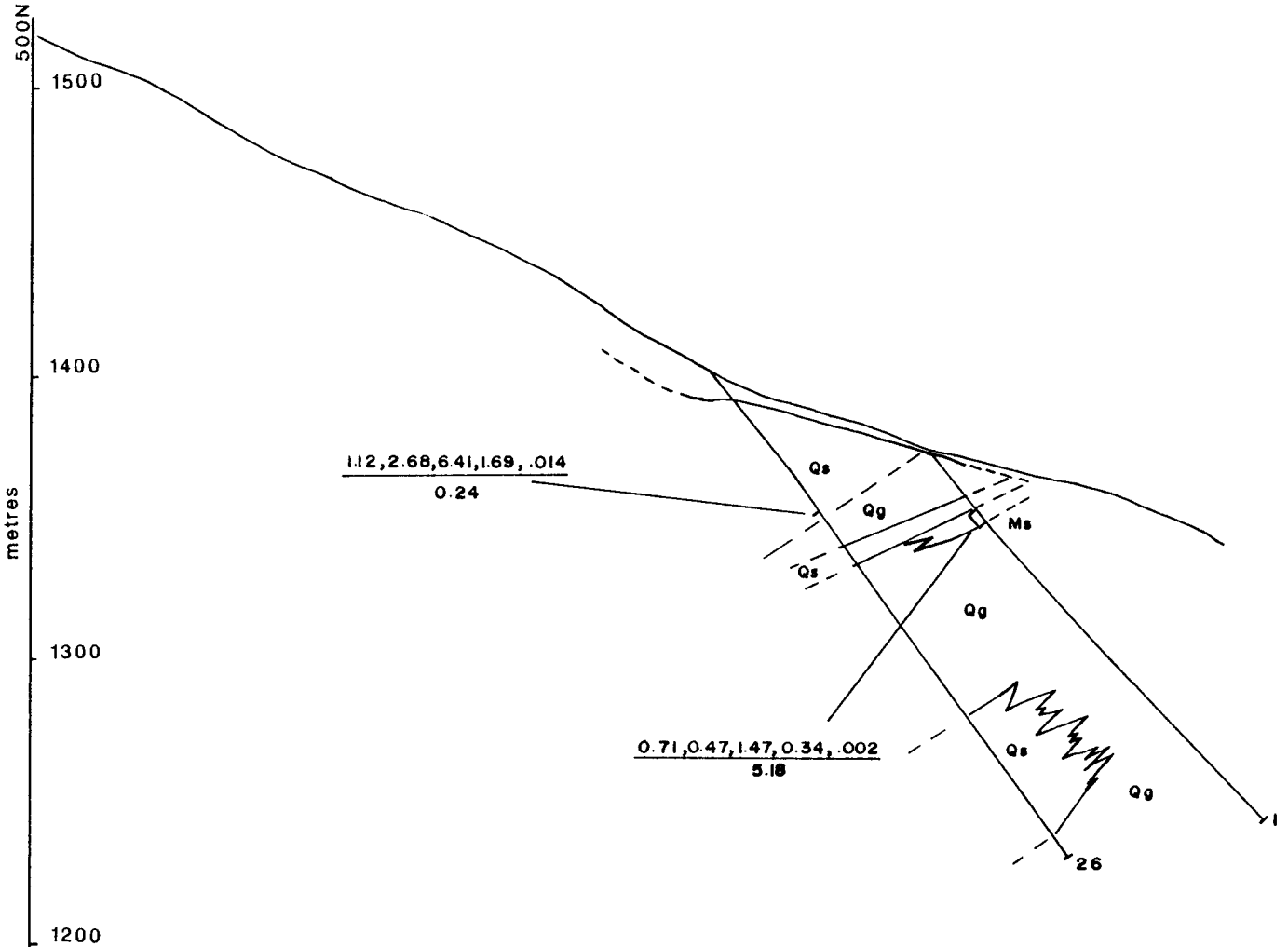
SCALE 1:2500



December, 1989

S

N



LEGEND

- Qsit Quartzite
- Qg Quartz Graphite Phyllite
- Qs Quartz Sericite Phyllite
- Ms Massive Sulphide

- 23 Drill Hole
- Lithologic Contact
- Fault

$\frac{1.24, 2.07, 3.95, 1.94, .034}{5.34}$ Cu, Pb, Zn, Ag, Au/width(m)
 Cu, Pb, Zn in %
 Ag, Au in oz/ton

Figure 23
 ARCHER, CATHRO & ASSOCIATES (1981) LIMITED

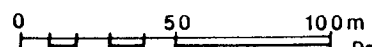
DRILL SECTION

SECTION 1650E

MARG PROPERTY

NDU RESOURCES LTD/CAMECO

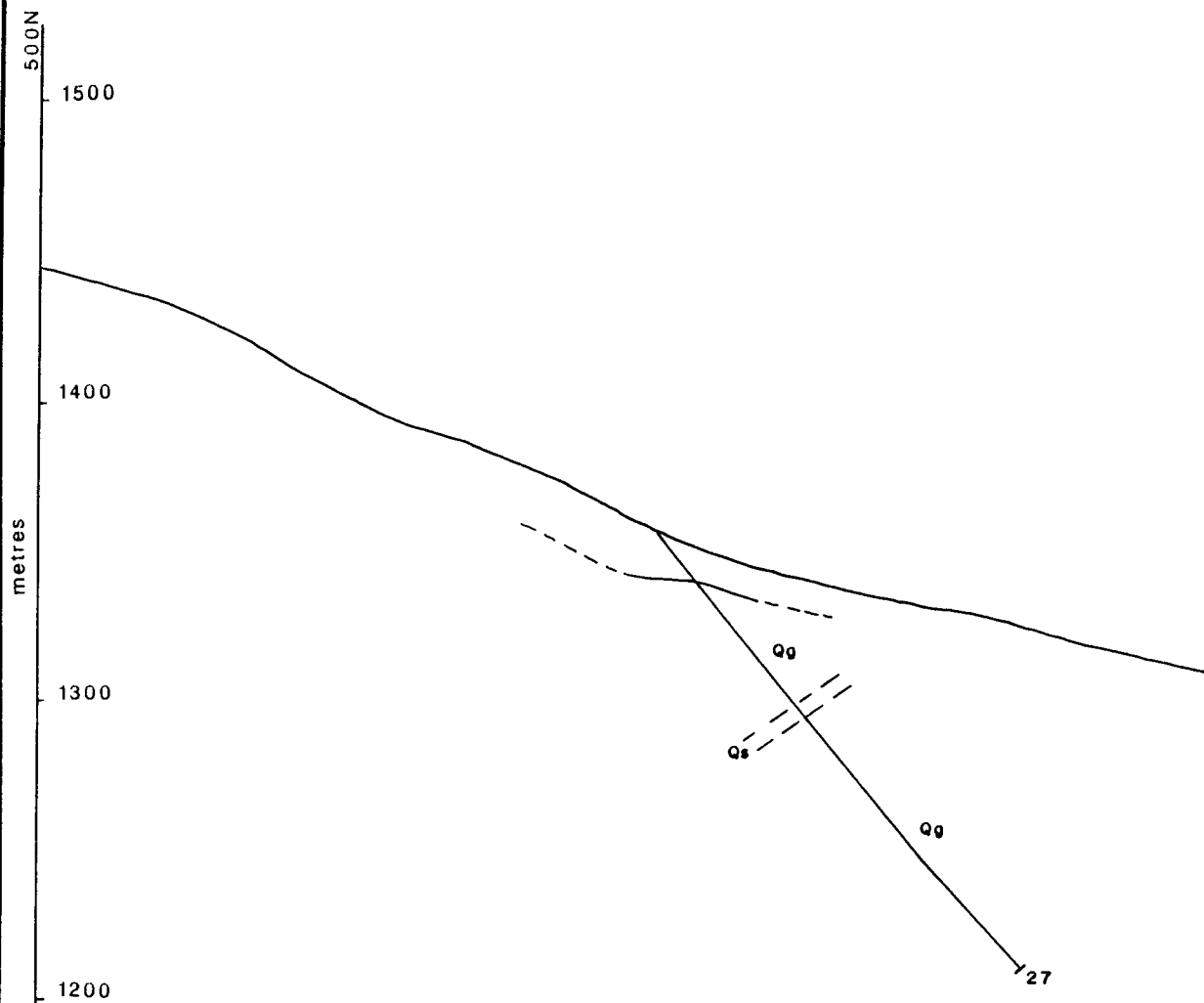
SCALE 1:2500



December, 1989

S

N



LEGEND

- Qzi Quartzite
- Qg Quartz Graphite Phyllite
- Qs Quartz Sericite Phyllite
- Ms Massive Sulphide

- 23 Drill Hole
- Lithologic Contact
- Fault

1.24, 2.07, 3.95, 1.94, .034 Cu, Pb, Zn, Ag, Au / width(m)
 5.34 Cu, Pb, Zn in %
 Ag, Au in oz/ton

Figure 24
 ARCHER, CATHRO & ASSOCIATES (1981) LIMITED

DRILL SECTION

SECTION 1450E

MARG PROPERTY
 NDU RESOURCES LTD/CAMECO

SCALE 1:2500

0 50 100m

December, 1989

S

N

500N

1500

1400




metres

1300

1200

LEGEND

- Qzjt Quartzite
- Qg Quartz Graphite Phyllite
- Qs Quartz Sericite Phyllite
- Ms Massive Sulphide

-  23 Drill Hole
-  Lithologic Contact
-  Fault

1.24, 2.07, 3.95, 1.94, .034 Cu, Pb, Zn, Ag, Au / width (m)
5.34 Cu, Pb, Zn in %
 Ag, Au in oz / ton

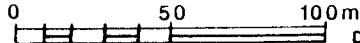
Figure 25
ARCHER, CATHRO & ASSOCIATES (1981) LIMITED

DRILL SECTION

SECTION 1280E

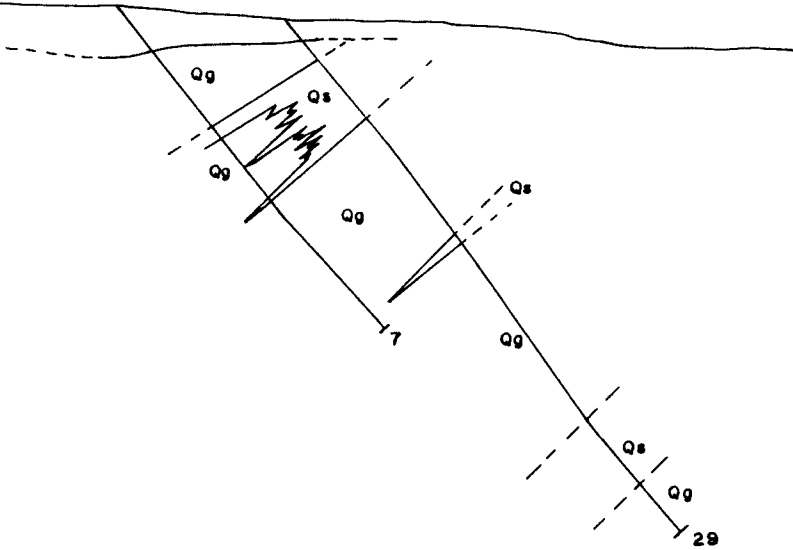
MARG PROPERTY
 NDU RESOURCES LTD/CAMECO

SCALE 1:2500



0 50 100m

December, 1989



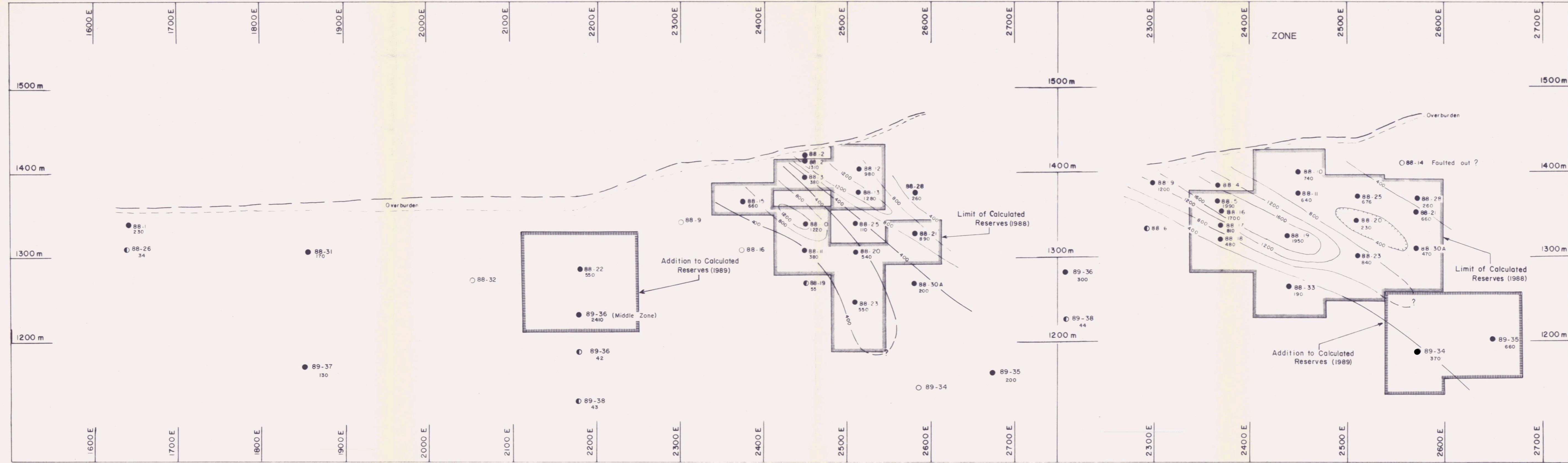
250 m long shoots that plunge southeasterly at about 35° and are still open at depths up to 450 m down plunge as shown on Figure 26. Indicated and inferred reserves of 3.84 million tonnes grading 1.76% Cu, 2.68% Pb, 5.01% Zn, 1.92 oz/ton Ag and 0.034 oz/ton Au have been calculated by J. Franzen, P.Eng. for the more continuous massive sulphide lenses defined by relatively close-spaced drilling at the east end of the deposit.

The convergence of the Hanging Wall and Footwall Zones in plan view and section has been previously attributed to isoclinal folding of a single sulphide horizon about a southeast-plunging axis; however, results of re-examination of drill core in 1989 alternatively suggests the horizons were deposited at successive time intervals in a trough within the more distal facies of a westerly-derived volcanoclastic wedge. The eastern margin of this trough is cut off by the footwall thrust fault at surface and has not yet been defined by drilling at depth and down plunge to the southeast. To the west, the zones thin and the host lithology gradually changes from quartz graphite phyllite to quartz sericite phyllite. The southeasterly rake of the thickest portions of the Hanging Wall and Footwall Zones may also be structural in origin rather than depositional since this orientation parallels the intersection of S1 and S2 fabrics - the attitude of mineral lineation and quartz rodding.

Holes 89-34 and 89-35 were drilled to extend the 1988 reserve blocks in the Hanging Wall and Footwall Zones down plunge to the southeast. Both holes intersected significant Hanging Wall Zone massive sulphides over 100 m down dip from previous intersections (3.4 m grading 1.3% Cu, 2.2% Pb, 4.0% Zn, 1.4 oz/ton Ag, 0.017 oz/ton Au; and, 4.7 m grading 1.5% Cu, 2.9% Pb, 5.4% Zn, 1.4 oz/ton Ag, 0.037 oz/ton Au, respectively) while the Footwall Zone appears to thin at depth (2.8 m grading 0.7% Cu, 1.3% Pb, 2.5% Zn, 0.9 oz/ton Ag, 0.014 oz/ton Au in Hole 89-35).

FOOTWALL ZONE LOOKING NORTH

HANGING WALL ZONE LOOKING AZ 330°



- 88-4 ● PIERCEMENT POINT - WELL MINERALIZED HOLE
- 89-36 ○ PIERCEMENT POINT - WEAKLY MINERALIZED HOLE
- 89-34 ○ UNMINERALIZED HOLE

88-9 ● CALCULATED GROSS METAL VALUE FROM DRILL CORE ASSAYS

TOTAL VALUE (\$US) x THICKNESS (m)
 USING METAL PRICES OF (IN \$US):
 Cu=1.00, Pb=0.35, Zn=0.65, Ag=6.50,
 Au=400.00

800 — CONTOUR OF GROSS METAL VALUE

Figure 26
 ARCHER, CATHRO & ASSOCIATES (1981) LIMITED
GROSS METAL VALUES
VERTICAL LONGITUDINAL SECTION
 MARG PROPERTY, YUKON
 NDU RESOURCES LTD./CAMECO

Hole 89-36, which was drilled 250 m west of the main mineralized area, intersected several massive sulphide horizons. The uppermost appears to correlate with the Hanging Wall Zone but the two thickest (7.1 m grading 1.2% Cu, 2.4% Pb, 4.4% Zn, 1.9 oz/ton Ag, 0.060 oz/ton Au and 11.4 m grading 1.5% Cu, 2.3% Pb, 4.2% Zn, 2.0 oz/ton Ag, 0.040 oz/ton Au) are not directly correlative

with any of the better explored horizons to the east. These intersections have unusually high gold contents (0.060 and 0.040 oz/ton, respectively versus an average of 0.030 oz/ton in the main area of mineralization) and are distinguished by a predominance of iron-carbonate gangue and a somewhat coarser grain size than is usual. Hole 89-38, drilled 150 m down dip from 89-36, cut a thick section of highly altered, carbonate-rich quartz-eye sericite phyllite containing disseminated sulphides. These rocks resemble the "Mill Rock" facies of Archean VMS deposits and may possibly reflect flooding by phreatomagmatic eruption products in a vent proximal environment.

Further west, widely spaced 1988 drill holes and bulldozer trenches trace a 30 cm to 2.5 m thick sulphide horizon for a 400 m strike length. Hole 89-37 was drilled to trace the down dip extent of this horizon and intersected three thin massive sulphide horizons 100 m deeper than previously intersected (Figure 21). This horizon may be an extension of the Footwall Zone but, if so, it has been displaced to the north either by a fault or fold. All of the holes west of Hole 89-36 appear to have been collared too far north to have tested the Hanging Wall Zone.

A summary of significant drill intersections is given on Table II following.

TABLE II
SIGNIFICANT DIAMOND DRILL HOLE INTERSECTIONS*

Hole	Interval (m)	Thickness (m)	Cu (%)	Pb (%)	Zn (%)	Ag (oz/t)	Au (oz/t)
88-1	25.0 - 25.5	0.5	0.8	0.7	2.0	0.5	0.004
	29.0 - 34.1	5.1	0.7	0.5	1.5	0.3	<0.003
88-2	18.9 - 25.1	6.2**	0.3	5.8	<0.1	9.3	0.050
	28.2 - 32.6	4.4	4.0	1.7	3.4	1.7	0.029
	37.2 - 38.7	1.5	3.5	1.2	1.4	0.5	0.010
88-3	28.3 - 29.4	1.1	5.4	3.1	6.7	3.0	0.010
	35.1 - 35.7	0.6	1.1	1.7	3.5	1.2	0.040
	40.2 - 41.7	1.5	1.3	1.8	3.8	1.5	0.024
	45.4 - 46.8	1.4	1.1	1.0	2.1	0.9	0.008
88-4	65.2 - 68.3	3.1**	0.1	6.2	<0.1	2.8	0.027
88-5	64.1 - 74.8	10.7	3.3	3.7	6.6	2.1	0.030
88-9	32.6 - 35.7	3.1	2.3	4.6	2.9	2.4	0.028
88-10	62.6 - 68.6	6.0	2.9	3.3	5.8	1.8	0.048
	123.3 - 133.6	10.3	1.3	2.5	4.5	1.9	0.047
88-11	82.2 - 87.8	5.6	2.2	3.1	5.9	1.2	0.027
	150.0 - 152.9	2.9	1.5	3.2	5.6	2.5	0.050
88-12	65.0 - 68.7	3.7	3.1	4.8	9.2	3.2	0.053
	73.9 - 79.8	5.9	2.0	3.3	5.9	3.1	0.042
88-13	66.8 - 68.8	2.0	1.7	1.3	2.5	1.1	0.003
	82.3 - 94.0	11.7	1.4	2.5	4.5	2.3	0.031
88-15	58.8 - 61.2	2.4	1.7	2.7	5.2	2.2	0.032
	39.5 - 41.2	1.7	3.4	2.5	4.6	2.4	0.033
88-16	104.0 - 114.9	10.9	2.5	2.5	5.3	1.8	0.022
88-17	108.0 - 111.9	3.9	2.2	3.0	6.1	1.8	0.024
	116.9 - 118.3	1.4	2.3	1.4	3.7	0.9	0.016
88-18	114.3 - 120.7	6.4	1.2	1.2	2.8	0.7	0.010
88-19	203.7 - 214.9	11.2	2.6	2.7	6.3	1.9	0.022
	261.9 - 262.4	0.5	1.6	2.0	4.0	2.1	0.012
88-20	187.2 - 189.3	2.1	1.7	1.9	4.0	1.9	0.034
	221.3 - 223.5	2.2	1.3	2.1	4.0	1.6	0.018
	226.7 - 229.2	2.5	0.9	1.8	3.2	1.4	0.014
	231.7 - 233.4	1.7	1.1	1.8	3.4	1.6	0.022

* Not always the same assay intervals shown on Figures 13 to 25.

** Oxidized surface mineralization leached of most copper and zinc.

TABLE II (cont'd)

<u>Hole</u>	<u>Interval</u> (m)	<u>Thickness</u> (m)	<u>Cu</u> (%)	<u>Pb</u> (%)	<u>Zn</u> (%)	<u>Ag</u> (oz/t)	<u>Au</u> (oz/t)
88-21	156.6 - 158.2	1.6	1.2	1.5	2.7	1.3	0.013
	161.4 - 164.8	3.4	2.6	2.5	5.3	2.1	0.034
	171.7 - 174.2	2.5	1.5	2.1	4.1	1.8	0.022
	182.4 - 187.5	5.1	1.5	2.3	4.8	2.0	0.031
88-22	107.7 - 111.3	3.6	2.0	2.9	5.6	2.0	0.026
88-23	209.2 - 215.1	5.9	1.9	3.0	6.5	2.2	0.028
	263.8 - 269.1	5.3	1.2	2.0	4.2	1.9	0.038
88-25	181.5 - 187.5	6.0	2.0	1.2	3.4	1.5	0.023
	208.9 - 209.7	0.8	0.9	1.8	3.4	1.2	0.014
	221.0 - 222.0	1.0	1.5	1.9	4.1	1.7	0.020
	225.0 - 225.3	0.3	0.9	1.7	3.6	1.2	0.014
88-26	63.0 - 63.3	0.3	1.1	2.7	6.4	1.7	0.014
88-28	156.9 - 160.0	3.1	1.4	1.8	3.5	1.5	0.015
88-30A	188.6 - 192.2	3.6	1.1	2.9	5.2	1.7	0.027
	229.7 - 231.4	1.7	0.9	1.5	2.7	1.2	0.017
	234.7 - 239.6	4.9	0.6	1.0	1.8	0.8	0.010
	243.3 - 245.1	1.8	1.3	2.0	3.9	1.4	0.021
	264.1 - 264.6	0.5	0.9	2.0	3.8	1.3	0.012
	270.1 - 273.3	3.2	0.9	1.2	2.2	1.1	0.013
88-31	74.6 - 76.2	1.6	0.6	2.8	5.3	1.5	0.046
88-33	222.5 - 227.2	4.7	1.6	2.2	4.3	1.4	0.016
89-34	320.2 - 323.6	3.4	1.3	2.2	4.0	1.4	0.017
89-35	292.5 - 297.2	4.7	1.5	2.9	5.4	1.4	0.037
	334.9 - 336.0	1.1	2.2	1.5	3.2	1.3	0.014
	362.2 - 365.0	2.8	0.7	1.3	2.5	0.9	0.014
89-36	139.5 - 141.4	1.9	1.5	3.7	4.7	2.6	0.060
	148.5 - 149.4	0.9	2.2	5.3	9.6	3.7	0.072
	170.1 - 177.2	7.1	1.2	2.4	4.4	1.9	0.060
	188.9 - 200.3	11.4	1.5	2.3	4.2	2.0	0.040
89-37	174.0 - 176.1	2.1	0.7	1.1	2.5	0.7	0.006
	203.1 - 205.7	2.6	0.3	0.8	2.4	0.6	0.010
89-38	362.2 - 362.8	0.6	0.4	1.6	3.2	0.8	0.002

MINERAL RESERVES

An update of the 1988 mineral reserve estimate was carried out by J.P. Franzen, P.Eng. as an independent evaluation of results of the 1989 drill program. This report, dated October 16, 1989, is included as Appendix C. The mineral reserve area measures 470 m along strike and up to 500 m down dip from surface. All drill sections are at 70 m intervals with the exception of the most westerly section (2180E) which is 190 m from the next nearest section line (2370E). Two categories of mineral reserves were considered: Drill Indicated (projected in the plane of the body for 35 m from a drill intersection); and, Inferred (projected 35 to 70 m from an intersection). Assay intervals were weighted for specific gravity to produce an undiluted reserve.

Franzen's calculation of undiluted mineral reserves is summarized below.

<u>Category</u>	<u>Tons</u>	<u>Cu (%)</u>	<u>Pb (%)</u>	<u>Zn (%)</u>	<u>Ag (oz/ton)</u>	<u>Au (oz/ton)</u>
Drill Indicated	2,558,120	1.83	2.67	4.99	1.94	0.033
Drill Inferred	<u>1,278,520</u>	<u>1.59</u>	<u>2.68</u>	<u>5.03</u>	<u>1.88</u>	<u>0.037</u>
Total	3,836,640	1.76	2.68	5.01	1.92	0.034

The 1989 drill program increased reserves in all categories by 66% over the 1988 estimate with intersections from only three of the five holes drilled included in the reserve update. Cross Section 2180E (Hole 89-36) contributed 77.4% of the additional reserve tonnage. Reserve grades for lead, zinc and silver increased by 1 to 3% over 1988 but copper grades are reduced by almost 10%. Gold grade increased by 21%, primarily due to significantly higher gold grades in Section 2180E.

GEOCHEMICAL SURVEY

Lead, copper and zinc results for 1986, 1988 and 1989 sampling are plotted on Figures 27, 28 and 29, respectively. These maps show the position of soil and stream sediment anomalies outlined in 1986 and other small soil anomalies revealed by results of the 1989 sampling. Sample numbers are plotted on Figure 30.

The results demonstrate that the relationship between mineralization and soil geochemical anomalies is weak and inconsistent. The main portion of the deposit, which was discovered by drilling the uphill end of a strong lead anomaly, produces no anomalous copper or zinc response in soil. The lead anomalies trend southwest, oblique to the strike of the deposit. The strong stream sediment anomaly below the campsite is probably derived from the westerly extension of this zone.

The problems in interpreting geochemical anomalies are partly due to geomorphological complications. The deposit subcrops beneath a glaciofluvial terrace that is interpreted as a lateral moraine or kame terrace deposited during the latest valley glaciation. The southwest trend of the top of the lead anomaly associated with the main part of the deposit follows the contour of the hillside and could have resulted from glacial transport or by alluvial dispersion by an ice-marginal stream flowing over surface exposures of the mineralization. The part of the property lying above the terrace is less well glaciated and covered with a much thinner veneer of glacial drift while lower hillsides are mantled both with thick drift and a heavy vegetation cover.

The strong, poorly defined soil geochemical anomalies at the west end of the drill grid in the vicinity of the airstrip appear to be related to a gabbro intrusion in the ridge above the anomaly or perhaps to a stratiform sulphide body buried beneath frozen rubble downslope of the cliff-forming gabbro

intrusion. Several chalcopyrite-bearing float samples were found within the area of gabbro outcrop.

Three bulldozer trenches were excavated across the western lead soil anomaly (Figure 27). Trench 89-A is located next to small hand trenches that were dug during previous exploration. A limonitic, carbonate quartz chlorite phyllite horizon exposed by the bulldozer trenching returned anomalous values of lead, zinc and copper, probably related to thin, oxidized sulphide horizons. The second anomaly tested by Trench 89-B was traced to a layer of "ferricrete" precipitate at the contact between glaciofluvial overburden and a more clay-rich residual soil horizon. Ground water transport was probably more preferential along this horizon and the anomaly appears to be related to upwelling ground water at a break in slope. Trench 89-C was excavated across a third anomalous area between the two other trenches. This trench did not completely reach bedrock but bulk soil samples taken from the upper portion of the trench were highly anomalous for base metals. Trench plans and sections are located in Appendix G and Geochemical Certificates for the trench samples are located in Appendix E.

The source area of the strong multi-element geochemical response was not uncovered by bulldozer trenching in 1989. The trenches should be extended further upslope, if possible, to achieve this objective.

GEOPHYSICAL SURVEY

A Pulse EM survey was carried out along three lines (1820E, 2040E, 2100E) on the Marg grid in order to clarify some problem areas from the 1988 survey. The work was conducted by Delta Geoscience Ltd. and employed an in-line configuration with a receiver-transmitter spacing of 80 m and readings recorded every 20 m. The equipment consisted of a standard analogue eight channel receiver and a 500 watt transmitter coupled to a 10 m diameter transmitting loop. The survey required two Delta Geoscience geophysicists with assistance by two Archer, Cathro personnel. The PEM profiles from these lines are located in Appendix H.

The 1988-89 PEM survey identified five major bedrock conductors (Figure 31). Conductor A is definitely related to the near surface Hanging Wall sulphide zone and Conductor B appears to be related to the western extension of the Footwall sulphide horizon. Conductors C, D and E have a strong correlation with the contact between the quartz graphite phyllite and the quartzite units and may represent a graphite-rich bed or sheared zone. There does not seem to be any distinctive feature that can be used to differentiate conductors representing sulphide bodies from those that are merely graphitic horizons. Consequently, the usefulness of PEM or other geophysical techniques has not yet been determined for the Marg Deposit.

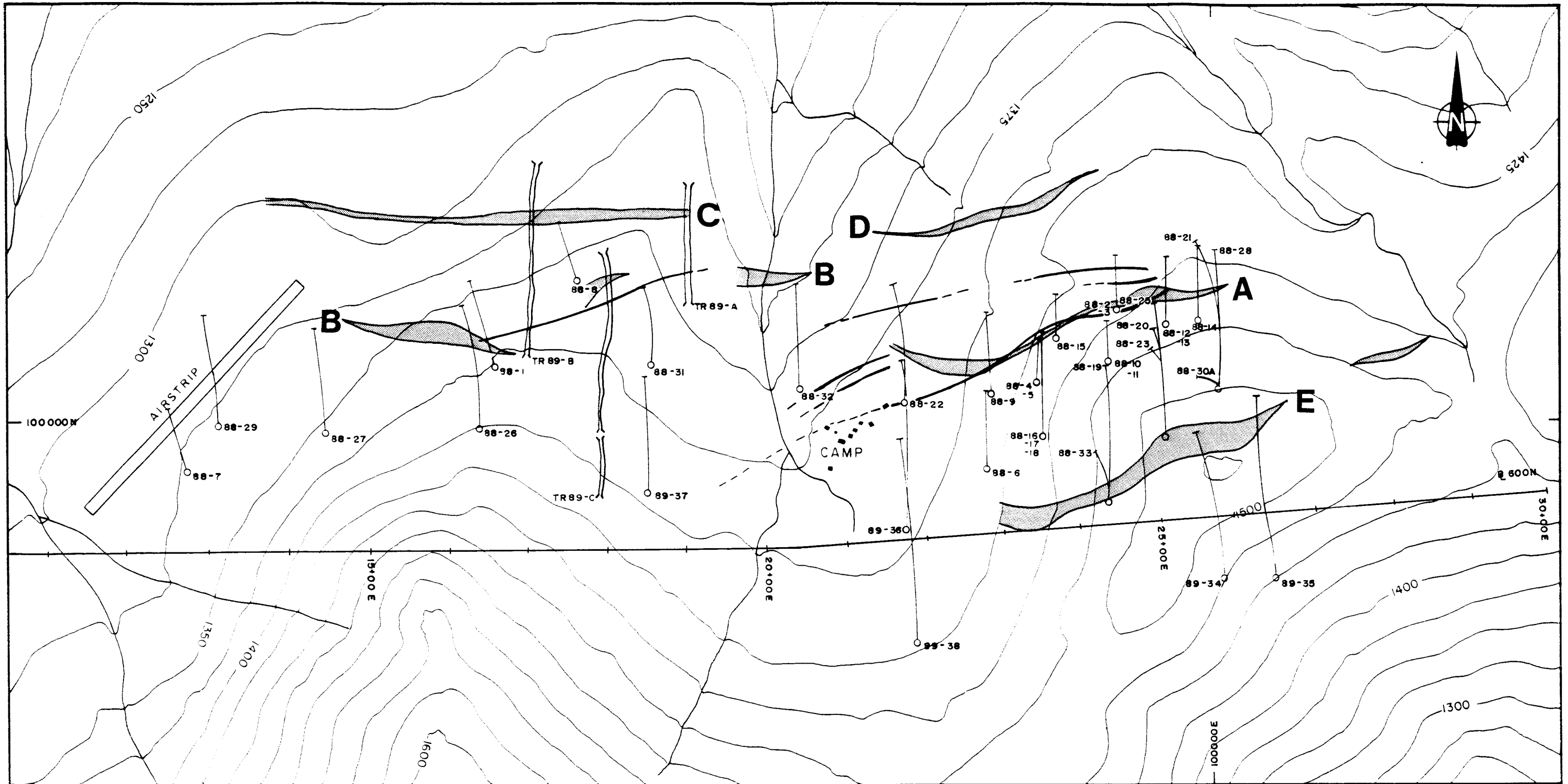


Figure 31





ARCHER, CATHRO & ASSOCIATES (1981) LIMITED

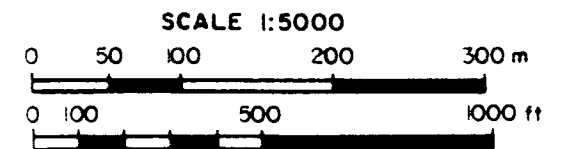
PEM COMPILATION MAP

MARG PROPERTY

NDU RESOURCES LTD. / CAMECO

LEGEND

-  Diamond Drill Hole
-  Bulldozer Trench
-  Projected Surface Trace of Mineralization
-  Trace of PEM Conductor Axis (see text for description)



To accompany report dated December, 1989

ENVIRONMENTAL SURVEY

A Norecol Environmental Consultants Ltd. crew visited the property on July 23 to continue baseline environmental monitoring started in 1988. Six water quality samples were taken, four from 1988 sites and two from new sites. A brief report by Bruce Ott dated September 13, 1989 is included as Appendix I.

The July, 1989 water quality tests showed higher concentrations of iron, manganese and zinc than the 1988 survey. A sample taken from just below the gossan in Cansup Creek returned a zinc content 800% higher than the Canadian Council of Resource and Environment Ministers' upper limit guideline for the protection of aquatic life. Rainfall in 1989 was significantly lower than in 1988 so these results tend to confirm that flushing of heavy metals into Cansup Creek may undergo seasonal fluctuations with a higher groundwater contribution during low rainfall periods. The 1988 survey may more accurately represent true background metal levels of the creeks in the Marg area since 1989 was a record dry summer in central Yukon.

JANE ZONE

In 1988, 91 soil, stream sediment and rock samples were taken from the cirque at the head of Jane Creek and cirques to the east and west. This sampling was undertaken to follow up a 1965 GSC Operation Keno geochemical anomaly in Jane Creek.

A brief prospecting traverse in 1988 located small fragments of strongly oxidized, sulphide-bearing rock in coarse talus below a steep slope at the head of Jane Creek. The best assay was 0.29% Cu, 4.34% Pb, 5.14% Zn, 1.12 oz/ton Ag, 0.008 oz/ton Au and >1.0% As. Another specimen containing low values in the other metals assayed 1.64% Cu. These specimens closely resemble the original oxidized Marg float both in appearance and metal ratios, which suggests a volcanogenic massive sulphide origin. Further exploration was not carried out due to the lateness of the season and pressures to accelerate the Marg drill program. The 1989 detailed mapping, geochemical sampling and geophysical surveys were undertaken to further define the source areas of the float and the geochemical anomaly.

DETAILED GEOLOGY

The Jane Zone stratigraphy is similar to that of the Marg Zone although the two areas are separated by a regionally extensive thrust fault. The Jane Zone is underlain by a thick sequence of quartz graphite phyllites and is located near the contact with a thin unit of quartz-eye quartz sericite phyllite (Figure 32). Greenstone intrusions are more abundant in the Jane than Marg resulting in numerous steep sided cirques and greater exposure of some of the recessive units.

Several of the lithologies in the Jane area have varieties not previously seen in the Marg Zone. For example, the carbonate quartz chlorite phyllite unit has a predominantly vein-like appearance and the thinner members (<1 m) contain up to 5% fine-grained pyrrhotite. The greenstones which intrude quartzites and quartz sericite phyllites have felsic margins, indicating that they may have assimilated some of the wallrocks.

Figure 32 shows the detailed geology of the Jane Zone, as well as the location of the grid baseline and the trace of the PEM conductor axis. Jane Zone float mineralization appears to be derived from the western slope of the Jane cirque but no sulphide horizons are exposed, probably because of thick scree cover. Abundant ferricrete rubble occurs at the base of the western slope and lesser amounts of ferricrete are found up to elevations of 5500' (1680 m). The ferricrete is spatially related to the thin quartz-eye quartz sericite phyllite member.

GEOCHEMICAL SURVEY

Twenty-three km of grid were cut and sampled during June and July of 1989 and a total of 534 soil samples and 37 rock samples were taken during the sampling program. Lead, copper and zinc values are plotted on Figures 33, 34 and 35, respectively. Sample locations are plotted on Figure 36. Additional elements are given on the Geochemical Certificates in Appendix J. Grid sampling was complicated by a cliff-forming gabbro outcrop which cut off the southern extensions of lines 6+00E through 9+50E. Fill-in samples were taken from accessible parts of the western cirque wall.

A 600 m long, 50 to 100 m wide lead soil geochemical anomaly (Figure 33) extends downslope from an area of pyrrhotite-bearing carbonate quartz chlorite veins associated with the quartz-eye quartz sericite phyllite unit about 400 m west of the mineralized float localities (Figure 32). Ferricrete is abundant within the anomalous area and much of the downslope dispersion may be due to hydromorphic transport. The strongest parts of the copper and zinc anomalies have a similar distribution while moderately anomalous values are more widespread than those for lead (Figures 34 and 35). Additional copper and zinc anomalies are located on the east and west sides of the cirque near a contact between quartz sericite phyllite and gabbro. Because of the steep terrain, the multi-element grid soil geochemical anomaly is not closed off at the southern, uphill edge. Contour and close-spaced reconnaissance sampling is required in conjunction with prospecting and detailed geological mapping to identify drill targets on the Jane Zone.

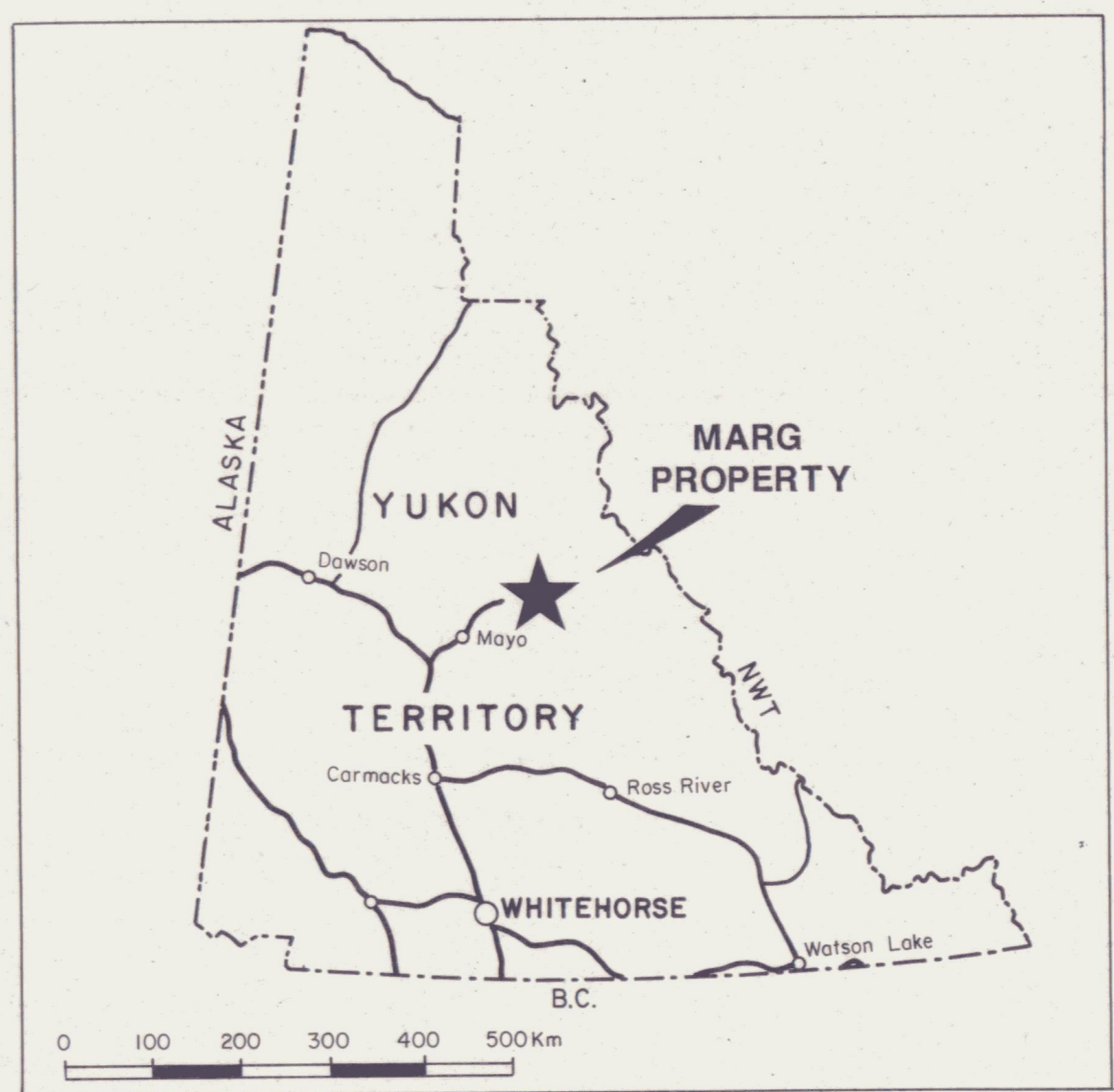
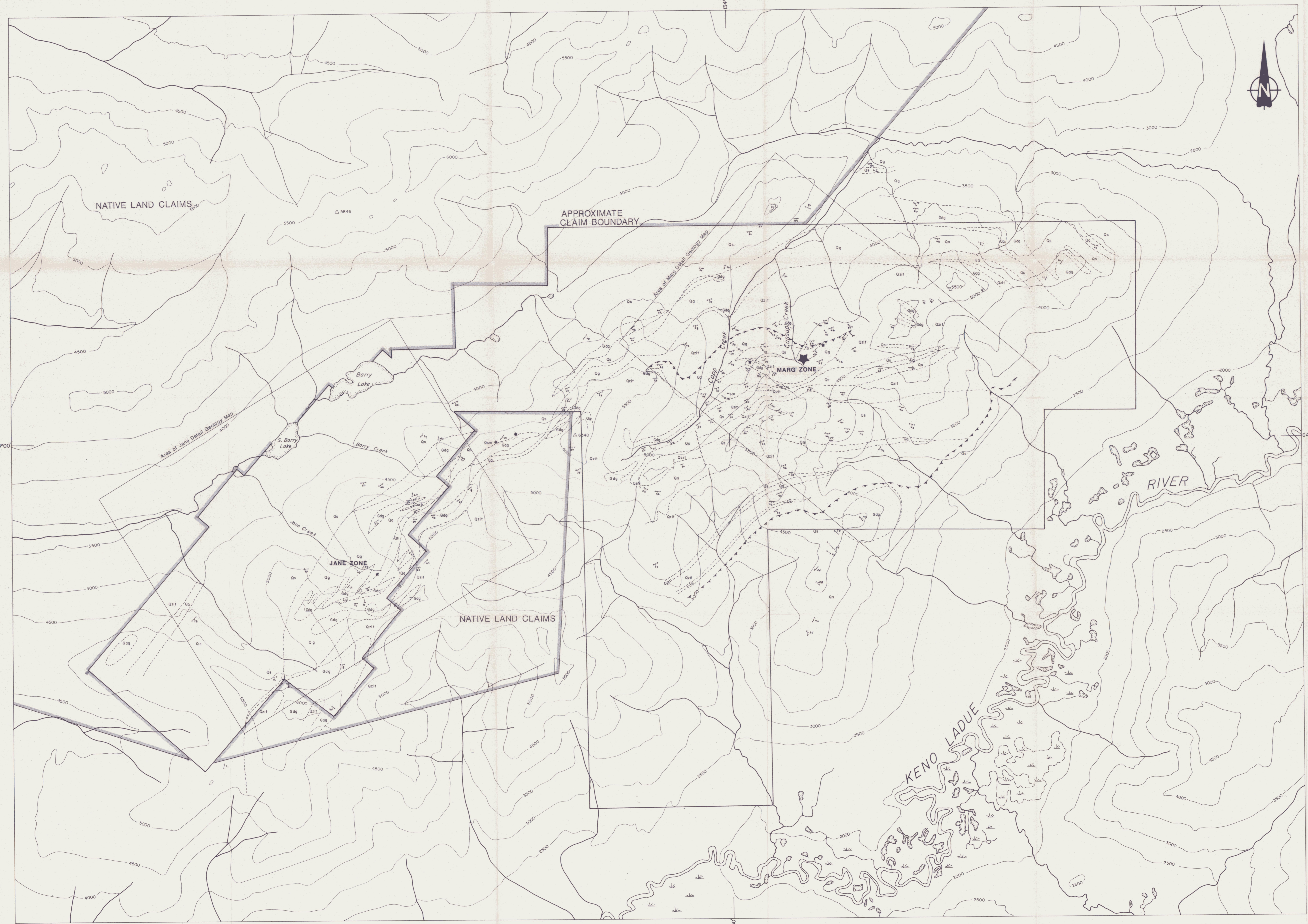
GEOPHYSICAL SURVEY

VLF-EM, Pulse EM and magnetometer geophysical surveys were conducted over the 23 line-km Jane grid by Delta Geoscience, taking nineteen days to complete. The Pulse EM survey employed the same methods as previously described for the Marg Zone. VLF/magnetics were done simultaneously with the Scintrex system using the NAA 24.0 kHz transmitting station for the VLF readings. Both In-Phase and Tilt-Angle VLF profiles were produced. Total field strength magnetic readings were taken every 10 m and an EDA Omni-4 base station magnetometer was used to correct any diurnal change of magnetic field. The two VLF profiles, a magnetic profile and a composite PEM profile are included in Appendix H.

The magnetic profiles show very little contrast, while the VLF and PEM profiles outline nearly identical conductors. The trace of the PEM conductor axes are shown on Figure 31. At this point it is uncertain whether the conductors are a massive sulphide-bearing horizon or whether they are a reflection of some contact or fault. Due to the rugged topography of the west wall of the Jane cirque, the geophysical surveys could not be conducted over the probable source area of the anomalous geochemical response.

BIBLIOGRAPHY

- Gordey, S.P., in press: Evolution of the northern Cordilleran miogeosyncline, Nahanni map area (105I), Yukon Territory and District of Mackenzie; Geological Survey of Canada, Current Research, Paper 90-1A.
- Mortensen, J.K. and Thompson, R.I., 1989: A U-Pb zircon-baddelyite age for a differentiated mafic sill in the Ogilvie Mountains, west-central Yukon; in Radiogenic Age and Isotopic Studies: Report 3, Geol. Surv. Can., Paper 89-2.
- Tempelman-Kluit, D.J., 1970: Stratigraphy and structure of the "Keno Hill Quartzite" in Tombstone River-Upper Klondike River map areas, Yukon Territory (116B/7,B/8); Geol. Surv. Can., Bull. 180, 102 p.
- Turner, R.J.W. and Abbott, J.G., in press: Marg volcanogenic sulphide deposit (106D/1): Regional setting, structure and zonation of sulphide body and associated altered rocks; Geol. Surv. Can., Current Research, Paper 90-1A.



LEGEND

- TRIASSIC(?)**
- Gdg Greenstone - sills of diorite and gabbro and their altered equivalents
- MISSISSIPPIAN (and older?)**
- Qz1t Quartzite - massive, medium grey quartzite with thin black phyllite interbeds
 - Qg Quartz Graphite Phyllite - black phyllite with up to 50% pinstripe quartz, 2-10% pyrite
 - Qs Quartz Sericite Phyllite - variably carbonate altered, commonly with up to 20%, 1-2 mm, blue quartz eyes, variably chloritic; occasional buff and grey marbles (Qsm)
 - Carb Carbonate Quartz Chlorite Phyllite - orange to buff weathering, iron-carbonate rock. Medium grained, generally massive

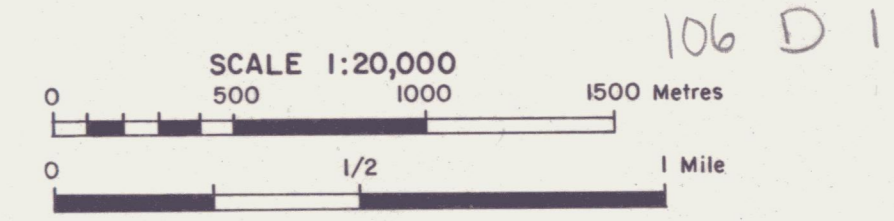
SYMBOLS

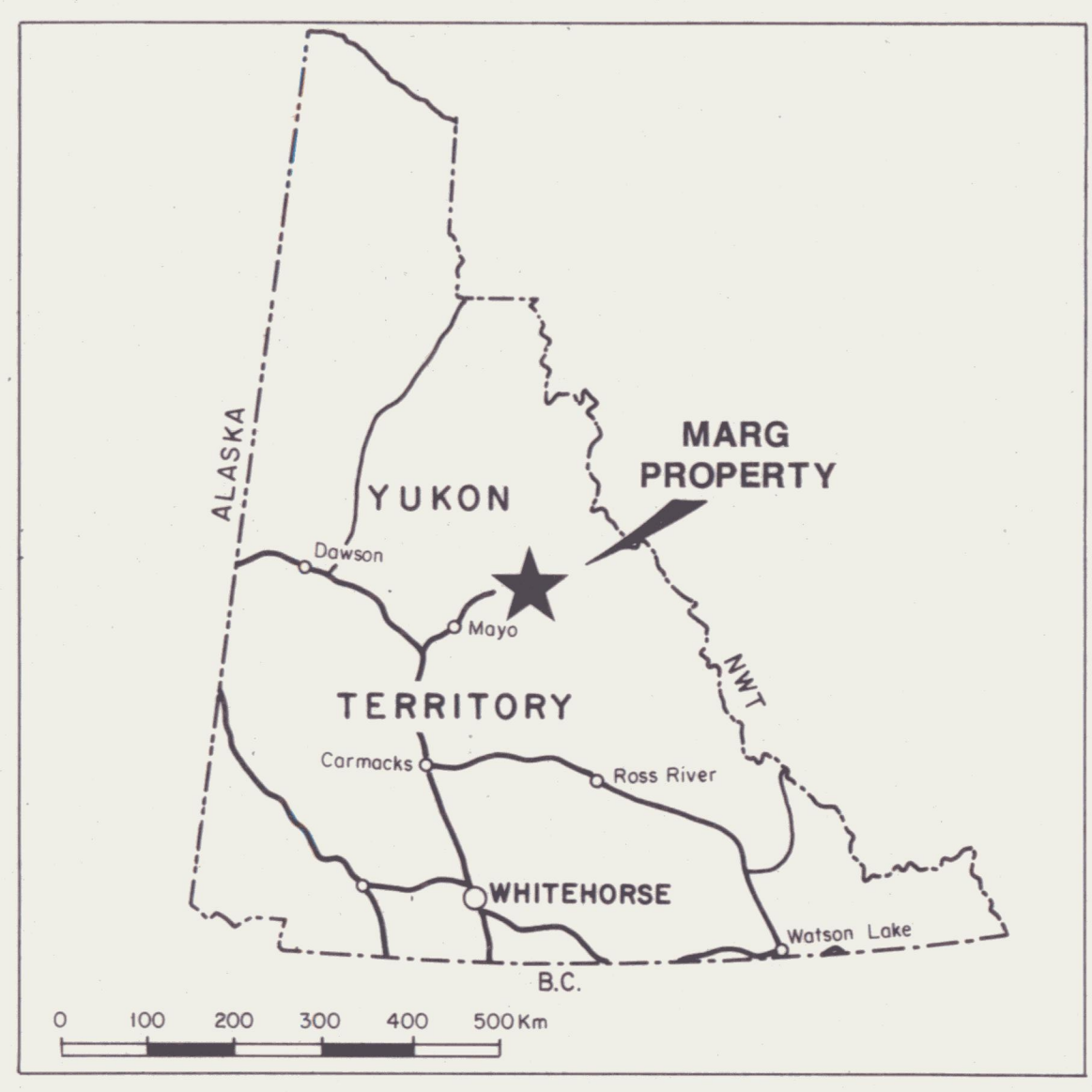

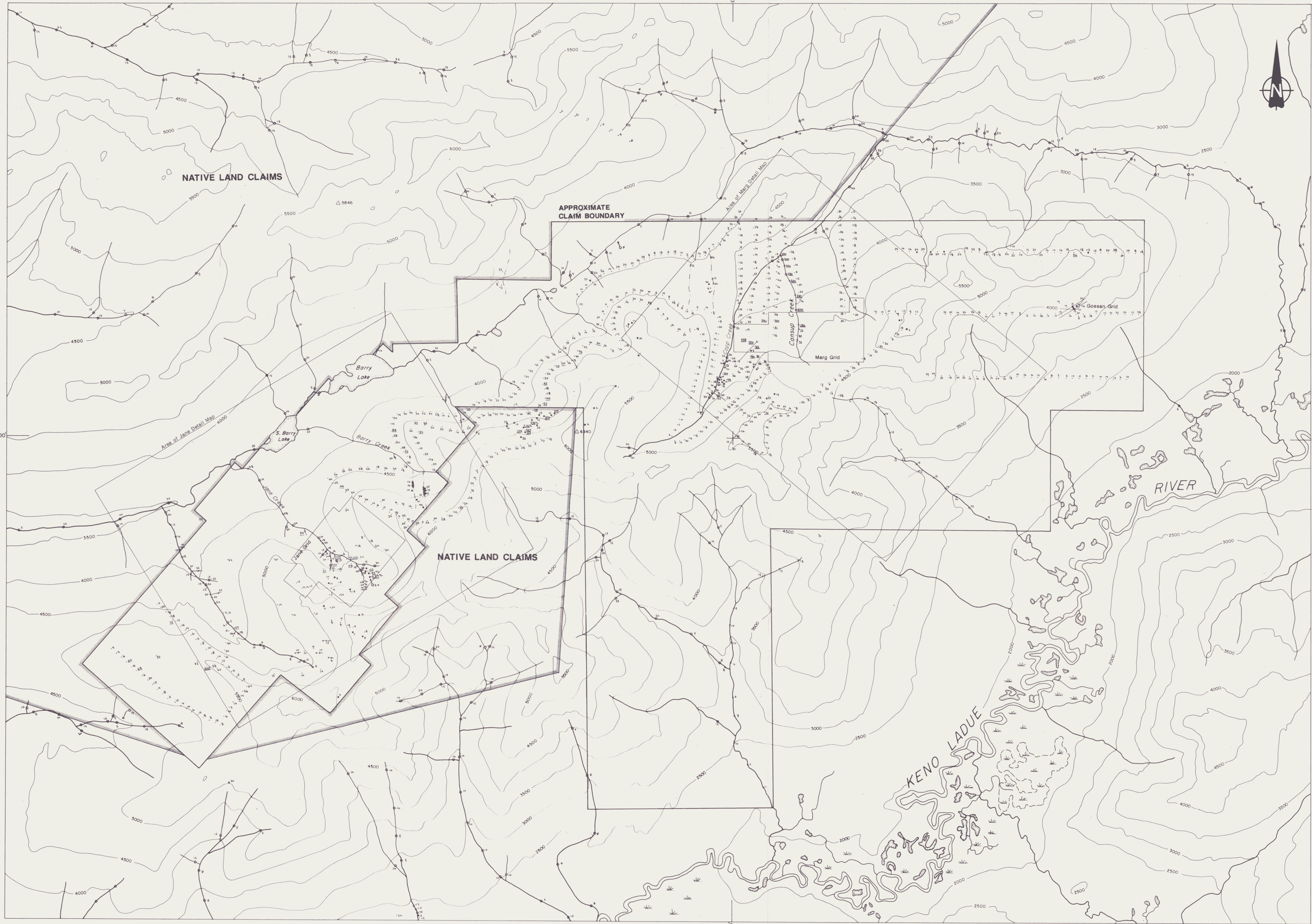
- - - Contact, approximate
- | - Thrust Fault, approximate
- | - Foliation (S1) - with dip
- | - Foliation (S2) - with dip
- | - Bedding (S0) - with dip
- | - Minor Fold - with plunge
- Pyrrhotite Mineralization
- Galena (+ Sphalerite) Mineralization
- Chalcocite + Sphalerite + Galena Mineralization

Figure 5
ARCHER, CATHRO & ASSOCIATES (1981) LIMITED

GEOLOGY

MARG PROPERTY
NDU RESOURCES LTD. / CAMECO





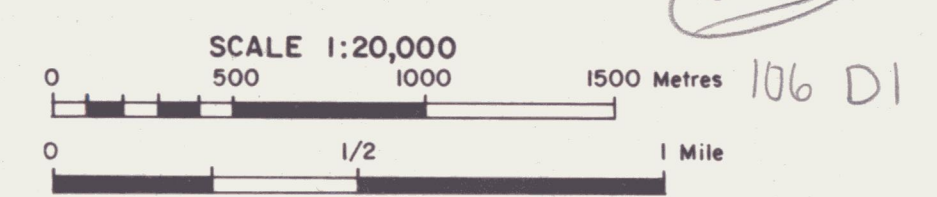
LEGEND

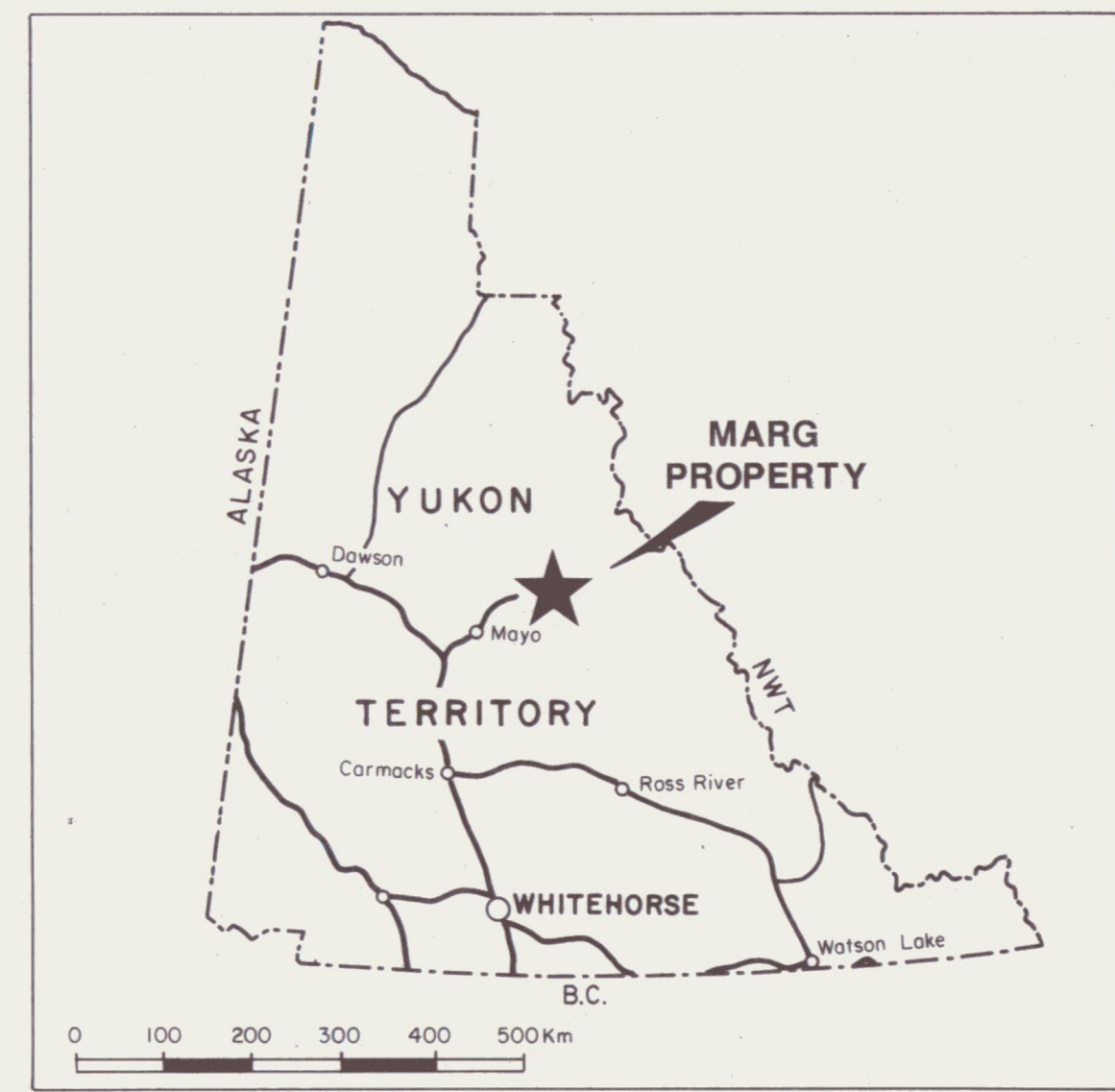
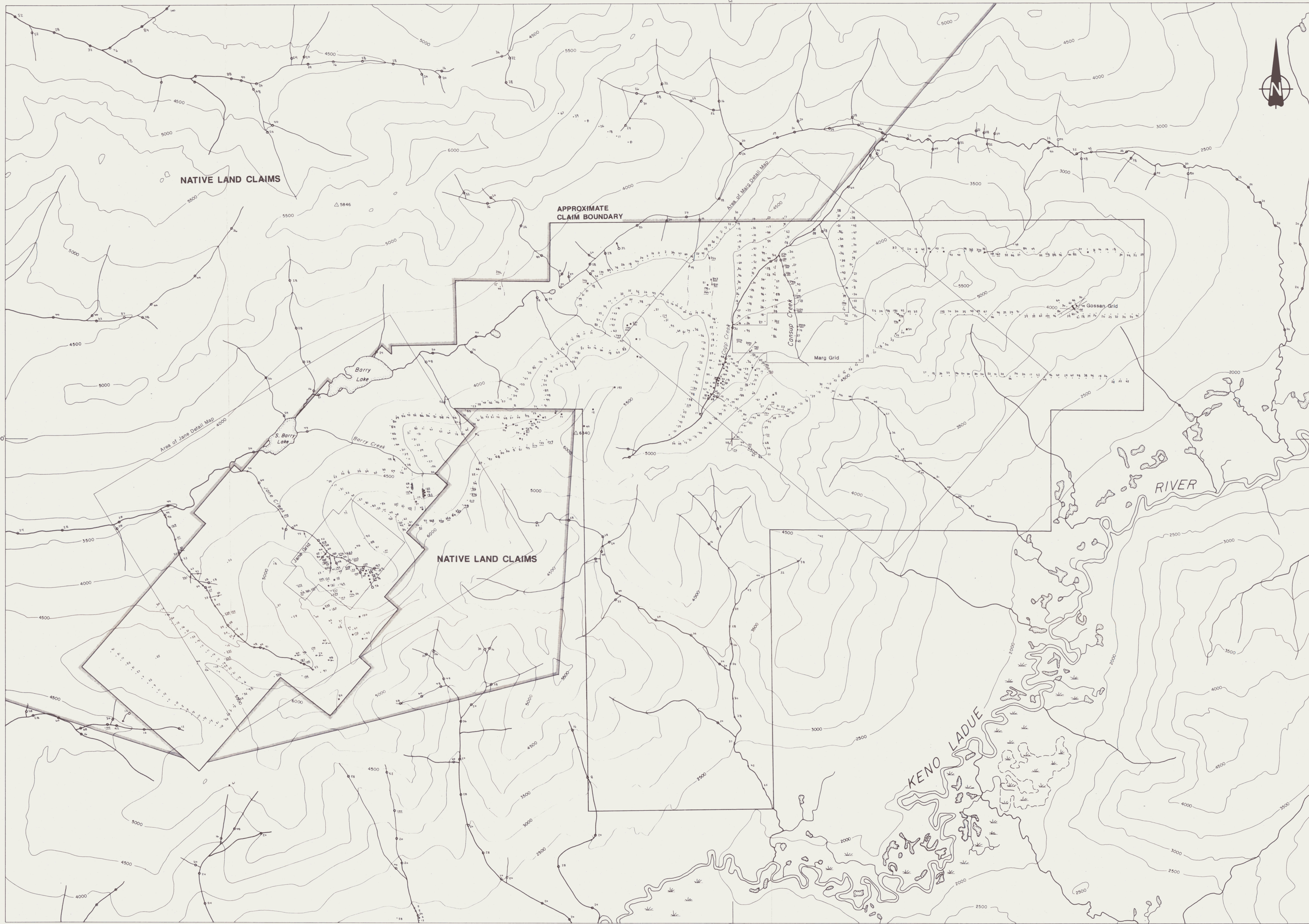
- × Stream sediment sample (1982, 1988, 1989)
- Soil sample (1982, 1988, 1989)
- Rock sample (1982, 1988, 1989)
- GSC stream sediment sample
- ☉ Limonitic spring gossan
- ⊕ Lead Value (ppm)
- ⊕ Anomalous Values (>50 ppm)
- ⊕ Highly Anomalous Values (>500 ppm)

Figure 6
ARCHER, CATHRO & ASSOCIATES (1981) LIMITED

LEAD GEOCHEMISTRY

MARG PROPERTY
NDU RESOURCES LTD. / CAMECO





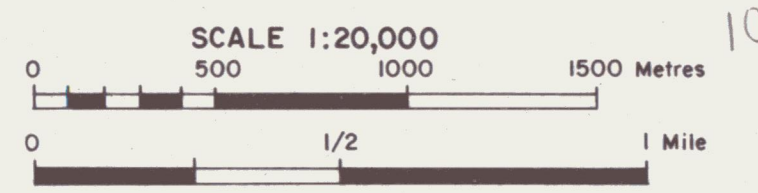
LEGEND

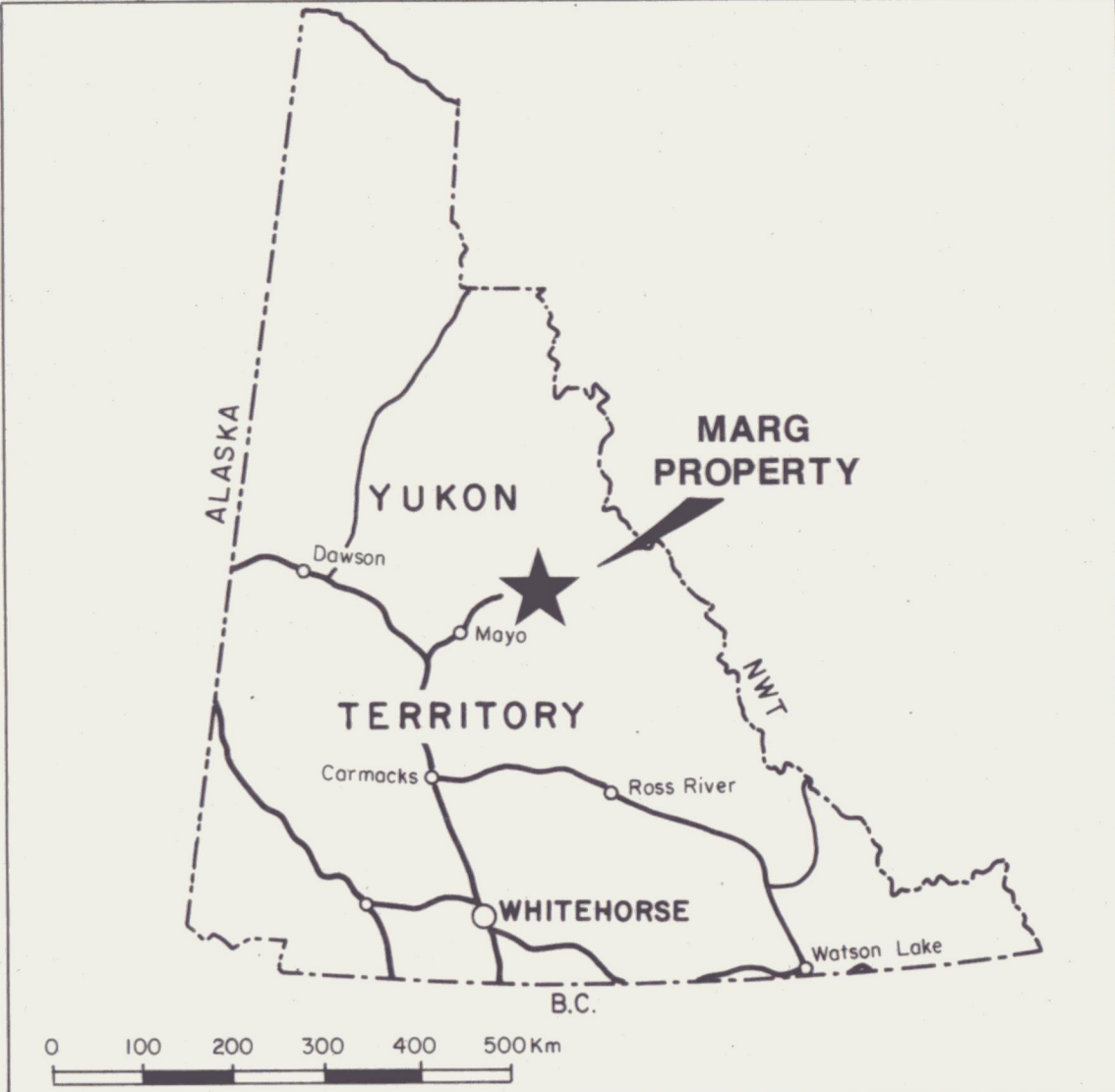
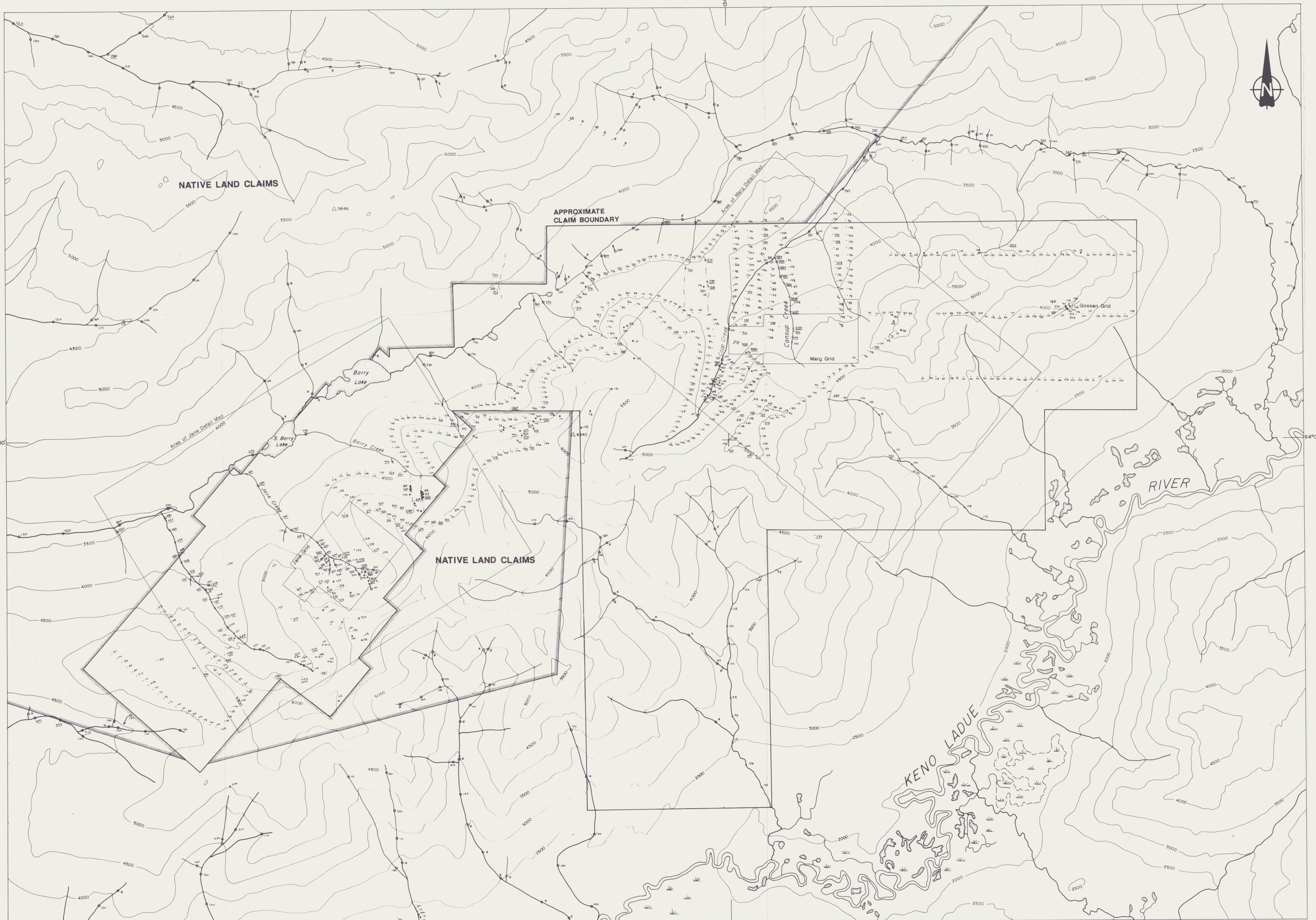
- x Stream sediment sample (1982, 1988, 1989)
- Soil sample (1982, 1988, 1989)
- Rock sample (1982, 1988, 1989)
- o GSC stream sediment sample
- Limonitic spring gossan
- 18 Copper Value (ppm)
- 138 Anomalous Values (>10ppm)
- 188 Highly Anomalous Values (>400 ppm)

Figure 7
ARCHER, CATHRO & ASSOCIATES (1981) LIMITED

COPPER GEOCHEMISTRY

MARG PROPERTY
NDU RESOURCES LTD. / CAMECO





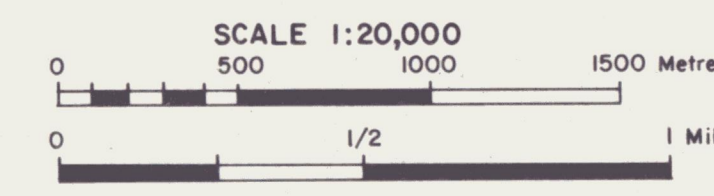
LEGEND

- x Stream sediment sample (1982,1988,1989)
- Soil sample (1982,1988,1989)
- Rock sample (1982,1988,1989)
- o GSC stream sediment sample
- Limonitic spring gossan
- Zinc Value (ppm)
- Anomalous Values (>250ppm)
- Highly Anomalous Values (>1000 ppm)

Figure 8
 ARCHER, CATHRO & ASSOCIATES (1981) LIMITED

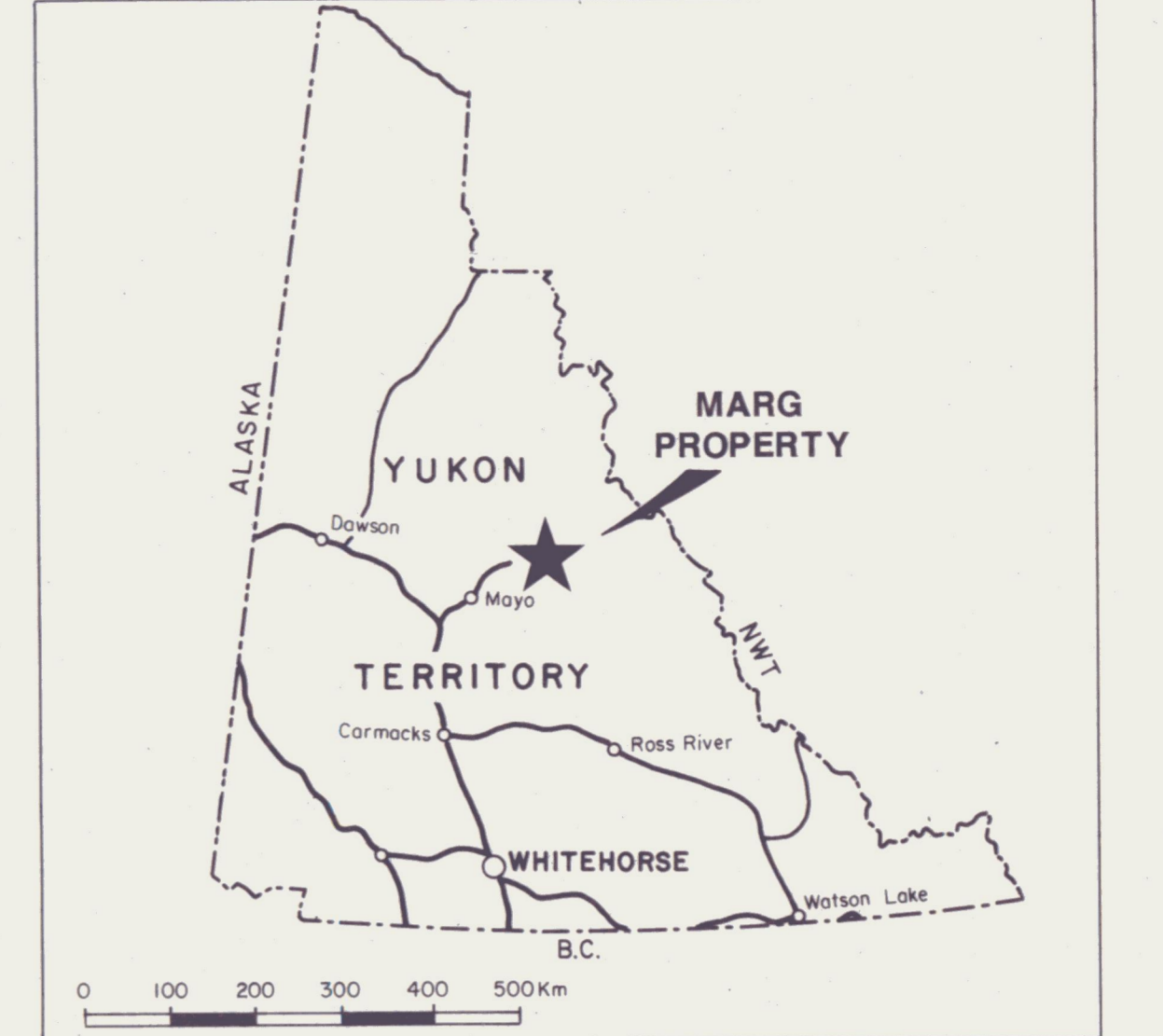
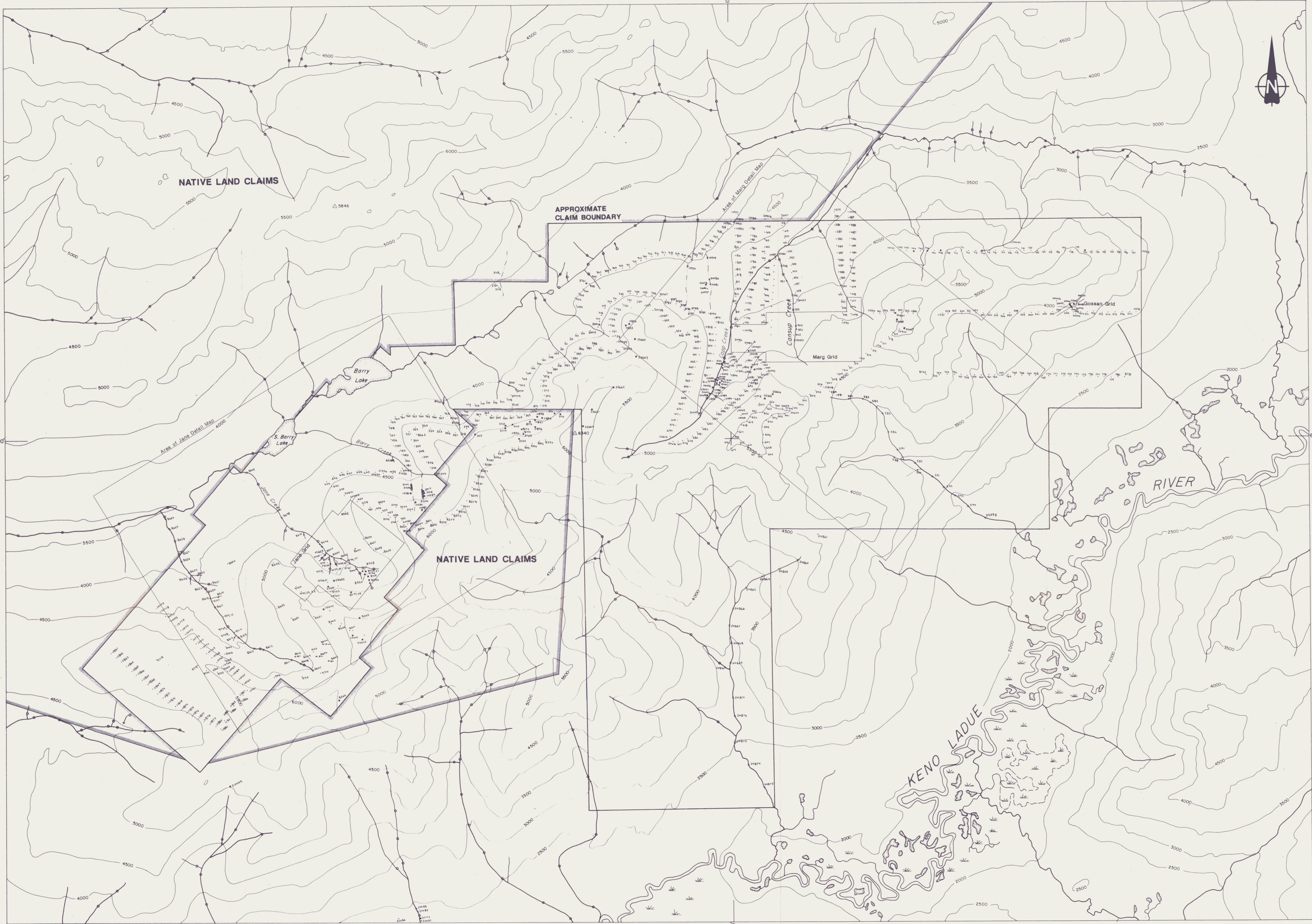
ZINC GEOCHEMISTRY

MARG PROPERTY
 NDU RESOURCES LTD. / CAMECO



276

106 D 1



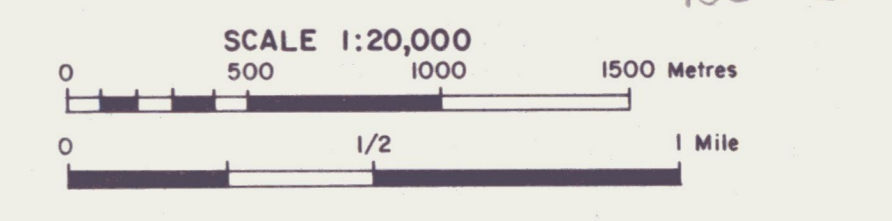
LEGEND

- × Stream sediment sample (1982,1988,1989)
- Soil sample (1982,1988,1989)
- Rock sample (1982,1988,1989)
- GSC stream sediment sample
- ◐ Limonitic spring gossan
- ### Sample Number

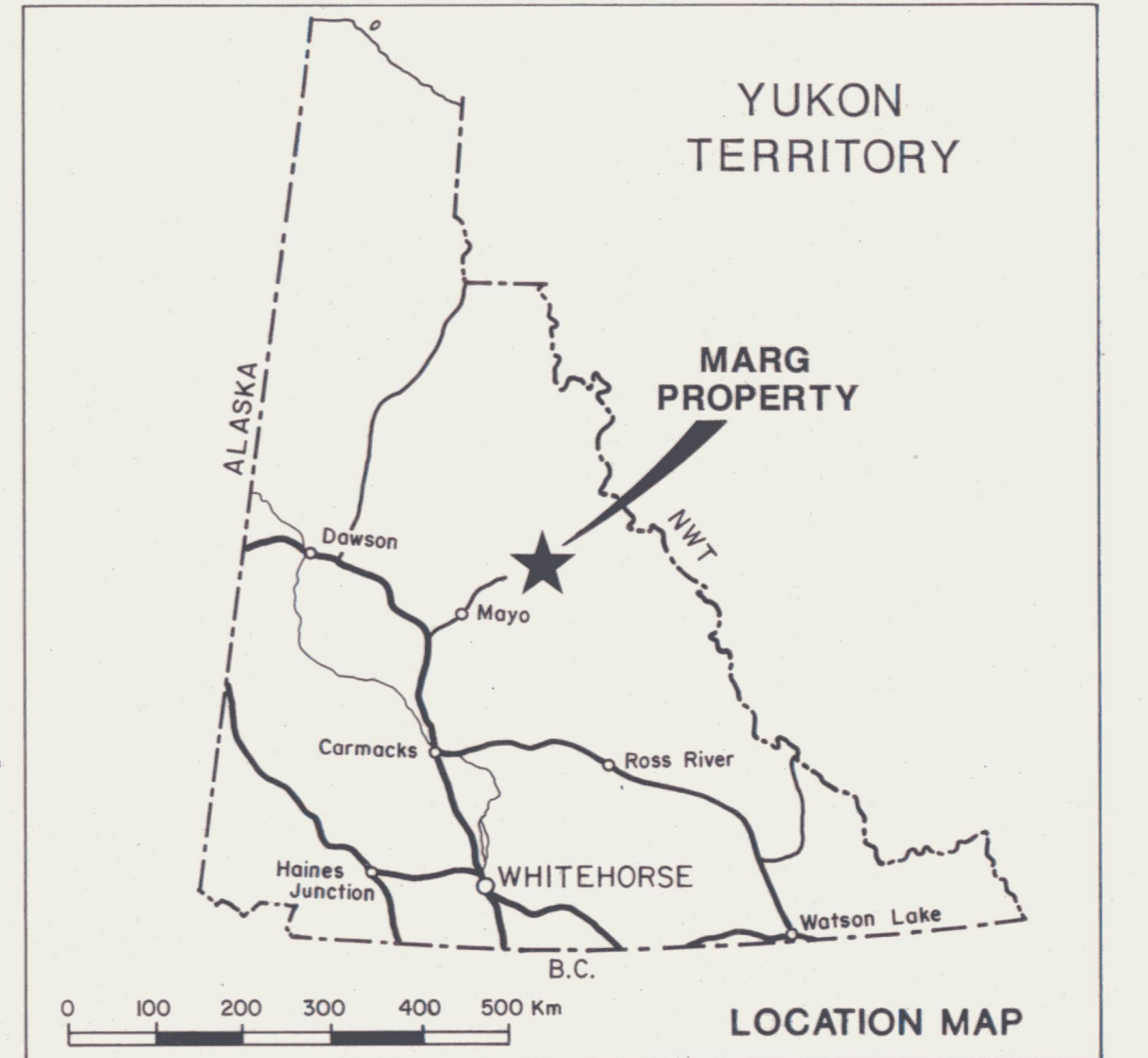
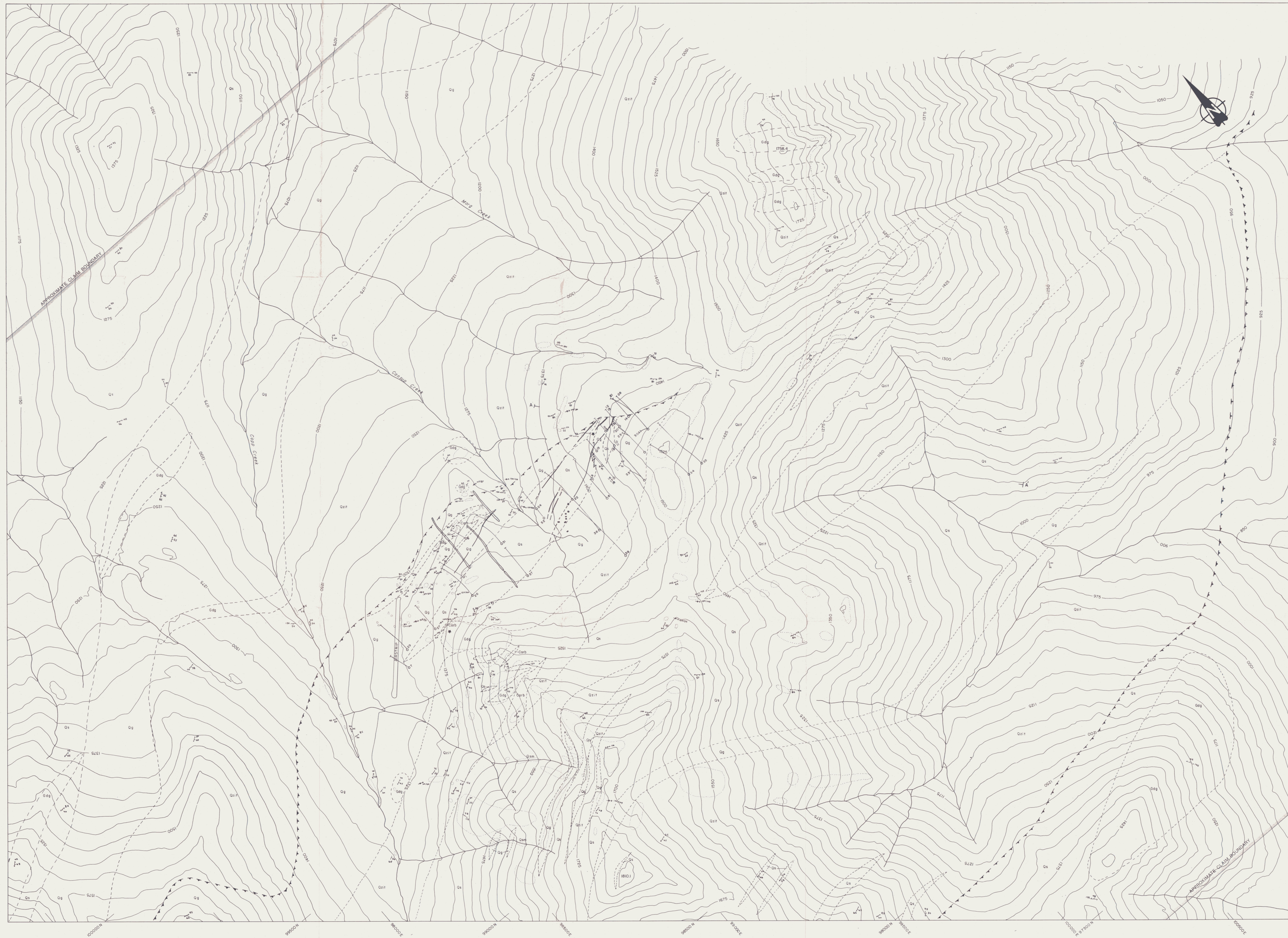
Figure 9
ARCHER, CATRO & ASSOCIATES (1981) LIMITED

SAMPLE LOCATION MAP

MARG PROPERTY
NDU RESOURCES LTD. / GAMECO



277
106 D 1



LEGEND

- TRIASSIC(?)**
- Gdg Greenstone - sills of diorite and gabbro and their altered equivalents
- MISSISSIPPIAN (and older?)**
- Qz1t Quartzite - massive, medium grey quartzite with thin black phyllite interbeds
 - Qg Quartz Graphite Phyllite - black phyllite with up to 60% pinstripe quartz, 2-10% pyrite
 - Qs Quartz Sericite Phyllite - variably carbonate altered, commonly with up to 20%, 1-2 mm, blue quartz eyes, variably chloritic; occasional buff and grey marbles (Qsm)
 - Carb Carbonate Quartz Chlorite Phyllite - orange to buff weathering, iron-carbonate rock. Medium grained, generally massive

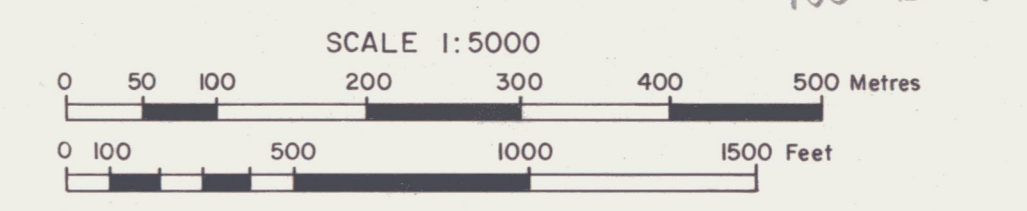
SYMBOLS

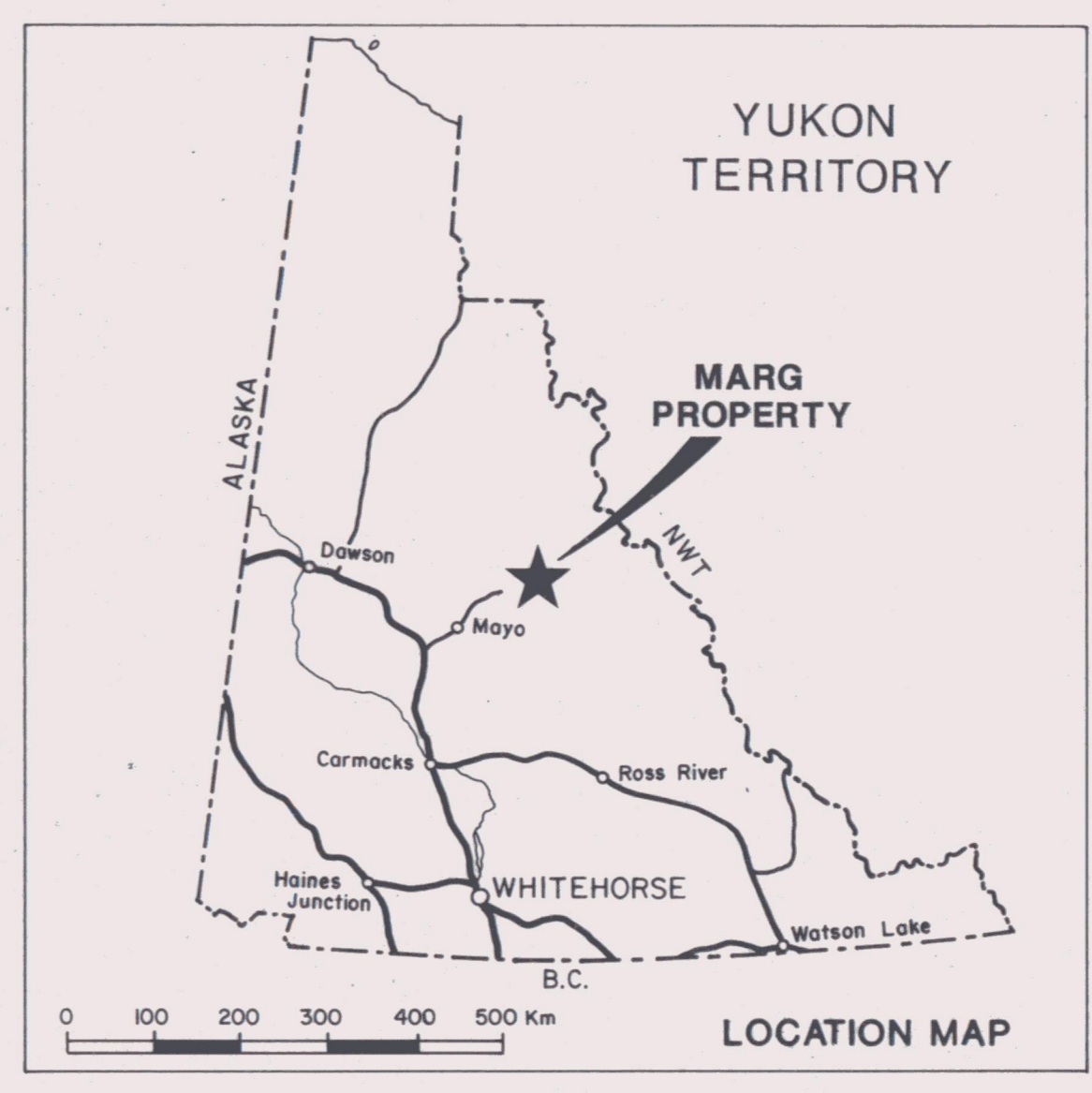
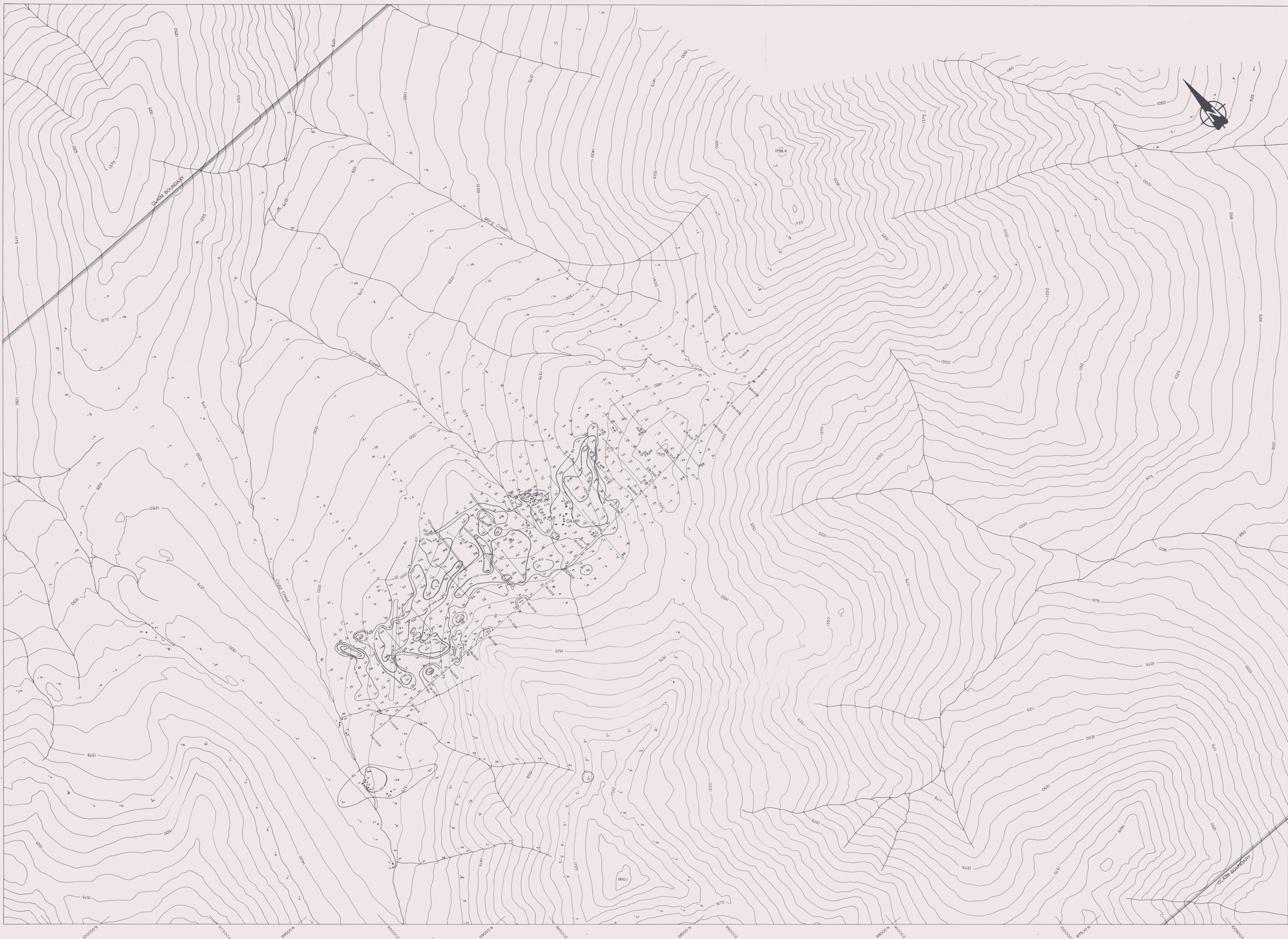
- Outcrop Outline
- Contacts, approximate
- Thrust Fault, approximate
- Foliation (S1) - strike, dip
- Foliation (S2) - strike, dip
- Bedding (SO) - strike, dip
- Minor Fold - strike and plunge
- Diamond Drill Hole
- Bulldozer Trench
- Chalcocopyrite + Sphalerite + Galena Mineralization

Figure 10
 ARCHER, CATHRO & ASSOCIATES (1981) LIMITED
DETAILED GEOLOGY

MARG PROPERTY
 NDU RESOURCES LTD./CAMECO

092797





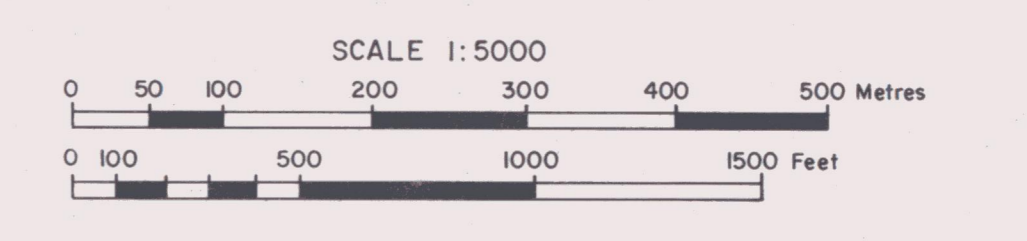
LEGEND

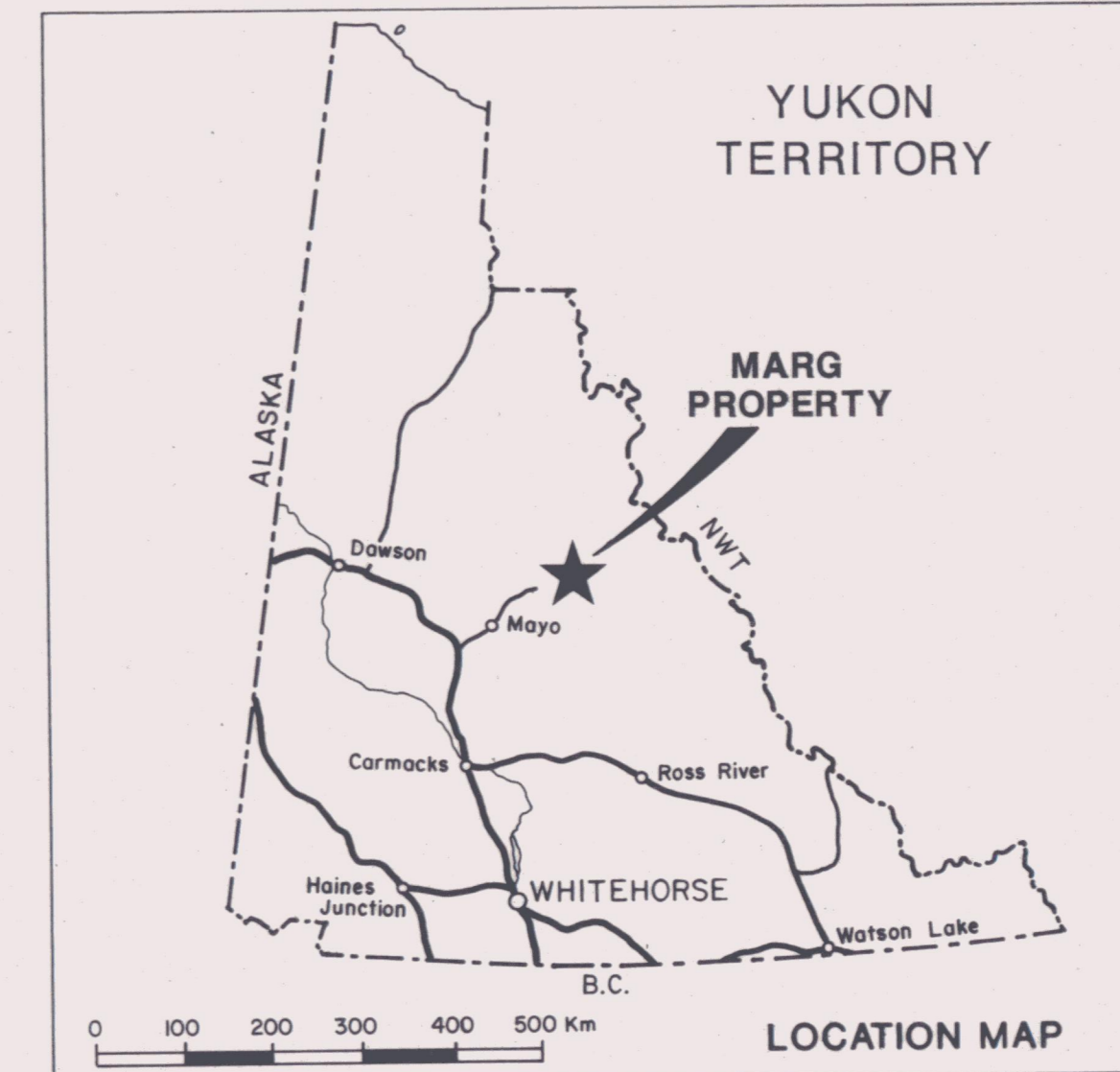
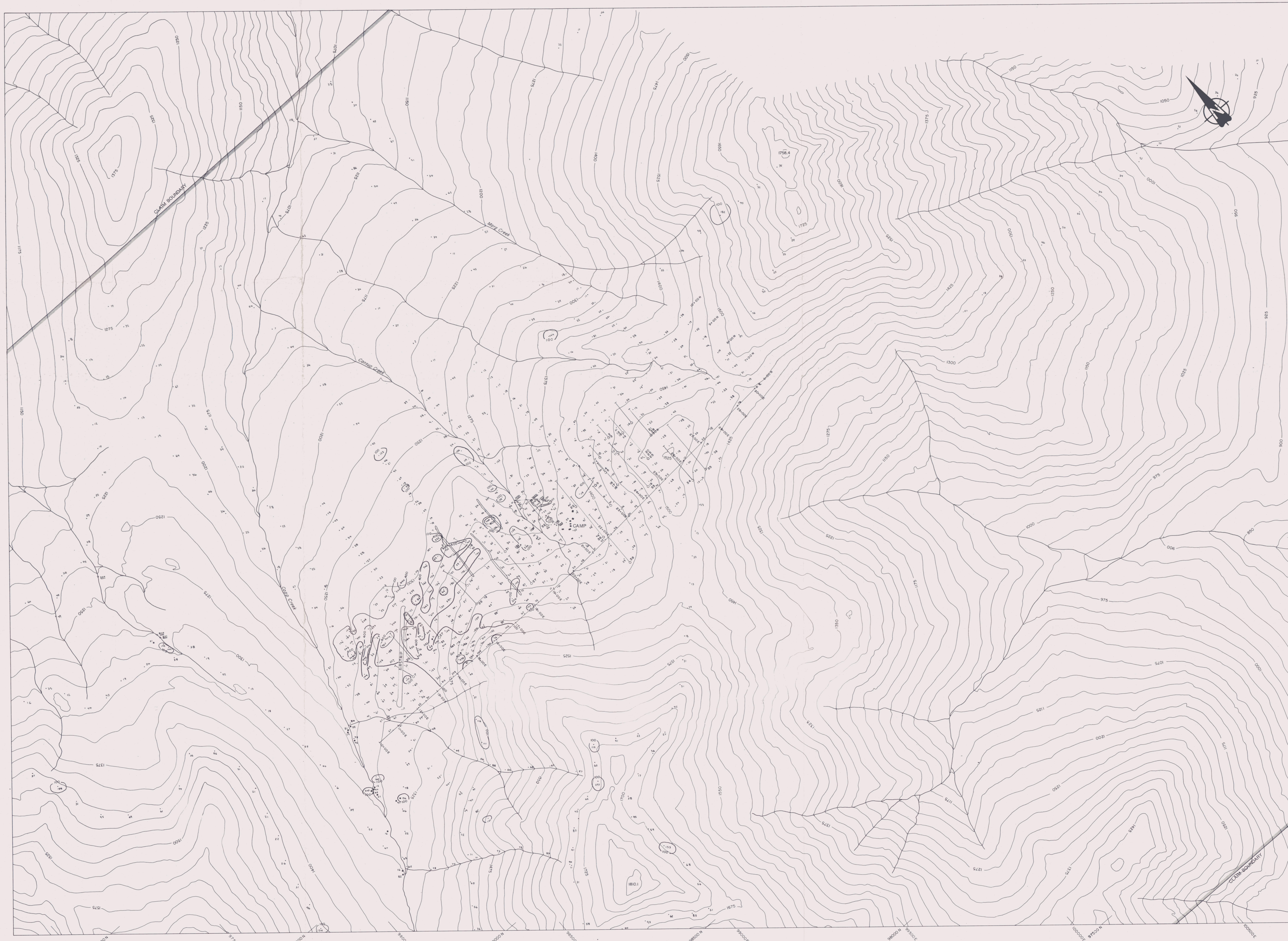
- Soil Sample (1986,88,89)
- Rock Sample (1989)
- Stream Sediment Sample (1986,88,89)
- Diamond Drill Hole
- Bulldozer Trench
- Assay Value in ppm
- Anomalous Value (>50ppm)
- Soil Anomaly (ppm)

Figure 27

ARCHER, CATHRO & ASSOCIATES (1981) LIMITED
LEAD GEOCHEMISTRY
 MARG DETAIL
 MARG PROPERTY
 NDU RESOURCES LTD./CAMECO

092797 106 D 1

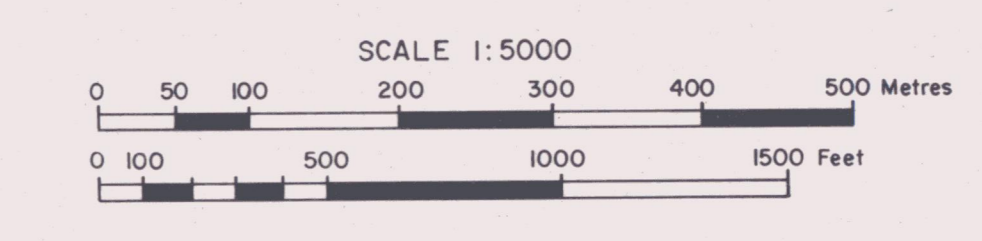


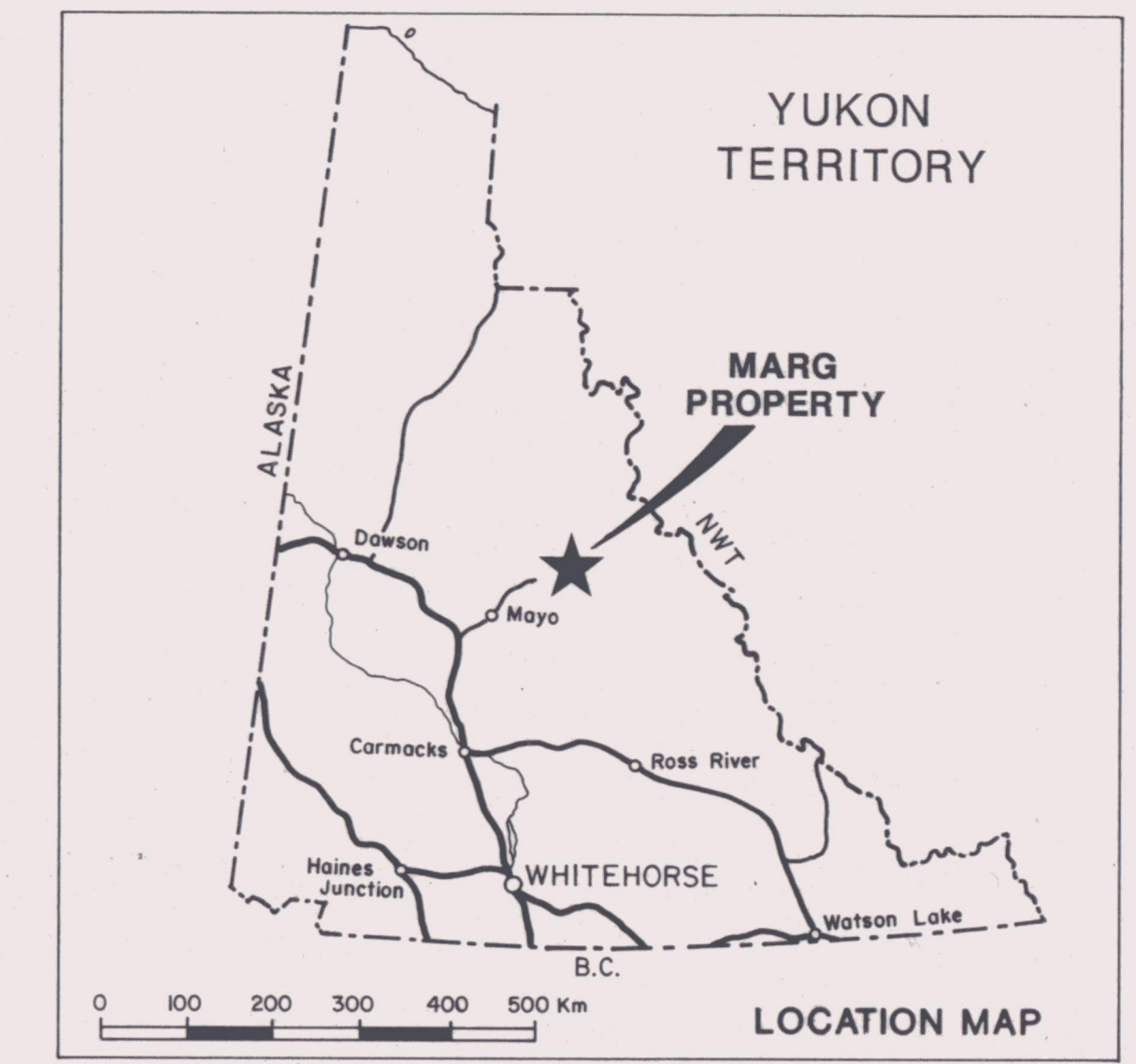
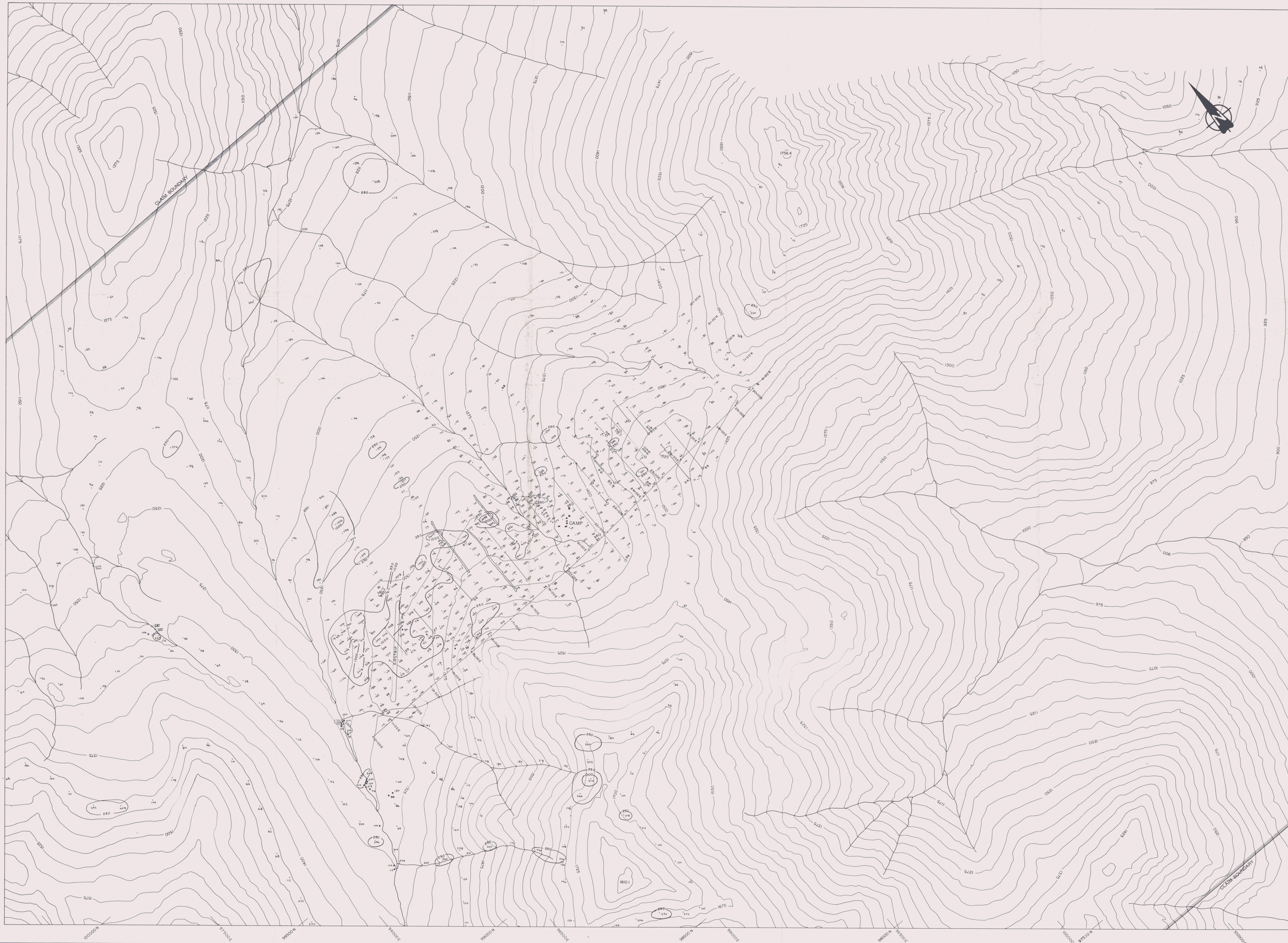


LEGEND

- Soil Sample (1986,88,89)
- Rock Sample (1989)
- ∇ Stream Sediment Sample (1986,88,89)
- Diamond Drill Hole
- Bulldozer Trench
- 93 Assay Value in ppm
- ± Anomalous Value (>100 ppm)
- Soil Anomaly (ppm)

Figure 28
 ARCHER, CATHRO & ASSOCIATES (1981) LIMITED
COPPER GEOCHEMISTRY
 MARG DETAIL
 MARG PROPERTY
 NDU RESOURCES LTD. (TAMECO) *210*
092191 *106 D1*





LEGEND

- Soil Sample (1986,88,89)
- Rock Sample (1989)
- Stream Sediment Sample (1986,88,89)
- Diamond Drill Hole
- Bulldozer Trench
- Assay Value in ppm
- ± Anomalous Value (>250 ppm)
- Soil Anomaly (ppm)

Figure 29

ARCHER, CATHRO & ASSOCIATES (1981) LIMITED

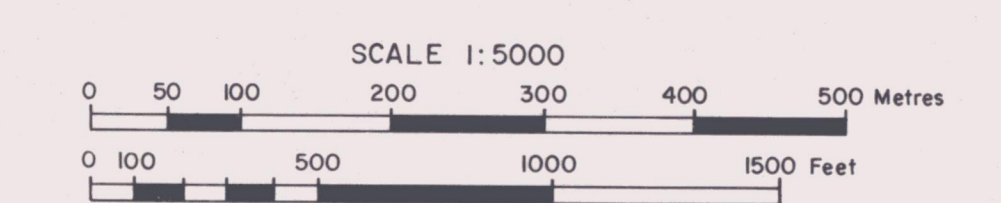
ZINC GEOCHEMISTRY

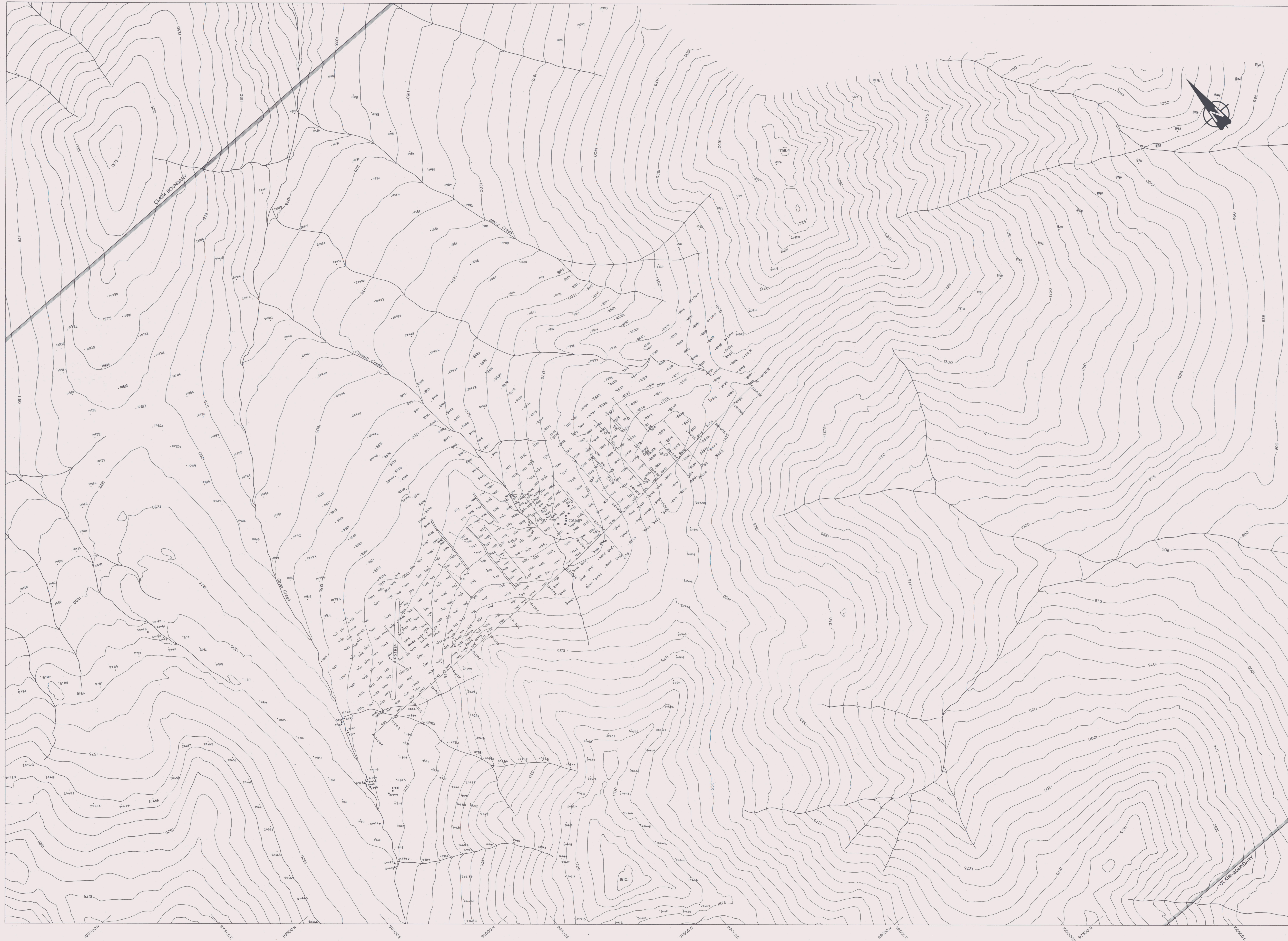
MARG DETAIL

MARG PROPERTY

NDU RESOURCES LTD./CAMECO

092797

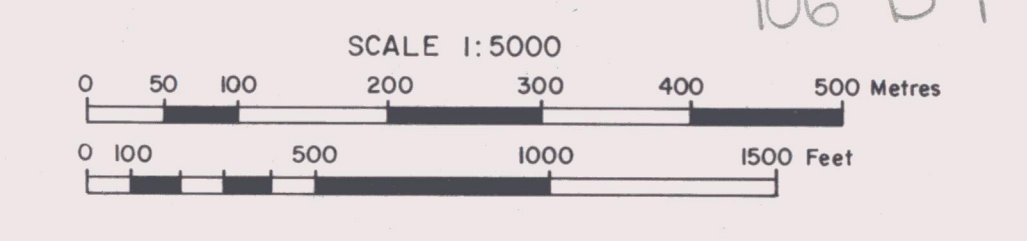


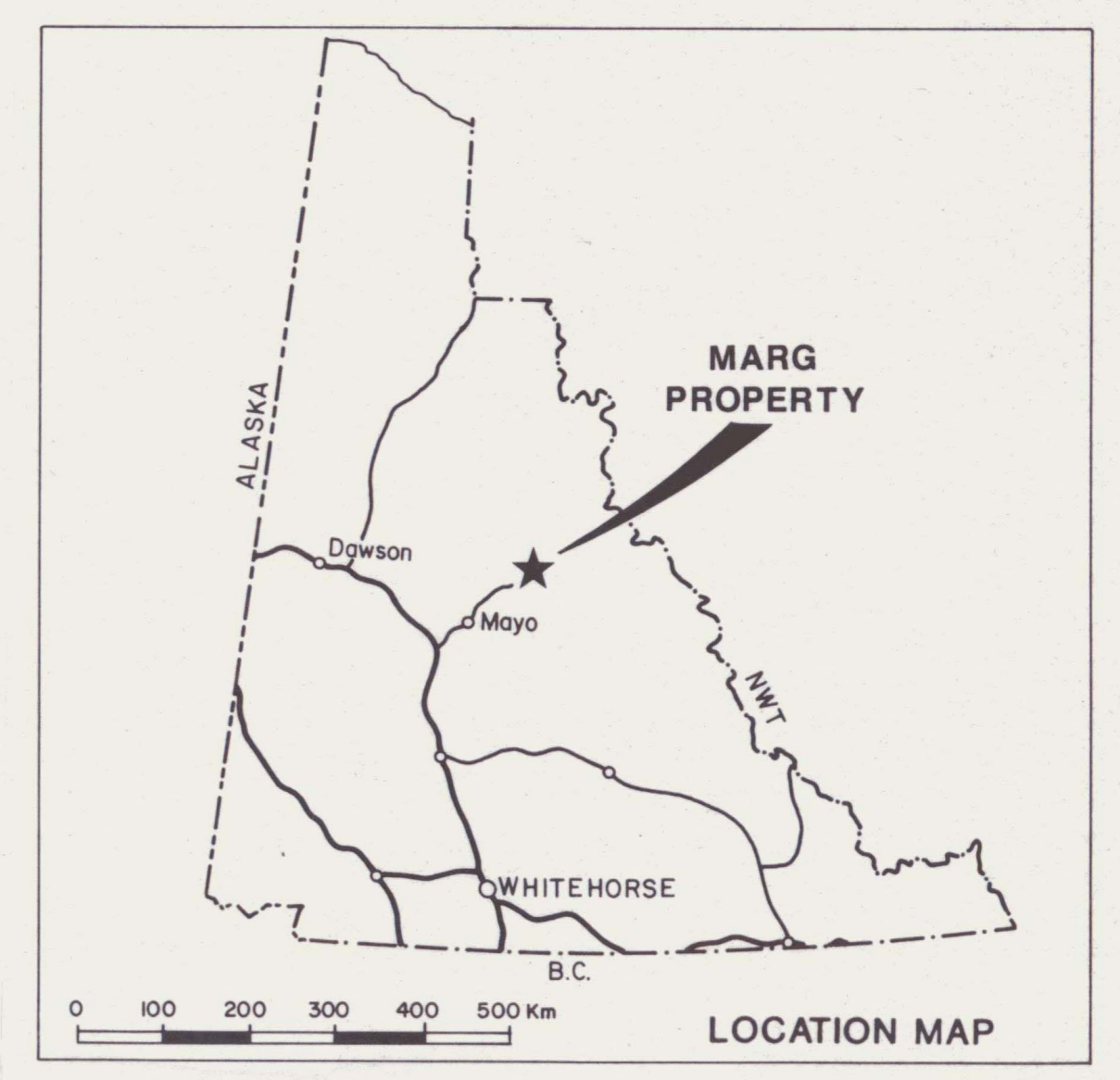


LEGEND

- Soil Sample (1986,88,89)
- Rock Sample (1989)
- Stream Sediment Sample (1986,88,89)
- ⊕ Diamond Drill Hole
- Bulldozer Trench
- #574 Sample Number

Figure 30
 ARCHER, CATRO & ASSOCIATES (1981) LIMITED
SOIL SAMPLE LOCATIONS
 MARG DETAIL
 MARG PROPERTY
 NDU RESOURCES LTD./GAMCO
 092797





LEGEND

- TRIASSIC(?)
- Gdg Greenstone - sills of diorite and gabbro and their altered equivalents
- MISSISSIPPIAN (and older?)
- Qz1t Quartzite - massive, medium grey quartzite with thin black phyllite interbeds
 - Qg Quartz Graphite Phyllite - black phyllite with up to 50% plustripe quartz, 2-10% pyrite
 - Qs Quartz Sericite Phyllite - variably carbonate altered, commonly with up to 20% 1-2 mm. blue quartz eyes, variably chloritic; occasional buff and grey marbles (Qsm)
 - Carb Carbonate Quartz Chlorite Phyllite - orange to buff weathering, iron-carbonate rock. Medium grained, generally massive

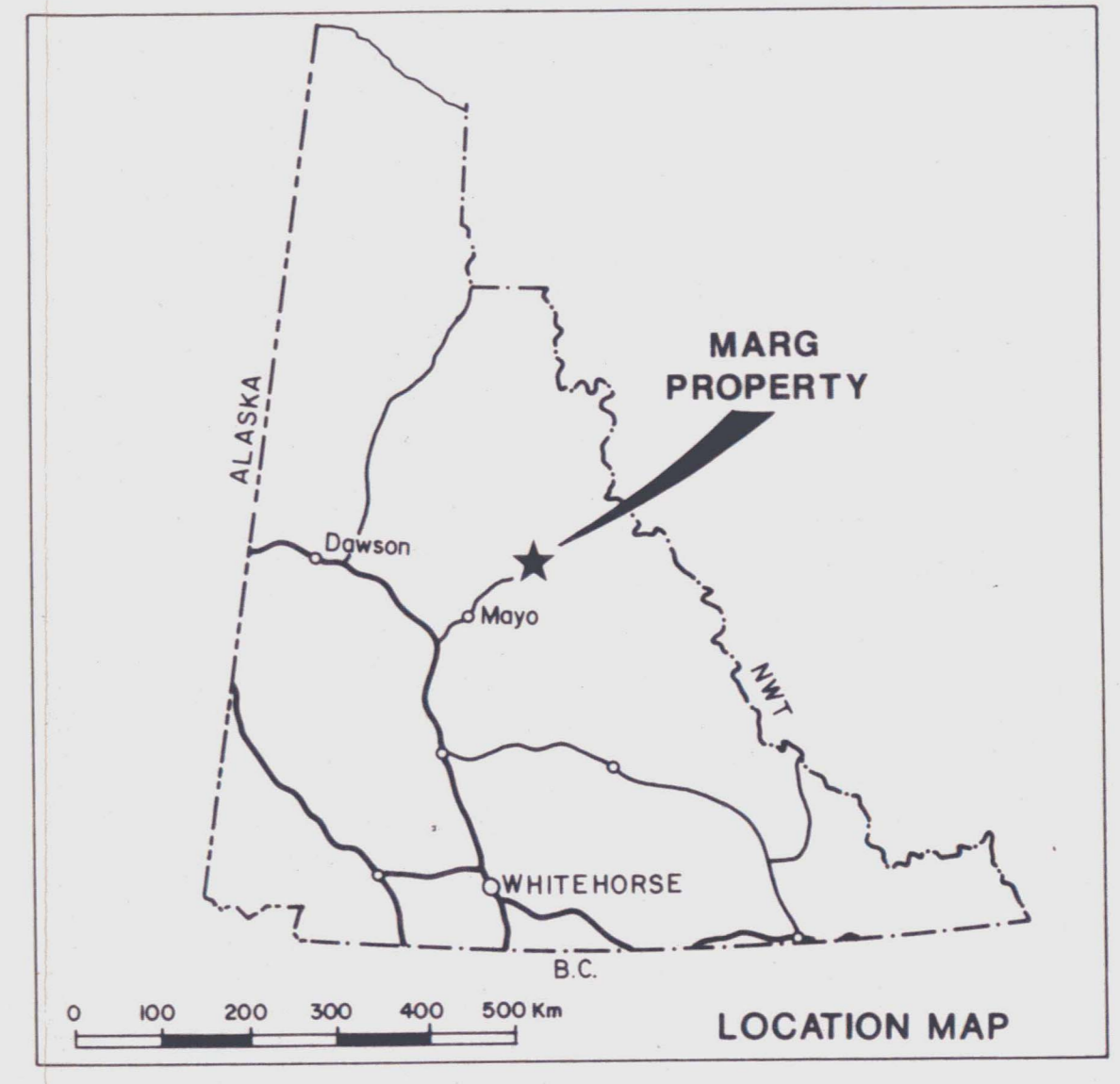
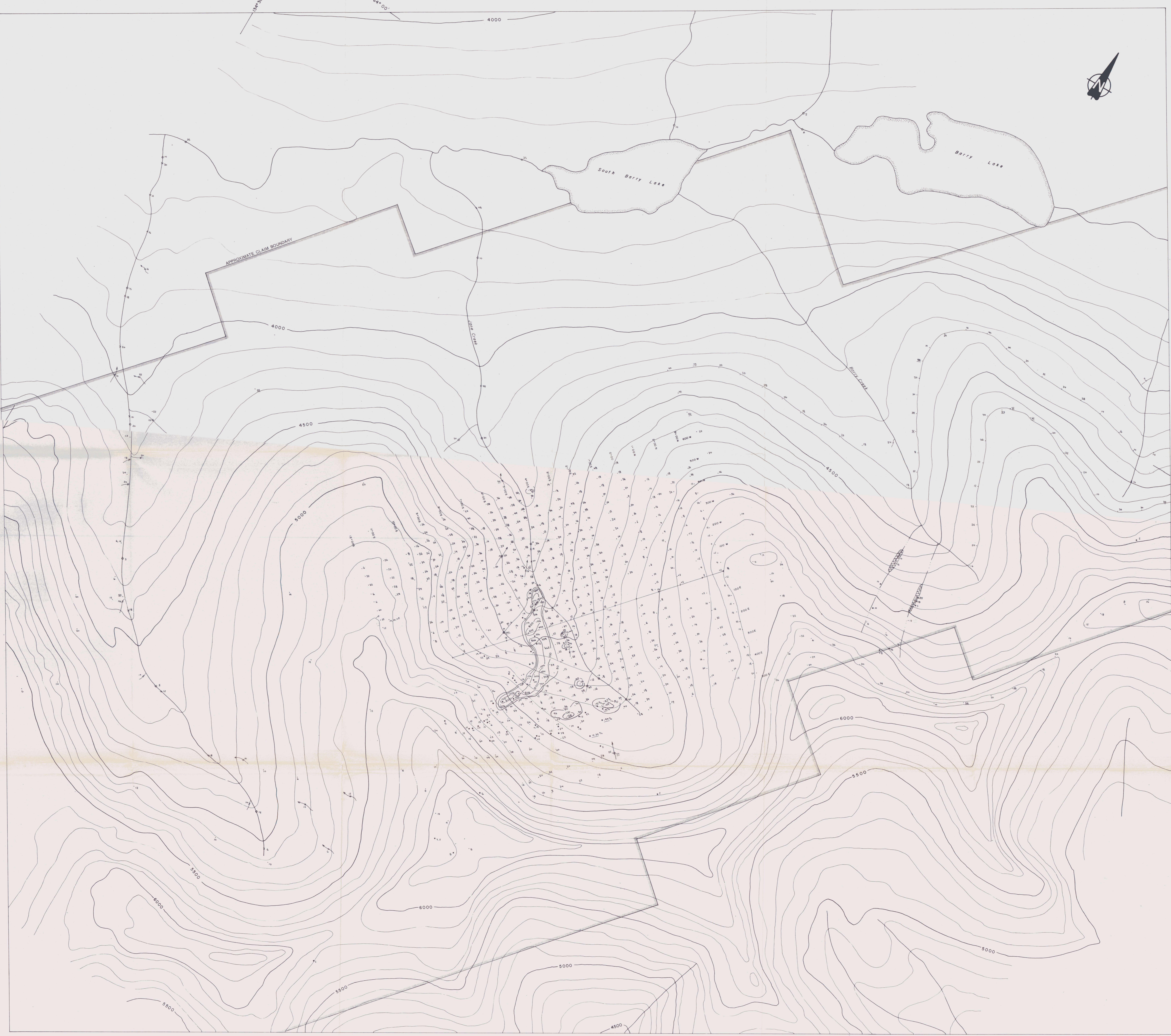
SYMBOLS

- Outcrop Outline
- - - - - Contacts, approximate
- - - - - Foliation - strike, dip
- - - - - Minor Fold - strike and plunge
- Pulse EM Conductor Axis
- Gossanous Seep
- Pyrrhotite Mineralization
- ★ Chalcopyrite + Sphalerite + Galena Mineralized Float
- Ferricrete

Figure 32
 ARCHER, CATHRO & ASSOCIATES (1981) LIMITED

DETAILED GEOLOGY
 JANE ZONE
 MARG PROPERTY
 NDU RESOURCES LTD. / CAMECO 106 D 1
 092794

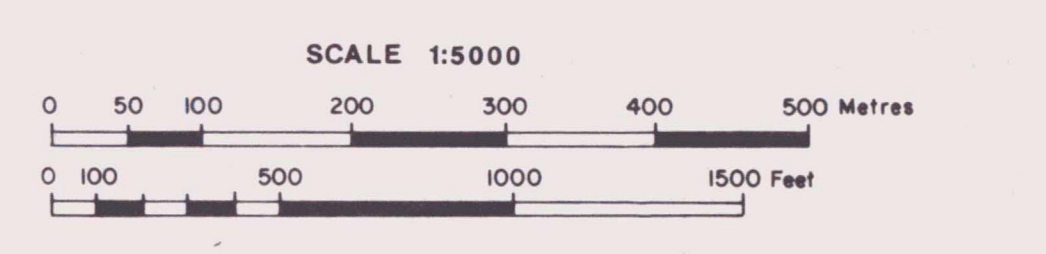
SCALE 1:5000

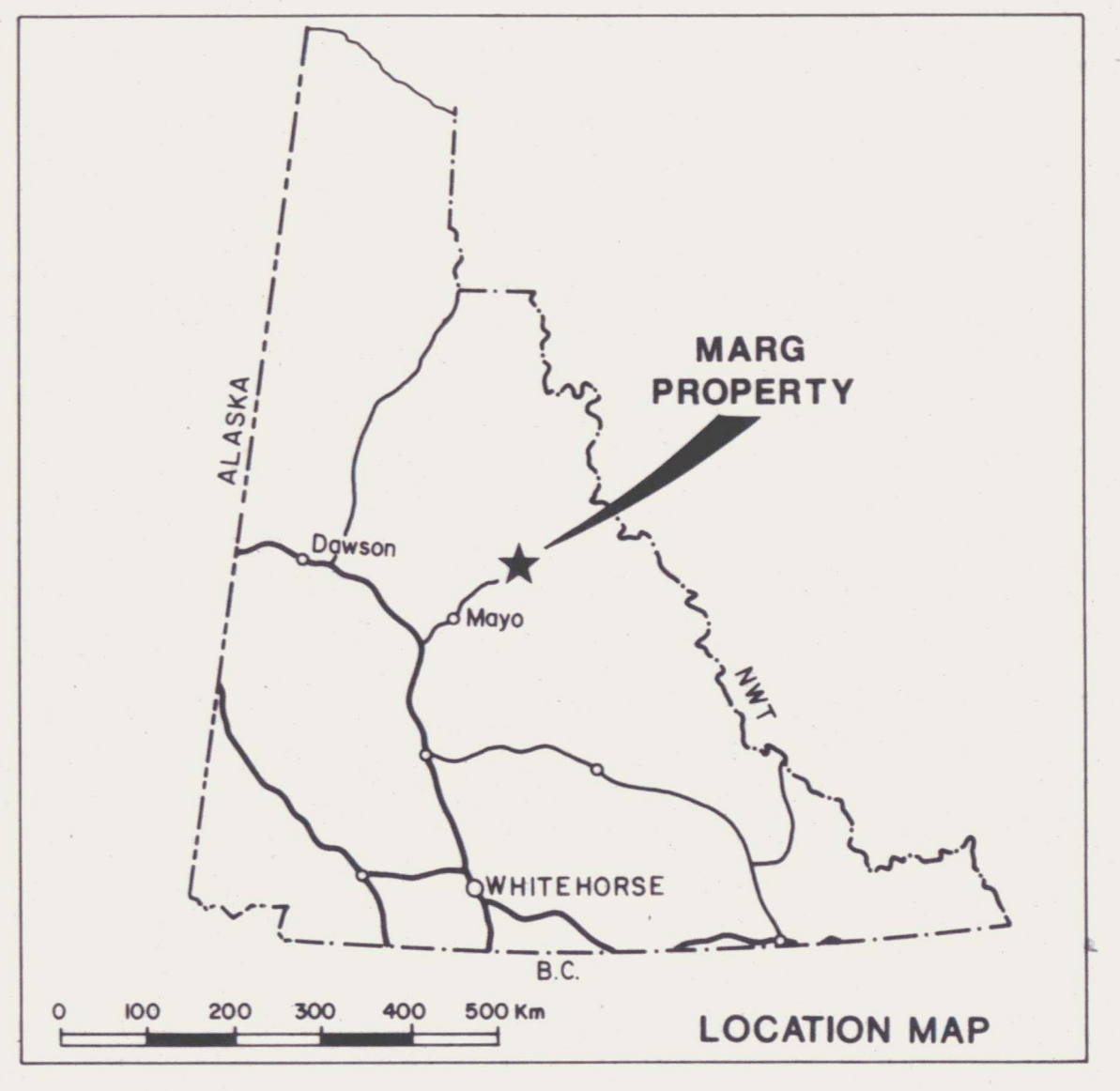
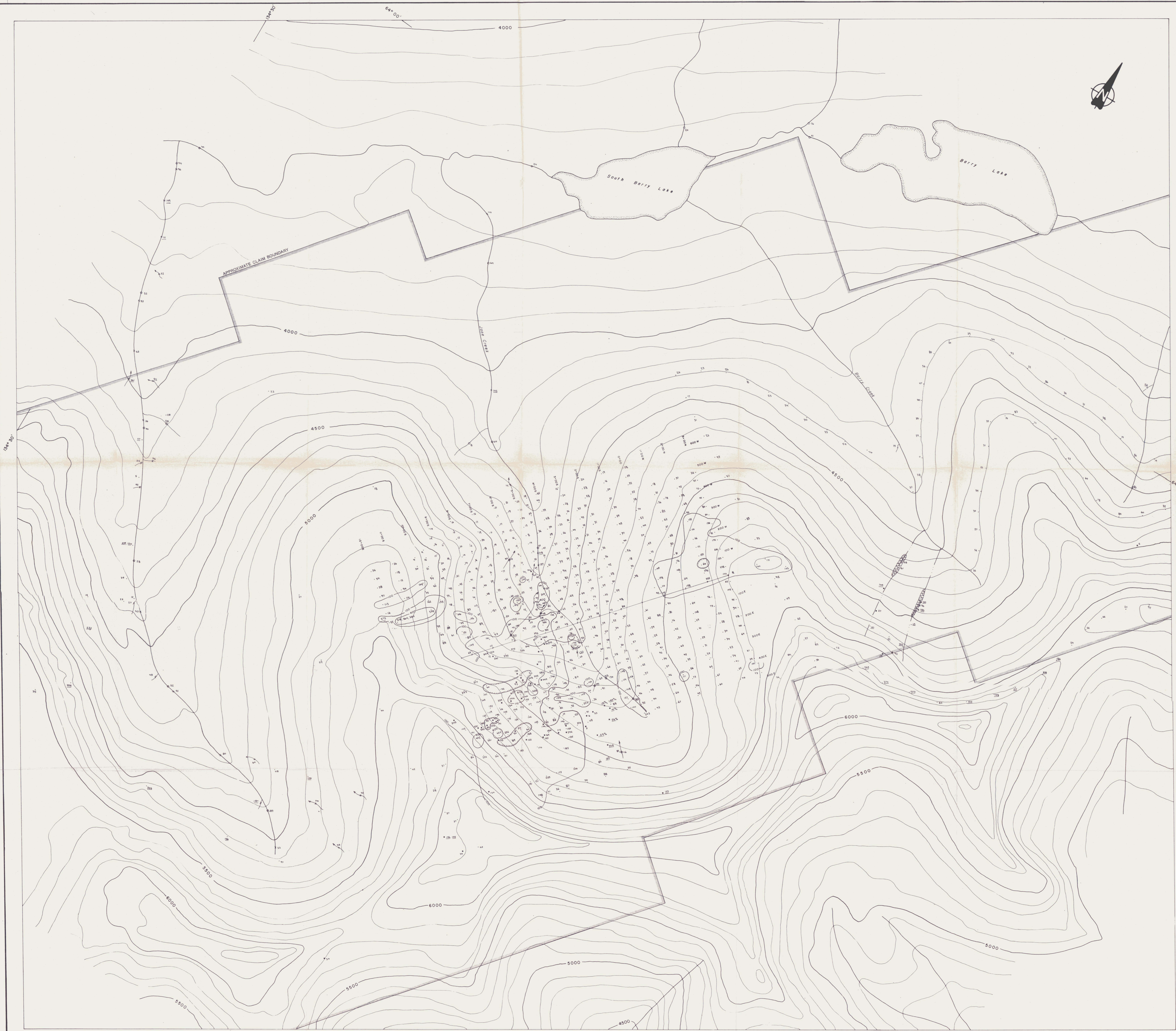


LEGEND

- x Stream sediment sample (1982,1988,1989)
- Soil sample (1982,1988,1989)
- Rock sample (1982,1988,1989)
- o GSC stream sediment sample
- Limonitic spring gossan
- 38 Lead Values (ppm)
- 28 Anomalous Values (>50ppm)
- Soil Anomaly (ppm)

Figure 33
 ARCHER, CATRO & ASSOCIATES (1983) LIMITED
LEAD GEOCHEMISTRY
 JANE ZONE
 MARG PROPERTY
 NDU RESOURCES LTD / CAMECO

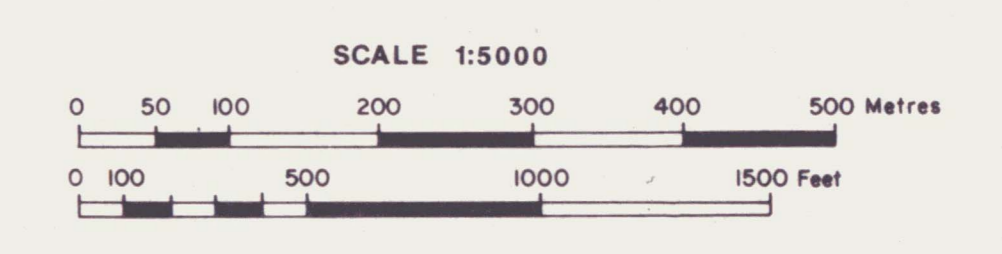


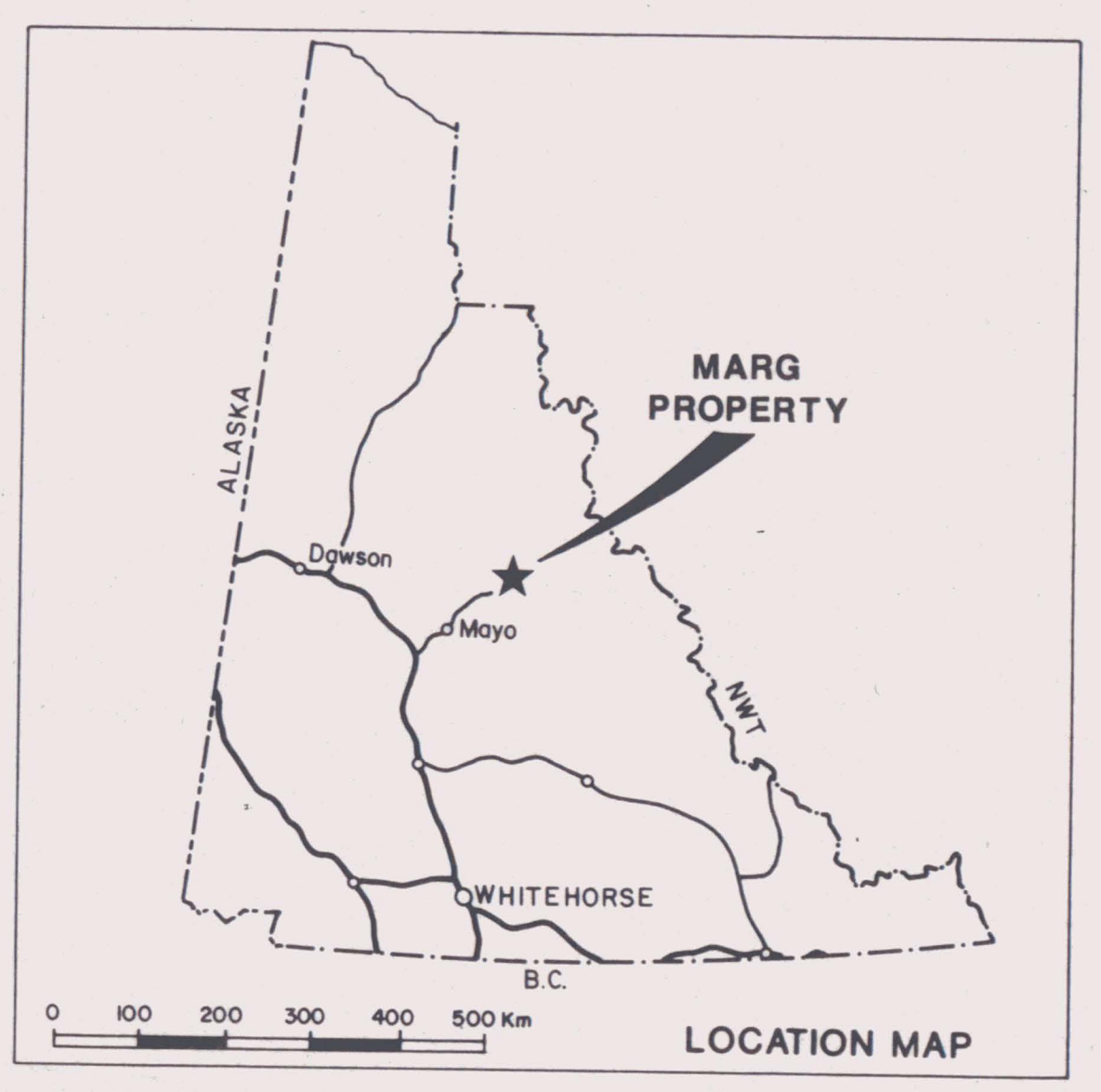
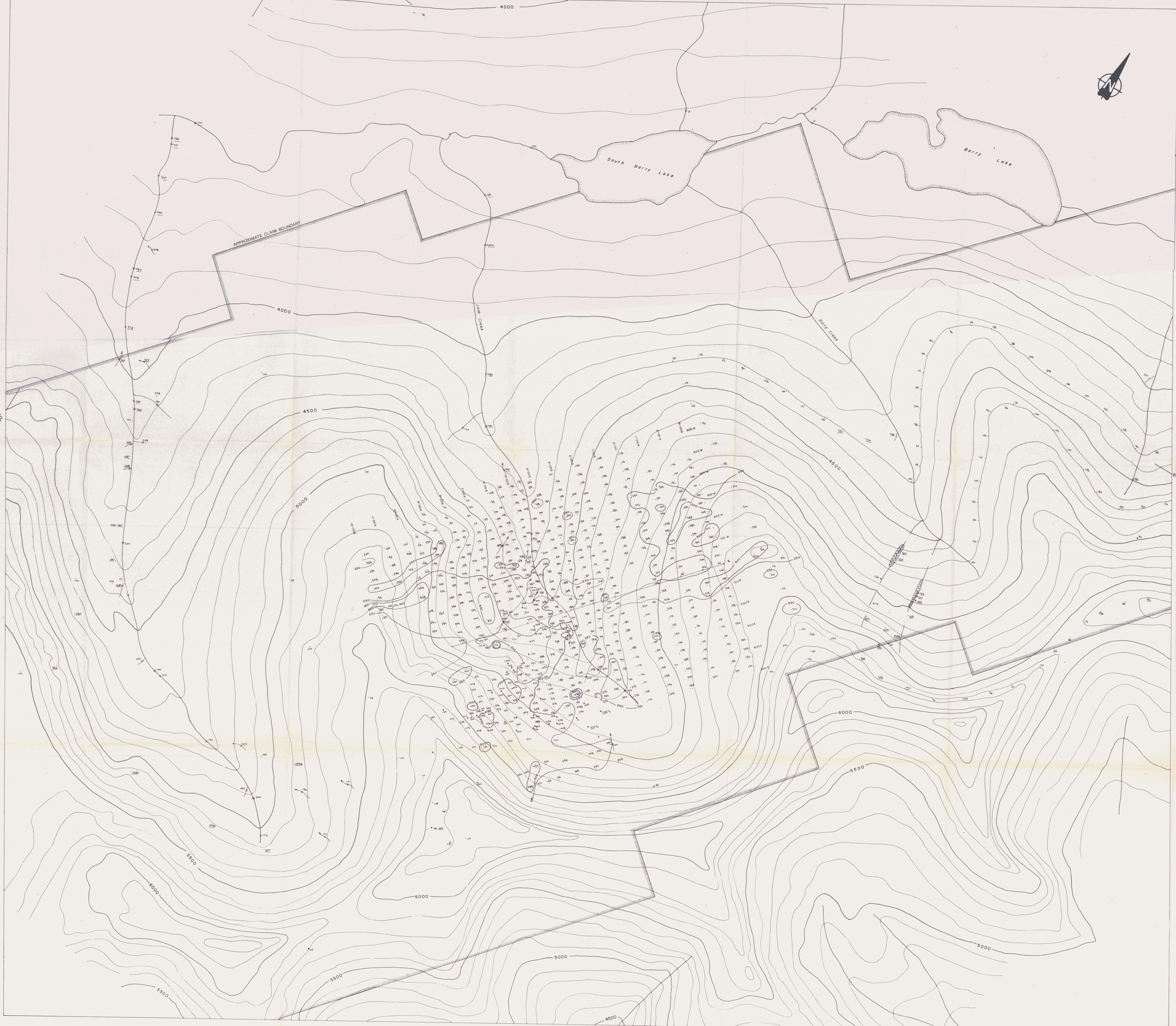


- LEGEND**
- x Stream sediment sample (1982, 1988, 1989)
 - Soil sample (1982, 1988, 1989)
 - * Rock sample (1982, 1988, 1989)
 - o GSC stream sediment sample
 - o Limonitic spring gossan
 - 11 Copper Values (ppm)
 - 12 Anomalous Values (>100ppm)
 - 400 Soil Anomaly (ppm)

092777

Figure 34
 ARCHER, CATRO & ASSOCIATES (1981) LIMITED
COPPER GEOCHEMISTRY
 JANE ZONE
 MARG PROPERTY
 NDU RESOURCES LTD / CAMECO





LEGEND

- Stream sediment sample (1982, 1988, 1989)
- Soil sample (1982, 1988, 1989)
- Rock sample (1982, 1988, 1989)
- GSC stream sediment sample
- Limonitic spring gossan
- 122 Zinc Values (ppm)
- 150 Anomalous Values (>250ppm)
- Soil Anomaly (ppm)

Figure 35
 ARCHER, CATRO & ASSOCIATES (1981) LIMITED

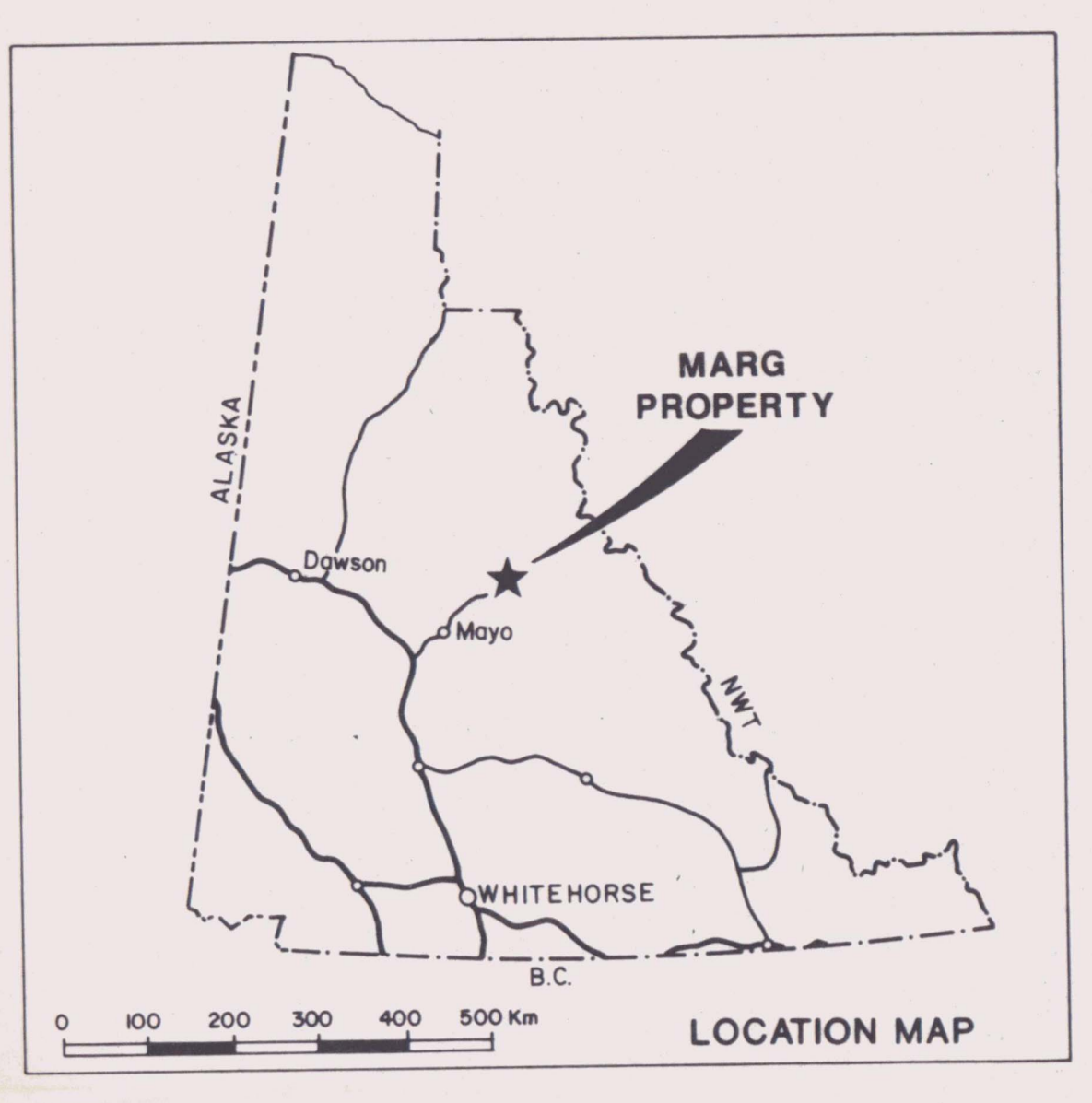
ZINC GEOCHEMISTRY

JANE ZONE
 MARG PROPERTY

NDU RESOURCES LTD / GAMECO 106 D 1

SCALE 1:5000

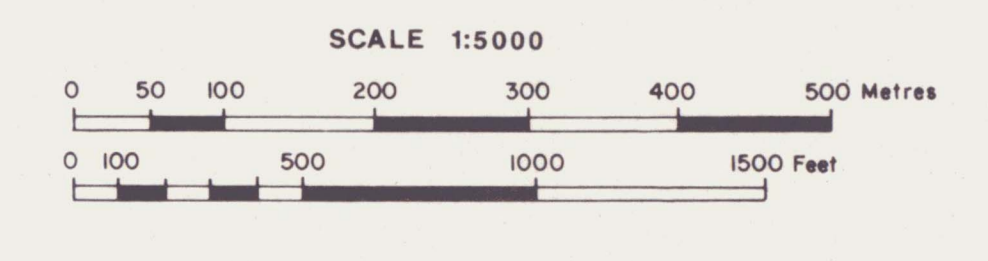
0 50 100 200 300 400 500 Metres
 0 100 200 300 400 500 Feet



LEGEND

- x Stream sediment sample (1982, 1988, 1989)
- Soil sample (1982, 1988, 1989)
- Rock sample (1982, 1988, 1989)
- o GSC stream sediment sample
- ◻ Limonitic spring gossan
- 1011 Sample Numbers

Figure 36
 ARCHER, CATHRO & ASSOCIATES (1981) LIMITED
SAMPLE LOCATION MAP
 JANE ZONE
 MARG PROPERTY
 NDU RESOURCES LTD / CAMECO




286
 106 D 1

APPENDIX A
AUTHORS' STATEMENTS OF QUALIFICATIONS

STATEMENT OF QUALIFICATIONS

I, Robert C. Carne, geologist, with business addresses in Whitehorse, Yukon Territory and Vancouver, British Columbia and residential address in Burnaby, British Columbia, hereby certify that:

1. I graduated from the University of British Columbia in 1974 with a B.Sc. and in 1979 with an M.Sc. majoring in Geological Sciences.
2. I am a member of the Geological Association of Canada.
3. From 1974 to present, I have been actively engaged as a geologist in mineral exploration in British Columbia and Yukon Territory and on June 1, 1981 became a partner of Archer, Cathro & Associates (1981) Limited.
3. I have personally participated in or supervised the field work reported herein and have interpreted all data resulting from this work.

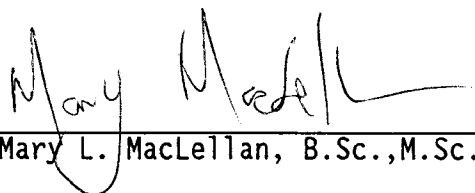


Robert C. Carne, B.Sc., M.Sc.

STATEMENT OF QUALIFICATIONS

I, Mary L. MacLellan, geologist, with business addresses in Whitehorse, Yukon Territory and Vancouver, British Columbia and residential address in Vancouver, British Columbia, hereby certify that:

1. I graduated from the University of Manitoba in 1984 with a B.Sc. and I graduated from Michigan Technological University in 1988 with an M.Sc. in Geology.
2. From 1988 to present, I have been actively engaged as a geologist in mineral exploration in Yukon Territory and am presently employed with Archer, Cathro & Associates (1981) Limited. I was previously engaged as a geologist in mineral exploration in Manitoba from 1984.
3. I have personally participated in or supervised the field work reported herein.


Mary L. MacLellan, B.Sc., M.Sc.

APPENDIX B
LIST OF ARCHER, CATHRO PERSONNEL
AND CALENDAR OF EVENTS;
1989 PROGRAM

ARCHER, CATHRO PERSONNEL ON
1989 PROGRAM, MARG PROPERTY, YUKON

<u>NAME</u>	<u>POSITION</u>	<u>DAYS ON PROPERTY</u>	<u>PERIOD</u>
Rob Carne	Project Manager	10	June 18 - August 30
Doug Eaton	Senior Geologist	7	June 10 - July 6
Mary MacLellan	Project Geologist	92	June 7 - September 4
Frank Gish	Field Manager	75	June 17 - September 4
Diane Lister	Surveyor/ Geologist	13	June 7 - July 9
Mike Phillips	Geologist	34	July 12 - August 23
Maggie Dittrick	Geologist	22	August 4 - August 29
Bill Wengzynowski	Assistant	4	June 7 - June 10
Mike Mason-Wood	Assistant	24	June 7 - June 30
Gord MacIntosh	Assistant	84	June 10 - August 29
Kevin Garus	Assistant	84	June 12 - September 3
Janet Souther	Cook	84	June 10 - August 29
Lasha Cymbalisky	Expeditor	92	June 7 - September 4

CALENDAR OF EVENTS
1989 PROGRAM, MARG PROPERTY, YUKON

Mobilization	June 7 - June 8
Drilling	June 14 - July 20
Jane Soil Geochemical Survey	June 10 - 29, Aug. 4 - 9
Marg Geophysical Survey	June 26 - 30, July 30
Bob Turner, GSC (studying drill core)	June 28 - July 7
NDU Directors Property Tour	June 29
Jane Geophysical Survey	June 30 - July 9, July 23-31
Bill Mercer (Noranda) Property Tour	July 10
Norecol Environmental Sampling	July 23
Cameco Management Tour	July 26
Grant Abbott, DIAND (regional mapping)	July 27 - 31, August 7 - 13, August 17 - September 1
Steve Gordey, GSC (regional mapping)	August 17 - August 21
Demobilization	September 4 - September 10

APPENDIX C
REPORT ON MINERAL RESERVES
OCTOBER, 1989
BY J.P. FRANZEN, P.ENG.

ADDENDUM

TO

MINERAL RESERVE ASSESSMENT REPORT
MARG PROPERTY - NOVEMBER 18, 1988

FOR

NDU RESOURCES LTD.
MAYO MINING DISTRICT
YUKON TERRITORY

BY

FRANZEN MINERAL ENGINEERING LTD.
J.P. FRANZEN, P.ENG.

NORTH VANCOUVER, B.C.

OCTOBER 16, 1989

TABLE OF CONTENTS

	Page
Introduction	1
Procedure	1
Discussion	1
References	4
Certificate	5

TABLES

Table A	Undiluted Tons and Grade Summary - October 16, 1989
---------	--

FIGURES

Figure 1	Undiluted Mineral Reserve Blocks, Section 2650E
Figure 2	Undiluted Mineral Reserve Blocks, Section 2580E
Figure 3	Undiluted Mineral Reserve Blocks, Section 2510E
Figure 4	Undiluted Mineral Reserve Blocks, Section 2440E
Figure 5	Undiluted Mineral Reserve Blocks, Section 2370E
Figure 6	Undiluted Mineral Reserve Blocks, Section 2180E

APPENDIX

Appendix A	Undiluted Tonnage and Grade Calculations for Cross Sections 2650E, 2580E, 2510E, 2440E, 2370E, 2180E
------------	---

INTRODUCTION

This addendum evaluates diamond drill hole assay results from a five hole program completed in 1989. These holes add to the 21 drill hole - 13,443 feet data base which the writer reported on in 1988 (Franzen, 1988).

Drill holes completed in 1989 are as follows:

<u>Drill Section</u>	<u>Hole Number</u>	<u>Length (feet)</u>
1850E	89-37	812.8
2180E	89-36	998.8
2180E	89-38	1,384.7
2580E	89-34	1,456.6
<u>2650E</u>	<u>89-35</u>	<u>1,313.7</u>
Total	5 holes	5,966.6

PROCEDURE

Mineral reserve assessment procedures were described in detail in the writer's November 18, 1988 report and are summarized below.

Tonnages in each reserve block are calculated using volume and lithologic-interval weighted specific gravity values for each block. Lithologic units within the reserve blocks are assigned specific gravity values as follows:

<u>Sulphide Lithology</u>	<u>Specific Gravity</u>
Massive	4.25
Laminated	3.75
Disseminated	3.25
Barren	2.80

Mineral reserves were calculated by the section method. Two categories of mineral reserves were considered:

Drill Indicated: Tonnage and grade are computed partly from specific drill hole values and partly from projection of these values for a distance of up to 115 feet (35 metres) from the drill hole values. Sampling is inappropriately spaced to outline the material completely or to establish its grade throughout.

Inferred: Tonnage and grade estimates are based on an assumed continuity of values 115 feet (35 metres) to 230 feet (70 metres) from a drill hole sample. These estimates are based on overall geological character of the deposit, as seen in level plans and for which there are no local samples or measurements.

Figures 1 to 6 show the location of calculated mineral reserve blocks in the deposit. Appendix A lists detailed tonnage and grade calculations for individual reserve blocks.

The mineral reserve area measures 1,540 feet along strike and up to 1,640 feet downdip from surface. All drill sections are at 230 foot intervals with the exception of the most westerly section (2180E) which is 620 feet from the nearest reserve section line (2370E).

DISCUSSION

Table A summarizes undiluted tonnage and grades based on the most recent diamond drill information.

Undiluted mineral reserves are as follows:

<u>Category</u>	<u>Tons</u>	<u>%</u>			<u>ounces/ton</u>	
		<u>Cu</u>	<u>Pb</u>	<u>Zn</u>	<u>Ag</u>	<u>Au</u>
Drill Indicated	2,558,120	1.83	2.67	4.99	1.94	0.033
Drill Inferred	1,278,520	1.59	2.68	5.03	1.88	0.037
TOTAL	3,836,640	1.76	2.68	5.01	1.92	0.034
% Change over 1988 Estimate	66.0	(7.4)	3.5	0.4	2.7	21.4

The 1989 drill program increased reserves in all categories by 1,525,140 tons or 66% over the 1988 estimate. Reserve grades for base metals and silver are essentially unchanged; gold grade increased by 21%.

Cross Section 2180E contributed 77.4% of the additional reserve tonnage. Gold grades on this section line are significantly above average.

Mining and economic constraints have not been applied to the reserve estimate.


REFERENCES

- FRANZEN, J.P. (1988) Preliminary Assessment of Mineral Reserves at the MARG Cu-Zn-Pb-Ag-Au Property, Mayo Mining District, Yukon Territory. Report for NDU Resources Ltd., pp. 7.
- FRANZEN, J.P. (1988) Assessment of Mineral Reserves at the MARG Cu-Zn-Pb-Ag-Au Property, Mayo Mining District, Yukon Territory. Report for NDU Resources Ltd., pp. 11.
- FRANZEN, J.P. (1988) Addendum to November 18, 1988 Mineral Reserve Assessment, MARG Property, Mayo Mining District, Yukon Territory. Report for NDU Resources Ltd., pp. 8.

CERTIFICATE

I, Jeffrey Paul Franzen, P.Eng., of 4990 Cedarcrest Avenue, North Vancouver, B.C. do hereby certify that:

1. I am a Consulting Mining Geologist registered with the Association of Professional Engineers of British Columbia since 1982.
2. I am a graduate of the University of British Columbia with B.Sc. (1972) and Carleton University with M.Sc. (1974).
3. I have practiced my profession continuously since 1974. In Yukon: as Mine Geologist, Research Geologist and Chief Geologist, United Keno Hill Mines Limited, and Exploration Geologist, Cyprus Anvil Mining Corp. In British Columbia: Regional Geologist - Western Canada, Billiton Canada Ltd., Consultant - Franzen Mineral Engineering Ltd.
4. This report is based on a visit to the subject property on August 22 and 23, 1988; on the writer's 1988 reports on the subject property dated October 17, November 18 and December 12 and on the writer's evaluation of maps and data supplied by NDU Resources Ltd.
5. I have no interest, direct or indirect, in the MARG property or NDU Resources Ltd.
6. Permission is hereby granted to NDU Resources Ltd. to use this report in support of any Prospectus, Statement of Material Facts or Filing Statement to be submitted to the Superintendent of Brokers and the Vancouver Stock Exchange.


FRANZEN MINERAL ENGINEERING LTD.
J.P. Franzen, P. Eng.

North Vancouver, B.C.
October 16, 1989




TABLE A

MARG PROPERTY

UNDILUTED TONS AND GRADE SUMMARY - OCTOBER 16, 1989

	<u>Cross Section 2180 E</u>	<u>Cross Section 2370 E</u>	<u>Cross Section 2440 E</u>	<u>Cross Section 2510 E</u>	<u>Cross Section 2580 E</u>	<u>Cross Section 2650 E</u>	<u>TOTAL ALL SECTIONS</u>
DRILL INDICATED							
Tons	501,217	371,841	709,418	588,459	302,400	84,760	2,558,120
Grade							
%							
Cu Pb Zn	1.50 2.66 4.74	2.05 2.69 4.45	2.19 2.76 5.38	1.72 2.54 4.97	1.60 2.49 4.85	1.58 3.45 6.35	1.83 2.67 4.50
oz/ton							
Ag Au	2.07 0.048	1.68 0.023	1.87 0.031	2.18 0.032	1.83 0.025	1.65 0.035	1.94 0.033
DRILL INFERRED							
Tons	679,758	56,389	174,988	109,781	130,200	127,400	1,278,520
Grade							
%							
Cu Pb Zn	1.50 2.66 4.74	1.20 1.20 2.79	2.18 2.57 5.48	1.59 2.59 5.28	1.49 2.94 5.39	1.58 3.45 6.35	1.59 2.68 5.00
oz/ton							
Ag Au	2.07 0.048	0.72 0.010	1.62 0.021	2.08 0.033	1.80 0.022	1.65 0.035	1.88 0.037
TOTAL DRILL INDICATED AND INFERRED							
Tons	1,181,000	428,200	884,400	698,300	432,600	212,160	3,836,640
Grade							
%							
Cu Pb Zn	1.50 2.66 4.74	1.94 2.49 4.23	2.19 2.72 5.40	1.70 2.55 5.02	1.57 2.63 5.01	1.58 3.45 6.35	1.76 2.68 5.00
oz/ton							
Ag Au	2.07 0.048	1.55 0.021	1.82 0.029	2.16 0.032	1.83 0.024	1.65 0.035	1.92 0.034

FIGURES 1-6

UNDILUTED MINERAL RESERVE BLOCKS, SECTIONS
2650E, 2580E, 2510E, 2440E, 2370E, 2180E

SOUTH

NORTH

89-35

800



DRILL INDICATED RESERVE BLOCK

DRILL INFERRED RESERVE BLOCK

1400 m


1400 m

1300 m

1300 m

1200 m

1200 m



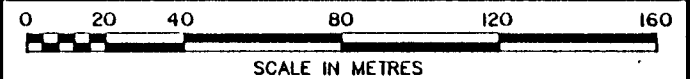
NDU RESOURCES LTD.

MARG PROPERTY

MAYO MINING DISTRICT, Y.T.

NTS: 106 D/7

UNDILUTED MINERAL RESERVE BLOCKS
SECTION 2650 E



SCALE IN METRES

DATE: OCTOBER, 1989

BY: J.P.FRANZEN, P.Eng.

FIGURE No. 1

Prepared by: RWR MINERAL GRAPHICS LTD.

SOUTH

NORTH

DRILL INDICATED RESERVE BLOCK
 DRILL INFERRED RESERVE BLOCK

1400 m

1400 m


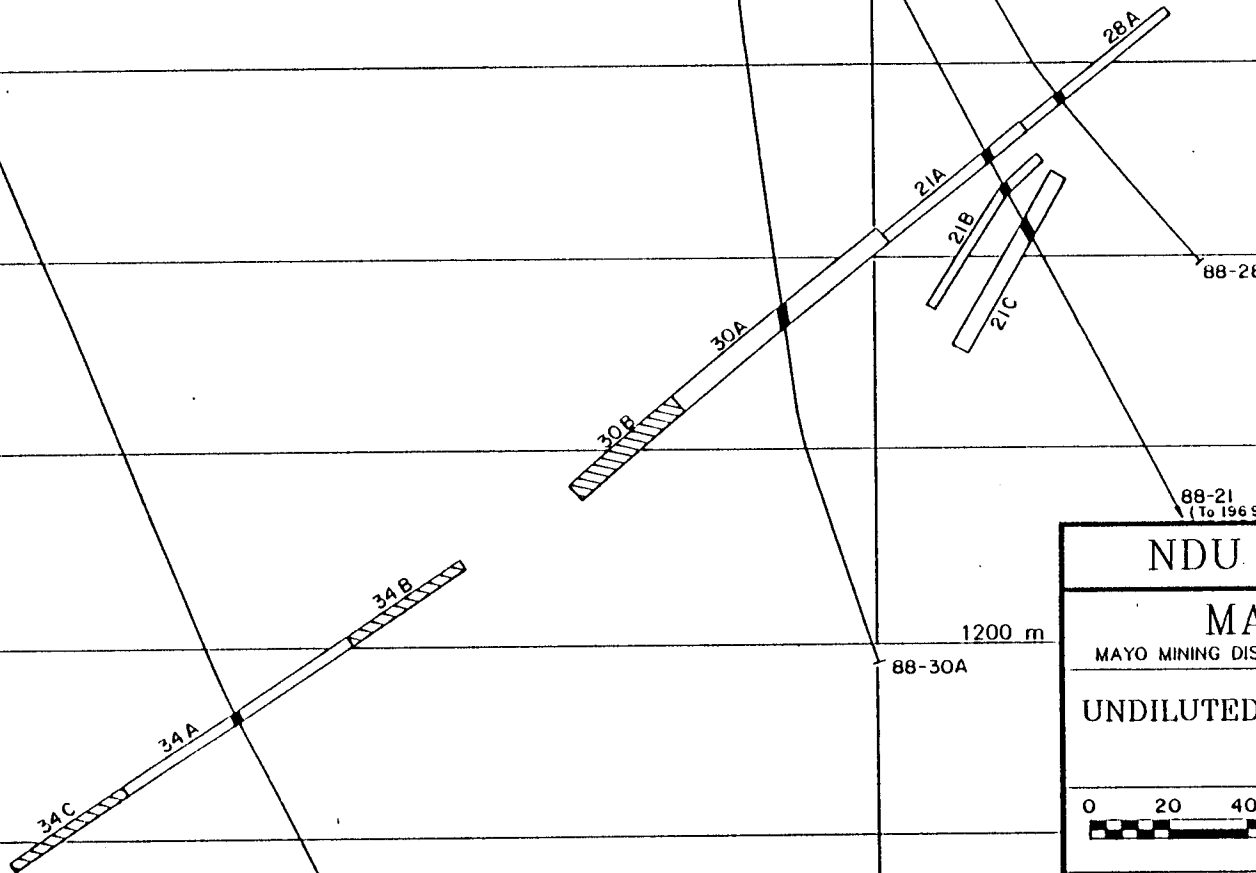
1300 m

1300 m

1200 m

1200 m

800 W



NDU RESOURCES LTD.

MARG PROPERTY

MAYO MINING DISTRICT, Y.T. NTS: 106 D/7

UNDILUTED MINERAL RESERVE BLOCKS

SECTION 2580 E

0 20 40 80 120 160

SCALE IN METRES

DATE: OCTOBER, 1989

BY: J.P. FRANZEN, P.Eng. FIGURE No. 2

89-34 (To 444m)

SOUTH

NORTH

1500 m

1500 m

1400 m

1400 m



1300 m


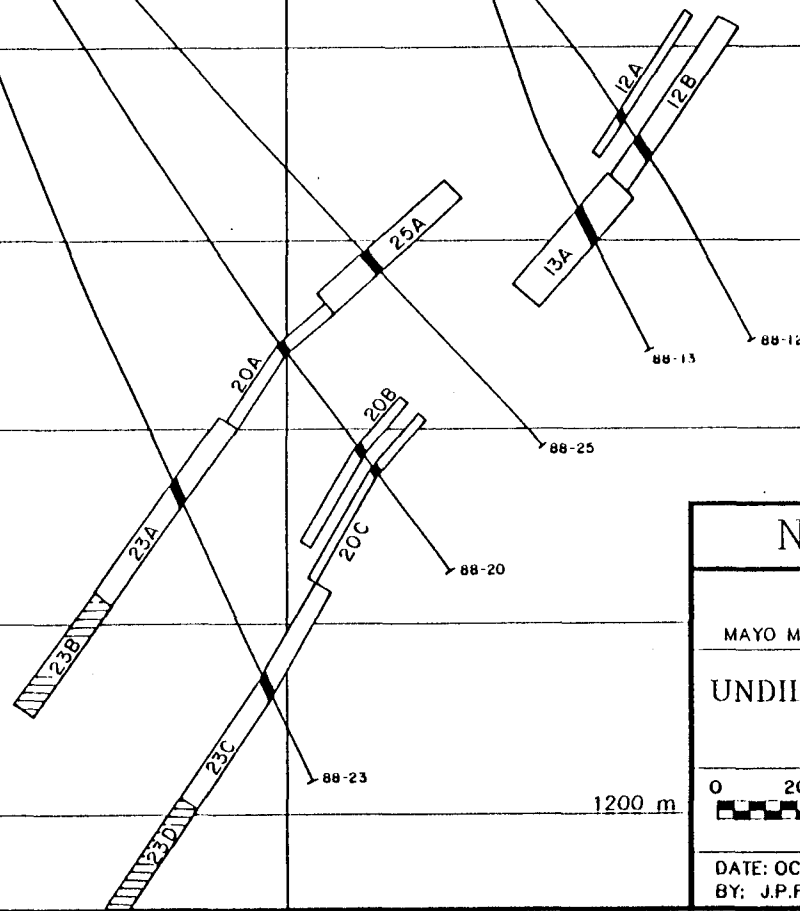
1300 m

1200 m

1200 m

800 N

 DRILL INDICATED RESERVE BLOCK
 DRILL INFERRED RESERVE BLOCK



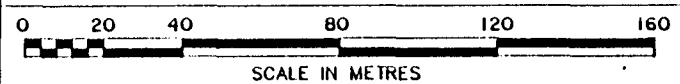
NDU RESOURCES LTD.

MARG PROPERTY

MAYO MINING DISTRICT, Y.T.

NTS: 106 D/7

UNDILUTED MINERAL RESERVE BLOCKS
SECTION 2510 E



DATE: OCTOBER, 1989
BY: J.P.FRANZEN, P.Eng.

FIGURE No. 3

Prepared by: RWR MINERAL GRAPHICS LTD.

SOUTH

NORTH

1500 m

1500 m

1400 m

1400 m



1300 m

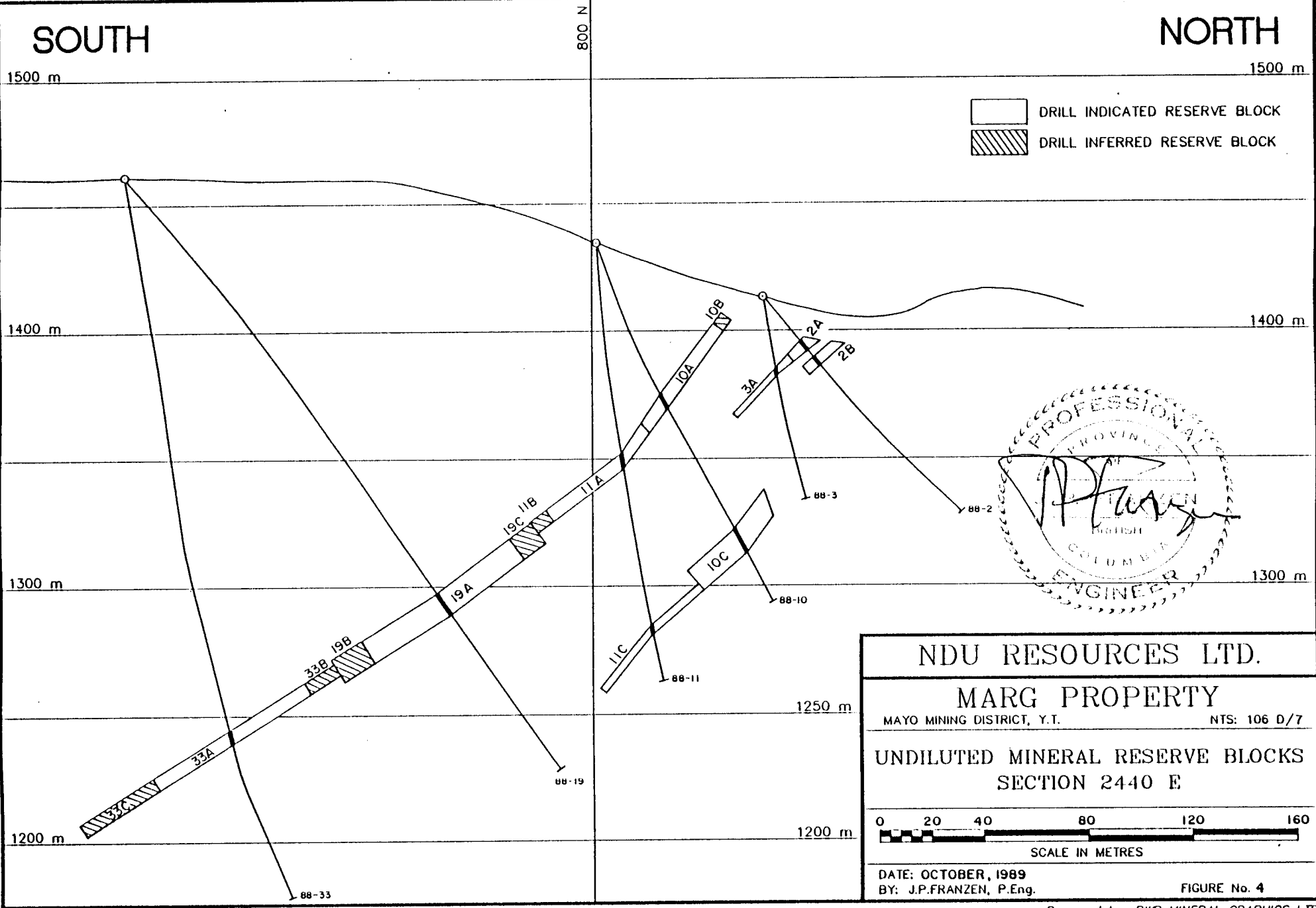
1300 m

1200 m

1200 m

800 N

-  DRILL INDICATED RESERVE BLOCK
-  DRILL INFERRED RESERVE BLOCK




NDU RESOURCES LTD.

MARG PROPERTY

MAYO MINING DISTRICT, Y.T.

NTS: 106 D/7

UNDILUTED MINERAL RESERVE BLOCKS
SECTION 2440 E



DATE: OCTOBER, 1989
BY: J.P.FRANZEN, P.Eng.

FIGURE No. 4

Prepared by: RWR MINERAL GRAPHICS LTD.

SOUTH

NORTH

1500 m

1500 m

1400 m

1400 m

1300 m

1300 m

1200 m


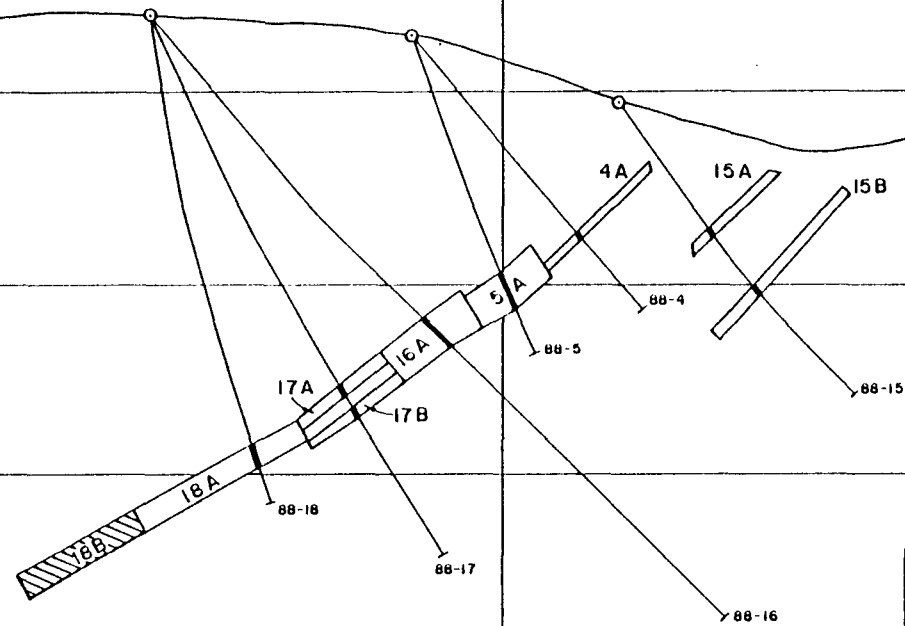
1250 m

1200 m

N
800

DRILL INDICATED RESERVE BLOCK

 DRILL INFERRED RESERVE BLOCK



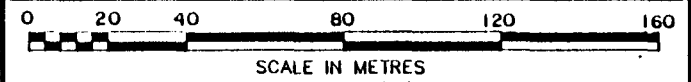
NDU RESOURCES LTD.

MARG PROPERTY

MAYO MINING DISTRICT, Y.T.

NTS: 106 D/7

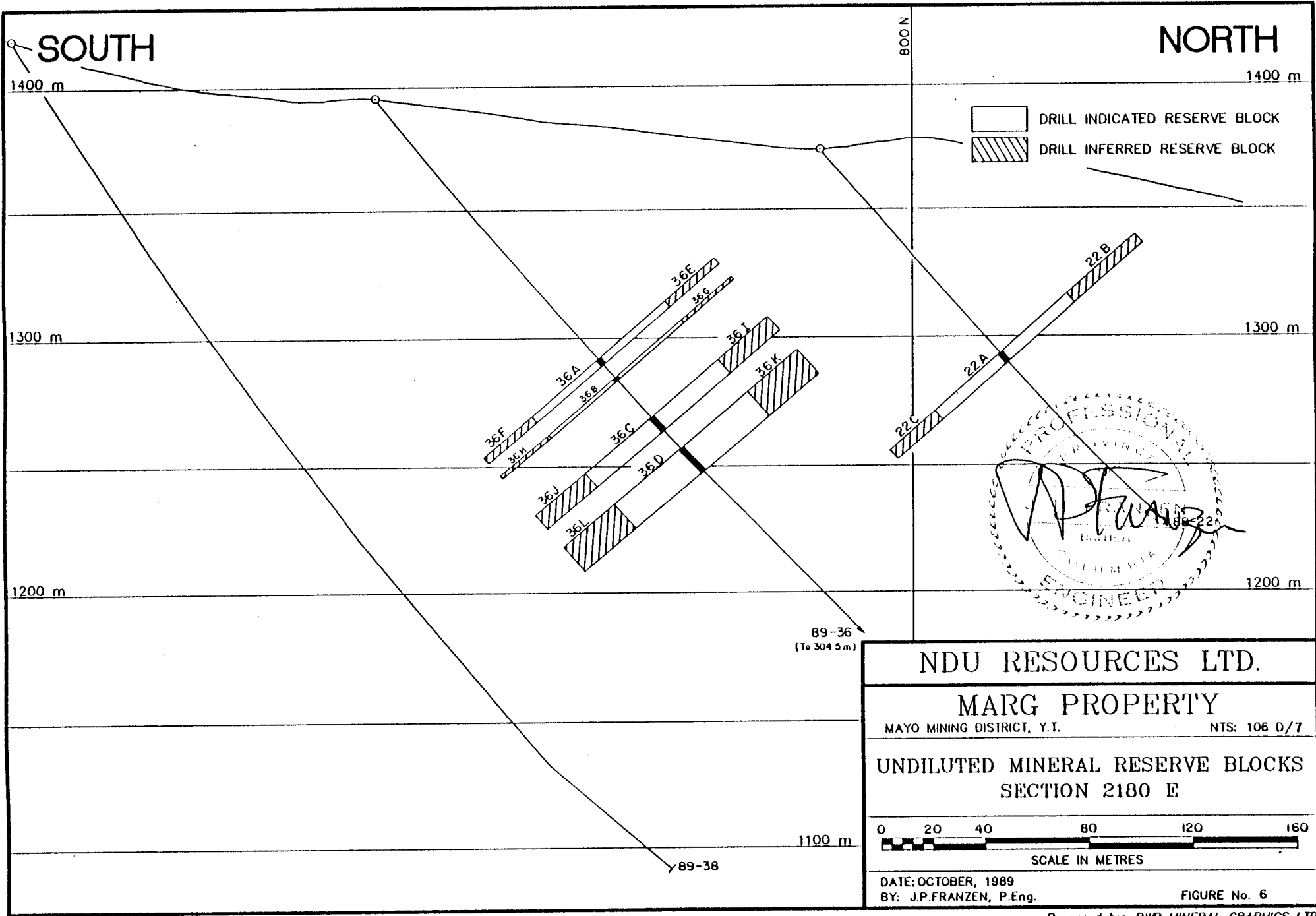
UNDILUTED MINERAL RESERVE BLOCKS
SECTION 2370 E



DATE: OCTOBER, 1989
BY: J.P.FRANZEN, P.Eng.

FIGURE No. 5

Prepared by: RWR MINERAL GRAPHICS LTD.



NDU RESOURCES LTD.

MARG PROPERTY

MAYO MINING DISTRICT, Y.T. NTS: 106 D/7

**UNDILUTED MINERAL RESERVE BLOCKS
SECTION 2180 E**

0 20 40 80 120 160

SCALE IN METRES

DATE: OCTOBER, 1989 FIGURE No. 6

BY: J.P.FRANZEN, P.Eng.

APPENDIX A

UNDILUTED TONNAGE AND GRADE CALCULATIONS
CROSS SECTIONS 2650E, 2580E, 2510E, 2440E, 2370E, 2180E

MARG PROPERTY
UNDILUTED MINERAL RESERVES
October 16, 1989
Cross Section 2650 E

Block	Drill Hole	Interval (m)		Width (m)	True Width (m)	Length (m)	Infl (m)	Volume (m ³)	Specific Gravity	Tons	%			oz/ton	
		From	To								Cu	Pb	Zn	Ag	Au
DRILL INDICATED															
<u>35A</u>	<u>89-35</u>	<u>292.5</u>	<u>296.2</u>	<u>3.7</u>	<u>3.7</u>	<u>70</u>	<u>70</u>	<u>18130</u>	<u>4.25</u>	<u>84760</u>	<u>1.58</u>	<u>3.45</u>	<u>6.35</u>	<u>1.65</u>	<u>0.035</u>
TOTAL DRILL INDICATED								18130	4.25	84760	1.58	3.45	6.35	1.65	0.035
DRILL INFERRED															
<u>35B</u>	<u>89-35</u>	<u>292.5</u>	<u>296.2</u>	<u>3.7</u>	<u>3.7</u>	<u>35</u>	<u>105</u>	<u>13600</u>	<u>4.25</u>	<u>63700</u>	<u>1.58</u>	<u>3.45</u>	<u>6.35</u>	<u>1.65</u>	<u>0.035</u>
<u>35C</u>	<u>89-35</u>	<u>292.5</u>	<u>296.2</u>	<u>3.7</u>	<u>3.7</u>	<u>35</u>	<u>105</u>	<u>13600</u>	<u>4.25</u>	<u>63700</u>	<u>1.58</u>	<u>3.45</u>	<u>6.35</u>	<u>1.65</u>	<u>0.035</u>
TOTAL DRILL INFERRED								27200	4.25	127400	1.58	3.45	6.35	1.65	0.035
GRAND TOTAL DRILL INDICATED AND INFERRED										212160	1.58	3.45	6.35	1.65	0.035

MARG PROPERTY
UNDILUTED MINERAL RESERVES
October 16, 1989
Cross Section 2580 E

Block	Drill Hole	Interval (m)		Width (m)	True Width (m)	Length (m)	Infl (m)	Volume (m ³)	Specific Gravity	Tons	%			oz/ton	
		From	To								Cu	Pb	Zn	Ag	Au
DRILL INDICATED															
21A	88-21	161.5	164.8	3.3	3.3	46	70	10626	4.22	49429	2.56	2.48	5.25	2.11	0.034
21B	88-21	171.7	174.2	2.5	2.4	48	70	8064	4.25	37778	1.46	2.10	4.10	1.78	0.022
21C	88-21	182.4	187.5	5.1	3.8	48	70	12768	4.20	59111	1.50	2.32	4.84	1.97	0.031
28A	88-28	156.9	160.0	3.1	3.1	46	70	9982	3.29	36200	1.39	1.81	3.46	1.49	0.015
30A	88-30	188.6	192.2	3.6	3.0	69	70	14490	4.20	67084	1.05	2.85	5.21	1.70	0.027
34A	89-34	320.2	322.5	2.3	2.3	70	70	11270	4.25	52687	1.77	3.00	5.50	1.86	0.018
TOTAL DRILL INDICATED								67200	4.08	302400	1.60	2.49	4.85	1.83	0.025
DRILL INFERRED															
30B	88-30	188.6	192.2	3.6	3.0	35	105	11025	4.20	51042	1.05	2.85	5.21	1.70	0.027
34B	89-34	320.2	322.5	2.3	2.3	35	105	8453	4.25	39600	1.77	3.00	5.50	1.86	0.018
34C	89-34	320.2	322.5	2.3	2.3	35	105	8453	4.25	39600	1.77	3.00	5.50	1.86	0.018
TOTAL DRILL INFERRED								27931	4.23	130200	1.49	2.94	5.39	1.80	0.022
GRAND TOTAL DRILL INDICATED AND INFERRED										432600	1.57	2.63	5.01	1.83	0.024

**MARG PROPERTY
UNDILUTED MINERAL RESERVES**

October 16, 1989

Cross Section 2510 E

Block	Drill Hole	Interval (m)		Width (m)	True Width (m)	Length (m)	Infl (m)	Volume (m ³)	Specific Gravity	Tons	%			oz/ton	
		From	To								Cu	Pb	Zn	Ag	Au
DRILL INDICATED															
12A	88-12	65.0	68.7	3.7	3.0	43	70	9030	4.00	39815	3.14	4.84	9.21	3.18	0.053
12B	88-12	73.9	79.8	6.0	5.5	50	70	19250	4.00	84877	2.03	3.31	5.85	3.09	0.042
13A	88-13	82.3	94.0	11.7	10.3	38	70	27398	3.77	113857	1.41	2.52	4.45	2.25	0.031
20A	88-20A	187.2	189.3	2.1	2.1	39	70	5733	3.40	21486	1.74	1.87	3.97	1.91	0.034
20B	88-20B	221.3	223.5	2.2	2.2	45	70	6930	3.61	27577	1.26	2.10	4.04	1.55	0.018
20C	88-20C	226.7	229.2	2.5	2.5	50	70	8750	3.35	32311	0.93	1.77	3.23	1.41	0.014
23A	88-23A	209.2	215.1	5.9	5.0	56	70	19600	4.25	91822	1.91	3.07	6.49	2.20	0.028
23C	88-23C	263.8	269.2	5.3	5.0	66	70	23100	3.88	98797	1.24	2.07	3.95	1.94	0.038
25A	88-25A	181.5	187.5	6.0	6.0	45	70	18900	3.74	77917	1.98	1.22	3.40	1.47	0.023
TOTAL DRILL INDICATED								138691	3.85	588459	1.72	2.54	4.97	2.18	0.032
DRILL INFERRED															
23B	88-23	209.2	215.1	5.9	5.0	35	70	12250	4.25	57388	1.91	3.07	6.49	2.20	0.028
23D	88-23	263.8	269.2	5.4	5.0	35	70	12250	3.88	52392	1.24	2.07	3.95	1.94	0.038
TOTAL DRILL INFERRED					5.0	35	70	24500	4.07	109781	1.59	2.59	5.28	2.08	0.033
GRAND TOTAL DRILL INDICATED AND INFERRED										698300	1.70	2.55	5.02	2.16	0.032

**MARG PROPERTY
UNDILUTED MINERAL RESERVES**

October 16, 1989

Cross Section 2440 E

Block	Drill Hole	Interval (m)		Width (m)	True Width (m)	Length (m)	Infl (m)	Volume (m ³)	Specific Gravity	Tons	%			oz/ton	
		From	To								Cu	Pb	Zn	Ag	Au
DRILL INDICATED															
2A	88-2	18.9	25.1	6.2	4.0	11	70	3080	2.99	10151	0.26	5.77	0.02	9.30	0.050
2B	88-2	28.2	32.6	4.4	4.4	16	70	4928	3.66	19882	3.99	1.74	3.44	1.66	0.029
3A	88-3	28.3	29.4	1.1	0.7	31	70	1519	4.25	7116	5.41	3.05	6.72	2.97	0.010
10A	88-10	62.7	68.6	5.9	5.4	48	70	18144	4.25	85001	2.92	3.33	5.80	1.81	0.048
10C	88-10	123.3	133.6	10.3	10.0	42	70	29400	3.90	126390	1.32	2.50	4.45	1.91	0.047
11A	88-11	82.2	87.8	5.6	4.7	51	70	16779	4.18	77311	2.24	3.05	5.87	1.16	0.027
11C	88-11	150.0	152.9	2.9	2.3	55	70	8855	4.25	41484	1.52	3.17	5.57	2.47	0.050
19A	88-19	203.7	214.9	11.2	11.2	70	70	54880	4.12	249236	2.55	2.71	6.26	1.86	0.022
33A	88-33	222.5	227.2	4.7	4.5	70	70	22050	3.82	92848	1.57	2.19	4.29	1.36	0.016
TOTAL DRILL INDICATED								159635	4.03	709418	2.19	2.76	5.38	1.87	0.031
DRILL INFERRED															
10B	88-10	62.7	68.6	5.9	5.4	5	70	1890	4.25	8854	2.92	3.33	5.80	1.81	0.048
11B	88-11	82.2	87.8	5.6	4.7	8	70	2632	4.18	12127	2.24	3.05	5.87	1.16	0.027
19B	88-19	203.7	214.9	11.2	11.2	14	70	10976	4.12	49847	2.55	2.71	6.26	1.86	0.022
19C	88-19	203.7	214.9	11.2	11.2	11	70	8624	4.12	39166	2.55	2.71	6.26	1.86	0.022
33B	88-33	222.5	227.2	4.7	4.5	14	70	4410	3.82	18570	1.57	2.19	4.29	1.36	0.016
33C	88-33	222.5	227.2	4.7	4.5	35	70	11025	3.82	46424	1.57	2.19	4.29	1.36	0.016
TOTAL DRILL INFERRED								39557	4.01	174988	2.18	2.57	5.48	1.62	0.021
GRAND TOTAL DRILL INDICATED AND INFERRED										884400	2.19	2.72	5.40	1.82	0.029

MARG PROPERTY
UNDILUTED MINERAL RESERVES

October 16, 1989

Cross Section 2370 E

Block	Drill Hole	Interval (m)		Width (m)	True Width (m)	Length (m)	Infl (m)	Volume (m ³)	Specific Gravity	Tons	%			oz/ton	
		From	To								Cu	Pb	Zn	Ag	Au
DRILL INDICATED															
4A	88-4	65.2	68.3	3.1	3.1	38	70	8246	3.10	28178	0.14	6.18	0.02	2.81	0.027
5A	88-5	64.1	74.8	10.7	10.7	22	70	16478	4.25	77196	3.32	3.68	6.59	2.08	0.030
15A	88-15	39.5	41.2	1.7	1.7	30	70	3570	4.07	16016	3.35	2.52	4.64	2.36	0.033
15B	88-15	58.8	61.2	2.4	2.4	50	70	8400	4.05	37500	1.65	2.66	5.20	2.22	0.032
16A	88-16	104.0	114.9	10.9	10.5	25	70	18375	3.73	75550	2.54	2.48	5.31	1.76	0.022
17A	88-17	108.0	111.9	3.9	3.9	28	70	7644	3.93	33114	2.15	2.98	6.14	1.80	0.024
17B	88-17	115.0	118.3	3.3	3.3	29	70	6699	3.65	26953	1.18	0.83	2.08	0.52	0.014
18A	88-18	114.3	120.7	6.4	6.0	48	70	20160	3.48	77334	1.20	1.21	2.79	0.72	0.010
TOTAL DRILL INDICATED								89572	3.77	371841	2.05	2.69	4.45	1.68	0.023
DRILL INFERRED															
18B	88-18	114.3	120.7	6.4	6.0	35	70	14700	3.48	56389	1.20	1.20	2.79	0.72	0.010
TOTAL DRILL INFERRED								14700	3.48	56389	1.20	1.20	2.79	0.72	0.010
GRAND TOTAL DRILL INDICATED AND INFERRED										428200	1.94	2.49	4.23	1.55	0.021

MARG PROPERTY
UNDILUTED MINERAL RESERVES

October 16, 1989

Cross Section 2180 E

Block	Drill Hole	Interval (m)		Width (m)	True Width (m)	Length (m)	Infl (m)	Volume (m ³)	Specific Gravity	Tons	%			oz/ton	
		From	To								Cu	Pb	Zn	Ag	Au
DRILL INDICATED															
22A	89-22	107.7	111.3	3.6	3.6	70	70	17640	4.25	82639	1.97	2.87	5.64	2.00	0.026
36A	89-36	139.5	141.4	1.9	1.9	70	70	9310	4.25	43524	1.45	3.65	4.67	2.60	0.056
36B	89-36	148.5	149.4	0.9	0.9	70	70	4410	4.25	20660	2.21	5.29	9.63	3.73	0.072
36C	89-36	170.1	177.2	7.1	7.1	70	70	34790	3.75	143809	1.15	2.43	4.36	1.88	0.063
36D	89-36	188.9	200.3	11.4	11.4	70	70	55860	3.42	210585	1.47	2.27	4.15	1.95	0.043
TOTAL DRILL INDICATED								122010	3.73	501217	1.50	2.66	4.74	2.07	0.048
DRILL INFERRED															
22B	89-22	107.7	111.3	3.6	3.6	35	125	15750	4.25	73786	1.97	2.87	5.64	2.00	0.026
22C	89-22	107.7	111.3	3.6	3.6	24	125	10800	4.25	50596	1.97	2.87	5.64	2.00	0.026
36E	89-36	139.5	141.4	1.9	1.9	26	125	6175	4.25	28928	1.45	3.65	4.67	2.60	0.056
36F	89-36	139.5	141.4	1.9	1.9	26	125	6175	4.25	28928	1.45	3.65	4.67	2.60	0.056
36G	89-36	148.5	149.4	0.9	0.9	26	125	2925	4.25	13703	2.21	5.29	9.63	3.73	0.072
36H	89-36	148.5	149.4	0.9	0.9	26	125	2925	4.25	13703	2.21	5.29	9.63	3.73	0.072
36I	89-36	170.1	177.2	7.1	7.1	26	125	23075	3.75	95383	1.15	2.43	4.36	1.88	0.063
36J	89-36	170.1	177.2	7.1	7.1	26	125	23075	3.75	95383	1.15	2.43	4.36	1.88	0.063
36K	89-36	188.9	200.3	11.4	11.4	26	125	37050	3.42	139674	1.47	2.27	4.15	1.95	0.043
36L	89-36	188.9	200.3	11.4	11.4	26	125	37050	3.42	139674	1.47	2.27	4.15	1.95	0.043
TOTAL DRILL INFERRED								165000	3.74	679758	1.50	2.66	4.74	2.07	0.048
GRAND TOTAL DRILL INDICATED AND INFERRED										1181000	1.50	2.66	4.74	2.07	0.048



092797

APPENDIX D

GEOCHEMICAL CERTIFICATES

1989 RECONNAISSANCE SOIL, STREAM SEDIMENT AND ROCK SAMPLES

CHEMEX LABS LTD.



Chemex Labs Ltd.

Analytical Chemists • Geochemists • Registered Assayers
 212 BROOKSBANK AVE., NORTH VANCOUVER,
 BRITISH COLUMBIA, CANADA V7J-2C1
 PHONE (604) 984-0221

ARCHER CATHRO & ASSOC. (1981) LTD.

3125 3RD AVE., BOX 4127
 WHITEHORSE, YT
 Y1A 3S9

Project : MARG
 Comments :

Page no. : 1-A
 Tot. Pages : 1
 Date : 2-JUL-89
 Invoice # : I-8918667
 P.O. # : NONE

CERTIFICATE OF ANALYSIS A8918667

SAMPLE DESCRIPTION	PREP CODE		Au ppb	Al %	Ag ppm	As ppm	Ba ppm	Be ppm	Bi ppm	Ca %	Cd ppm	Co ppm	Cr ppm	Cu ppm	Fe %	Ga ppm	Hg ppm	K %	La ppm	Mg %	Mn ppm
	205	238	FA+AA	%	ppm	ppm	ppm	ppm	ppm	%	ppm	ppm	ppm	ppm	%	ppm	ppm	%	ppm	%	ppm
S 08547	205	238	< 5	0.44	< 0.2	30	40	< 0.5	< 2	0.01	< 0.5	11	19	156	12.55	< 10	< 1	0.04	< 10	0.11	200
S 08548	205	238	< 5	0.46	0.2	20	140	0.5	< 2	0.02	< 0.5	3	233	56	4.96	< 10	< 1	0.22	10	0.05	50
S 08549	205	238	< 5	1.58	1.4	< 5	270	0.5	< 2	0.14	4.5	19	241	150	5.01	< 10	< 1	0.12	20	1.03	200
S 08550	205	238	< 5	0.84	0.4	< 5	250	< 0.5	< 2	0.04	< 0.5	12	166	33	8.92	< 10	< 1	0.12	40	0.45	195

CERTIFICATION : _____



Chemex Labs Ltd.

Analytical Chemists • Geochemists • Registered Assayers

212 BROOKSBANK AVE., NORTH VANCOUVER,
BRITISH COLUMBIA, CANADA V7J-2C1

PHONE (604) 984-0221

Lab: ARCHER CATHRO & ASSOC. (1981) LTD.

3125 3RD AVE., BOX 4127
WHITEHORSE, YT
Y1A 3S9

Project: MARG
Comments:

Page No.: 1-B
Tot. Pages: 1
Date: 2-JUL-89
Invoice #: I-8918667
P.O. #: NONE

CERTIFICATE OF ANALYSIS A8918667

SAMPLE DESCRIPTION	PREP CODE		Mb	Na	Ni	P	Pb	Sb	Sc	Sr	Ti	Tl	U	V	W	Zn
			ppm	%	ppm	ppm	ppm	ppm	ppm	ppm	%	ppm	ppm	ppm	ppm	ppm
S 08547	205	238	< 1	< 0.01	22	840	4	< 5	1	1	< 0.01	< 10	< 10	2	< 10	362
S 08548	205	238	8	0.01	8	500	18	< 5	< 1	3	< 0.01	< 10	< 10	4	< 10	190
S 08549	205	238	< 1	0.03	66	860	6	< 5	3	14	< 0.01	< 10	< 10	39	< 10	226
S 08550	205	238	< 1	0.01	20	1130	22	< 5	2	10	< 0.01	< 10	< 10	4	< 10	228

CERTIFICATION : _____



Chemex Labs Ltd.

Analytical Chemists • Geochemists • Registered Assayers

212 BROOKSBANK AVE., NORTH VANCOUVER,
BRITISH COLUMBIA, CANADA V7J-1C1

PHONE (604) 984-0221

ARCHER CATHRO & ASSOC. (1981) LTD.

3125 3RD AVE., BOX 4127
WHITEHORSE, YT
Y1A 3S9

Project: MARG
Comments:

Page: 1-A
Total Pages: 1
Date: 4-JUL-89
Invoice #: I-8919085
P.O. #: NONE

CERTIFICATE OF ANALYSIS A8919085

SAMPLE DESCRIPTION	PREP CODE		Au	Al	Ag	As	Ba	Be	Bi	Ca	Cd	Co	Cr	Cu	Fe	Ga	Hg	K	La	Mg	Mn
			ppb FA+AA	%	ppm	ppm	ppm	ppm	ppm	ppm	%	ppm	ppm	ppm	ppm	%	ppm	ppm	%	ppm	%
S 8556	205	238	< 5	4.11	< 0.2	< 5	10	< 0.5	< 2	1.28	< 0.5	22	94	358	10.35	< 10	< 1	< 0.01	10	2.84	995
S 8557	205	238	< 5	3.68	0.6	20	60	1.0	< 2	0.20	< 0.5	7	77	123	9.88	10	< 1	0.06	40	0.81	460
S 8559	205	238	10	0.47	3.6	10	220	< 0.5	< 2	0.04	3.5	12	102	151	4.40	< 10	< 1	0.10	10	0.17	25
S 8560	205	238	< 5	2.40	0.4	20	40	< 0.5	< 2	0.06	< 0.5	6	141	34	4.59	< 10	< 1	0.01	20	1.02	200

CERTIFICATION : _____



Chemex Labs Ltd.

Analytical Chemists • Geochemists • Registered Assayers

212 BROOKSBANK AVE., NORTH VANCOUVER,
BRITISH COLUMBIA, CANADA V7J-2C1

PHONE (604) 984-0221

ARCHER CATHRO & ASSOC. (1981) LTD.

3125 3RD AVE., BOX 4127
WHITEHORSE, YT
Y1A 3S9

Project : MARG

Comments :

Page : 1-B
Tot. pages: 1
Date : 4-JUL-89
Invoice # : I-8919085
P.O. # : NONE

CERTIFICATE OF ANALYSIS A8919085

SAMPLE DESCRIPTION	PREP CODE		Mo	Na	Ni	P	Pb	Sb	Sc	Sr	Ti	Tl	U	V	W	Zn
			ppm	%	ppm	ppm	ppm	ppm	ppm	ppm	%	ppm	ppm	ppm	ppm	ppm
S 8556	205	238	< 1	< 0.01	27	920	2	< 5	7	32	0.98	< 10	< 10	196	< 10	146
S 8557	205	238	< 1	0.02	15	1980	2	5	9	28	0.14	< 10	< 10	100	< 10	86
S 8559	205	238	48	< 0.01	71	390	28	< 5	1	3	< 0.01	< 10	< 10	46	< 10	386
S 8560	205	238	< 1	0.02	21	820	2	< 5	7	8	< 0.01	< 10	< 10	60	< 10	142

CERTIFICATION : _____



Chemex Labs Ltd.

Analytical Chemists • Geochemists • Registered Assayers

212 BROOKSBANK AVE., NORTH VANCOUVER,
BRITISH COLUMBIA, CANADA V7J-2C1

PHONE (604) 984-0221

ARCHER CATHRO & ASSOC. (1981) LTD.

3125 3RD AVE., BOX 4127
WHITEHORSE, YT
Y1A 3S9

Project : MARG

Comments:

Page : 1-A
Total Pages: 1
Date : 4-JUL-89
Invoice # : I-8919086
P.O. # : NONE

CERTIFICATE OF ANALYSIS A8919086

SAMPLE DESCRIPTION	PREP CODE	Au ppb FA+AA	Al %	Ag ppm	As ppm	Ba ppm	Be ppm	Bi ppm	Ca %	Cd ppm	Co ppm	Cr ppm	Cu ppm	Fe %	Ga ppm	Hg ppm	K %	La ppm	Mg %	Mn ppm
S 8553	203 238	< 5	1.09	1.4	35	310	0.5	< 2	0.07	< 0.5	5	118	49	3.81	< 10	< 1	0.09	30	0.57	200
S 8554	203 238	< 5	0.59	2.6	45	280	0.5	< 2	0.07	1.0	4	78	56	3.45	< 10	< 1	0.08	10	0.14	155
S 8555	203 238	< 5	1.68	1.2	30	270	0.5	< 2	0.14	0.5	7	91	75	4.03	< 10	2	0.11	30	0.54	170
S 8558	203 238	< 5	1.37	1.2	130	210	0.5	< 2	0.38	4.5	17	151	78	4.57	< 10	2	0.11	30	0.65	525

CERTIFICATION : _____



Chemex Labs Ltd.

Analytical Chemists • Geochemists • Registered Assayers
 212 BROOKSBANK AVE., NORTH VANCOUVER,
 BRITISH COLUMBIA, CANADA V7J-2C1
 PHONE (604) 984-0221

ARCHER CATHRO & ASSOC. (1981) LTD.

3125 JRD AVE., BOX 4127
 WHITEHORSE, YT
 Y1A 3S9

Project: MARG
 Comments:

Page: 1-B
 Total pages: 1
 Date: 4-JUL-89
 Invoice #: I-8919086
 P.O. #: NONE

CERTIFICATE OF ANALYSIS A8919086

SAMPLE DESCRIPTION	PREP CODE		Mo	Na	Ni	P	Pb	Sb	Sc	Sr	Ti	Tl	U	V	W	Zn
			ppm	%	ppm	ppm	ppm	ppm	ppm	ppm	ppm	%	ppm	ppm	ppm	ppm
S 8553	203	238	8	0.02	17	1290	20	< 5	2	32	< 0.01	< 10	< 10	68	< 10	166
S 8554	203	238	18	0.02	22	1560	30	10	1	57	< 0.01	< 10	< 10	55	< 10	254
S 8555	203	238	7	0.01	32	1350	24	< 5	3	18	0.03	< 10	< 10	68	< 10	258
S 8558	203	238	4	0.02	98	1370	24	5	3	33	0.03	< 10	< 10	48	< 10	706

CERTIFICATION : _____



Chemex Labs Ltd.

Analytical Chemists • Geochemists • Registered Assayers

212 BROOKSBANK AVE., NORTH VANCOUVER,
BRITISH COLUMBIA, CANADA V7J-1C1

PHONE (604) 984-0221

ARCHER CATHRO & ASSOC. (1981) LTD.

3125 JRD AVE., BOX 4127
WHITEHORSE, YT
Y1A 3S9

Project : MARG

Comments :

Page no. : 1-A

Tot. Pages: 1

Date : 14-JUL-89

Invoice # : I-8919802

P.O. # : NONE

CERTIFICATE OF ANALYSIS A8919802

SAMPLE DESCRIPTION	PREP CODE		Au ppb	Al %	Ag ppm	As ppm	Ba ppm	Bc ppm	Bi ppm	Ca %	Cd ppm	Co ppm	Cr ppm	Cu ppm	Fe %	Ga ppm	Hg ppm	K %	La ppm	Mg %	Mn ppm
			FATAA	%	ppm	ppm	ppm	ppm	ppm	%	ppm	ppm	ppm	ppm	%	ppm	ppm	%	ppm	%	ppm
S08552	201	238	15	0.67	1.2	30	140	< 0.5	4	0.19	3.0	12	22	80	4.86	< 10	< 1	0.03	20	0.37	375
S08561	201	238	< 5	1.63	0.2	15	120	< 0.5	< 2	0.57	2.5	24	27	91	4.27	< 10	< 1	0.06	20	0.78	540
S08562	201	238	< 5	0.68	0.4	30	160	< 0.5	< 2	0.22	1.5	11	15	56	3.95	< 10	< 1	0.03	20	0.35	305
S08563	201	238	< 5	1.65	0.2	55	80	< 0.5	2	0.13	< 0.5	19	21	70	4.02	< 10	< 1	0.04	20	0.34	490

CERTIFICATION : _____



Chemex Labs Ltd.

Analytical Chemists • Geochemists • Registered Assayers

111 BROOKSBANK AVE., NORTH VANCOUVER,
BRITISH COLUMBIA, CANADA V7J-2C1

PHONE (604) 984-0221

ARCHER CATHRO & ASSOC. (1981) LTD.

3125 JRD AVE., BOX 4127
WHITEHORSE, YT
Y1A 3S9

Project: MARG

Comments:

Page No. 1-B

Tot. Pages: 1

Date: 14-JUL-89

Invoice #: I-8919802

P.O. #: NONE

CERTIFICATE OF ANALYSIS A8919802

SAMPLE DESCRIPTION	PREP CODE		Mo	Na	Ni	P	Pb	Sb	Sc	Sr	Ti	Tl	U	V	W	Zn
			ppm	%	ppm	ppm	ppm	ppm	ppm	ppm	ppm	%	ppm	ppm	ppm	ppm
S08552	201	238	7	< 0.01	49	1310	16	< 5	3	24	< 0.01	< 10	< 10	41	< 10	380
S08561	201	238	1	< 0.01	57	1120	18	< 5	4	26	0.02	< 10	< 10	43	< 10	250
S08562	201	238	4	< 0.01	32	1020	6	< 5	2	20	< 0.01	< 10	< 10	28	< 10	270
S08563	201	238	1	< 0.01	33	640	54	< 5	2	10	0.05	< 10	< 10	34	< 10	106



Chemex Labs Ltd.

Analytical Chemists • Geochemists • Registered Assayers

212 BROOKSBANK AVE., NORTH VANCOUVER
BRITISH COLUMBIA, CANADA V7J-1C1

PHONE (604) 984-0221

ARCHER CATHRO & ASSOC. (1981) LTD.

3125 3RD AVE., BOX 4127
WHITEHORSE, YT
Y1A 3S9

Project : MARG

Comments :

Page No. : 1-A
Tot. Pages: 1
Date : 31-JUL-89
Invoice # : I-8920986
P.O. # : NONE

CERTIFICATE OF ANALYSIS A8920986

SAMPLE DESCRIPTION	PREP CODE		Au ppb	Al %	Ag ppm	As ppm	Ba ppm	Be ppm	Bi ppm	Ca %	Cd ppm	Co ppm	Cr ppm	Cu ppm	Fe %	Ga ppm	Hg ppm	K %	La ppm	Mg %	Mn ppm
	FA+AA																				
T20041	205	238	155	0.48	< 0.2	35	90	< 0.5	< 2	0.02	0.5	< 1	31	66	>15.00	< 10	< 1	0.03	10	0.05	55
T20043	205	238	< 5	0.25	< 0.2	< 5	380	< 0.5	< 2	0.03	1.5	< 1	13	63	>15.00	< 10	< 1	< 0.01	10	0.04	55

CERTIFICATION : _____



Chemex Labs Ltd.

Analytical Chemists • Geochemists • Registered Assayers

212 BROOKSBANK AVE., NORTH VANCOUVER,
BRITISH COLUMBIA, CANADA V7J-1C1

PHONE (604) 984-0221

ARCHER CAITHRO & ASSOC. (1981) LTD.

3125 3RD AVE., BOX 4127
WHITEHORSE, YT
Y1A 3S9

Project : MARG

Comments :

Page No. 1-B

Tot. Pages 1

Date 31-JUL-89

Invoice # I-8920986

P.O. # NONE

CERTIFICATE OF ANALYSIS A8920986

SAMPLE DESCRIPTION	PREP CODE		Mo	Na	Ni	P	Pb	Sb	Sc	Sr	Ti	Tl	U	V	W	Zn
			ppm	%	ppm	ppm	ppm	ppm	ppm	ppm	%	ppm	ppm	ppm	ppm	ppm
T20041	205	238	< 1	< 0.01	13	2240	16	< 5	3	7	0.04	30	< 10	68	< 10	108
T20043	205	238	< 1	< 0.01	1	1450	16	< 5	2	2	< 0.01	50	< 10	49	< 10	92

CERTIFICATION : _____



Chemex Labs Ltd.

Analytical Chemists • Geochemists • Registered Assayers

212 BROOKSBANK AVE., NORTH VANCOUVER,
BRITISH COLUMBIA, CANADA V7J-2C1

PHONE (604) 984-0221

To: ARCHER CATHRO & ASSOC. (1981) LTD.

3125 3RD AVE., BOX 4127
WHITEHORSE, YT
Y1A 3S9

Project: MARG
Comments:

Page no.: 1-A
Tot. Pages: 1
Date: 31-JUL-89
Invoice #: I-8920987
P.O. #: NONE

CERTIFICATE OF ANALYSIS A8920987

SAMPLE DESCRIPTION	PREP CODE	Au ppb FA+AA	Al %	Ag ppm	As ppm	Ba ppm	Be ppm	Bi ppm	Ca %	Cd ppm	Co ppm	Cr ppm	Cu ppm	Fe %	Ga ppm	Hg ppm	K %	La ppm	Mg %	Mn ppm
T20038	203 238	< 5	2.08	0.4	20	640	< 0.5	< 2	0.20	0.5	8	94	49	3.79	< 10	< 1	0.17	30	0.55	225
T20039	203 238	10	2.11	0.4	120	1250	< 0.5	< 2	0.13	< 0.5	6	108	50	4.72	< 10	< 1	0.35	40	0.41	225
T20040	203 238	< 5	1.12	< 0.2	105	180	< 0.5	< 2	0.06	1.5	< 1	49	102	>15.00	< 10	< 1	0.07	10	0.13	160
T20042	203 238	< 5	0.53	< 0.2	< 5	110	< 0.5	< 2	0.03	3.0	< 1	27	76	>15.00	< 10	< 1	0.03	10	0.06	50
T20044	203 238	< 5	2.44	0.4	60	490	< 0.5	2	0.14	2.5	10	99	51	4.88	< 10	< 1	0.16	20	0.53	340
T20045	203 238	< 5	2.19	0.2	13	440	< 0.5	4	0.23	6.5	7	105	30	4.13	< 10	< 1	0.14	20	0.53	275
T20046	203 238	< 5	2.05	0.6	100	650	< 0.5	2	0.65	6.5	11	82	60	3.31	< 10	< 1	0.14	20	0.50	605
T20047	203 238	< 5	0.83	< 0.2	< 5	360	< 0.5	< 2	0.35	18.5	136	47	49	>15.00	< 10	< 1	0.07	20	0.26	6400

CERTIFICATION : _____



Chemex Labs Ltd.

Analytical Chemists • Geochemists • Registered Assayers

212 BROOKSBANK AVE., NORTH VANCOUVER,
BRITISH COLUMBIA, CANADA V7J-2C1

PHONE (604) 984-0111

TO: ARCHER CATHRO & ASSOC. (1981) LTD.

3125 3RD AVE., BOX 4127
WHITEHORSE, YT
Y1A 3S9

Project: MARGI

Comments:

Page No.: 1-B
Tot. Pages: 1
Date: 31-JUL-89
Invoice #: I-8920987
P.O. #: NONE

CERTIFICATE OF ANALYSIS A8920987

SAMPLE DESCRIPTION	PREP CODE		Mo	Na	Ni	P	Pb	Sb	Sc	Sr	Ti	Tl	U	V	W	Zn
			ppm	%	ppm	ppm	ppm	ppm	ppm	ppm	ppm	%	ppm	ppm	ppm	ppm
T20038	203	238	4	0.02	34	1120	18	< 5	4	35	0.08	< 10	< 10	85	< 10	128
T20039	203	238	7	0.03	22	1020	34	5	4	65	0.04	< 10	< 10	59	< 10	146
T20040	203	238	< 1	0.01	14	7900	10	< 5	3	14	0.04	20	< 10	105	< 10	94
T20042	203	238	< 1	< 0.01	6	5760	< 2	< 5	3	3	0.01	40	< 10	92	< 10	94
T20044	203	238	3	0.01	40	610	8	< 5	5	25	0.08	< 10	< 10	100	< 10	248
T20045	203	238	2	0.02	32	670	10	< 5	4	26	0.09	< 10	< 10	101	< 10	226
T20046	203	238	< 1	0.02	38	850	14	5	3	47	0.08	< 10	< 10	101	< 10	328
T20047	203	238	22	0.01	188	1320	10	< 5	4	25	0.05	< 10	< 10	37	< 10	1270



Chemex Labs Ltd.

Analytical Chemists • Geochemists • Registered Assayers
 212 BROOKSBANK AVE. NORTH VANCOUVER
 BRITISH COLUMBIA, CANADA V7J-2C1
 PHONE (604) 984-0221

RESEARCH CHEMISTS & ASSOC. (1981) LTD.

3125 3RD AVE., BOX 4127
 WHITEHORSE, YT
 Y1A 3S9

Project: MARG
 Comments:

Page: 1-A
 Tot. Pages: 1
 Date: 6-AUG-89
 Invoice #: I-8921656
 P.O. #: NONE

CERTIFICATE OF ANALYSIS A8921656

SAMPLE DESCRIPTION	PREP CODE	Al %	Ag ppm	As ppm	Ba ppm	Be ppm	Bi ppm	Ca %	Cd ppm	Co ppm	Cr ppm	Cu ppm	Fe %	Ga ppm	Hg ppm	K %	La ppm	Mg %	Mn ppm	Mo ppm
S08161	201 203	1.59	0.4	5	440	< 0.5	2	0.72	4.5	17	100	89	3.21	< 10	< 1	0.06	< 10	0.93	405	1
S08162	201 203	1.56	0.6	25	340	< 0.5	2	0.23	0.5	12	141	86	4.27	< 10	< 1	0.11	10	0.59	340	8
S08163	201 203	1.31	0.8	60	370	0.5	< 2	0.20	0.5	10	24	71	3.96	< 10	2	0.07	20	0.38	300	12
S08164	201 203	1.49	0.6	35	680	0.5	< 2	0.22	0.5	9	180	59	3.52	< 10	< 1	0.15	20	0.49	245	6
S08165	201 203	1.59	0.2	20	280	0.5	< 2	0.06	0.5	8	26	90	3.82	< 10	1	0.09	10	0.35	290	3
S08166	201 203	1.73	0.4	45	600	< 0.5	2	0.12	< 0.5	8	30	73	3.93	< 10	1	0.08	20	0.51	180	5
S08167	201 203	1.28	1.4	145	580	< 0.5	< 2	0.38	10.0	19	101	71	4.85	< 10	< 1	0.12	10	0.44	485	1
S08168	201 203	1.45	1.0	10	1780	0.5	< 2	0.36	5.5	14	106	42	2.82	< 10	3	0.08	10	0.26	1100	2
S08169	201 203	1.30	0.4	55	590	< 0.5	< 2	0.21	1.5	8	24	52	3.59	< 10	1	0.06	10	0.44	240	5
S08170	201 203	2.20	0.2	20	370	0.5	< 2	0.10	0.5	13	37	52	3.66	< 10	1	0.08	10	0.55	445	2
S08181	201 203	1.32	0.8	35	450	< 0.5	< 2	0.26	2.0	15	24	139	3.56	< 10	< 1	0.04	10	0.49	520	10
S08182	201 203	1.09	1.6	45	3180	< 0.5	< 2	0.23	1.0	7	20	40	3.30	< 10	< 1	0.08	20	0.29	205	17
S08183	201 203	1.30	0.6	50	350	< 0.5	< 2	0.11	0.5	8	25	48	4.07	< 10	< 1	0.07	20	0.38	195	6
S08184	201 203	1.52	0.4	25	560	< 0.5	< 2	0.14	0.5	5	27	46	3.34	< 10	1	0.09	20	0.39	195	5
S08185	201 203	2.18	0.8	5	260	< 0.5	< 2	0.11	3.5	11	34	36	3.88	< 10	< 1	0.08	20	0.44	360	1
S08186	201 203	1.32	0.2	30	630	< 0.5	< 2	0.09	< 0.5	6	23	42	2.96	< 10	< 1	0.04	10	0.37	115	4
S08187	201 203	2.64	0.2	35	330	1.0	< 2	0.26	< 0.5	15	39	22	3.96	< 10	< 1	0.06	30	0.51	715	1
S08188	201 203	2.03	< 0.2	25	400	0.5	< 2	0.11	< 0.5	11	32	13	4.17	< 10	1	0.05	10	0.47	380	1
S08189	201 203	1.41	0.2	15	460	< 0.5	< 2	0.16	0.5	9	31	50	3.52	< 10	< 1	0.07	10	0.39	410	1
S08190	201 203	1.18	0.4	45	680	< 0.5	2	0.39	2.0	15	108	55	3.70	< 10	< 1	0.14	10	0.50	590	5
T20079	201 203	2.69	0.2	30	150	0.5	< 2	0.15	< 0.5	14	35	144	3.59	< 10	< 1	0.04	10	0.63	265	2
T20080	201 203	2.54	0.8	20	180	0.5	4	0.15	1.0	15	35	145	3.75	< 10	< 1	0.06	10	0.58	315	2
T20081	201 203	6.96	1.2	35	140	3.0	2	0.33	2.5	84	38	801	4.22	< 10	< 1	0.05	20	0.77	850	< 1
T20082	201 203	7.66	1.4	55	140	4.0	2	0.38	4.0	89	38	843	4.10	< 10	4	0.05	20	0.70	1150	< 1
T20083	201 203	1.92	0.6	20	110	0.5	< 2	0.17	1.0	10	29	1270	3.89	< 10	< 1	0.06	20	0.47	235	< 1
T20084	201 203	1.99	1.2	10	320	1.0	< 2	0.09	8.0	247	22	3070	12.30	< 10	< 1	0.05	30	0.30	6920	< 1
T20085	201 203	0.86	< 0.2	290	80	< 0.5	< 2	0.06	2.0	10	86	742	>15.00	< 10	< 1	0.05	< 10	0.20	155	11

CERTIFICATION : _____



Chemex Labs Ltd.

Analytical Chemists * Geochemists * Registered Assayers

212 BROOKSBANK AVE., NORTH VANCOUVER,
BRITISH COLUMBIA, CANADA V7J-2C1

PHONE (604) 984-0221

ARCHER CATHRO & ASSOC. (1981) LTD.

3125 3RD AVE., BOX 4127

WHITEHORSE, YT
Y1A 3S9

Project: MARG

Comments:

Page: 1-B

Tot. Pages: 1

Date: 6-AUG-89

Invoice #: I-8921656

P.O. #: NONE

CERTIFICATE OF ANALYSIS A8921656

SAMPLE DESCRIPTION	PREP CODE	Na %	Ni ppm	P ppm	Pb ppm	Sb ppm	Sc ppm	Sr ppm	Ti %	Tl ppm	U ppm	V ppm	W ppm	Zn ppm
S08161	201 203	0.01	40	810	10	< 5	2	29	0.16	< 10	< 10	62	< 10	120
S08162	201 203	0.01	33	1080	18	< 5	2	26	0.07	< 10	< 10	76	< 10	164
S08163	201 203	0.01	31	1300	22	< 5	1	44	0.02	< 10	< 10	48	< 10	164
S08164	201 203	0.02	32	890	10	< 5	2	60	0.04	< 10	< 10	71	< 10	142
S08165	201 203	0.01	22	610	18	< 5	2	19	0.03	< 10	< 10	66	< 10	154
S08166	201 203	0.01	30	1000	22	< 5	3	54	0.05	< 10	< 10	56	< 10	136
S08167	201 203	0.02	47	1370	18	< 5	4	42	0.05	< 10	< 10	74	< 10	270
S08168	201 203	0.02	29	870	20	< 5	1	35	0.04	< 10	< 10	65	< 10	134
S08169	201 203	0.01	34	1120	16	< 5	1	37	0.02	< 10	< 10	56	< 10	182
S08170	201 203	0.01	24	600	12	< 5	3	12	0.05	< 10	< 10	58	< 10	200
S08181	201 203	0.01	49	1220	8	< 5	2	32	0.02	< 10	< 10	53	< 10	254
S08182	201 203	0.01	23	1890	12	< 5	1	91	0.02	< 10	< 10	54	< 10	130
S08183	201 203	0.01	24	950	16	< 5	1	53	0.03	< 10	< 10	52	< 10	148
S08184	201 203	0.01	22	1360	16	< 5	3	39	0.05	< 10	< 10	68	< 10	122
S08185	201 203	0.01	18	490	12	< 5	3	14	0.07	< 10	< 10	82	< 10	468
S08186	201 203	0.01	23	770	18	< 5	1	41	0.02	< 10	< 10	45	< 10	116
S08187	201 203	0.01	35	830	18	< 5	6	21	0.04	< 10	< 10	48	< 10	200
S08188	201 203	0.01	19	330	16	< 5	3	11	0.03	< 10	< 10	64	< 10	200
S08189	201 203	0.01	21	660	6	< 5	1	10	0.05	< 10	< 10	61	< 10	132
S08190	201 203	0.01	44	1250	16	< 10	3	73	0.02	< 10	< 10	46	< 10	250
T20079	201 203	0.01	44	1210	14	< 5	2	12	0.03	< 10	< 10	49	< 10	192
T20080	201 203	0.01	45	1190	6	< 5	3	12	0.03	< 10	< 10	49	< 10	260
T20081	201 203	0.01	300	1160	20	< 5	5	18	0.05	< 10	< 10	40	< 10	1000
T20082	201 203	0.01	360	1220	12	< 5	5	17	0.04	< 10	< 10	37	< 10	1380
T20083	201 203	0.01	50	1040	638	< 5	3	13	0.03	< 10	< 10	38	< 10	1275
T20084	201 203	0.01	66	720	1670	< 5	6	10	0.04	< 10	< 10	26	< 10	3540
T20085	201 203	0.01	42	470	912	< 5	3	6	0.03	< 10	< 10	7	< 10	4980

CERTIFICATION: _____



Chemex Labs Ltd.

Analytical Chemists • Geochemists • Registered Assayers
212 BROOKSBANK AVE. NORTH VANCOUVER
BRITISH COLUMBIA, CANADA V7J-2C1
PHONE (604) 984-0221

To: ARCHER CATHRO & ASSOC. (1981) LTD.

3125 3RD AVE., BOX 4127
WHITEHORSE, YT
Y1A 3S9

Project: MARG
Comments:

Page No. 1-A
Tot. Pages 1
Date 3-AUG-89
Invoice # 1-8921657
P.O. # NONE

CERTIFICATE OF ANALYSIS A8921657

SAMPLE DESCRIPTION	PREP CODE		Al2O3 %	Ba ppm	CaO %	Co ppm	Cr ppm	Cu ppm	Fe2O3 %	K2O %	La ppm	MgO %
			ICP	(ICP)	ICP	(ICP)	(ICP)	(ICP)	ICP	ICP	ICP	ICP
T20078	205	232	11.80	1910	0.10	5	243	21	8.25	1.20	< 20	2.34



Chemex Labs Ltd.

Analytical Chemists • Geochemists • Registered Assayers
212 BROOKSBANK AVE., NORTH VANCOUVER,
BRITISH COLUMBIA, CANADA V7J-2C1
PHONE (604) 984-0221

ARCHER CATIRO & ASSOC. (1981) LTD

3125 3RD AVE., BOX 4127
WHITEHORSE, YT
Y1A 3S9

Project : MARG
Comments :

Page : 1-B
Total Pages : 1
Date : 3-AUG-89
Invoice # : I-8921657
P.O. # : NONE

CERTIFICATE OF ANALYSIS A8921657

SAMPLE DESCRIPTION	PREP CODE		Mn ppm (ICP)	Mo ppm (ICP)	Na 20 % ICP	Ni ppm (ICP)	P ppm (ICP)	Pb ppm (ICP)	Sr ppm (ICP)	TiO2 % ICP	V ppm (ICP)	Zn ppm (ICP)
	T20078	205	232	115	5	0.40	25	480	40	84	0.59	209

CERTIFICATION : _____



Chemex Labs Ltd.

Analytical Chemists * Geochemists * Registered Assayers

212 BROOKSBANK AVE. NORTH VANCOUVER,
BRITISH COLUMBIA, CANADA V7J-2C1

PHONE (604) 984-0221

ARCHER CAIYRO & ASSOC. (1981) LTD.

3125 3RD AVE., BOX 4127
WHITEHORSE, YT
Y1A 3S9

Project : MARG

Comments :

Page : 1-A
Total pages : 1
Date : 8-AUG-89
Invoice # : 1-8921851
P.O. # : NONE

CERTIFICATE OF ANALYSIS A8921851

SAMPLE DESCRIPTION	PREP CODE	Al %	Ag ppm	As ppm	Ba ppm	Be ppm	Bi ppm	Ca %	Cd ppm	Co ppm	Cr ppm	Cu ppm	Fe %	Ga ppm	Hg ppm	K %	La ppm	Mg %	Mn ppm	Mo ppm
20086	201 238	1.63	1.0	< 5	620	0.5	< 2	0.33	0.5	14	167	58	2.61	< 10	4	0.17	10	0.23	725	< 1
20087	201 238	0.19	< 0.2	10	250	< 0.5	< 2	10.80	< 0.5	11	5	13	>15.00	< 10	< 1	0.01	< 10	0.21	>10000	< 1
20088	203 238	0.16	< 0.2	< 5	210	< 0.5	< 2	1.67	< 0.5	9	6	5	>15.00	< 10	< 1	< 0.01	20	0.10	>10000	< 1
20089	203 238	0.15	< 0.2	< 5	120	< 0.5	< 2	2.13	< 0.5	2	3	5	>15.00	< 10	< 1	< 0.01	10	0.13	3760	< 1

CERTIFICATION : _____



Chemex Labs Ltd.

Analytical Chemists • Geochemists • Registered Assayers

212 BROOKSBANK AVE. NORTH VANCOUVER
BRITISH COLUMBIA, CANADA V7J 2C1

PHONE (604) 984-0221

ARCHER CAIRO & ASSOC. (1981) LTD.

3125 3RD AVE., BOX 4127
WHITEHORSE, YT
Y1A 3S9

Project: MARG
Comments:

Page: 1-B
Total Pages: 1
Date: 8-AUG-89
Invoice #: 1-8921851
P.O. #: NONE

CERTIFICATE OF ANALYSIS A8921851

SAMPLE DESCRIPTION	PREP CODE	Na %	Ni ppm	P ppm	Pb ppm	Sb ppm	Sc ppm	Sr ppm	Ti %	Tl ppm	U ppm	V ppm	W ppm	Zn ppm
20086	201 218	0.02	32	1190	24	5	2	39	0.02	< 10	< 10	44	< 10	124
20087	201 218	< 0.01	46	110	< 2	5	1	189	< 0.01	< 10	< 10	< 1	40	62
20088	203 218	< 0.01	61	50	< 2	10	4	143	< 0.01	< 10	< 10	< 1	< 10	80
20089	203 218	< 0.01	11	80	< 2	10	1	145	< 0.01	< 10	< 10	< 1	10	74

CERTIFICATION : _____



Chemex Labs Ltd.

Analytical Chemists • Geochemists • Registered Assayers

212 BROOKSBANK AVE., NORTH VANCOUVER,
BRITISH COLUMBIA, CANADA V7J-2C1

PHONE (604) 984-0221

ARCHER CATHRO & ASSOC. (1981) LTD

3125 3RD AVE., BOX 4127

WHITEHORSE, YT

Y1A 3S9

Project : MARG

Comments:

Page 1-A

Tot. Pages: 1

Date : 3-AUG-89

Invoice #: I-8921852

P.O. # NONE

CERTIFICATE OF ANALYSIS A8921852

SAMPLE DESCRIPTION	PREP CODE		Al2O3 %	Ba ppm	CaO %	Co ppm	Cr ppm	Cu ppm	Fe2O3 %	K2O %	La ppm	MgO %
			ICP	(ICP)	ICP	(ICP)	(ICP)	(ICP)	ICP	ICP	ICP	ICP
20103	205	232	0.96	220	>25.0	7	25	6	5.20	0.10	< 20	0.67



Chemex Labs Ltd.

Analytical Chemists * Geochemists * Registered Assayers

211 BROOKSBANK AVE., NORTH VANCOUVER,
BRITISH COLUMBIA, CANADA V7J-2C1

PHONE (604) 984-0221

ARCHER CATHERO & ASSOC. (1981) LTD

3125 3RD AVE., BOX 4127
WHITEHORSE, YT
Y1A 3S9

Project: MARG

Comments:

Page no.: 1-B

Tot. Pages: 1

Date: 3-AUG-89

Invoice #: 1-8921852

P.O. #: NONE

CERTIFICATE OF ANALYSIS A8921852

SAMPLE DESCRIPTION	PREP CODE		Mn ppm (ICP)	Mo ppm (ICP)	Na 20 % ICP	Ni ppm (ICP)	P ppm (ICP)	Pb ppm (ICP)	Sr ppm (ICP)	TiO2 % ICP	V ppm (ICP)	Zn ppm (ICP)
	20103	205	232	5120	1	0.06	21	180	5	214	0.05	7

CERTIFICATION: _____



Chemex Labs Ltd.

Analytical Chemists • Geochemists • Registered Assayers

111 BROOKSBANK AVE. NORTH VANCOUVER,
BRITISH COLUMBIA, CANADA V7J-1C1

PHONE (604) 984-0221

RESEARCH & ASSOC. (1981) LTD.

3125 3RD AVE., BOX 4127
WHITEHORSE, YT
Y1A 3S9

Project : JANE

Comments :

Page : 1-A
Tot. Pages: 1
Date : 11-AUG-89
Invoice # : I-8922532
P.O. # : NONE

CERTIFICATE OF ANALYSIS A8922532

SAMPLE DESCRIPTION	PREP CODE	Al %	Ag ppm	As ppm	Ba ppm	Be ppm	Bi ppm	Ca %	Cd ppm	Co ppm	Cr ppm	Cu ppm	Fe %	Ga ppm	Hg ppm	K %	La ppm	Mg %	Mn ppm	Mo ppm
T3701	201 238	2.57	0.2	10	910	1.0	< 2	0.55	6.5	48	150	144	8.07	< 10	< 1	0.06	20	1.51	2250	< 1
T3702	201 238	0.80	2.2	20	210	< 0.5	< 2	0.20	5.0	8	20	105	3.13	10	< 1	0.04	40	0.49	235	13
T3703	201 238	0.79	1.6	5	160	< 0.5	< 2	0.58	8.0	23	18	107	4.37	< 10	< 1	0.05	40	0.59	500	13
T3704	201 238	0.44	3.0	45	170	< 0.5	< 2	0.29	7.5	8	13	111	4.36	< 10	< 1	0.06	10	0.15	200	22
T3705	201 238	1.32	2.2	35	150	0.5	< 2	0.51	23.5	73	34	355	8.92	< 10	< 1	0.02	20	0.66	2020	13
T3706	201 238	1.01	1.4	15	70	< 0.5	< 2	0.17	4.5	18	18	113	4.40	< 10	< 1	0.02	30	0.51	485	7
T3707	201 238	0.45	2.0	45	130	< 0.5	< 2	0.16	1.5	6	16	68	5.15	< 10	< 1	0.04	10	0.19	180	13
T3708	201 238	0.46	2.0	45	130	< 0.5	< 2	0.14	1.5	5	14	61	4.76	< 10	< 1	0.03	10	0.20	190	11

CERTIFICATION : _____



Chemex Labs Ltd.

Analytical Chemists • Geochemists • Registered Assayers

212 BROOKSBANK AVE. NORTH VANCOUVER
BRITISH COLUMBIA, CANADA V7J-1C1

PHONE (604) 984-0221

RESEARCH & ASSOC. (1981) LTD.

3125 3RD AVE., BOX 4127
WHITEHORSE, YT
Y1A 3S9

Project: JANE
Comments:

Page: 1-B
Tot. Pages: 1
Date: 11-AUG-89
Invoice #: 1-8922532
P.O. #: NONE

CERTIFICATE OF ANALYSIS A8922532

SAMPLE DESCRIPTION	PREP CODE		Na	Ni	P	Pb	Sb	Sc	Sr	Ti	Tl	U	V	W	Zn
			%	ppm	ppm	ppm	ppm	ppm	ppm	%	ppm	ppm	ppm	ppm	ppm
T3701	201	238	< 0.01	164	870	4	< 5	21	19	0.03	< 10	< 10	132	< 10	1240
T3702	201	238	< 0.01	28	1220	24	< 5	3	84	< 0.01	< 10	< 10	40	< 10	302
T3703	201	238	< 0.01	74	1800	6	< 5	3	66	0.01	< 10	< 10	56	< 10	654
T3704	201	238	< 0.01	56	3130	16	10	2	82	< 0.01	< 10	10	43	< 10	544
T3705	201	238	< 0.01	248	3260	16	< 5	5	43	0.02	< 10	10	80	< 10	2580
T3706	201	238	< 0.01	50	1410	12	< 5	2	23	< 0.01	< 10	< 10	32	< 10	358
T3707	201	238	< 0.01	35	2150	14	5	2	38	< 0.01	< 10	< 10	36	< 10	320
T3708	201	238	< 0.01	32	2080	16	5	1	37	< 0.01	< 10	< 10	37	< 10	264

CERTIFICATION : _____



Chemex Labs Ltd.

Analytical Chemists • Geochemists • Registered Assayers

111 BROOKSBANK AVE. NORTH VANCOUVER
BRITISH COLUMBIA, CANADA V7J-2C1

PHONE (604) 984-0221

10 ARCHER CATIRO & ASSOC. (1981) LTD.

1125 3RD AVE., BOX 4127
WHITEHORSE, YT
Y1A 3S9

Project: IANF

Comments:

Page No 1-A
Tot. Pages 1
Date 14-AUG-80
Invoice # I-8922533
P.O. # NONE

CERTIFICATE OF ANALYSIS A8922533

SAMPLE DESCRIPTION	PREP CODE		Al2O3 % ICP	Ba ppm (ICP)	CaO % ICP	Co ppm (ICP)	Cr ppm (ICP)	Cu ppm (ICP)	Fe2O3 % ICP	K2O % ICP	La ppm ICP	MgO % ICP
	T3716 T3717	205 205	232 232	12.55 7.64	330 2610	8.98 0.26	47 7	241 132	96 120	8.92 6.87	1.30 1.70	< 20 < 20



Chemex Labs Ltd.

Analytical Chemists • Geochemists • Registered Assayers
112 BROADBANK AVE. NORTH VANCOUVER
BRITISH COLUMBIA, CANADA V7E 1C1
PHONE (604) 984-9221

To: ARCHER CATIRO & ASSOC. (1981) LTD.

3125 3RD AVE., BOX 4127
WHITEHORSE, Y1
Y1A 3S9

Project: IANF
Comments:

Page No.: 1-B
Tot. Pages: 1
Date: 14-AUG-89
Invoice #: 1-8922533
P.O. #: NONE

CERTIFICATE OF ANALYSIS A8922533

SAMPLE DESCRIPTION	PREP CODE		Mn ppm (ICP)	Mo ppm (ICP)	Na2O % ICP	Ni ppm (ICP)	P ppm (ICP)	Pb ppm (ICP)	Sr ppm (ICP)	TiO2 % ICP	V ppm (ICP)	Zn ppm (ICP)
	T3716 T3717	205 205	232 232	490 85	1 11	1.72 0.24	113 92	730 2480	15 25	392 42	0.74 0.17	184 1030



Chemex Labs Ltd.

Analytical Chemists * Geochemists * Registered Assayers
 212 BROOKSBANK AVE., NORTH VANCOUVER,
 BRITISH COLUMBIA, CANADA V7J-2C1
 PHONE (604) 984-0221

RICHER CATHRO & ASSOC. (1981) LTD.

1016 - 510 W. HASTINGS ST.
 VANCOUVER, BC
 V6B 1L8

Project : MARG
 Comments :

Page : 1-A
 Tot. Pages: 1
 Date : 09-AUG-89
 Invoice # : I-8922534
 P.O. # : NONE

CERTIFICATE OF ANALYSIS A8922534

SAMPLE DESCRIPTION	PREP CODE		Al	Ag	As	Ba	Be	Bi	Ca	Cd	Co	Cr	Cu	Fe	Ga	Hg	K	La	Mg	Mn	Mo
			%	ppm	ppm	ppm	ppm	ppm	%	ppm	ppm	ppm	ppm	%	ppm	ppm	%	ppm	%	ppm	ppm
3709	201	238	0.24	< 0.2	165	120	< 0.5	< 2	0.31	41.0	61	4	8	>15.00	< 10	< 1	< 0.01	< 10	0.05	5220	29
3718	201	238	1.95	0.8	400	950	< 0.5	< 2	0.07	0.5	252	33	346	>15.00	< 10	< 1	0.01	20	0.39	>10000	< 1
3719	201	238	0.47	< 0.2	< 5	390	< 0.5	< 2	0.26	3.0	256	10	44	>15.00	< 10	< 1	0.01	10	0.10	>10000	< 1
3720	201	238	0.33	< 0.2	< 5	170	< 0.5	< 2	0.27	2.0	25	7	12	>15.00	< 10	< 1	< 0.01	10	0.07	1935	< 1

CERTIFICATION : _____



Chemex Labs Ltd.

Analytical Chemists * Geochemists * Registered Assayers

212 BROOKSBANK AVE., NORTH VANCOUVER,
BRITISH COLUMBIA, CANADA V7J-2C1

PHONE (604) 984-0221

TECHER CATHRO & ASSOC. (1981) LTD.

1016 - 510 W. HASTINGS ST.
VANCOUVER, BC
V6B 1L8

Project : MARG

Comments :

Page # : 1-B
Tot. Pages: 1
Date : 09-AUG-89
Invoice # : I-8922534
P.O. # : NONE

CERTIFICATE OF ANALYSIS A8922534

SAMPLE DESCRIPTION	PREP CODE	Na %	Ni ppm	P ppm	Pb ppm	Sb ppm	Sc ppm	Sr ppm	Ti %	Tl ppm	U ppm	V ppm	W ppm	Zn ppm
3709	201 238	< 0.01	107	2360	< 2	5	2	25	< 0.01	20	< 10	< 1	< 10	2860
3718	201 238	0.01	871	920	22	< 5	6	5	< 0.01	< 10	< 10	26	< 10	360
3719	201 238	0.01	1090	160	< 2	5	3	11	< 0.01	< 10	< 10	< 1	< 10	1015
3720	201 238	< 0.01	117	150	8	5	4	14	< 0.01	10	< 10	< 1	< 10	342

CERTIFICATION : _____



Chemex Labs Ltd.

Analytical Chemists • Geochemists • Registered Assayers

112 BROOKSBANK AVE. NORTH VANCOUVER
BRITISH COLUMBIA, CANADA V7J-2C1

PHONE (604) 984-0221

ARCHER CATIRO & ASSOC. (1981) LTD.

3125 3RD AVE., BOX 4127
WHITEHORSE, YT
Y1A 3S9

Project: MARG

Comments:

Page : 1-A
Tot. Pages: 1
Date : 14-AUG-89
Invoice # : I-8922535
P.O. # : NONE

CERTIFICATE OF ANALYSIS A8922535

SAMPLE DESCRIPTION	PREP CODE		Al2O3 %	Ba ppm	CaO %	Co ppm	Cr ppm	Cu ppm	Fe2O3 %	K2O %	La ppm	MgO %
			ICP	(ICP)	ICP	(ICP)	(ICP)	(ICP)	ICP	ICP	ICP	ICP
3710	205	232	5.65	250	0.13	5	77	77	6.41	1.10	< 20	0.40
3711	205	232	6.26	840	0.06	3	114	61	20.5	1.60	< 20	0.54
3712	205	232	12.80	340	8.07	47	145	40	9.07	0.60	< 20	4.31
3713	205	232	10.30	320	1.94	8	84	6	3.96	1.70	40	0.18
3714	205	232	13.00	590	1.07	9	84	26	5.00	2.70	40	0.27
3715	205	232	2.14	220	0.10	5	291	6	1.87	0.10	< 20	0.12
3721	205	232	2.73	640	0.36	51	152	392	8.48	0.30	< 20	0.13

CERTIFICATION : _____



Chemex Labs Ltd.

Analytical Chemists • Geochemists • Registered Assayers
 212 BROOKSBANK AVE. NORTH VANCOUVER
 BRITISH COLUMBIA, CANADA V7E-2C1
 PHONE (604) 984-0221

ARCHER CATIRO & ASSOC. (1981) LTD.

3125 3RD AVE., BOX 4127
 WHITEHORSE, YT
 Y1A 3S9

Project: MARG
 Comments:

Page: 1-B
 Total pages: 1
 Date: 14-AUG-89
 Invoice #: I-8922535
 P.O. #: NONE

CERTIFICATE OF ANALYSIS A8922535

SAMPLE DESCRIPTION	PREP CODE	Mn ppm (ICP)	Mb ppm (ICP)	Na2O % ICP	Ni ppm (ICP)	P ppm (ICP)	Pb ppm (ICP)	Sr ppm (ICP)	TiO2 % ICP	V ppm (ICP)	Zn ppm (ICP)
3710	205 232	105	21	0.40	21	100	15	56	0.13	154	110
3711	205 232	260	15	0.28	39	470	375	35	0.12	191	518
3712	205 232	885	1	4.25	30	570	10	288	0.48	158	112
3713	205 232	265	< 1	2.57	6	800	25	128	0.31	32	58
3714	205 232	300	3	2.18	10	1060	10	108	0.33	41	76
3715	205 232	580	1	0.70	14	180	5	12	0.06	4	66
3721	205 232	>10000	5	0.21	43	290	25	230	0.06	157	108

CERTIFICATION : _____



Chemex Labs Ltd.

Analytical Chemists * Geochemists * Registered Assayers

212 BROOKSBANK AVE., NORTH VANCOUVER,
BRITISH COLUMBIA, CANADA V7J-2C1

PHONE (604) 984-0221

To HER CATHRO & ASSOC. (1981) LTD.

1016 - 510 W. HASTINGS ST.
VANCOUVER, BC
V6B 1L8

Project : MARG

Comments :

Page No -A

Tot. Pages 3

Date : 21-AUG-89

Invoice # : I-8923065

P.O. # :

CERTIFICATE OF ANALYSIS A8923065

SAMPLE DESCRIPTION	PREP CODE		Al	Ag	As	Ba	Be	Bi	Ca	Cd	Co	Cr	Cu	Fe	Ga	Hg	K	La	Mg	Mn	Mo
			%	ppm	ppm	ppm	ppm	ppm	%	ppm	ppm	ppm	ppm	%	ppm	ppm	%	ppm	%	ppm	ppm
S 08752	203	238	1.31	< 0.2	5	170	< 0.5	< 2	0.06	< 0.5	15	73	27	3.64	10	< 1	0.11	20	0.16	1430	1
S 08753	203	238	1.14	< 0.2	15	390	< 0.5	< 2	0.10	< 0.5	22	92	18	2.94	10	< 1	0.11	10	0.12	4100	2
S 08754	203	238	1.41	< 0.2	25	230	< 0.5	< 2	0.07	< 0.5	16	101	36	3.80	10	< 1	0.13	20	0.21	1435	3
S 08755	203	238	1.39	< 0.2	35	230	< 0.5	< 2	0.07	< 0.5	12	91	23	3.07	10	< 1	0.11	20	0.22	1505	2
S 08756	203	238	1.19	0.4	35	230	< 0.5	< 2	0.25	< 0.5	30	139	46	5.37	10	< 1	0.20	40	0.21	1560	9
S 08757	203	238	1.14	0.4	20	200	< 0.5	< 2	0.05	< 0.5	11	119	50	4.01	10	< 1	0.08	20	0.17	550	2
S 08758	203	238	1.90	< 0.2	20	170	< 0.5	< 2	0.06	< 0.5	12	155	50	3.77	10	< 1	0.09	< 10	0.10	220	3
S 08759	203	238	1.47	< 0.2	25	160	< 0.5	< 2	0.86	< 0.5	14	117	30	3.05	10	< 1	0.06	10	0.28	330	1
S 08760	217	238	0.94	< 0.2	15	230	< 0.5	< 2	1.86	< 0.5	7	123	24	1.70	< 10	< 1	0.06	< 10	0.26	495	1
S 08761	217	238	2.68	< 0.2	< 5	370	< 0.5	< 2	0.74	< 0.5	27	62	52	5.81	10	< 1	0.06	30	1.50	730	3
S 08762	203	238	2.19	< 0.2	< 5	190	< 0.5	< 2	0.39	0.5	26	205	72	5.51	10	< 1	0.19	30	0.99	1150	5
S 08763	203	238	1.41	< 0.2	< 5	310	< 0.5	< 2	1.32	< 0.5	15	60	33	3.16	10	< 1	0.13	10	0.42	680	< 1
S 08764	203	238	2.07	< 0.2	10	660	< 0.5	< 2	0.19	0.5	15	151	56	4.00	10	< 1	0.19	10	0.37	330	5
S 08765	203	238	1.67	< 0.2	5	140	< 0.5	< 2	0.12	< 0.5	9	156	36	3.16	10	< 1	0.05	10	0.32	200	1
S 08766	203	238	2.15	0.6	20	290	< 0.5	< 2	0.13	< 0.5	12	128	20	3.28	10	< 1	0.10	10	0.25	395	1
S 08767	203	238	1.91	< 0.2	45	200	< 0.5	< 2	0.15	< 0.5	7	105	17	3.56	10	< 1	0.07	20	0.35	185	1
S 08768	203	238	1.93	< 0.2	45	270	< 0.5	< 2	0.23	< 0.5	13	101	52	3.69	10	< 1	0.13	20	0.57	270	1
S 08769	203	238	1.85	< 0.2	45	520	< 0.5	< 2	0.33	< 0.5	13	102	49	3.48	10	< 1	0.16	10	0.47	230	3
S 08770	203	238	1.36	< 0.2	5	800	< 0.5	2	1.91	1.0	9	70	46	2.43	10	< 1	0.16	10	0.52	315	1
S 08771	203	238	1.63	< 0.2	< 5	530	< 0.5	< 2	1.26	2.0	12	73	43	2.88	10	< 1	0.18	20	0.62	555	1
S 08772	217	238	1.05	< 0.2	< 5	460	< 0.5	< 2	3.02	1.5	5	85	24	1.80	< 10	< 1	0.10	< 10	0.54	105	< 1
S 08773	203	238	1.50	0.4	10	480	< 0.5	< 2	2.05	2.0	13	55	65	2.92	10	< 1	0.14	10	0.56	460	1
S 08774	203	238	1.46	< 0.2	10	560	< 0.5	< 2	1.64	1.5	11	82	48	2.79	10	< 1	0.16	10	0.53	420	< 1
S 08775	203	238	1.62	0.4	10	570	< 0.5	< 2	1.35	1.5	13	72	38	2.91	10	< 1	0.17	20	0.60	595	1
S 08776	203	238	1.74	< 0.2	< 5	520	< 0.5	4	1.17	2.5	14	125	46	3.32	10	< 1	0.26	20	0.84	520	1
S 08777	203	238	1.14	< 0.2	5	170	< 0.5	< 2	0.24	1.0	5	145	14	2.14	10	< 1	0.06	20	0.27	145	2
S 08778	203	238	1.42	< 0.2	15	330	< 0.5	< 2	0.54	1.5	15	156	36	3.26	10	< 1	0.12	20	0.48	435	1
S 08779	203	238	1.07	< 0.2	10	370	< 0.5	2	1.31	0.5	10	118	23	2.22	10	< 1	0.08	20	0.46	400	1
S 08780	203	238	1.68	< 0.2	20	580	< 0.5	< 2	1.38	1.0	11	150	35	2.71	10	< 1	0.21	20	0.55	465	< 1
S 08781	203	238	1.76	< 0.2	15	600	< 0.5	< 2	1.00	1.0	14	75	43	3.28	10	1	0.19	20	0.61	660	< 1
S 10701	203	238	1.60	< 0.2	45	210	< 0.5	< 2	0.10	1.0	8	82	33	3.85	10	< 1	0.09	20	0.33	265	3
S 10702	203	238	1.52	< 0.2	25	140	< 0.5	< 2	0.07	1.0	9	72	17	3.15	10	< 1	0.07	20	0.30	495	1
S 10703	203	238	1.66	< 0.2	35	160	< 0.5	< 2	0.08	0.5	8	88	24	3.43	10	< 1	0.09	20	0.34	410	1
S 10705	203	238	2.07	0.6	55	490	< 0.5	2	0.30	1.5	10	99	62	4.17	10	< 1	0.10	30	0.68	205	5
S 10707	203	238	1.72	0.8	80	220	< 0.5	< 2	0.09	0.5	8	77	43	4.79	10	< 1	0.10	20	0.33	280	4
S 10709	203	238	1.71	< 0.2	30	180	< 0.5	< 2	0.17	1.0	12	104	53	4.39	10	< 1	0.10	20	0.45	385	6
S 10710	203	238	1.92	0.8	30	190	< 0.5	2	0.20	1.0	10	93	43	4.88	10	< 1	0.12	20	0.43	255	5
S 10711	203	238	1.44	0.4	20	150	< 0.5	< 2	0.19	1.5	14	102	99	3.46	10	< 1	0.14	40	0.58	280	8
S 10712	203	238	1.77	0.4	45	190	< 0.5	< 2	0.22	1.0	15	120	163	4.56	10	< 1	0.15	30	0.61	335	7
S 10713	203	238	2.18	0.4	20	180	< 0.5	< 2	0.28	0.5	19	84	370	5.24	10	< 1	0.11	30	0.85	455	3

CERTIFICATION : _____



Chemex Labs Ltd.

Analytical Chemists * Geochemists * Registered Assayers
 212 BROOKSBANK AVE., NORTH VANCOUVER,
 BRITISH COLUMBIA, CANADA V7J-2C1
 PHONE (604) 984-0221

T. CHER CATHRO & ASSOC. (1981) LTD.

1016 - 510 W. HASTINGS ST.
 VANCOUVER, BC
 V6B 1L8

Project : MARG
 Comments :

Page N 1-B
 Tot. Pages: 3
 Date : 21-AUG-89
 Invoice # : I-8923065
 P.O. # :

CERTIFICATE OF ANALYSIS A8923065

SAMPLE DESCRIPTION	PREP CODE	Na %	Ni ppm	P ppm	Pb ppm	Sb ppm	Sc ppm	Sr ppm	Ti %	Tl ppm	U ppm	V ppm	W ppm	Zn ppm
S 08752	203 238	0.01	18	1280	22	5	1	14	0.03	< 10	< 10	58	10	82
S 08753	203 238	< 0.01	15	990	24	5	< 1	13	0.02	< 10	< 10	61	10	98
S 08754	203 238	0.01	31	770	22	5	1	14	0.02	< 10	< 10	56	10	108
S 08755	203 238	0.01	18	1130	18	< 5	< 1	13	0.01	< 10	< 10	54	< 10	82
S 08756	203 238	0.03	63	2110	24	5	2	20	0.01	< 10	< 10	24	10	198
S 08757	203 238	0.01	27	790	22	5	1	14	0.02	< 10	< 10	53	< 10	92
S 08758	203 238	0.02	50	660	14	5	3	17	< 0.01	< 10	< 10	30	10	116
S 08759	203 238	0.01	35	720	16	10	3	34	0.02	< 10	< 10	36	< 10	90
S 08760	217 238	0.02	19	1490	8	5	2	71	< 0.01	< 10	< 10	18	< 10	44
S 08761	217 238	< 0.01	27	1050	10	5	10	38	0.15	< 10	< 10	115	10	94
S 08762	203 238	0.01	47	1020	20	5	3	31	< 0.01	< 10	< 10	29	< 10	154
S 08763	203 238	0.01	30	700	16	5	3	59	0.01	< 10	< 10	32	10	82
S 08764	203 238	0.02	47	720	18	5	5	31	0.01	< 10	< 10	52	10	154
S 08765	203 238	0.01	30	430	10	5	3	19	0.05	< 10	< 10	48	< 10	80
S 08766	203 238	0.02	23	730	16	5	3	23	0.06	< 10	< 10	65	< 10	146
S 08767	203 238	0.01	18	580	6	5	3	15	0.08	< 10	< 10	83	< 10	68
S 08768	203 238	0.01	33	650	14	5	4	22	0.10	< 10	< 10	67	< 10	114
S 08769	203 238	0.01	38	1020	16	5	4	37	0.02	< 10	< 10	56	< 10	132
S 08770	203 238	0.01	30	790	8	5	3	68	0.02	< 10	< 10	41	< 10	112
S 08771	203 238	0.01	35	930	2	< 5	4	51	0.02	< 10	< 10	45	< 10	164
S 08772	217 238	0.01	19	550	6	< 5	2	84	0.01	< 10	< 10	29	< 10	66
S 08773	203 238	0.01	36	770	12	< 5	4	57	0.02	< 10	< 10	41	< 10	138
S 08774	203 238	0.01	32	740	12	< 5	4	58	0.03	< 10	< 10	45	< 10	120
S 08775	203 238	0.01	33	810	8	5	4	49	0.03	< 10	< 10	48	< 10	134
S 08776	203 238	0.01	37	940	4	5	5	42	0.06	< 10	< 10	57	< 10	148
S 08777	203 238	< 0.01	15	220	10	< 5	2	16	0.09	< 10	< 10	70	< 10	72
S 08778	203 238	0.02	35	760	14	< 5	5	31	0.04	< 10	< 10	46	< 10	114
S 08779	203 238	< 0.01	25	710	12	< 5	3	54	0.04	< 10	< 10	36	< 10	76
S 08780	203 238	0.01	31	600	6	5	4	60	0.03	< 10	< 10	50	< 10	100
S 08781	203 238	0.01	34	900	10	5	5	48	0.04	< 10	< 10	53	< 10	134
S 10701	203 238	0.01	17	740	24	5	1	15	0.04	< 10	< 10	48	< 10	110
S 10702	203 238	< 0.01	13	560	14	5	2	11	0.04	< 10	< 10	42	< 10	82
S 10703	203 238	0.01	13	680	16	5	2	13	0.04	< 10	< 10	52	< 10	88
S 10705	203 238	0.01	36	1020	34	5	3	35	0.03	< 10	< 10	63	< 10	222
S 10707	203 238	0.01	24	1020	50	10	1	38	0.03	< 10	< 10	66	< 10	150
S 10709	203 238	0.01	33	1180	18	10	3	23	0.04	< 10	< 10	65	10	142
S 10710	203 238	0.01	31	2060	24	5	2	70	0.03	< 10	< 10	109	10	212
S 10711	203 238	0.02	34	1040	28	5	3	69	0.10	< 10	< 10	50	< 10	132
S 10712	203 238	0.03	40	1000	22	5	4	49	0.07	< 10	< 10	50	10	164
S 10713	203 238	0.03	38	1030	8	10	6	37	0.07	< 10	< 10	55	10	132

CERTIFICATION : _____



Chemex Labs Ltd.

Analytical Chemists * Geochemists * Registered Assayers

212 BROOKSBANK AVE., NORTH VANCOUVER,
BRITISH COLUMBIA, CANADA V7J-2C1

PHONE (604) 984-0221

T. CHER CATHRO & ASSOC. (1981) LTD.

1016 - 510 W. HASTINGS ST.
VANCOUVER, BC
V6B 1L8

Project : MARG

Comments :

Page No. 2-A
Tot. Pages 3
Date : 21-AUG-89
Invoice # : I-8923065
P.O. # :

CERTIFICATE OF ANALYSIS A8923065

SAMPLE DESCRIPTION	PREP CODE		Al	Ag	As	Ba	Be	Bi	Ca	Cd	Co	Cr	Cu	Fe	Ga	Hg	K	La	Mg	Mn	Mo
			%	ppm	ppm	ppm	ppm	ppm	ppm	%	ppm	ppm	ppm	ppm	ppm	%	ppm	ppm	%	ppm	%
S 10715	203	238	2.25	< 0.2	30	170	< 0.5	< 2	0.40	0.5	23	113	169	5.43	20	< 1	0.10	30	0.75	665	1
S 10716	203	238	1.02	0.2	40	200	< 0.5	< 2	0.31	1.5	16	81	167	4.96	10	< 1	0.12	10	0.31	460	8
S 10717	203	238	1.57	1.6	55	620	< 0.5	< 2	0.08	0.5	6	102	53	3.76	10	< 1	0.19	20	0.43	120	15
S 10718	203	238	1.57	1.4	50	420	< 0.5	< 2	0.12	1.0	8	96	46	4.05	10	< 1	0.14	30	0.41	215	12
S 10719	203	238	1.40	0.4	15	190	< 0.5	< 2	0.11	0.5	5	118	27	2.62	10	< 1	0.10	20	0.22	170	4
S 10721	203	238	1.88	< 0.2	25	270	< 0.5	< 2	0.24	1.5	12	87	84	3.72	10	< 1	0.09	20	0.59	350	1
S 10722	203	238	1.63	0.2	30	470	< 0.5	< 2	0.33	1.0	14	106	49	3.58	10	< 1	0.18	30	0.54	600	1
S 10723	203	238	1.67	0.2	100	330	< 0.5	< 2	0.09	0.5	10	58	59	4.05	10	1	0.09	20	0.42	325	< 1
S 10724	203	238	2.03	< 0.2	40	330	< 0.5	4	0.27	1.5	19	79	128	4.38	10	< 1	0.14	20	0.71	750	< 1
S 10725	203	238	1.64	0.4	35	240	< 0.5	< 2	1.24	1.5	16	74	88	3.71	10	< 1	0.09	20	0.58	735	< 1
S 10726	203	238	1.39	< 0.2	25	250	< 0.5	< 2	1.00	< 0.5	10	45	46	2.65	10	< 1	0.09	10	0.33	570	< 1
S 10727	203	238	1.33	0.4	185	190	< 0.5	< 2	1.45	0.5	14	54	40	3.58	10	< 1	0.10	20	0.50	670	< 1
S 10728	203	238	1.68	< 0.2	145	130	< 0.5	< 2	2.12	< 0.5	34	125	85	4.89	10	< 1	0.15	20	2.19	825	1
S 10729	203	238	0.88	< 0.2	10	70	< 0.5	< 2	7.97	1.0	15	58	27	2.53	< 10	< 1	0.11	< 10	5.37	475	< 1
S 10731	203	238	1.21	< 0.2	5	130	< 0.5	< 2	0.07	0.5	3	50	8	1.83	10	< 1	0.09	20	0.12	135	2
S 10732	203	238	1.75	< 0.2	30	180	< 0.5	< 2	0.14	1.0	9	59	16	3.84	10	< 1	0.09	20	0.25	300	1
S 10733	203	238	1.67	0.8	10	330	< 0.5	< 2	0.08	1.5	13	58	14	2.35	10	< 1	0.10	20	0.13	1260	1
S 10734	203	238	0.77	< 0.2	20	70	< 0.5	< 2	0.26	1.5	15	89	18	3.27	10	< 1	0.09	30	0.09	1045	< 1
S 10735	217	238	0.99	0.8	10	330	< 0.5	< 2	1.62	2.0	9	39	30	1.88	< 10	< 1	0.18	< 10	0.43	310	7
S 10736	203	238	1.63	0.4	25	260	< 0.5	< 2	0.71	< 0.5	12	104	49	3.41	10	< 1	0.09	20	0.58	410	3
S 10737	203	238	1.40	< 0.2	15	260	< 0.5	2	0.67	< 0.5	13	83	32	3.03	10	< 1	0.11	20	0.44	565	< 1
S 10738	203	238	1.62	1.0	35	190	< 0.5	< 2	0.07	< 0.5	13	76	39	3.92	10	< 1	0.11	20	0.47	325	4
S 11320	203	238	1.17	0.4	< 5	130	< 0.5	< 2	0.07	< 0.5	10	136	25	3.42	20	< 1	0.09	20	0.24	195	2
S 11321	203	238	2.14	< 0.2	25	240	< 0.5	< 2	0.11	0.5	11	69	34	4.88	10	< 1	0.09	10	0.54	345	2
S 11322	203	238	2.46	< 0.2	30	220	< 0.5	< 2	0.51	< 0.5	35	88	98	5.51	10	< 1	0.12	30	1.34	855	1
S 11323	203	238	2.88	< 0.2	35	140	< 0.5	4	0.36	< 0.5	33	66	182	5.38	10	< 1	0.03	20	1.32	885	< 1
S 11324	203	238	2.06	< 0.2	40	190	< 0.5	2	0.21	< 0.5	21	119	45	3.83	10	< 1	0.10	50	0.49	400	< 1
S 11325	203	238	1.77	< 0.2	40	140	< 0.5	4	0.19	< 0.5	15	95	35	3.45	10	< 1	0.07	40	0.40	330	< 1
S 11326	203	238	1.87	< 0.2	25	160	< 0.5	4	0.25	< 0.5	15	80	35	3.38	10	< 1	0.10	30	0.45	395	1
S 11327	203	238	0.82	0.6	35	190	< 0.5	< 2	0.13	< 0.5	13	94	105	3.19	< 10	< 1	0.13	10	0.18	415	17
S 11328	203	238	1.61	0.4	45	330	< 0.5	4	0.38	0.5	25	160	70	5.14	10	2	0.25	30	0.52	830	4
S 11329	203	238	1.43	0.4	40	130	< 0.5	< 2	0.10	< 0.5	11	133	30	3.05	10	< 1	0.08	20	0.26	345	2
S 11330	203	238	1.45	< 0.2	10	140	< 0.5	< 2	0.07	< 0.5	21	175	35	3.63	10	1	0.18	20	0.31	1320	1
S 11331	203	238	1.27	< 0.2	20	150	0.5	2	0.12	0.5	29	82	43	3.74	10	< 1	0.12	20	0.41	1205	2
S 11332	203	238	0.77	< 0.2	80	190	0.5	< 2	0.03	< 0.5	16	141	49	4.43	10	1	0.17	10	0.06	405	9
S 11333	203	238	1.68	< 0.2	35	310	1.0	< 2	0.54	1.0	19	96	67	4.19	10	< 1	0.10	20	0.43	550	2
S 11334	203	238	1.75	< 0.2	40	150	1.5	2	0.19	< 0.5	12	115	46	3.91	10	< 1	0.09	20	0.40	345	< 1
S 11335	203	238	2.01	< 0.2	25	410	0.5	4	0.46	< 0.5	17	74	46	3.65	10	< 1	0.12	20	0.48	845	1
S 11336	203	238	1.84	< 0.2	35	230	< 0.5	2	0.17	< 0.5	14	92	39	4.29	20	< 1	0.17	20	0.38	650	1
S 11337	203	238	1.29	< 0.2	15	300	< 0.5	2	0.28	< 0.5	9	86	29	2.55	10	< 1	0.14	20	0.21	530	1

CERTIFICATION : _____



Chemex Labs Ltd.

Analytical Chemists * Geochemists * Registered Assayers

212 BROOKSBANK AVE., NORTH VANCOUVER,
BRITISH COLUMBIA, CANADA V7J-2C1

PHONE (604) 984-0221

T CHER CATHRO & ASSOC. (1981) LTD.

1016 - 510 W. HASTINGS ST.
VANCOUVER, BC
V6B 1L8

Project : MARG

Comments:

Page No. 2-B
Tot. Pages 3
Date : 21-AUG-89
Invoice #: I-8923065
P.O. # :

CERTIFICATE OF ANALYSIS A8923065

SAMPLE DESCRIPTION	PREP CODE	Na %	Ni ppm	P ppm	Pb ppm	Sb ppm	Sc ppm	Sr ppm	Ti %	Tl ppm	U ppm	V ppm	W ppm	Zn ppm
S 10715	203 238	0.03	41	1080	18	5	7	28	0.08	< 10	< 10	69	10	160
S 10716	203 238	0.01	35	1300	18	15	4	33	0.06	< 10	< 10	47	< 10	224
S 10717	203 238	0.01	22	1500	24	10	2	54	0.03	< 10	< 10	106	< 10	126
S 10718	203 238	0.01	20	1830	22	15	2	40	0.03	< 10	< 10	103	< 10	114
S 10719	203 238	0.01	11	660	14	5	2	15	0.05	< 10	< 10	83	< 10	68
S 10721	203 238	< 0.01	30	950	12	5	4	20	0.07	< 10	< 10	69	< 10	136
S 10722	203 238	0.01	25	880	24	5	4	27	0.04	< 10	< 10	46	< 10	146
S 10723	203 238	< 0.01	20	800	24	10	3	13	0.03	< 10	< 10	69	< 10	112
S 10724	203 238	0.01	36	830	16	5	6	21	0.08	< 10	< 10	66	10	142
S 10725	203 238	< 0.01	38	860	14	5	5	68	0.06	< 10	< 10	52	< 10	124
S 10726	203 238	< 0.01	17	1730	16	< 5	2	47	0.02	< 10	< 10	51	< 10	78
S 10727	203 238	< 0.01	31	1090	18	10	3	62	0.02	< 10	< 10	38	10	98
S 10728	203 238	0.01	114	1510	56	20	6	50	0.01	< 10	< 10	39	10	156
S 10729	203 238	< 0.01	30	510	18	15	3	54	0.01	< 10	< 10	13	< 10	76
S 10731	203 238	< 0.01	7	200	12	< 5	1	11	0.04	< 10	< 10	52	< 10	36
S 10732	203 238	< 0.01	16	480	8	5	2	16	0.05	< 10	< 10	77	10	100
S 10733	203 238	< 0.01	8	620	20	< 5	< 1	13	0.02	< 10	< 10	79	< 10	70
S 10734	203 238	< 0.01	21	740	38	< 5	2	13	< 0.01	< 10	< 10	14	< 10	106
S 10735	217 238	< 0.01	31	1020	20	5	2	131	< 0.01	< 10	< 10	33	< 10	62
S 10736	203 238	< 0.01	46	640	14	5	3	41	0.02	< 10	< 10	44	< 10	144
S 10737	203 238	< 0.01	33	600	8	5	3	38	0.03	< 10	< 10	41	10	106
S 10738	203 238	< 0.01	42	450	18	10	3	22	0.02	< 10	< 10	44	10	122
S 11320	203 238	0.02	24	670	16	< 5	2	13	0.02	< 10	< 10	56	10	116
S 11321	203 238	0.01	25	840	10	10	2	15	0.04	< 10	< 10	78	10	110
S 11322	203 238	0.01	57	1160	10	10	6	27	0.29	< 10	< 10	90	10	132
S 11323	203 238	0.01	58	920	2	5	8	18	0.16	< 10	< 10	116	10	100
S 11324	203 238	0.04	51	1250	< 2	10	5	22	0.05	< 10	< 10	53	10	94
S 11325	203 238	0.02	42	1130	8	10	4	18	0.04	< 10	< 10	50	< 10	84
S 11326	203 238	0.02	38	1050	< 2	10	3	23	0.06	< 10	< 10	62	10	86
S 11327	203 238	< 0.01	29	1360	18	5	< 1	90	0.02	< 10	< 10	61	10	154
S 11328	203 238	0.03	54	1120	24	15	4	34	0.02	< 10	< 10	44	20	210
S 11329	203 238	0.03	28	980	16	10	2	19	0.01	< 10	< 10	39	10	88
S 11330	203 238	0.03	32	950	24	10	2	14	0.01	< 10	< 10	29	10	98
S 11331	203 238	0.01	22	1310	26	5	1	15	0.02	< 10	< 10	49	10	100
S 11332	203 238	0.03	61	1240	18	25	1	10	< 0.01	< 10	< 10	43	10	274
S 11333	203 238	0.02	66	1410	16	5	3	37	0.05	< 10	< 10	52	10	248
S 11334	203 238	0.01	26	890	10	< 5	1	20	0.05	< 10	< 10	81	10	94
S 11335	203 238	0.01	25	1250	6	5	2	24	0.03	< 10	< 10	70	10	118
S 11336	203 238	0.01	23	1000	46	< 5	3	21	0.09	< 10	< 10	96	10	120
S 11337	203 238	0.01	16	860	14	< 5	1	27	0.04	< 10	< 10	81	10	84

CERTIFICATION : _____



Chemex Labs Ltd.

Analytical Chemists • Geochemists • Registered Assayers

212 BROOKSBANK AVE., NORTH VANCOUVER,
BRITISH COLUMBIA, CANADA V7J-2C1

PHONE (604) 984-0221

To: ER CATHRO & ASSOC. (1981) LTD.

1016 - 510 W. HASTINGS ST.
VANCOUVER, BC
V6B 1L8

Project: MARG

Comments:

Page No. 1

Tot. Page. 1

Date: 21-AUG-89

Invoice #: I-8923065

P.O. #

CERTIFICATE OF ANALYSIS A8923065

SAMPLE DESCRIPTION	PREP CODE		Al	Ag	As	Ba	Be	Bi	Ca	Cd	Co	Cr	Cu	Fe	Ga	Hg	K	La	Mg	Mn	Mo
			%	ppm	ppm	ppm	ppm	ppm	%	ppm	ppm	ppm	ppm	%	ppm	ppm	%	ppm	%	ppm	ppm
S 11338	203	238	1.71	< 0.2	35	130	1.0	4	0.45	< 0.5	17	33	91	5.18	20	< 1	0.08	20	0.61	535	< 1
S 11339	203	238	1.25	< 0.2	5	200	0.5	2	0.18	< 0.5	8	26	39	2.51	10	1	0.08	20	0.26	310	1
S 11340	203	238	1.94	< 0.2	5	370	0.5	6	1.36	0.5	21	48	59	3.18	10	< 1	0.08	20	0.68	700	< 1
S 11341	203	238	1.80	< 0.2	25	440	0.5	4	0.47	1.5	17	37	62	4.17	10	2	0.08	20	0.64	490	2
S 11342	203	238	1.70	< 0.2	20	480	0.5	4	0.65	1.5	16	32	100	3.44	10	< 1	0.08	20	0.52	495	2
S 11343	203	238	1.32	< 0.2	25	1110	0.5	2	0.48	1.0	12	19	46	3.40	10	2	0.09	20	0.45	595	1
S 11344	203	238	1.74	< 0.2	30	1040	0.5	< 2	0.23	1.5	17	28	84	3.98	10	1	0.09	20	0.46	680	5
S 11345	203	238	1.76	< 0.2	15	370	0.5	4	0.17	0.5	9	30	39	3.31	10	< 1	0.10	20	0.42	375	2
S 11346	203	238	1.75	0.2	35	600	1.0	4	0.36	1.0	17	29	63	3.73	10	1	0.09	20	0.56	690	1

CERTIFICATION : _____



Chemex Labs Ltd.

Analytical Chemists * Geochemists * Registered Assayers

212 BROOKSBANK AVE., NORTH VANCOUVER,
BRITISH COLUMBIA, CANADA V7J-2C1

PHONE (604) 984-0221

ACHER CATHRO & ASSOC. (1981) LTD.

1016 - 510 W. HASTINGS ST.
VANCOUVER, BC
V6B 1L8

Project : MARG

Comments :

Page 1 3-B
Tot. Pgs: 3
Date : 21-AUG-89
Invoice # : I-8923065
P.O. # :

CERTIFICATE OF ANALYSIS A8923065

SAMPLE DESCRIPTION	PREP CODE		Na	Ni	P	Pb	Sb	Sc	Sr	Ti	Tl	U	V	W	Zn
			%	ppm	ppm	ppm	ppm	ppm	ppm	%	ppm	ppm	ppm	ppm	ppm
S 11338	203	238	< 0.01	31	1130	8	5	5	23	0.16	< 10	< 10	71	10	114
S 11339	203	238	< 0.01	15	710	12	< 5	1	16	0.04	< 10	< 10	74	< 10	66
S 11340	203	238	< 0.01	34	1140	10	< 5	4	42	0.05	< 10	< 10	67	< 10	138
S 11341	203	238	< 0.01	48	1070	28	5	3	37	0.04	< 10	< 10	64	10	228
S 11342	203	238	< 0.01	40	1170	12	5	4	47	0.04	< 10	< 10	62	< 10	260
S 11343	203	238	< 0.01	29	1210	12	< 5	4	46	0.04	< 10	< 10	47	< 10	174
S 11344	203	238	< 0.01	47	1250	16	10	3	40	0.02	< 10	< 10	56	10	226
S 11345	203	238	< 0.01	19	1260	16	< 5	2	21	0.05	< 10	< 10	79	< 10	110
S 11346	203	238	< 0.01	35	1020	20	5	3	36	0.03	< 10	< 10	62	10	216

CERTIFICATION : _____



Chemex Labs Ltd.

Analytical Chemists • Geochemists • Registered Assayers

112 BROOKSBANK AVE., NORTH VANCOUVER,
BRITISH COLUMBIA, CANADA V7J-2C1

PHONE (604) 984-0221

To: ARCHER CATHRO & ASSOC. (1981) LTD.

3125 3RD AVE., BOX 4127
WHITEHORSE, YT
Y1A 3S9

Project: MARG

Comments:

Page No.: 1-A

Tot. Pages: 1

Date: 27-AUG-89

Invoice #: I-8923066

P.O. #

CERTIFICATE OF ANALYSIS A8923066

SAMPLE DESCRIPTION	PREP CODE	Al2O3 % ICP	Ba ppm (ICP)	CaO % ICP	Co ppm (ICP)	Cr ppm (ICP)	Cu ppm (ICP)	Fe2O3 % ICP	K2O % ICP	La ppm ICP	MgO % ICP
S 10704	205 232	4.76	630	0.22	5	282	12	2.37	0.60	< 20	0.69
S 10706	205 232	12.40	2010	0.31	11	286	46	5.77	1.70	< 20	1.94
S 10708	205 232	12.25	740	7.24	36	330	17	7.37	1.10	< 20	4.78
S 10714	205 232	12.60	2080	1.31	15	295	33	5.80	1.70	< 20	1.37
S 10730	205 232	0.94	60	>25.0	21	55	1	0.56	0.10	< 20	14.75



Chemex Labs Ltd.

Analytical Chemists • Geochemists • Registered Assayers

212 BROOKSBANK AVE., NORTH VANCOUVER,
BRITISH COLUMBIA, CANADA V7J-2C1

PHONE (604) 984-0221

To: ARCHER CATHRO & ASSOC. (1981) LTD.

3125 JRD AVE., BOX 4127
WHITEHORSE, YT
Y1A 3S9

Project: MARG

Comments:

Page No.: 1-B

Tot. Pages: 1

Date: 27-AUG-89

Invoice #: I-8923066

P.O. #:

CERTIFICATE OF ANALYSIS A8923066

SAMPLE DESCRIPTION	PREP CODE		Mn ppm (ICP)	Mb ppm (ICP)	Na2O % ICP	Ni ppm (ICP)	P ppm (ICP)	Pb ppm (ICP)	Sr ppm (ICP)	TiO2 % ICP	V ppm (ICP)	Zn ppm (ICP)
S 10704	205	232	140	2	0.21	27	280	20	28	0.28	59	70
SS 10706	205	232	260	8	0.48	136	700	10	70	0.69	498	180
S 10708	205	232	820	3	1.75	113	440	< 5	163	1.07	358	100
S 10714	205	232	305	2	0.94	61	690	< 5	82	0.85	228	138
S 10730	205	232	145	< 1	0.06	12	350	< 5	333	0.03	7	18

CERTIFICATION :



Chemex Labs Ltd.

Analytical Chemists * Geochemists * Registered Assayers
 212 BROOKSBANK AVE., NORTH VANCOUVER,
 BRITISH COLUMBIA, CANADA V7J-2C1
 PHONE (604) 984-0221

RCHEM CATHRO & ASSOC. (1981) LTD.

1016 - 510 W. HASTINGS ST.
 VANCOUVER, BC
 V6B 1L8

Project : MARG
 Comments :

Page : 1-A
 Tot. Pages: 3
 Date : 28-AUG-89
 Invoice # : I-8923509
 P.O. # : NONE

CERTIFICATE OF ANALYSIS A8923509

SAMPLE DESCRIPTION	PREP CODE		Al	Ag	As	Ba	Be	Bi	Ca	Cd	Co	Cr	Cu	Fe	Ga	Hg	K	La	Mg	Mn	Mo
			%	ppm	ppm	ppm	ppm	ppm	%	ppm	ppm	ppm	ppm	%	ppm	ppm	%	ppm	%	ppm	ppm
T 20344	201	238	1.22	0.4	65	80	0.5	< 2	0.09	< 0.5	12	22	36	4.04	< 10	< 1	0.06	30	0.32	495	< 1
T 20345	201	238	1.44	0.6	65	150	0.5	< 2	0.16	< 0.5	9	21	56	3.64	< 10	< 1	0.05	30	0.43	260	< 2
T 20346	201	238	1.41	0.6	75	90	< 0.5	< 2	0.06	< 0.5	9	18	27	3.18	< 10	< 1	0.06	30	0.40	325	< 1
T 20347	201	238	1.80	0.6	60	120	0.5	< 2	0.12	< 0.5	14	30	30	4.37	< 10	< 1	0.09	40	0.55	475	< 1
T 20348	201	238	1.65	0.8	5	110	1.0	< 2	0.24	< 0.5	23	35	39	4.51	< 10	< 1	0.08	40	0.71	850	< 1
T 20349	201	238	2.36	0.6	< 5	130	0.5	< 2	0.20	1.0	14	43	22	3.83	< 10	< 1	0.11	20	0.56	545	2
T 20350	201	238	2.81	0.8	25	80	0.5	< 2	0.09	< 0.5	15	35	31	4.14	< 10	< 1	0.06	20	0.49	610	< 1
T 20351	201	238	1.96	0.8	< 5	70	< 0.5	< 2	0.08	0.5	15	27	31	4.43	< 10	< 1	0.06	40	0.59	370	1
T 20352	201	238	1.31	1.0	15	80	0.5	< 2	0.29	0.5	32	27	83	6.06	< 10	< 1	0.06	50	0.53	1910	1
T 20353	201	238	1.60	0.8	80	80	0.5	< 2	0.07	< 0.5	24	24	71	4.86	< 10	< 1	0.07	30	0.55	1405	1
T 20354	201	238	1.27	1.0	< 5	80	0.5	< 2	0.09	0.5	12	25	47	4.37	< 10	< 1	0.05	40	0.53	465	3
T 20355	201	238	1.44	1.0	< 5	70	0.5	< 2	0.31	1.0	27	29	52	5.04	< 10	< 1	0.06	60	0.75	1085	< 1
T 20356	201	238	1.11	0.6	25	160	< 0.5	< 2	0.19	< 0.5	22	12	60	4.70	< 10	< 1	0.11	40	0.46	1240	3
T 20357	201	238	0.72	0.8	60	160	< 0.5	< 2	0.12	< 0.5	11	18	78	3.80	< 10	< 1	0.03	20	0.39	360	< 1
T 20358	201	238	1.00	1.8	15	190	< 0.5	< 2	0.16	3.0	12	34	80	5.27	< 10	< 1	0.03	20	0.56	335	4
T 20359	201	238	1.05	1.2	5	200	< 0.5	< 2	0.34	1.0	11	14	69	3.90	< 10	< 1	0.12	50	0.51	425	< 1
T 20360	201	238	0.67	1.8	45	330	< 0.5	< 2	0.15	1.0	11	7	32	3.57	< 10	< 1	0.10	40	0.23	545	10
T 20361	201	238	1.27	1.0	45	360	0.5	< 2	0.20	< 0.5	11	14	61	4.42	< 10	< 1	0.08	40	0.48	420	4
T 20362	201	238	0.81	2.0	70	300	< 0.5	< 2	0.12	< 0.5	8	10	33	4.57	< 10	< 1	0.06	30	0.28	190	6
T 20363	201	238	1.00	0.8	60	250	< 0.5	< 2	0.21	< 0.5	10	9	53	3.88	< 10	< 1	0.09	30	0.42	320	3
T 20364	201	238	1.13	0.2	10	310	< 0.5	< 2	0.33	< 0.5	9	3	57	3.33	< 10	< 1	0.12	30	0.57	320	2
T 20365	201	238	0.87	1.0	55	180	< 0.5	< 2	0.30	0.5	17	9	74	4.11	< 10	< 1	0.13	40	0.42	545	< 1
T 20366	201	238	0.74	0.6	80	210	0.5	< 2	0.35	< 0.5	18	7	68	4.49	< 10	< 1	0.15	40	0.35	655	< 1
T 20367	201	238	0.70	1.0	190	170	0.5	< 2	1.03	0.5	22	3	37	5.95	< 10	< 1	0.10	30	0.54	760	2
T 20368	201	238	0.78	0.8	25	170	< 0.5	< 2	0.45	< 0.5	12	11	24	3.66	< 10	< 1	0.12	30	0.36	605	1
T 20369	201	238	0.85	0.6	10	200	< 0.5	< 2	0.30	< 0.5	11	5	28	3.12	< 10	< 1	0.24	60	0.35	525	< 1
T 20370	201	238	0.94	0.8	55	250	0.5	< 2	0.73	< 0.5	14	6	23	4.16	< 10	< 1	0.13	40	0.38	350	< 1
T 20371	201	238	1.53	1.2	15	110	< 0.5	< 2	0.29	1.0	15	39	77	4.53	< 10	< 1	0.08	30	0.66	375	4
T 20372	201	238	0.50	0.2	15	70	0.5	< 2	2.84	0.5	31	4	91	5.13	< 10	< 1	0.05	20	0.27	975	1
T 20373	201	238	1.42	1.6	375	150	0.5	< 2	0.27	1.5	19	29	99	6.19	< 10	< 1	0.08	30	0.53	420	5
T 20374	201	238	1.47	0.8	35	40	< 0.5	< 2	0.24	< 0.5	12	36	48	3.34	< 10	< 1	0.02	20	0.41	295	< 1
T 20375	201	238	1.65	1.0	10	40	0.5	< 2	0.19	1.0	19	34	89	4.47	< 10	< 1	0.02	20	0.47	330	< 1
T 20376	201	238	0.55	0.8	20	70	< 0.5	< 2	0.69	1.0	12	6	34	3.79	< 10	< 1	0.07	30	0.11	390	< 1
T 20377	201	238	0.79	0.4	10	150	< 0.5	< 2	1.68	< 0.5	10	8	21	3.39	< 10	< 1	0.08	20	0.22	365	1
T 20378	201	238	0.42	0.6	< 5	250	0.5	< 2	0.25	< 0.5	4	2	8	1.71	< 10	< 1	0.32	40	0.08	370	< 1
T 20379	201	238	0.85	0.8	< 5	210	0.5	< 2	0.27	1.0	9	3	18	3.17	< 10	< 1	0.26	40	0.31	440	2
T 20380	201	238	1.04	1.2	135	190	0.5	< 2	0.34	< 0.5	10	1	16	4.09	< 10	< 1	0.23	40	0.36	620	< 1
T 20381	201	238	1.10	1.6	165	250	0.5	< 2	0.49	< 0.5	11	3	22	4.53	< 10	< 1	0.24	40	0.33	695	< 1
T 20382	201	238	1.32	0.6	10	210	0.5	< 2	0.24	< 0.5	14	4	15	3.75	< 10	< 1	0.13	30	0.44	760	< 1
T 20383	201	238	1.73	0.8	10	180	0.5	< 2	0.45	1.0	23	13	53	4.99	< 10	< 1	0.12	60	0.80	855	< 1



Chemex Labs Ltd.

Analytical Chemists * Geochemists * Registered Assayers

212 BROOKSBANK AVE., NORTH VANCOUVER,
BRITISH COLUMBIA, CANADA V7J-2C1

PHONE (604) 984-0221

TRICHER CATHRO & ASSOC. (1981) LTD.

1016 - 510 W. HASTINGS ST.
VANCOUVER, BC
V6B 1L8

Project : MARG

Comments :

Page # 1-B
Tot. Pages: 3
Date : 28-AUG-89
Invoice # : I-8923509
P.O. # : NONE

CERTIFICATE OF ANALYSIS A8923509

SAMPLE DESCRIPTION	PREP CODE	Na %	Ni ppm	P ppm	Pb ppm	Sb ppm	Sc ppm	Sr ppm	Ti %	Tl ppm	U ppm	V ppm	W ppm	Zn ppm
T 20344	201 238	0.01	20	1240	16	< 5	1	10	0.01	< 10	< 10	30	< 10	144
T 20345	201 238	0.01	29	760	20	< 5	2	15	0.05	< 10	< 10	33	< 10	156
T 20346	201 238	0.01	28	550	26	< 5	1	8	0.02	< 10	< 10	19	< 10	80
T 20347	201 238	0.01	28	570	22	< 5	2	12	0.06	< 10	< 10	44	< 10	132
T 20348	201 238	0.02	39	880	12	5	2	13	0.08	< 10	< 10	29	< 10	104
T 20349	201 238	0.01	23	610	22	< 5	3	20	0.09	< 10	< 10	66	< 10	112
T 20350	201 238	0.01	27	580	36	< 5	3	10	0.05	< 10	< 10	34	< 10	106
T 20351	201 238	0.01	31	470	40	< 5	2	9	0.04	< 10	< 10	39	10	96
T 20352	201 238	0.01	56	1470	52	< 5	2	20	0.01	< 10	< 10	15	10	152
T 20353	201 238	0.01	41	670	62	< 5	2	7	0.02	< 10	< 10	19	< 10	144
T 20354	201 238	0.01	26	510	20	< 5	2	7	0.05	< 10	< 10	19	10	102
T 20355	201 238	0.01	55	780	32	< 5	3	17	0.02	< 10	< 10	16	< 10	142
T 20356	201 238	< 0.01	45	760	20	< 5	2	16	0.03	< 10	< 10	10	< 10	138
T 20357	201 238	0.01	42	810	10	< 5	2	20	< 0.01	< 10	< 10	23	10	182
T 20358	201 238	0.01	51	1370	36	< 5	4	22	< 0.01	< 10	< 10	43	< 10	344
T 20359	201 238	0.01	23	1130	30	< 5	4	35	0.03	< 10	< 10	20	< 10	200
T 20360	201 238	0.01	20	1190	26	< 5	2	27	< 0.01	< 10	< 10	36	10	174
T 20361	201 238	0.01	26	1090	14	< 5	4	20	0.01	< 10	< 10	35	< 10	182
T 20362	201 238	0.01	26	1860	20	< 5	2	34	< 0.01	< 10	< 10	48	< 10	214
T 20363	201 238	< 0.01	15	910	28	< 5	3	14	0.01	< 10	< 10	17	< 10	140
T 20364	201 238	< 0.01	11	920	22	< 5	3	25	0.07	< 10	< 10	18	20	82
T 20365	201 238	0.01	25	950	50	< 5	4	20	0.05	< 10	< 10	23	< 10	156
T 20366	201 238	< 0.01	25	890	50	< 5	4	21	0.01	< 10	< 10	11	10	136
T 20367	201 238	0.01	38	1050	26	< 5	4	38	0.03	< 10	< 10	8	10	168
T 20368	201 238	0.01	16	760	44	< 5	3	39	< 0.01	< 10	< 10	4	< 10	66
T 20369	201 238	0.01	14	820	64	< 5	3	26	0.08	< 10	< 10	5	< 10	72
T 20370	201 238	< 0.01	19	810	58	< 5	4	56	0.07	< 10	< 10	6	10	104
T 20371	201 238	0.01	38	960	16	15	4	17	0.03	< 10	< 10	42	< 10	206
T 20372	201 238	0.01	58	650	52	5	3	145	< 0.01	< 10	< 10	3	10	184
T 20373	201 238	0.01	59	1330	142	< 5	4	23	< 0.01	< 10	< 10	35	< 10	396
T 20374	201 238	0.01	25	940	18	< 5	3	13	< 0.01	< 10	< 10	34	< 10	80
T 20375	201 238	0.01	51	1160	18	< 5	4	10	< 0.01	< 10	< 10	42	< 10	116
T 20376	201 238	< 0.01	21	930	62	< 5	2	34	< 0.01	< 10	< 10	8	< 10	120
T 20377	201 238	0.01	18	700	34	5	3	78	0.02	< 10	< 10	10	< 10	74
T 20378	201 238	0.01	5	920	24	< 5	2	15	0.01	< 10	< 10	1	< 10	54
T 20379	201 238	0.01	4	780	46	< 5	3	32	0.03	< 10	< 10	6	< 10	76
T 20380	201 238	0.01	7	950	70	< 5	5	32	0.03	< 10	< 10	7	< 10	114
T 20381	201 238	0.01	11	990	120	20	5	37	0.05	< 10	< 10	7	10	166
T 20382	201 238	0.01	5	830	36	< 5	5	26	0.02	< 10	< 10	15	< 10	68
T 20383	201 238	0.01	51	870	18	< 5	6	22	0.06	< 10	< 10	56	10	244

CERTIFICATION : _____



Chemex Labs Ltd.

Analytical Chemists * Geochemists * Registered Assayers
 212 BROOKSBANK AVE., NORTH VANCOUVER,
 BRITISH COLUMBIA, CANADA V7J-2C1
 PHONE (604) 984-0221

ARCHER CATHRO & ASSOC. (1981) LTD.

1016 - 510 W. HASTINGS ST.
 VANCOUVER, BC
 V6B 1L8

Project : MARG
 Comments :

Page : 2-A
 Total pages: 3
 Date : 28-AUG-89
 Invoice # : I-8923509
 P.O. # : NONE

CERTIFICATE OF ANALYSIS A8923509

SAMPLE DESCRIPTION	PREP CODE	Al %	Ag ppm	As ppm	Ba ppm	Be ppm	Bi ppm	Ca %	Cd ppm	Co ppm	Cr ppm	Cu ppm	Fe %	Ga ppm	Hg ppm	K %	La ppm	Mg %	Mn ppm	Mo ppm
T 20384	201 238	1.26	0.6	70	140	< 0.5	2	0.30	< 0.5	14	10	24	4.32	10	< 1	0.19	50	0.63	675	< 1
T 20385	201 238	1.07	1.2	525	100	< 0.5	6	0.61	0.5	15	8	41	4.38	10	< 1	0.12	40	0.42	605	< 1
T 20386	201 238	0.97	1.0	160	130	< 0.5	2	0.20	< 0.5	13	7	37	4.00	10	< 1	0.14	50	0.32	480	< 1
T 20387	201 238	0.79	0.8	175	80	< 0.5	2	0.20	< 0.5	19	8	57	4.55	10	< 1	0.07	70	0.34	645	< 1
T 20388	201 238	0.87	0.8	100	230	< 0.5	4	0.15	< 0.5	6	8	16	3.36	10	< 1	0.18	50	0.28	375	2
T 20389	201 238	1.76	1.0	60	70	< 0.5	4	0.10	< 0.5	13	32	66	4.58	10	< 1	0.02	40	0.44	255	3
T 20390	201 238	2.33	1.2	65	60	< 0.5	2	0.24	< 0.5	20	38	78	4.54	10	< 1	0.03	20	0.66	420	1
T 20391	201 238	1.87	1.2	100	50	< 0.5	2	0.13	< 0.5	16	32	63	4.21	10	< 1	0.02	20	0.37	265	< 1
T 20392	201 238	1.31	1.4	75	130	< 0.5	4	0.05	0.5	5	30	83	6.40	10	< 1	0.04	30	0.41	115	8
T 20701	201 238	1.12	0.4	85	90	< 0.5	< 2	0.08	0.5	8	20	43	4.58	10	< 1	0.05	20	0.31	405	1
T 20702	201 238	1.27	1.0	90	240	< 0.5	< 2	0.06	< 0.5	5	12	33	2.89	< 10	< 1	0.05	10	0.23	140	5
T 20703	201 238	1.09	1.2	115	280	< 0.5	8	0.18	0.5	5	14	67	3.41	10	< 1	0.06	20	0.29	145	5
T 20704	201 238	1.05	0.6	80	340	< 0.5	6	0.15	< 0.5	4	11	25	2.37	< 10	< 1	0.06	20	0.20	115	4
T 20705	201 238	0.83	1.0	180	370	< 0.5	6	0.13	0.5	9	13	80	3.87	10	< 1	0.06	10	0.33	295	11
T 20706	201 238	0.71	0.4	45	180	< 0.5	2	0.16	0.5	4	6	34	3.44	< 10	< 1	0.08	20	0.23	200	4
T 20707	201 238	1.17	0.4	45	210	< 0.5	4	0.02	< 0.5	2	6	12	2.23	< 10	< 1	0.04	20	0.21	70	3
T 20708	201 238	1.13	0.2	45	260	< 0.5	6	0.25	< 0.5	7	5	12	3.36	10	< 1	0.14	30	0.34	295	< 1
T 20709	201 238	1.17	0.2	45	180	< 0.5	4	0.28	< 0.5	7	7	19	3.39	10	< 1	0.19	40	0.41	435	< 1
T 20710	201 238	1.49	0.2	55	310	< 0.5	6	0.42	< 0.5	8	8	30	4.18	10	< 1	0.17	40	0.59	440	< 1
T 20711	201 238	1.92	< 0.2	120	490	< 0.5	< 2	0.45	< 0.5	8	8	18	4.20	10	< 1	0.24	30	0.66	545	< 1
T 20712	201 238	1.48	0.2	110	130	< 0.5	2	0.36	< 0.5	8	6	15	3.74	10	< 1	0.19	30	0.66	465	< 1
T 20713	201 238	1.36	0.2	90	130	< 0.5	< 2	0.28	< 0.5	12	7	28	4.33	10	< 1	0.16	30	0.73	655	< 1
T 20714	201 238	1.96	0.2	10	220	< 0.5	< 2	0.33	< 0.5	10	9	17	4.41	10	< 1	0.33	30	0.82	525	< 1
T 20715	201 238	1.30	< 0.2	70	150	< 0.5	2	0.29	< 0.5	9	10	21	4.08	10	< 1	0.09	30	0.46	665	< 1
T 20716	201 238	1.17	0.4	80	50	< 0.5	4	0.07	< 0.5	29	15	83	4.70	10	< 1	0.07	30	0.36	2080	1
T 20717	201 238	1.50	0.8	45	110	< 0.5	< 2	0.39	< 0.5	16	17	57	5.30	10	< 1	0.09	30	0.43	620	2
T 20718	201 238	1.07	0.2	45	60	< 0.5	< 2	0.05	< 0.5	9	11	25	3.53	10	< 1	0.06	20	0.31	470	< 1
T 20719	201 238	0.85	0.4	20	150	< 0.5	4	0.19	< 0.5	10	7	20	3.47	10	< 1	0.07	40	0.30	360	< 1
T 20720	201 238	1.49	0.4	45	470	< 0.5	< 2	0.48	< 0.5	9	10	17	4.02	10	< 1	0.07	20	0.48	715	< 1
T 20721	201 238	1.19	0.6	70	120	< 0.5	2	0.10	< 0.5	3	20	11	3.58	10	< 1	0.04	10	0.19	110	3
T 20722	201 238	0.48	< 0.2	5	40	< 0.5	2	3.00	< 0.5	7	5	32	1.60	< 10	< 1	0.03	< 10	0.11	885	< 1
T 20723	201 238	0.94	0.2	50	70	< 0.5	< 2	1.44	< 0.5	10	9	35	3.74	10	< 1	0.03	10	0.28	640	< 1
T 20724	201 238	0.93	0.6	5	60	< 0.5	< 2	0.49	< 0.5	10	11	36	3.76	10	< 1	0.04	20	0.22	370	< 1
T 20725	201 238	0.89	1.0	50	90	< 0.5	2	0.38	< 0.5	8	11	26	2.92	< 10	< 1	0.07	20	0.18	415	2
T 20726	201 238	1.06	0.4	25	70	< 0.5	2	0.25	< 0.5	15	19	45	4.16	10	< 1	0.06	30	0.36	790	< 1
T 20727	201 238	1.77	0.4	< 5	220	< 0.5	2	0.23	< 0.5	11	27	46	3.88	10	< 1	0.09	30	0.42	435	< 1
T 20728	201 238	1.11	0.6	35	200	< 0.5	4	0.22	< 0.5	8	11	37	4.69	10	< 1	0.11	50	0.49	480	1
T 20729	201 238	0.53	0.2	65	60	< 0.5	< 2	0.05	< 0.5	9	9	15	3.80	10	< 1	0.04	30	0.13	1410	< 1
T 20730	201 238	0.43	0.6	45	30	< 0.5	< 2	0.44	< 0.5	13	4	38	3.73	10	< 1	0.04	30	0.10	555	< 1
T 20731	201 238	0.31	< 0.2	30	40	< 0.5	2	3.21	< 0.5	14	2	35	3.73	10	< 1	0.03	< 10	0.13	400	< 1

CERTIFICATION : _____



Chemex Labs Ltd.

Analytical Chemists * Geochemists * Registered Assayers
 212 BROOKSBANK AVE., NORTH VANCOUVER,
 BRITISH COLUMBIA, CANADA V7J-2C1
 PHONE (604) 984-0221

ARCHER CATHRO & ASSOC. (1981) LTD.

1016 - 510 W. HASTINGS ST.
 VANCOUVER, BC
 V6B 1L8

Project : MARG
 Comments :

Page : 2-B
 Tot. pages: 3
 Date : 28-AUG-89
 Invoice # : I-8923509
 P.O. # : NONE

CERTIFICATE OF ANALYSIS A8923509

SAMPLE DESCRIPTION	PREP CODE	Na %	Ni ppm	P ppm	Pb ppm	Sb ppm	Sc ppm	Sr ppm	Ti %	Tl ppm	U ppm	V ppm	W ppm	Zn ppm
T 20384	201 238	0.01	22	860	44	< 5	4	32	0.04	< 10	< 10	14	20	136
T 20385	201 238	0.01	28	480	98	5	2	38	0.01	< 10	< 10	8	20	116
T 20386	201 238	0.01	20	870	42	< 5	3	17	0.01	< 10	< 10	8	10	114
T 20387	201 238	0.01	34	670	20	< 5	3	16	0.01	< 10	< 10	9	20	122
T 20388	201 238	0.01	14	1190	80	5	2	20	0.01	< 10	< 10	8	10	170
T 20389	201 238	0.01	39	960	16	5	4	10	< 0.01	< 10	< 10	44	20	152
T 20390	201 238	0.02	46	1190	8	5	6	17	0.02	< 10	< 10	57	20	100
T 20391	201 238	0.02	42	1110	14	10	4	12	< 0.01	< 10	< 10	42	20	90
T 20392	201 238	0.01	26	1470	18	10	3	16	< 0.01	< 10	< 10	44	20	262
T 20701	201 238	0.01	22	900	14	5	2	12	0.04	< 10	< 10	43	20	146
T 20702	201 238	0.01	13	1920	16	5	< 1	16	< 0.01	< 10	< 10	40	10	118
T 20703	201 238	0.01	21	1700	34	5	1	39	0.02	< 10	< 10	41	20	202
T 20704	201 238	0.01	8	1060	22	< 5	1	35	0.01	< 10	< 10	31	10	76
T 20705	201 238	0.01	24	1710	12	5	2	52	0.01	< 10	< 10	46	20	288
T 20706	201 238	0.01	15	1270	16	5	1	58	< 0.01	< 10	< 10	12	10	142
T 20707	201 238	0.01	4	1430	26	< 5	< 1	21	< 0.01	< 10	< 10	17	10	58
T 20708	201 238	0.01	6	840	36	< 5	3	40	0.01	< 10	< 10	8	10	72
T 20709	201 238	0.01	6	1020	24	< 5	4	20	0.03	< 10	< 10	9	10	82
T 20710	201 238	0.01	13	870	28	< 5	4	29	0.04	< 10	< 10	16	20	106
T 20711	201 238	0.01	7	980	24	< 5	7	35	0.07	< 10	< 10	19	20	80
T 20712	201 238	0.01	8	950	34	< 5	6	26	0.09	< 10	< 10	14	20	82
T 20713	201 238	0.01	16	1010	8	< 5	4	23	0.08	< 10	< 10	11	20	100
T 20714	201 238	0.01	11	940	14	< 5	8	26	0.15	< 10	< 10	20	20	96
T 20715	201 238	0.01	13	710	18	< 5	4	20	0.02	< 10	< 10	14	20	100
T 20716	201 238	0.01	45	1170	24	< 5	1	13	0.01	< 10	< 10	20	20	114
T 20717	201 238	0.01	47	1400	20	< 5	3	34	0.02	< 10	< 10	27	20	234
T 20718	201 238	0.01	17	680	14	< 5	1	6	0.02	< 10	< 10	20	10	82
T 20719	201 238	0.01	18	520	4	< 5	2	12	0.01	< 10	< 10	8	10	76
T 20720	201 238	0.01	11	890	20	< 5	4	32	< 0.01	< 10	< 10	13	20	74
T 20721	201 238	0.01	9	700	24	< 5	1	17	0.03	< 10	< 10	46	20	96
T 20722	201 238	0.01	11	1720	10	< 5	< 1	107	< 0.01	< 10	< 10	5	10	40
T 20723	201 238	0.01	17	720	22	< 5	2	45	< 0.01	< 10	< 10	8	20	80
T 20724	201 238	0.01	16	930	24	< 5	2	23	0.01	< 10	< 10	10	20	58
T 20725	201 238	0.02	14	1750	20	< 5	1	24	0.01	< 10	< 10	16	10	74
T 20726	201 238	0.01	35	830	8	< 5	3	18	0.01	< 10	< 10	17	20	92
T 20727	201 238	0.01	22	1050	14	5	3	18	0.03	< 10	< 10	39	20	92
T 20728	201 238	0.01	10	1110	16	< 5	4	22	0.01	< 10	< 10	15	20	96
T 20729	201 238	0.01	12	430	38	< 5	1	6	0.02	< 10	< 10	19	10	68
T 20730	201 238	0.01	23	430	34	< 5	3	20	< 0.01	< 10	< 10	4	10	76
T 20731	201 238	0.01	29	480	30	5	2	95	< 0.01	< 10	< 10	2	10	86

CERTIFICATION : _____



Chemex Labs Ltd.

Analytical Chemists • Geochemists • Registered Assayers
 212 BROOKSBANK AVE., NORTH VANCOUVER,
 BRITISH COLUMBIA, CANADA V7J-2C1
 PHONE (604) 984-0221

ARCHER CATHRO & ASSOC. (1981) LTD.

1016 - 510 W. HASTINGS ST.
 VANCOUVER, BC
 V6B 1L8

Project : MARG
 Comments :

Page : 3-A
 Tot. Pages: 3
 Date : 28-AUG-89
 Invoice # : I-8923509
 P.O. # : NONE

CERTIFICATE OF ANALYSIS A8923509

SAMPLE DESCRIPTION	PREP CODE	Al %	Ag ppm	As ppm	Ba ppm	Be ppm	Bi ppm	Ca %	Cd ppm	Co ppm	Cr ppm	Cu ppm	Fe %	Ga ppm	Hg ppm	K %	La ppm	Mg %	Mn ppm	Mo ppm
T 20732	201 238	1.21	0.4	15	170	< 0.5	2	0.32	< 0.5	12	12	33	3.97	< 10	< 1	0.07	30	0.44	520	< 1
T 20733	201 238	0.46	< 0.2	35	20	< 0.5	4	3.66	< 0.5	16	4	41	3.25	< 10	< 1	0.05	< 10	0.21	495	< 1
T 20734	201 238	1.00	0.2	20	30	< 0.5	< 2	0.20	< 0.5	19	11	43	4.10	10	< 1	0.04	30	0.42	740	< 1
T 20735	201 238	0.91	< 0.2	50	100	< 0.5	< 2	0.46	< 0.5	21	8	50	5.10	10	< 1	0.10	50	0.30	740	< 1
T 20736	201 238	1.29	0.2	< 5	310	< 0.5	< 2	0.38	< 0.5	11	8	43	4.40	10	< 1	0.07	30	0.48	550	< 1
T 20737	201 238	1.49	0.2	45	160	< 0.5	< 2	0.23	< 0.5	11	10	63	4.10	10	< 1	0.16	30	0.67	470	< 1
T 20738	201 238	2.58	< 0.2	< 5	700	< 0.5	< 2	0.60	0.5	28	18	749	9.02	20	< 1	0.22	10	1.33	1330	< 1
T 20739	201 238	0.86	0.8	35	230	< 0.5	< 2	0.24	1.5	9	16	47	4.00	10	< 1	0.04	20	0.38	265	2
T 20750	201 238	1.03	0.8	5	60	< 0.5	< 2	0.06	1.0	7	21	37	3.38	< 10	< 1	0.03	20	0.42	235	2
T 20751	201 238	0.95	0.4	85	80	< 0.5	< 2	0.10	0.5	6	13	38	3.06	< 10	< 1	0.04	20	0.28	160	4
T 20752	201 238	0.87	0.2	20	70	< 0.5	< 2	0.05	< 0.5	3	13	11	1.27	< 10	< 1	0.04	20	0.12	45	2
T 20753	201 238	1.73	0.6	55	130	< 0.5	< 2	0.07	< 0.5	6	30	39	3.98	10	< 1	0.08	20	0.44	295	3
T 20754	201 238	1.26	0.6	65	270	< 0.5	< 2	0.05	< 0.5	6	25	30	6.16	10	< 1	0.08	10	0.23	475	4
T 20755	201 238	0.99	0.8	25	120	< 0.5	2	0.03	< 0.5	4	16	40	2.82	< 10	< 1	0.07	20	0.20	90	9
T 20756	201 238	0.94	1.2	80	200	< 0.5	< 2	0.05	< 0.5	7	17	47	3.75	< 10	< 1	0.08	10	0.19	230	10
T 20757	201 238	1.61	0.2	65	110	< 0.5	< 2	0.07	< 0.5	5	27	56	3.22	10	< 1	0.06	20	0.43	205	1
T 20758	201 238	1.10	0.8	20	90	< 0.5	< 2	0.08	0.5	12	21	84	4.47	10	< 1	0.07	20	0.50	775	2
T 20759	201 238	0.83	0.6	30	70	< 0.5	< 2	0.02	< 0.5	3	12	20	1.76	< 10	< 1	0.07	20	0.30	155	2
T 20760	201 238	1.47	0.4	60	120	< 0.5	4	0.11	< 0.5	6	19	39	3.11	< 10	< 1	0.11	20	0.48	335	2
T 20761	201 238	1.12	0.2	65	70	< 0.5	< 2	0.08	< 0.5	10	18	54	3.38	10	< 1	0.09	20	0.46	585	2
T 20762	201 238	0.81	1.4	65	170	< 0.5	< 2	0.44	< 0.5	5	10	43	2.63	< 10	< 1	0.04	10	0.23	335	4
T 20763	201 238	1.06	1.0	50	110	< 0.5	< 2	0.07	< 0.5	5	16	22	2.74	< 10	< 1	0.05	10	0.30	210	6
T 20764	201 238	1.67	0.4	85	160	< 0.5	< 2	0.15	< 0.5	19	32	86	4.27	10	< 1	0.09	20	0.62	1700	1
T 20765	201 238	1.39	0.4	80	60	< 0.5	2	0.07	< 0.5	14	28	36	4.69	10	< 1	0.04	40	0.63	530	< 1
T 20766	201 238	1.86	0.6	45	150	0.5	< 2	0.11	< 0.5	10	34	21	4.16	10	< 1	0.11	30	0.81	380	< 1
T 20767	201 238	0.77	1.2	50	200	0.5	< 2	0.31	2.0	9	15	58	4.48	10	< 1	0.08	30	0.37	340	5
T 20768	201 238	1.07	0.8	20	90	< 0.5	< 2	0.07	< 0.5	5	15	14	2.07	10	< 1	0.05	20	0.25	125	< 1
T 20769	201 238	1.29	0.2	45	80	0.5	2	0.13	< 0.5	6	21	26	2.71	10	< 1	0.06	20	0.35	155	1
T 20770	201 238	1.61	0.4	60	160	0.5	< 2	0.15	< 0.5	7	21	14	2.73	10	< 1	0.06	30	0.36	145	2
T 20771	201 238	1.22	1.4	180	240	0.5	< 2	1.35	1.0	13	20	55	3.34	10	< 1	0.07	10	0.43	1220	< 1
T 20772	201 238	1.42	0.6	5	210	0.5	< 2	0.14	0.5	6	23	23	2.90	10	< 1	0.07	20	0.37	130	3
T 20773	201 238	1.38	0.4	35	370	0.5	< 2	0.31	< 0.5	7	13	28	3.62	10	< 1	0.06	30	0.46	230	< 1
T 20774	201 238	1.43	0.4	60	220	0.5	< 2	0.15	< 0.5	10	17	43	3.49	10	< 1	0.06	30	0.45	450	< 1
T 20775	201 238	0.94	0.8	60	190	0.5	2	0.29	< 0.5	12	12	66	4.06	10	< 1	0.11	40	0.46	430	2
T 20776	201 238	0.97	1.0	80	220	0.5	< 2	0.27	< 0.5	10	11	46	4.11	10	< 1	0.07	40	0.41	360	< 1
T 20777	201 238	1.44	0.8	115	300	0.5	< 2	0.27	0.5	14	18	57	4.61	10	< 1	0.14	30	0.47	760	2
T 20778	201 238	0.93	0.4	30	70	< 0.5	< 2	0.06	< 0.5	6	16	12	2.17	10	< 1	0.06	20	0.15	160	1
T 20779	201 238	1.06	0.2	100	80	< 0.5	< 2	0.04	< 0.5	7	14	34	3.61	10	< 1	0.06	20	0.20	165	< 1

CERTIFICATION : _____



Chemex Labs Ltd.

Analytical Chemists * Geochemists * Registered Assayers

212 BROOKSBANK AVE., NORTH VANCOUVER,
BRITISH COLUMBIA, CANADA V7J-2C1

PHONE (604) 984-0221

TRADER CATHRO & ASSOC. (1981) LTD.

1016 - 510 W. HASTINGS ST.
VANCOUVER, BC
V6B 1L8

Project : MARG

Comments :

Page N 3-B

Tot. Pages: 3

Date : 28-AUG-89

Invoice # : I-8923509

P.O. # : NONE

CERTIFICATE OF ANALYSIS A8923509

SAMPLE DESCRIPTION	PREP CODE	Na %	Ni ppm	P ppm	Pb ppm	Sb ppm	Sc ppm	Sr ppm	Ti %	Ti ppm	U ppm	V ppm	W ppm	Zn ppm
T 20732	201 238	0.01	19	610	16	< 5	4	17	0.03	< 10	< 10	21	10	86
T 20733	201 238	0.01	27	530	36	5	2	121	< 0.01	< 10	< 10	2	10	72
T 20734	201 238	0.01	29	460	28	< 5	2	15	< 0.01	< 10	< 10	5	10	100
T 20735	201 238	0.01	39	690	18	< 5	4	23	< 0.01	< 10	< 10	11	20	126
T 20736	201 238	0.01	16	730	24	< 5	4	24	0.01	< 10	< 10	19	20	76
T 20737	201 238	0.01	9	880	18	< 5	5	14	0.11	< 10	< 10	24	20	84
T 20738	201 238	0.02	21	1510	< 2	5	11	55	0.14	< 10	< 10	106	40	178
T 20739	201 238	0.01	24	1160	12	5	4	13	< 0.01	< 10	< 10	27	10	256
T 20750	201 238	0.01	22	1020	18	5	< 1	10	0.01	< 10	< 10	32	10	160
T 20751	201 238	0.01	18	900	32	5	1	16	0.01	< 10	< 10	30	10	162
T 20752	201 238	0.01	4	420	8	< 5	< 1	8	0.02	< 10	< 10	29	< 10	30
T 20753	201 238	0.01	14	740	52	5	2	16	0.04	< 10	< 10	50	10	98
T 20754	201 238	0.01	21	2140	38	< 5	1	64	0.02	< 10	< 10	45	20	200
T 20755	201 238	0.01	18	690	30	5	1	14	0.01	< 10	< 10	36	10	142
T 20756	201 238	0.01	15	1870	28	5	1	38	0.02	< 10	< 10	45	10	114
T 20757	201 238	0.01	17	640	88	5	2	14	0.04	< 10	< 10	41	10	142
T 20758	201 238	0.01	41	900	14	< 5	1	33	0.01	< 10	< 10	20	20	194
T 20759	201 238	0.01	5	670	20	< 5	< 1	14	< 0.01	< 10	< 10	17	< 10	46
T 20760	201 238	0.01	18	610	14	< 5	1	21	0.02	< 10	< 10	25	10	106
T 20761	201 238	0.01	22	800	40	< 5	1	22	0.02	< 10	< 10	17	10	132
T 20762	201 238	0.01	13	1160	44	5	1	47	< 0.01	< 10	< 10	24	10	80
T 20763	201 238	0.01	14	1110	34	< 5	1	20	0.01	< 10	< 10	37	10	102
T 20764	201 238	0.01	58	1040	32	< 5	3	20	0.04	< 10	< 10	31	20	204
T 20765	201 238	0.01	37	540	34	< 5	2	7	0.05	< 10	< 10	22	20	106
T 20766	201 238	0.01	27	940	28	< 5	3	9	0.01	< 10	< 10	32	10	100
T 20767	201 238	0.01	36	1390	14	< 5	3	31	0.01	< 10	< 10	35	10	322
T 20768	201 238	0.01	9	630	6	5	< 1	8	0.01	< 10	< 10	27	< 10	58
T 20769	201 238	0.01	19	600	10	5	1	11	0.04	< 10	< 10	37	< 10	94
T 20770	201 238	0.01	12	650	14	< 5	2	13	0.04	< 10	< 10	41	< 10	68
T 20771	201 238	0.01	40	1510	110	5	3	61	0.01	< 10	< 10	22	10	346
T 20772	201 238	0.01	14	900	14	< 5	1	15	0.02	< 10	< 10	48	< 10	94
T 20773	201 238	0.01	9	980	4	5	3	21	0.03	< 10	< 10	26	10	94
T 20774	201 238	0.01	15	700	18	< 5	3	12	0.04	< 10	< 10	30	< 10	104
T 20775	201 238	0.01	30	1300	14	< 5	4	28	0.04	< 10	< 10	26	10	202
T 20776	201 238	0.01	20	1070	32	< 5	3	19	0.02	< 10	< 10	18	< 10	160
T 20777	201 238	0.01	37	1330	30	10	4	26	0.01	< 10	< 10	32	10	240
T 20778	201 238	0.01	9	800	20	< 5	< 1	10	0.01	< 10	< 10	44	< 10	52
T 20779	201 238	0.01	19	680	24	< 5	1	6	0.01	< 10	< 10	23	10	118

CERTIFICATION : _____



Chemex Labs Ltd.

Analytical Chemists • Geochemists • Registered Assayers

212 BROOKSBANK AVE., NORTH VANCOUVER,
BRITISH COLUMBIA, CANADA V7J-2C1

PHONE (604) 984-0221

To: ARCHER CATHRO & ASSOC. (1981) LTD.

3125 3RD AVE., BOX 4127
WHITEHORSE, YT
Y1A 3S9

Project: MARG
Comments:

Page No.: 1-A
Tot. Pages: 1
Date: 11-SEP-89
Invoice #: I-8924637
P.O. #: NONE

CERTIFICATE OF ANALYSIS A8924637

SAMPLE DESCRIPTION	PREP CODE		Al2O3 %	Ba ppm	CaO %	Co ppm	Cr ppm	Cu ppm	Fe2O3 %	K2O %	La ppm	MgO %
			ICP	(ICP)	ICP	(ICP)	(ICP)	(ICP)	ICP	ICP	ICP	ICP
S 10379	217	232	14.05	4830	0.15	1	110	11	1.94	3.60	20	1.02
S 10380	217	232	12.00	240	6.05	26	215	177	9.11	0.30	< 20	3.46
S 10381	217	232	11.50	320	4.74	32	76	149	10.35	0.70	< 20	4.29
S 10382	217	232	11.85	5570	12.50	21	107	27	6.44	1.60	< 20	3.61
S 10383	217	232	4.57	1890	0.19	< 1	228	42	3.54	0.60	20	0.49
S 10384	217	232	4.53	160	0.61	35	129	185	>25.0	0.80	< 20	0.30
S 11843	217	232	9.83	1680	0.18	21	496	32	3.01	1.60	20	0.46
S 11844	217	232	10.70	1740	0.04	11	162	27	1.76	1.50	20	0.55
S 11845	217	232	9.79	1610	0.11	10	183	23	2.50	1.40	20	0.48
S 11846	217	232	12.00	3650	0.15	6	160	32	3.47	1.70	20	0.81
T 3729	217	232	5.94	1310	0.03	< 1	102	5	0.54	1.20	< 20	0.33
T 20034	217	232	11.90	4890	0.02	2	124	13	1.14	1.60	40	1.73
T 20035	217	232	12.20	900	0.11	33	173	1385	11.90	0.70	< 20	0.22
T 20036	217	232	11.25	2320	0.04	3	168	209	4.15	2.10	20	0.39
T 20049	217	232	9.66	>10000	0.02	< 1	153	61	10.50	2.70	40	0.95



Chemex Labs Ltd.

Analytical Chemists * Geochemists * Registered Assayers

212 BROOKSBANK AVF., NORTH VANCOUVER,
BRITISH COLUMBIA, CANADA V7J-2C1

PHONE (604) 964-0221

to: ARCHER CATHRO & ASSOC. (1981) LTD.

3125 3RD AVE., BOX 4127
WHITEHORSE, YT
Y1A 3S9

Project: MARG

Comments:

Page no.: 1-B

Tot. Pages: 1

Date: 11-SEP-89

Invoice #: 1-8924637

P.O. #: NONE

CERTIFICATE OF ANALYSIS A8924637

SAMPLE DESCRIPTION	PREP CODE		Mn ppm (ICP)	Mo ppm (ICP)	Na2O % ICP	Ni ppm (ICP)	P ppm (ICP)	Pb ppm (ICP)	Sr ppm (ICP)	TiO2 % ICP	V ppm (ICP)	Zn ppm (ICP)
	S 10379	217	232	15	< 3	0.40	1	< 10	30	66	0.11	< 1
S 10380	217	232	1030	<< 1	1.59	67	530	5	317	1.01	232	108
S 10381	217	232	1270	<< 1	1.14	69	530	10	297	0.76	263	236
S 10382	217	232	820	1	1.48	30	740	10	515	1.16	148	72
S 10383	217	232	85	5	0.16	12	2320	45	50	0.16	284	52
S 10384	217	232	2270	22	0.07	177	>10000	5	73	0.08	376	1665
S 11843	217	232	335	1	0.27	30	650	15	76	0.47	209	100
S 11844	217	232	180	4	0.59	20	140	20	192	0.49	205	58
S 11845	217	232	160	2	0.37	22	380	20	99	0.47	205	74
S 11846	217	232	260	< 1	0.40	40	410	10	137	0.47	176	124
T 3729	217	232	15	8	0.15	6	30	5	28	0.14	174	36
T 20034	217	232	20	1	0.94	1	40	20	209	0.30	9	34
T 20035	217	232	950	1	2.45	54	690	140	151	0.87	217	4370
T 20036	217	232	45	2	0.59	15	400	55	75	0.34	223	380
T 20049	217	232	155	7	0.16	12	1030	30	41	0.37	43	200



Chemex Labs Ltd.

Analytical Chemists • Geochemists • Registered Assayers

111 BROOKSBANK AVE., NORTH VANCOUVER,
BRITISH COLUMBIA, CANADA V7J-1C1

PHONE (604) 964-0221

To: ARCHER CATHRO & ASSOC. (1981) LTD.

3125 3RD AVE., BOX 4127
WHITEHORSE, YT
Y1A 3S9

Project: MARG

Comments:

Page No.: 1-A

Tot. Pages: 1

Date: 10-SEP-89

Invoice #: I-8924638

P.O. #: NONE

CERTIFICATE OF ANALYSIS A8924638

SAMPLE DESCRIPTION	PREP CODE	Al %	Ag ppm	As ppm	Ba ppm	Be ppm	Bi ppm	Ca %	Cd ppm	Co ppm	Cr ppm	Cu ppm	Fe %	Ga ppm	Hg ppm	K %	La ppm	Mg %	Mn ppm	Ni ppm
T 20600	201 238	0.59	< 0.2	5	50	< 0.5	< 2	0.40	< 0.5	11	9	27	3.14	< 10	< 1	0.05	10	0.15	565	< 1
T 20601	201 238	0.71	< 0.2	10	30	< 0.5	< 2	0.02	< 0.5	6	12	36	5.05	< 10	< 1	0.06	20	0.14	260	< 1
T 20602	201 238	0.86	< 0.2	10	110	< 0.5	< 2	0.41	< 0.5	9	21	17	3.80	< 10	< 1	0.06	10	0.20	1110	< 1
T 20603	201 238	2.28	< 0.2	20	30	< 0.5	< 2	0.36	< 0.5	25	27	38	4.61	10	< 1	0.04	30	0.95	1385	< 1
T 20604	201 238	1.21	< 0.2	20	50	< 0.5	< 2	0.44	2.5	32	17	95	5.54	< 10	< 1	0.05	20	0.66	1955	5
T 20605	201 238	1.49	< 0.2	15	60	< 0.5	< 2	0.19	0.5	21	18	59	5.36	< 10	< 1	0.05	20	0.44	1250	< 1
T 20606	201 238	1.03	< 0.2	20	150	< 0.5	< 2	0.51	< 0.5	22	10	133	3.37	< 10	< 1	0.03	20	0.45	2430	2
T 20607	201 238	0.95	0.4	10	200	< 0.5	< 2	0.49	0.5	12	18	68	3.45	< 10	< 1	0.05	20	0.22	1045	2
T 20608	201 238	0.89	0.2	10	70	< 0.5	< 2	0.10	< 0.5	10	20	56	3.05	< 10	< 1	0.03	20	0.13	410	1
T 20609	201 238	0.65	0.2	20	90	< 0.5	< 2	0.09	0.5	11	11	51	3.72	< 10	< 1	0.04	10	0.06	845	1
T 20610	201 238	1.13	0.2	25	40	< 0.5	< 2	0.03	1.0	16	21	85	4.22	< 10	< 1	0.02	20	0.10	735	1
T 20611	201 238	0.44	0.4	30	110	< 0.5	< 2	0.08	1.5	27	8	62	5.25	< 10	< 1	0.04	20	0.06	1715	9
T 20612	201 238	1.58	0.8	30	120	< 0.5	< 2	0.04	< 0.5	8	32	93	4.42	< 10	< 1	0.06	30	0.44	315	6
T 20613	201 238	0.80	0.6	10	90	< 0.5	< 2	0.05	0.5	9	13	44	2.84	< 10	< 1	0.04	30	0.10	225	1
T 20614	201 238	0.71	0.6	30	140	< 0.5	< 2	0.11	1.0	15	13	174	5.32	< 10	< 1	0.05	20	0.20	1265	12
T 20615	201 238	1.11	0.4	10	50	< 0.5	< 2	0.21	< 0.5	12	23	58	3.28	< 10	< 1	0.02	30	0.15	720	1
T 20616	201 238	0.37	1.2	35	1300	< 0.5	< 2	0.03	< 0.5	4	11	31	2.31	< 10	< 1	0.09	40	0.03	85	22
T 20617	201 238	0.56	< 0.2	20	90	< 0.5	< 2	0.50	< 0.5	26	10	71	5.58	< 10	< 1	0.06	20	0.12	770	< 1
T 20618	201 238	0.78	< 0.2	15	120	< 0.5	< 2	1.65	0.5	11	10	41	3.88	< 10	< 1	0.04	< 10	0.18	935	< 1
T 20619	201 238	1.16	< 0.2	25	120	< 0.5	< 2	0.52	1.0	22	16	83	4.70	< 10	< 1	0.05	20	0.27	825	2
T 20620	201 238	1.39	0.2	25	170	< 0.5	< 2	0.08	< 0.5	9	43	45	3.78	< 10	< 1	0.03	10	0.31	405	3
T 20621	201 238	1.30	0.6	20	160	< 0.5	< 2	0.05	0.5	17	23	62	5.10	< 10	< 1	0.04	20	0.33	690	6
T 20622	201 238	3.81	0.2	40	100	< 0.5	< 2	0.07	9.5	156	22	297	9.75	< 10	< 1	0.04	10	0.25	5010	8
T 20623	201 238	1.31	0.2	20	100	< 0.5	< 2	0.68	1.0	15	21	63	4.90	< 10	< 1	0.05	20	0.42	930	3
T 20624	201 238	1.39	0.2	15	70	< 0.5	< 2	0.16	3.0	57	20	119	6.12	10	< 1	0.03	40	0.40	2620	3
T 20625	201 238	1.10	0.2	15	40	< 0.5	< 2	0.16	0.5	14	17	51	4.00	< 10	< 1	0.04	20	0.44	545	< 1
T 20626	203 238	0.66	< 0.2	10	80	< 0.5	< 2	0.10	< 0.5	8	141	23	2.51	< 10	< 1	0.13	30	0.14	440	< 1

CERTIFICATION : _____



Chemex Labs Ltd.

Analytical Chemists • Geochemists • Registered Assayers

212 BROOKSBANK AVE., NORTH VANCOUVER,
BRITISH COLUMBIA, CANADA V7J-1C1

PHONE (604) 984-0221

ARCHER CATIRO & ASSOC. (1981) LTD.

3125 3RD AVE., BOX 4127
WHITEHORSE, YT
Y1A 3S9

Project : MARG
Comments :

Page no. : 1-B
Tot. Pages : 1
Date : 10-SEP-89
Invoice # : I-8924638
P.O. # : NONE

CERTIFICATE OF ANALYSIS A8924638

SAMPLE DESCRIPTION	PREP CODE	Na %	Ni ppm	P ppm	Pb ppm	Sb ppm	Sc ppm	Sr ppm	Ti %	Tl ppm	U ppm	V ppm	W ppm	Zn ppm
T 20600	201 238	0.01	28	970	18	< 5	1	18	< 0.01	< 10	< 10	8	< 10	96
T 20601	201 238	0.01	16	650	34	< 5	1	7	< 0.01	< 10	< 10	7	< 10	72
T 20602	201 238	0.01	23	720	30	< 5	1	20	0.02	< 10	< 10	25	< 10	74
T 20603	201 238	0.01	44	300	10	< 5	2	13	< 0.01	< 10	< 10	11	< 10	100
T 20604	201 238	0.01	71	1300	24	< 5	3	24	< 0.01	< 10	< 10	20	< 10	278
T 20605	201 238	0.01	49	700	46	< 5	4	13	< 0.01	< 10	< 10	13	< 10	212
T 20606	201 238	0.01	45	1310	26	< 5	2	33	< 0.01	< 10	< 10	8	< 10	102
T 20607	201 238	0.01	30	1340	14	< 5	2	24	0.01	< 10	< 10	16	< 10	120
T 20608	201 238	0.01	48	760	6	< 5	1	17	0.01	< 10	< 10	19	< 10	142
T 20609	201 238	0.02	44	1060	18	< 5	1	17	0.01	< 10	< 10	17	< 10	162
T 20610	201 238	0.01	56	680	10	< 5	2	6	< 0.01	< 10	< 10	20	< 10	242
T 20611	201 238	0.01	96	1100	18	< 5	< 1	6	0.01	< 10	< 10	19	< 10	392
T 20612	201 238	0.01	51	810	34	< 5	2	48	0.01	< 10	< 10	58	< 10	206
T 20613	201 238	0.02	37	740	18	< 5	1	19	0.01	< 10	< 10	18	< 10	126
T 20614	201 238	0.01	73	1260	22	< 5	2	44	0.01	< 10	< 10	24	< 10	256
T 20615	201 238	0.01	51	1100	16	< 5	3	16	< 0.01	< 10	< 10	22	< 10	126
T 20616	201 238	0.01	21	630	36	5	1	12	< 0.01	< 10	< 10	27	< 10	146
T 20617	201 238	0.01	69	640	36	< 5	2	16	< 0.01	< 10	< 10	6	< 10	156
T 20618	201 238	0.01	32	960	26	< 5	2	41	< 0.01	< 10	< 10	13	< 10	148
T 20619	201 238	0.01	67	950	30	< 5	3	22	< 0.01	< 10	< 10	19	< 10	234
T 20620	201 238	0.01	52	850	20	< 5	1	10	0.01	< 10	< 10	37	< 10	138
T 20621	201 238	0.01	60	1060	24	< 5	2	8	0.01	< 10	< 10	37	< 10	266
T 20622	201 238	0.01	387	1380	56	5	7	15	< 0.01	< 10	10	25	< 10	1210
T 20623	201 238	0.01	56	910	36	< 5	3	38	< 0.01	< 10	< 10	27	< 10	242
T 20624	201 238	0.01	124	720	34	< 5	3	14	< 0.01	< 10	< 10	20	< 10	534
T 20625	201 238	0.01	48	540	24	< 5	2	10	< 0.01	< 10	< 10	15	< 10	180
T 20626	203 238	0.02	22	360	24	< 5	2	8	0.01	< 10	< 10	10	< 10	66

CERTIFICATION : _____



Chemex Labs Ltd.

Analytical Chemists • Geochemists • Registered Assayers
 212 BROOKSBANK AVE., NORTH VANCOUVER,
 BRITISH COLUMBIA, CANADA V7J-2C1
 PHONE (604) 984-0221

To: ARCHER CAIHRO & ASSOC. (1981) LTD.

3125 JRD AVE., BOX 4127
 WHITEHORSE, YT
 Y1A 3S9

Project: MARG
 Comments:

Page No.: 1-A
 Tot. Pages: 6
 Date: 11-SEP-89
 Invoice #: I-8924639
 P.O. #: NONE

CERTIFICATE OF ANALYSIS A8924639

SAMPLE DESCRIPTION	PREP CODE	Au ppb FA+AA	Al %	Ag ppb	As ppm	Ba ppm	Be ppm	Bi ppm	Ca %	Cd ppm	Co ppm	Cr ppm	Cu ppm	Fe %	Ga ppm	Hg ppm	K %	La ppm	Mg %	Mn ppm
S 08152	201 238	—	1.57	0.6	100	120	< 0.5	< 2	0.13	< 0.5	9	37	194	3.87	< 10	< 1	0.05	20	0.49	280
S 08153	201 238	—	1.24	1.6	240	180	< 0.5	< 2	0.16	0.5	7	27	286	3.94	< 10	< 2	0.06	20	0.42	260
S 08154	201 238	—	1.65	1.0	105	130	< 0.5	< 2	0.21	0.5	10	31	153	3.82	< 10	< 1	0.07	20	0.51	535
S 08155	201 238	—	1.74	1.2	90	110	< 0.5	< 2	0.17	< 0.5	9	32	117	3.45	< 10	< 1	0.06	20	0.46	340
S 08156	201 238	—	1.10	3.8	590	90	< 0.5	10	0.07	< 0.5	5	20	357	4.58	< 10	< 1	0.07	20	0.46	180
S 08157	201 238	—	1.38	2.4	320	140	< 0.5	8	0.14	< 0.5	8	37	324	3.81	< 10	< 1	0.08	20	0.42	275
S 08158	201 238	—	1.75	0.4	70	130	< 0.5	< 2	0.23	< 0.5	10	45	120	3.89	< 10	< 1	0.05	20	0.68	350
S 08159	201 238	—	2.09	0.2	40	210	< 0.5	< 2	0.15	< 0.5	14	45	133	4.12	< 10	< 1	0.06	20	0.64	490
S 08160	201 238	—	2.10	0.2	45	200	< 0.5	< 2	0.16	< 0.5	10	45	134	4.07	< 10	< 1	0.05	20	0.66	395
S 08782	201 238	—	1.12	0.2	< 5	70	< 0.5	< 2	0.06	0.5	3	20	14	1.78	< 10	< 1	0.06	10	0.15	120
S 08783	201 238	—	0.78	< 0.2	15	90	< 0.5	< 2	0.28	< 0.5	9	11	16	3.47	< 10	< 1	0.06	20	0.13	535
S 08784	201 238	—	1.08	< 0.2	5	20	< 0.5	< 2	0.06	< 0.5	23	14	35	3.75	< 10	< 1	0.05	20	0.40	1310
S 08785	201 238	—	1.63	< 0.2	20	90	< 0.5	< 2	0.08	< 0.5	4	30	12	3.56	< 10	< 1	0.05	10	0.34	205
S 08786	201 238	—	1.91	0.2	25	480	< 0.5	< 2	0.67	< 0.5	10	24	44	3.42	< 10	< 1	0.07	20	0.55	310
S 08787	201 238	—	1.47	0.4	10	360	< 0.5	< 2	0.13	1.0	11	24	43	3.31	< 10	< 1	0.03	20	0.40	400
S 08788	201 238	—	1.15	< 0.2	5	70	< 0.5	< 2	0.05	< 0.5	3	25	19	2.08	< 10	< 1	0.04	10	0.19	70
S 08789	201 238	—	1.72	0.2	25	110	< 0.5	< 2	0.11	< 0.5	6	29	20	2.95	< 10	< 1	0.05	10	0.48	195
S 08790	201 238	—	1.47	< 0.2	20	70	< 0.5	< 2	0.10	< 0.5	5	31	38	3.30	< 10	< 1	0.04	20	0.36	175
S 08791	201 238	—	1.35	0.2	25	70	< 0.5	< 2	0.07	< 0.5	6	23	38	3.48	< 10	< 1	0.03	20	0.41	165
S 08792	201 238	—	1.34	< 0.2	30	60	< 0.5	< 2	0.05	< 0.5	4	29	19	3.13	< 10	< 1	0.03	10	0.30	150
S 10761	201 238	—	1.13	0.4	20	200	< 0.5	< 2	0.20	1.5	11	24	58	3.31	< 10	< 1	0.05	20	0.48	320
S 10762	201 238	—	0.90	< 0.2	10	110	< 0.5	< 2	0.04	< 0.5	2	12	6	1.55	< 10	< 1	0.06	10	0.12	150
S 10763	201 238	—	1.87	< 0.2	15	150	< 0.5	< 2	0.10	< 0.5	7	24	15	3.19	< 10	1	0.07	10	0.42	345
S 10764	201 238	—	1.87	< 0.2	25	220	< 0.5	< 2	0.26	< 0.5	10	21	21	3.39	< 10	1	0.22	20	0.54	420
S 10765	201 238	—	1.87	< 0.2	5	160	< 0.5	< 2	0.17	< 0.5	10	25	22	3.21	< 10	< 1	0.20	20	0.53	470
S 10766	201 238	—	2.02	< 0.2	< 5	310	< 0.5	< 2	0.21	< 0.5	11	26	19	4.01	10	< 1	0.37	20	0.65	410
S 10767	201 238	—	1.89	< 0.2	10	290	< 0.5	< 2	0.14	< 0.5	5	24	11	3.93	10	< 1	0.22	10	0.51	425
S 10768	201 238	—	1.19	0.2	10	270	< 0.5	< 2	0.23	< 0.5	11	16	14	2.87	< 10	< 1	0.19	40	0.27	565
S 10769	201 238	—	1.63	< 0.2	< 5	130	< 0.5	< 2	0.13	< 0.5	5	23	11	3.32	10	2	0.14	20	0.33	295
S 10770	201 238	—	1.27	< 0.2	< 5	230	< 0.5	< 2	0.22	< 0.5	8	12	11	2.87	10	< 1	0.47	20	0.21	540
S 10771	201 238	—	1.59	< 0.2	10	210	< 0.5	< 2	0.18	< 0.5	7	25	14	3.04	< 10	< 1	0.25	20	0.30	370
S 10772	201 238	—	2.22	< 0.2	< 5	730	< 0.5	< 2	0.38	< 0.5	14	23	23	4.63	10	1	0.52	30	0.90	505
S 10773	201 238	—	2.09	< 0.2	< 5	790	< 0.5	< 2	0.34	< 0.5	11	22	21	4.49	10	< 1	0.54	40	0.76	670
S 10774	201 238	—	1.77	< 0.2	15	720	< 0.5	< 2	0.28	< 0.5	8	16	16	3.70	10	< 1	0.40	30	0.53	645
S 10775	201 238	—	1.72	< 0.2	< 5	460	< 0.5	< 2	0.27	< 0.5	7	10	12	3.65	10	< 1	0.31	30	0.55	505
S 10776	201 238	—	1.80	< 0.2	15	410	< 0.5	< 2	0.38	< 0.5	11	20	20	3.97	10	< 1	0.49	40	0.56	585
S 10777	201 238	—	1.98	< 0.2	< 5	400	< 0.5	< 2	0.22	0.5	8	20	16	4.05	10	< 1	0.42	30	0.54	565
S 10778	201 238	—	0.40	3.8	50	450	< 0.5	< 2	0.03	< 0.5	2	16	10	1.64	< 10	< 1	0.07	10	0.05	85
S 10779	201 238	—	1.43	0.4	25	370	< 0.5	< 2	0.18	< 0.5	8	24	30	3.03	< 10	< 1	0.08	20	0.40	405
S 10780	201 238	—	1.02	< 0.2	< 5	90	< 0.5	< 2	0.04	0.5	5	16	14	3.49	10	< 1	0.07	20	0.15	395



Chemex Labs Ltd.

Analytical Chemists • Geochemists • Registered Assayers

212 BROOKSBANK AVENUE, NORTH VANCOUVER,
BRITISH COLUMBIA, CANADA V7J-2C1

PHONE (604) 984-0221

To: ARCHER CATHRO & ASSOC. (1981) LTD.

3125 3RD AVE., BOX 4127
WHITEHORSE, YT
Y1A 3S9

Project: MARG

Comments:

Page No.: 1-B
Tot. Pages: 6
Date: 11-SEP-89
Invoice #: I-8924639
P.O. #: NONE

CERTIFICATE OF ANALYSIS A8924639

SAMPLE DESCRIPTION	PREP CODE	Mb ppm	Na %	Ni ppm	P ppm	Pb ppm	Sb ppm	Sc ppm	Sr ppm	Ti %	Tl ppm	U ppm	V ppm	W ppm	Zn ppm
S 08152	201 238	3	0.01	33	860	292	5	3	14	0.03	< 10	< 10	49	< 10	256
S 08153	201 238	5	0.01	31	920	864	10	4	18	0.04	< 10	< 10	40	< 10	248
S 08154	201 238	3	0.02	32	1020	506	5	4	18	0.06	< 10	< 10	51	< 10	198
S 08155	201 238	2	0.01	26	780	418	5	3	15	0.05	< 10	< 10	48	< 10	172
S 08156	201 238	10	0.01	16	1080	1825	15	3	23	0.02	< 10	< 10	30	< 10	248
S 08157	201 238	6	0.01	32	870	1240	15	4	18	0.04	< 10	< 10	39	< 10	212
S 08158	201 238	3	0.01	40	780	188	< 5	3	18	0.05	< 10	< 10	52	< 10	152
S 08159	201 238	3	0.01	32	990	134	< 5	2	18	0.03	< 10	< 10	59	< 10	122
S 08160	201 238	2	0.01	34	950	136	< 5	2	18	0.03	< 10	< 10	60	< 10	128
S 08782	201 238	< 1	0.01	6	1410	8	< 5	< 1	11	0.01	< 10	< 10	40	< 10	28
S 08783	201 238	< 1	0.01	15	610	28	< 5	2	15	0.01	< 10	< 10	14	< 10	64
S 08784	201 238	< 1	0.02	31	430	8	< 5	1	6	0.01	< 10	< 10	13	< 10	96
S 08785	201 238	2	0.01	13	280	8	< 5	2	10	0.05	< 10	< 10	63	< 10	60
S 08786	201 238	< 1	0.02	16	1090	10	< 5	5	43	0.03	< 10	< 10	53	< 10	98
S 08787	201 238	2	0.01	26	870	18	< 5	2	13	0.01	< 10	< 10	35	< 10	198
S 08788	201 238	< 1	0.01	8	730	2	< 5	< 1	7	0.02	< 10	< 10	59	< 10	32
S 08789	201 238	2	0.01	18	590	10	< 5	2	12	0.04	< 10	< 10	51	< 10	94
S 08790	201 238	1	0.01	23	760	8	< 5	1	10	0.03	< 10	< 10	56	< 10	64
S 08791	201 238	< 1	0.01	21	590	10	< 5	2	8	0.03	< 10	< 10	43	< 10	66
S 08792	201 238	< 1	0.01	18	410	8	< 5	1	6	0.02	< 10	< 10	39	< 10	58
S 10761	201 238	3	0.01	40	1030	24	< 5	4	19	0.04	< 10	< 10	46	< 10	206
S 10762	201 238	1	0.01	6	230	2	< 5	1	8	0.05	< 10	< 10	43	< 10	32
S 10763	201 238	< 1	0.01	19	470	2	< 5	3	10	0.05	< 10	< 10	41	< 10	86
S 10764	201 238	< 1	0.01	20	690	4	< 5	4	22	0.10	< 10	< 10	36	< 10	98
S 10765	201 238	< 1	0.01	22	370	6	< 5	4	16	0.11	< 10	< 10	43	< 10	106
S 10766	201 238	< 1	0.01	17	680	12	< 5	6	19	0.18	< 10	< 10	49	< 10	94
S 10767	201 238	< 1	0.01	13	630	14	< 5	4	18	0.16	< 10	< 10	60	< 10	76
S 10768	201 238	< 1	0.01	14	1010	8	< 5	4	12	0.08	< 10	< 10	22	< 10	82
S 10769	201 238	< 1	0.01	13	490	10	< 5	3	12	0.09	< 10	< 10	49	< 10	72
S 10770	201 238	< 1	0.01	11	810	8	< 5	4	12	0.20	< 10	< 10	25	< 10	90
S 10771	201 238	< 1	0.01	16	530	6	< 5	3	12	0.13	< 10	< 10	41	< 10	78
S 10772	201 238	< 1	0.01	19	800	6	< 5	10	24	0.23	< 10	< 10	64	< 10	104
S 10773	201 238	< 1	0.01	13	890	14	< 5	11	14	0.24	< 10	< 10	53	< 10	116
S 10774	201 238	< 1	0.01	10	850	16	< 5	8	13	0.18	< 10	< 10	35	< 10	102
S 10775	201 238	< 1	0.01	9	870	12	< 5	6	19	0.10	< 10	< 10	20	< 10	98
S 10776	201 238	< 1	0.01	14	880	18	< 5	7	22	0.21	< 10	< 10	38	< 10	108
S 10777	201 238	2	0.01	12	800	18	< 5	5	20	0.19	< 10	< 10	39	< 10	108
S 10778	201 238	20	0.01	5	1870	20	< 5	1	22	0.01	< 10	< 10	60	< 10	26
S 10779	201 238	5	0.01	22	1030	4	< 5	3	20	0.06	< 10	< 10	55	< 10	138
S 10780	201 238	1	0.01	10	460	14	< 5	1	8	0.03	< 10	< 10	48	< 10	66



Chemex Labs Ltd.

Analytical Chemists * Geochemists * Registered Assayers
 212 BROOKSBANK AVE., NORTH VANCOUVER,
 BRITISH COLUMBIA, CANADA V7J-2C1
 PHONE (604) 984-0221

To: ARCHER CATHRO & ASSOC. (1981) LTD.

3125 3RD AVE., BOX 4127
 WHITEHORSE, YT
 Y1A 3S9

Project: MARGI
 Comments:

Page No.: 2-A
 Tot. Pages: 6
 Date: 11-SEP-89
 Invoice #: I-8924639
 P.O. #: NONE

CERTIFICATE OF ANALYSIS A8924639

SAMPLE DESCRIPTION	PREP CODE	Au ppb FAAA	Al %	Ag ppn	As ppn	Ba ppn	Be ppn	Bi ppn	Ca %	Cd ppn	Co ppn	Cr ppn	Cu ppn	Fe %	Ga ppn	Hg ppn	K %	La ppn	Mg %	Mn ppn
S 10781	201 238	—	1.40	< 0.2	25	140	< 0.5	< 2	0.47	< 0.5	19	15	35	3.98	< 10	< 1	0.06	20	0.35	1740
S 10782	201 238	—	1.04	< 0.2	15	60	< 0.5	< 2	0.33	< 0.5	9	12	25	3.25	< 10	< 1	0.04	20	0.36	570
S 10783	201 238	—	1.43	< 0.2	25	260	< 0.5	< 2	0.41	< 0.5	8	13	25	3.51	< 10	1	0.09	30	0.49	355
S 10784	201 238	—	1.45	0.4	10	280	< 0.5	< 2	0.51	1.0	14	22	67	3.58	< 10	2	0.06	20	0.54	435
S 10785	201 238	—	1.28	< 0.2	15	130	< 0.5	< 2	0.10	0.5	8	22	35	3.18	< 10	< 1	0.06	20	0.42	230
S 10786	201 238	—	1.16	0.2	40	210	< 0.5	< 2	0.22	1.0	15	25	52	4.00	< 10	< 1	0.03	20	0.46	435
S 10787	201 238	—	1.12	0.2	20	200	< 0.5	< 2	0.26	0.5	8	25	34	3.01	< 10	< 1	0.03	20	0.43	290
S 10788	201 238	—	1.43	0.2	15	220	< 0.5	< 2	0.29	< 0.5	8	26	35	2.83	< 10	< 1	0.06	20	0.51	255
S 10789	201 238	—	1.60	0.4	15	290	< 0.5	< 2	0.23	< 0.5	6	27	30	2.60	< 10	< 1	0.06	20	0.44	130
S 10790	201 238	—	1.25	0.2	10	350	< 0.5	< 2	0.36	0.5	4	20	28	2.04	< 10	< 1	0.04	10	0.38	140
S 10791	201 238	—	1.67	0.4	10	460	< 0.5	< 2	0.34	0.5	10	27	33	3.10	< 10	< 1	0.05	20	0.45	375
S 10792	201 238	—	1.35	0.2	15	220	< 0.5	< 2	0.18	< 0.5	13	23	28	2.71	< 10	< 1	0.04	10	0.37	270
S 10793	201 238	—	1.49	0.2	15	290	< 0.5	< 2	0.42	< 0.5	6	25	25	2.31	< 10	< 1	0.05	20	0.47	255
S 10794	201 238	—	2.82	1.4	20	490	1.0	< 2	0.73	0.5	13	36	80	3.82	10	< 1	0.10	50	0.45	555
S 10795	203 238	—	1.44	< 0.2	20	130	< 0.5	< 2	0.21	< 0.5	7	113	26	3.19	< 10	< 1	0.07	20	0.37	330
S 10796	201 238	—	1.49	0.2	20	160	< 0.5	< 2	0.16	1.5	11	26	95	3.40	< 10	< 1	0.05	20	0.43	410
S 10811	201 238	—	0.78	< 0.2	< 5	120	< 0.5	< 2	0.18	0.5	3	13	16	1.89	< 10	< 1	0.03	10	0.22	225
S 10812	201 238	—	1.90	0.2	15	300	< 0.5	< 2	0.32	0.5	12	29	34	2.99	< 10	< 1	0.05	10	0.43	370
S 10813	201 238	—	1.28	0.2	15	160	< 0.5	< 2	0.17	< 0.5	5	25	27	2.41	< 10	< 1	0.04	10	0.43	165
S 10814	201 238	—	1.36	0.2	20	160	< 0.5	< 2	0.15	< 0.5	4	24	18	2.17	< 10	1	0.04	20	0.40	125
S 10815	203 238	—	0.99	0.4	20	130	< 0.5	< 2	0.21	< 0.5	12	125	36	3.36	< 10	< 1	0.08	20	0.35	415
S 10816	201 238	—	1.29	0.4	10	170	< 0.5	< 2	0.21	< 0.5	6	23	22	2.14	< 10	< 1	0.04	20	0.37	195
S 10817	201 238	—	1.49	0.4	25	160	< 0.5	< 2	0.16	< 0.5	5	26	36	2.94	< 10	< 1	0.06	20	0.43	235
S 10818	201 238	—	1.67	0.2	25	370	< 0.5	< 2	0.55	< 0.5	9	31	46	2.80	< 10	< 1	0.08	10	0.51	440
S 10819	201 238	—	1.24	< 0.2	10	190	< 0.5	< 2	0.21	< 0.5	5	23	36	2.48	< 10	< 1	0.03	10	0.41	155
S 10820	201 238	—	1.71	0.8	30	500	< 0.5	< 2	0.49	1.5	11	30	64	4.06	< 10	< 1	0.07	10	0.51	390
S 10821	201 238	—	2.04	< 0.2	15	140	< 0.5	< 2	0.10	0.5	7	36	19	3.56	< 10	< 1	0.05	10	0.33	365
S 10822	201 238	—	1.25	< 0.2	15	70	< 0.5	< 2	0.06	< 0.5	5	19	15	3.33	< 10	< 1	0.04	10	0.30	345
S 10823	201 238	—	1.14	< 0.2	5	120	< 0.5	< 2	0.07	< 0.5	2	12	10	2.31	< 10	1	0.05	20	0.19	115
S 10824	201 238	—	1.43	< 0.2	35	100	< 0.5	< 2	0.05	< 0.5	5	14	15	3.09	< 10	< 1	0.07	30	0.33	175
S 10825	201 238	—	1.31	0.2	< 5	100	< 0.5	< 2	0.10	< 0.5	8	20	15	2.67	< 10	< 1	0.07	20	0.34	305
S 10826	201 238	—	1.20	< 0.2	< 5	190	< 0.5	< 2	0.07	< 0.5	4	12	8	2.83	10	1	0.33	20	0.28	270
S 10901	201 238	—	1.14	0.4	55	140	< 0.5	< 2	0.11	1.0	10	23	29	4.45	< 10	< 1	0.06	10	0.53	270
S 10902	201 238	—	1.15	0.2	20	80	< 0.5	< 2	0.12	< 0.5	4	19	49	3.06	< 10	< 1	0.03	10	0.31	285
S 10903	201 238	—	1.00	< 0.2	30	110	< 0.5	< 2	0.06	< 0.5	5	21	31	3.26	< 10	< 1	0.04	10	0.22	470
S 10904	201 238	—	1.37	< 0.2	15	90	< 0.5	< 2	0.06	< 0.5	3	26	27	3.02	< 10	1	0.03	10	0.28	235
S 10905	201 238	—	1.00	0.2	60	150	< 0.5	< 2	0.11	1.0	14	17	78	3.59	< 10	< 1	0.04	10	0.31	320
S 10906	201 238	—	0.85	< 0.2	25	130	< 0.5	< 2	0.39	4.0	28	15	55	2.75	< 10	< 1	0.03	< 10	0.47	1035
S 10907	203 238	—	0.66	0.4	45	150	< 0.5	< 2	0.07	0.5	9	108	134	3.84	< 10	< 1	0.04	10	0.27	705
S 10908	201 238	—	0.69	1.4	180	170	< 0.5	< 2	0.20	3.0	11	23	89	4.46	< 10	< 1	0.04	< 10	0.46	490



Chemex Labs Ltd.

Analytical Chemists * Geochemists * Registered Assayers

212 BROOKSBANK AVE., NORTH VANCOUVER,
BRITISH COLUMBIA, CANADA V7J-2C1

PHONE (604) 984-0221

To: ARCHER CATHRO & ASSOC. (1981) LTD.

3125 3RD AVE., BOX 4127
WHITEHORSE, YT
Y1A 3S9

Project: MARG

Comments:

Page No.: 2-B
Tot. Pages: 6
Date: 11-SEP-89
Invoice #: I-8924639
P.O. #: NONE

CERTIFICATE OF ANALYSIS A8924639

SAMPLE DESCRIPTION	PREP CODE		Mo	Na	Ni	P	Pb	Sb	Sc	Sr	Ti	U	V	W	Zn	
			ppm	%	ppm	ppm	ppm	ppm	ppm	ppm	%	ppm	ppm	ppm	ppm	
S 10781	201	238	< 1	0.01	25	700	28	< 5	3	32	0.01	< 10	< 10	17	< 10	94
S 10782	201	238	< 1	0.01	24	330	14	< 5	1	21	< 0.01	< 10	< 10	10	< 10	90
S 10783	201	238	< 1	0.01	21	670	16	< 5	3	28	0.02	< 10	< 10	21	< 10	136
S 10784	201	238	3	0.01	48	900	14	< 5	4	32	0.01	< 10	< 10	38	< 10	232
S 10785	201	238	1	0.01	31	580	14	< 5	2	9	0.02	< 10	< 10	35	< 10	160
S 10786	201	238	2	0.01	43	850	8	< 5	4	13	0.02	< 10	< 10	36	< 10	240
S 10787	201	238	1	0.01	30	690	4	< 5	3	13	0.02	< 10	< 10	36	< 10	174
S 10788	201	238	< 1	0.01	25	820	22	5	3	19	0.04	< 10	< 10	40	< 10	122
S 10789	201	238	1	0.01	22	960	16	< 5	3	15	0.03	< 10	< 10	41	< 10	102
S 10790	201	238	< 1	0.01	24	800	16	< 5	2	20	0.02	< 10	< 10	31	< 10	574
S 10791	201	238	< 1	0.01	35	840	16	< 5	4	19	0.02	< 10	< 10	41	< 10	172
S 10792	201	238	< 1	0.01	27	730	12	5	2	11	0.02	< 10	< 10	35	< 10	136
S 10793	201	238	< 1	0.01	23	820	16	< 5	3	18	0.04	< 10	< 10	39	< 10	98
S 10794	201	238	1	0.02	71	1860	22	< 5	7	25	0.01	< 10	< 10	52	< 10	292
S 10795	203	238	< 1	0.01	23	690	22	< 5	2	13	0.06	< 10	< 10	44	< 10	120
S 10796	201	238	1	0.01	30	760	14	< 5	3	13	0.03	< 10	< 10	46	< 10	910
S 10811	201	238	< 1	0.01	12	310	12	< 5	1	10	0.08	< 10	< 10	47	< 10	116
S 10812	201	238	< 1	0.02	40	660	24	< 5	2	15	0.02	< 10	< 10	40	< 10	160
S 10813	201	238	1	0.01	25	580	14	< 5	2	11	0.03	< 10	< 10	37	< 10	94
S 10814	201	238	1	0.01	16	580	12	< 5	2	11	0.03	< 10	< 10	39	< 10	76
S 10815	203	238	1	0.02	31	730	18	< 5	2	12	0.01	< 10	< 10	26	< 10	222
S 10816	201	238	1	0.01	22	750	18	< 5	1	12	0.02	< 10	< 10	35	< 10	84
S 10817	201	238	1	0.01	25	780	18	< 5	2	14	0.03	< 10	< 10	42	< 10	100
S 10818	201	238	1	0.01	27	880	10	< 5	4	20	0.02	< 10	< 10	46	< 10	120
S 10819	201	238	1	0.01	22	630	10	< 5	2	12	0.02	< 10	< 10	37	< 10	98
S 10820	201	238	2	0.01	52	1290	16	< 5	6	29	0.02	< 10	< 10	43	< 10	270
S 10821	201	238	1	0.01	20	380	10	< 5	3	11	0.06	< 10	< 10	60	< 10	100
S 10822	201	238	1	0.01	15	320	12	< 5	1	7	0.02	< 10	< 10	45	< 10	98
S 10823	201	238	< 1	0.01	9	410	6	< 5	1	10	0.01	< 10	< 10	29	< 10	50
S 10824	201	238	< 1	0.01	13	350	14	< 5	2	6	0.01	< 10	< 10	23	< 10	68
S 10825	201	238	< 1	0.01	15	430	6	< 5	1	9	0.02	< 10	< 10	29	< 10	64
S 10826	201	238	< 1	0.01	6	590	8	< 5	5	10	0.08	< 10	< 10	25	< 10	62
S 10901	201	238	8	0.01	27	770	12	5	1	11	0.02	< 10	< 10	46	< 10	378
S 10902	201	238	2	0.01	19	470	4	< 5	1	8	0.02	< 10	< 10	43	< 10	82
S 10903	201	238	3	0.01	18	540	10	< 5	1	8	0.03	< 10	< 10	60	< 10	96
S 10904	201	238	1	0.01	12	380	10	< 5	1	8	0.05	< 10	< 10	52	< 10	86
S 10905	201	238	2	0.01	38	860	14	< 5	2	13	0.02	< 10	< 10	27	< 10	276
S 10906	201	238	1	0.01	53	650	< 2	< 5	2	19	0.01	< 10	< 10	20	< 10	396
S 10907	203	238	2	0.01	40	620	26	< 5	2	8	0.01	< 10	< 10	17	< 10	198
S 10908	201	238	13	0.01	51	1500	10	5	3	33	< 0.01	< 10	< 10	45	< 10	414



Chemex Labs Ltd.

Analytical Chemists • Geochemists • Registered Assayers
 212 BROOKSBANK AVE., NORTH VANCOUVER,
 BRITISH COLUMBIA, CANADA V7J-2C1
 PHONE (604) 984-0221

To: ARCHER CATHRO & ASSOC. (1981) LTD.

3125 3RD AVE., BOX 4127
 WHITEHORSE, YT
 Y1A 3S9

Project: MARG
 Comments:

Page No.: 3-A
 Tot. Pages: 6
 Date: 11-SEP-89
 Invoice #: I-8924639
 P.O. #: NONE

CERTIFICATE OF ANALYSIS A8924639

SAMPLE DESCRIPTION	PREP CODE	Au ppb FA+AA	Al %	Ag ppb	As ppb	Ba ppb	Be ppb	Bi ppb	Ca %	Cd ppb	Co ppb	Cr ppb	Cu ppb	Fe %	Ga ppb	Hg ppb	K %	La ppb	Mg %	Mn ppb
S 10909	217 238	—	1.09	2.0	110	420	< 0.5	< 2	0.22	0.5	4	31	76	3.77	< 10	< 1	0.09	10	0.32	100
S 10910	201 238	—	0.50	1.4	205	220	< 0.5	< 2	0.39	1.0	2	12	26	3.57	< 10	< 1	0.06	10	0.07	115
S 10911	201 238	—	1.19	0.4	45	270	< 0.5	< 2	0.05	0.5	3	24	18	5.62	< 10	< 1	0.08	20	0.24	185
S 10912	201 238	—	0.87	< 0.2	45	1400	< 0.5	< 2	1.83	2.0	7	9	40	3.87	< 10	< 1	0.04	< 10	0.29	415
S 10913	201 238	—	1.21	0.2	70	130	< 0.5	< 2	0.06	0.5	3	22	34	4.14	< 10	< 1	0.04	20	0.30	210
S 10914	201 238	—	0.43	0.4	15	140	< 0.5	< 2	0.13	1.5	11	< 1	11	2.82	< 10	< 1	0.12	50	0.05	675
S 10915	201 238	—	1.23	< 0.2	25	490	< 0.5	< 2	0.33	< 0.5	7	16	15	3.22	< 10	< 1	0.05	20	0.29	295
S 10916	201 238	—	1.17	< 0.2	15	300	< 0.5	< 2	0.08	< 0.5	2	20	11	2.97	< 10	< 1	0.04	20	0.26	110
S 10917	201 238	—	0.73	< 0.2	< 5	70	< 0.5	< 2	0.03	< 0.5	< 1	10	2	0.54	< 10	< 1	0.03	20	0.04	20
S 10918	201 238	—	1.40	< 0.2	95	110	< 0.5	< 2	0.12	0.5	4	24	36	5.26	< 10	< 1	0.06	10	0.27	255
S 10919	201 238	—	1.64	0.2	20	230	< 0.5	< 2	0.65	0.5	11	27	47	3.39	< 10	< 1	0.06	20	0.54	565
S 10920	201 238	—	1.42	< 0.2	15	80	< 0.5	< 2	0.13	< 0.5	6	24	60	3.70	< 10	< 1	0.04	20	0.62	210
S 10921	201 238	—	1.36	< 0.2	25	160	< 0.5	< 2	0.17	0.5	8	24	45	3.91	< 10	< 1	0.04	10	0.46	255
S 10922	201 238	—	1.35	< 0.2	15	100	< 0.5	< 2	0.12	< 0.5	5	63	32	3.66	< 10	< 1	0.06	10	0.70	175
S 10923	201 238	—	1.10	< 0.2	20	100	< 0.5	< 2	0.55	0.5	20	13	45	4.17	< 10	< 1	0.04	20	0.41	1610
S 10924	201 238	—	1.48	0.4	5	170	< 0.5	< 2	0.23	2.5	4	25	28	2.50	< 10	< 1	0.05	10	0.28	120
S 10925	201 238	—	1.17	< 0.2	5	130	< 0.5	< 2	0.05	0.5	3	20	29	3.65	< 10	< 1	0.06	10	0.28	200
S 10926	201 238	—	1.80	< 0.2	15	180	< 0.5	< 2	0.11	< 0.5	4	29	35	2.82	< 10	< 1	0.06	10	0.66	160
S 10927	201 238	—	1.45	0.2	30	170	< 0.5	< 2	0.16	< 0.5	9	25	41	3.66	< 10	< 1	0.05	20	0.64	250
S 10928	201 238	—	1.21	0.2	< 5	90	< 0.5	< 2	0.10	0.5	2	20	12	1.54	< 10	< 1	0.05	10	0.20	115
S 10929	201 238	—	1.56	< 0.2	10	90	< 0.5	< 2	0.07	< 0.5	3	30	12	3.34	< 10	< 1	0.05	10	0.35	165
S 10930	201 238	—	0.88	< 0.2	25	120	< 0.5	< 2	0.34	0.5	12	10	33	3.23	< 10	< 1	0.07	30	0.27	610
S 10931	201 238	—	1.02	< 0.2	25	80	< 0.5	< 2	0.05	< 0.5	3	18	14	4.12	< 10	< 1	0.04	10	0.23	270
S 10932	201 238	—	1.68	< 0.2	5	80	< 0.5	< 2	0.08	< 0.5	8	13	30	4.40	< 10	< 1	0.07	30	0.54	330
S 10949	201 238	—	2.33	< 0.2	15	190	< 0.5	< 2	0.28	16.5	197	32	354	3.27	< 10	< 1	0.05	20	0.55	2260
S 10950	201 238	—	1.41	0.2	15	260	< 0.5	< 2	0.37	2.0	11	22	49	3.23	< 10	< 1	0.05	30	0.47	305
S 11475	201 238	—	2.44	0.2	50	140	< 0.5	< 2	0.04	< 0.5	3	46	20	3.51	< 10	< 1	0.02	< 10	0.24	160
S 11476	201 238	—	1.54	< 0.2	15	70	< 0.5	< 2	0.10	< 0.5	7	26	21	2.75	< 10	< 1	0.05	10	0.27	350
S 11477	201 238	—	1.96	0.4	30	50	< 0.5	< 2	0.04	< 0.5	5	39	22	3.37	< 10	< 1	0.02	10	0.20	155
S 11478	201 238	—	1.38	0.2	20	90	< 0.5	< 2	0.16	0.5	10	43	24	2.63	< 10	< 1	0.04	< 10	0.14	250
S 11479	201 238	—	0.75	< 0.2	5	40	< 0.5	< 2	0.07	< 0.5	3	30	8	1.13	< 10	< 1	0.02	< 10	0.07	145
S 11480	201 238	—	1.90	0.4	15	420	< 0.5	< 2	0.37	0.5	7	29	26	3.05	< 10	< 1	0.06	20	0.46	700
S 11481	201 238	—	1.25	< 0.2	40	390	< 0.5	< 2	0.45	< 0.5	10	22	27	4.13	< 10	< 1	0.06	20	0.42	1215
S 11482	201 238	—	1.19	0.2	40	180	< 0.5	< 2	0.21	0.5	9	24	57	3.68	< 10	< 1	0.05	20	0.47	345
S 11483	201 238	—	1.19	< 0.2	25	120	< 0.5	< 2	0.14	< 0.5	5	24	28	3.25	< 10	< 1	0.04	20	0.38	155
S 11484	201 238	—	1.12	0.2	25	150	< 0.5	< 2	0.16	0.5	7	24	65	3.47	< 10	< 1	0.04	20	0.40	195
S 11485	201 238	—	1.32	< 0.2	35	120	< 0.5	< 2	0.10	1.0	8	23	34	3.39	< 10	< 1	0.04	20	0.38	300
S 11486	201 238	—	1.60	< 0.2	15	120	< 0.5	< 2	0.15	0.5	11	27	51	3.59	< 10	< 1	0.05	20	0.50	435
S 11487	201 238	—	1.67	0.4	5	410	< 0.5	< 2	0.33	1.0	10	24	67	3.48	< 10	< 1	0.06	20	0.49	435
S 11488	201 238	—	1.53	< 0.2	20	360	< 0.5	< 2	0.37	0.5	9	22	43	3.20	< 10	< 1	0.06	20	0.46	420



Chemex Labs Ltd.

Analytical Chemists • Geochemists • Registered Assayers

212 BROOKSBANK AVE., NORTH VANCOUVER.

BRITISH COLUMBIA, CANADA V7J-1C1

PHONE (604) 984-0221

To: ARCHER CATHRO & ASSOC. (1981) LTD.

3125 JRD AVE., BOX 4127

WHITEHORSE, YT

Y1A 3S9

Project: MARG

Comments:

Page No. : 3-B

Tot. Pages 6

Date : 11-SEP-89

Invoice # : I-8924639

P.O. # : NONE

CERTIFICATE OF ANALYSIS A8924639

SAMPLE DESCRIPTION	PREP CODE		Mo	Na	Ni	P	Pb	Sb	Sc	Sr	Ti	Tl	U	V	W	Zn
			ppm	%	ppm	ppm	ppm	ppm	ppm	ppm	%	ppm	ppm	ppm	ppm	ppm
S 10909	217	238	7	0.02	29	1380	20	5	2	54	0.01	< 10	< 10	42	< 10	226
S 10910	201	238	11	0.01	26	1540	30	15	1	40	0.01	< 10	< 10	37	< 10	322
S 10911	201	238	7	0.01	15	1020	22	5	2	24	0.03	< 10	< 10	54	< 10	190
S 10912	201	238	4	0.01	26	1440	26	< 5	2	74	0.01	< 10	< 10	14	< 10	254
S 10913	201	238	2	0.01	21	590	28	< 5	3	8	0.02	< 10	< 10	31	< 10	196
S 10914	201	238	1	0.01	23	920	8	< 5	2	8	< 0.01	< 10	< 10	< 1	< 10	232
S 10915	201	238	1	0.01	14	560	8	< 5	2	20	0.02	< 10	< 10	29	< 10	148
S 10916	201	238	2	0.01	11	670	18	< 5	1	10	0.02	< 10	< 10	45	< 10	62
S 10917	201	238	1	0.01	2	170	6	< 5	< 1	8	0.03	< 10	< 10	42	< 10	16
S 10918	201	238	5	0.01	18	1480	18	< 5	1	20	0.02	< 10	< 10	49	< 10	154
S 10919	201	238	2	0.01	30	920	10	< 5	3	36	0.03	< 10	< 10	42	< 10	170
S 10920	201	238	2	0.01	24	440	2	< 5	3	7	0.05	< 10	< 10	50	< 10	124
S 10921	201	238	1	0.01	38	630	14	< 5	2	12	0.02	< 10	< 10	46	< 10	276
S 10922	201	238	4	0.01	25	740	14	< 5	2	12	0.02	< 10	< 10	45	< 10	168
S 10923	201	238	1	0.01	48	570	28	< 5	3	20	< 0.01	< 10	< 10	13	< 10	138
S 10924	201	238	1	0.01	41	560	4	< 5	1	16	0.04	< 10	< 10	65	< 10	152
S 10925	201	238	1	0.01	25	410	10	< 5	2	7	0.02	< 10	< 10	44	< 10	130
S 10926	201	238	2	0.01	19	580	4	< 5	2	9	0.02	< 10	< 10	65	< 10	96
S 10927	201	238	2	0.01	31	640	20	< 5	3	13	0.03	< 10	< 10	43	< 10	170
S 10928	201	238	1	0.01	7	400	10	< 5	1	11	0.05	< 10	< 10	53	< 10	36
S 10929	201	238	2	0.01	11	360	8	< 5	1	9	0.04	< 10	< 10	63	< 10	58
S 10930	201	238	1	0.01	27	560	20	< 5	3	17	0.01	< 10	< 10	16	< 10	102
S 10931	201	238	2	0.01	14	410	20	< 5	1	7	0.04	< 10	< 10	41	< 10	72
S 10932	201	238	1	0.01	22	540	24	< 5	2	6	0.01	< 10	< 10	12	< 10	96
S 10949	201	238	1	0.01	249	750	26	< 5	3	14	0.02	< 10	< 10	27	< 10	1270
S 10950	201	238	1	0.01	32	840	6	< 5	3	21	0.03	< 10	< 10	35	< 10	250
S 11475	201	238	2	0.01	19	590	20	< 5	4	15	0.01	< 10	< 10	45	< 10	74
S 11476	201	238	< 1	0.01	17	880	8	< 5	1	16	0.02	< 10	< 10	35	< 10	76
S 11477	201	238	3	0.01	24	1210	16	< 5	3	10	0.01	< 10	< 10	38	< 10	88
S 11478	201	238	< 1	0.01	22	1140	16	< 5	2	14	< 0.01	< 10	< 10	26	< 10	78
S 11479	201	238	1	0.01	8	450	28	< 5	1	6	0.01	< 10	< 10	16	< 10	40
S 11480	201	238	2	0.01	29	1300	12	< 5	3	22	0.03	< 10	< 10	43	< 10	128
S 11481	201	238	1	0.01	26	940	8	< 5	4	21	0.04	< 10	< 10	34	< 10	146
S 11482	201	238	2	0.01	28	890	4	< 5	3	16	0.03	< 10	< 10	36	< 10	144
S 11483	201	238	2	0.01	20	760	12	< 5	2	12	0.02	< 10	< 10	37	< 10	96
S 11484	201	238	2	0.01	31	830	14	< 5	3	11	0.03	< 10	< 10	38	< 10	146
S 11485	201	238	3	0.01	21	650	8	< 5	1	11	0.01	< 10	< 10	40	< 10	128
S 11486	201	238	2	0.01	26	730	18	< 5	2	13	0.03	< 10	< 10	44	< 10	126
S 11487	201	238	2	0.01	33	1100	16	< 5	3	20	0.02	< 10	< 10	41	< 10	240
S 11488	201	238	1	0.01	28	880	18	< 5	3	21	0.02	< 10	< 10	40	< 10	198



Chemex Labs Ltd.

Analytical Chemists • Geochemists • Registered Assayers

211 BROOKSBANK AVE., NORTH VANCOUVER,
BRITISH COLUMBIA, CANADA V7J-2C1

PHONE (604) 984-0221

To: ARCHER CATHRO & ASSOC. (1981) LTD.

3125 3RD AVE., BOX 4127
WHITEHORSE, YT
Y1A 3S9

Project: MARG
Comments:

Page No.: 4-A
Tot. Pages: 6
Date: 11-SEP-89
Invoice #: I-8924639
P.O. #: NONE

CERTIFICATE OF ANALYSIS A8924639

SAMPLE DESCRIPTION	PREP CODE		Au ppb	Al %	Ag ppm	As ppm	Ba ppm	Be ppm	Bi ppm	Ca %	Cd ppm	Co ppm	Cr ppm	Cu ppm	Fe %	Ga ppm	Hg ppm	K %	La ppm	Mg %	Mn ppm
			FA+AA																		
S 11489	201	238	—	1.31	0.4	10	250	< 0.5	< 2	0.29	< 0.5	4	18	30	2.41	< 10	< 1	0.07	20	0.38	125
S 11490	201	238	—	1.17	< 0.2	5	420	< 0.5	< 2	0.21	0.5	6	18	38	3.04	< 10	< 1	0.08	20	0.42	305
S 11570	201	238	—	1.29	< 0.2	30	990	< 0.5	< 2	0.33	0.5	6	24	28	2.55	< 10	< 1	0.07	10	0.33	690
S 11571	203	238	—	1.45	< 0.2	30	1220	< 0.5	< 2	0.27	0.5	9	39	39	3.63	< 10	< 1	0.09	20	0.44	595
S 11572	201	238	—	0.98	< 0.2	< 5	120	< 0.5	< 2	0.06	< 0.5	10	9	34	2.78	< 10	< 1	0.07	30	0.31	335
S 11573	201	238	—	0.60	< 0.2	10	160	< 0.5	< 2	4.23	0.5	10	4	20	2.86	< 10	< 1	0.03	< 10	0.08	2040
S 11574	201	238	—	1.73	0.2	10	420	< 0.5	< 2	1.37	1.0	12	26	25	3.38	< 10	< 1	0.07	10	0.39	695
S 11575	201	238	—	1.45	< 0.2	< 5	640	< 0.5	< 2	1.20	1.5	13	22	32	3.30	< 10	< 1	0.07	10	0.35	800
S 11576	201	238	—	1.40	0.2	15	1400	< 0.5	< 2	0.91	1.0	11	20	34	3.06	< 10	< 1	0.06	10	0.34	515
S 11577	201	238	—	1.57	0.4	20	360	< 0.5	< 2	0.17	0.5	6	25	54	3.32	< 10	< 1	0.09	20	0.46	135
S 11578	201	238	—	1.60	0.6	25	430	< 0.5	< 2	0.41	1.0	10	30	90	3.43	< 10	< 1	0.11	20	0.51	340
S 11579	201	238	—	1.40	< 0.2	15	240	< 0.5	< 2	0.16	< 0.5	7	20	28	2.99	< 10	< 1	0.07	20	0.39	325
S 11580	201	238	—	1.43	< 0.2	10	240	< 0.5	< 2	0.15	1.0	12	21	37	3.38	< 10	< 1	0.08	20	0.35	635
S 11581	201	238	—	1.19	< 0.2	10	620	< 0.5	< 2	0.31	1.0	10	27	31	2.81	< 10	< 1	0.10	20	0.34	370
S 11582	203	238	—	0.84	0.6	30	160	< 0.5	< 2	0.04	0.5	8	36	86	6.07	< 10	< 1	0.08	10	0.22	125
S 11583	201	238	—	1.12	< 0.2	25	150	< 0.5	< 2	0.16	1.5	14	20	50	3.99	< 10	< 1	0.07	20	0.39	510
S 11584	201	238	—	1.36	< 0.2	25	120	< 0.5	< 2	0.12	< 0.5	5	27	49	3.36	< 10	< 1	0.05	20	0.38	220
S 11585	201	238	—	1.31	0.4	30	280	< 0.5	< 2	0.22	< 0.5	5	25	36	3.30	< 10	< 1	0.05	20	0.46	170
S 11586	201	238	—	1.46	0.2	10	350	< 0.5	< 2	0.27	0.5	14	26	34	3.56	< 10	< 1	0.08	20	0.44	495
S 11587	201	238	—	1.49	< 0.2	20	400	< 0.5	< 2	0.23	< 0.5	6	26	17	2.82	< 10	< 1	0.06	20	0.44	525
S 11588	217	238	—	2.01	< 0.2	30	810	< 0.5	< 2	0.54	< 0.5	9	43	43	3.75	< 10	< 1	0.12	10	0.53	710
S 11589	201	238	—	1.65	0.2	20	430	< 0.5	< 2	0.45	< 0.5	11	27	31	3.00	< 10	< 1	0.07	20	0.46	290
S 11590	201	238	—	2.14	< 0.2	20	230	< 0.5	< 2	0.23	0.5	35	37	70	3.80	< 10	< 1	0.07	20	0.41	810
S 11591	201	238	—	1.68	0.4	30	60	< 0.5	< 2	0.09	< 0.5	7	33	39	3.97	< 10	< 1	0.03	10	0.18	185
S 11592	201	238	—	1.84	1.0	35	70	< 0.5	< 2	0.16	0.5	11	38	104	4.13	< 10	< 1	0.03	20	0.23	315
S 11593	201	238	—	1.24	0.6	20	140	< 0.5	< 2	0.07	< 0.5	2	25	16	2.79	< 10	< 1	0.03	10	0.17	105
S 11594	201	238	—	1.43	0.2	25	70	< 0.5	< 2	0.08	0.5	9	31	25	3.55	< 10	< 1	0.03	10	0.19	275
S 11595	203	238	—	1.25	< 0.2	5	70	< 0.5	< 2	0.06	< 0.5	3	31	23	2.56	< 10	< 1	0.03	10	0.15	130
S 11801	201	238	—	1.54	0.2	< 5	60	< 0.5	< 2	0.11	0.5	9	32	36	3.99	< 10	< 1	0.02	20	0.53	200
S 11802	201	238	—	1.30	0.2	20	60	< 0.5	< 2	0.30	0.5	20	51	59	4.69	< 10	< 1	0.02	20	0.70	885
S 11803	201	238	—	1.01	0.2	15	50	< 0.5	< 2	0.45	0.5	25	21	51	4.10	< 10	< 1	0.04	20	0.42	1040
S 11804	201	238	—	1.14	< 0.2	15	80	< 0.5	< 2	0.33	< 0.5	16	20	29	4.06	< 10	< 1	0.05	20	0.44	755
S 11805	201	238	—	1.28	< 0.2	15	70	< 0.5	< 2	0.11	0.5	5	20	78	3.81	< 10	< 1	0.03	10	0.35	190
S 11806	203	238	—	0.67	< 0.2	5	330	< 0.5	< 2	0.32	0.5	14	24	46	2.37	< 10	< 1	0.05	10	0.31	2100
S 11807	203	238	—	0.71	< 0.2	10	150	< 0.5	< 2	0.31	< 0.5	9	39	25	2.34	< 10	< 1	0.05	10	0.24	1335
S 11808	201	238	—	1.13	0.2	20	80	< 0.5	< 2	0.38	0.5	17	20	68	4.21	< 10	< 1	0.05	20	0.44	800
S 11809	201	238	—	1.77	< 0.2	25	320	< 0.5	< 2	0.22	1.0	9	46	47	3.99	< 10	< 1	0.03	10	0.64	530
S 11810	201	238	—	1.52	0.4	10	190	< 0.5	< 2	0.19	1.0	11	33	52	3.92	< 10	< 1	0.04	10	0.56	305
S 11811	201	238	—	1.84	0.4	15	240	< 0.5	< 2	0.12	1.0	19	31	39	3.35	< 10	< 1	0.03	10	0.46	605
S 11812	201	238	—	0.94	0.2	10	60	< 0.5	< 2	0.06	< 0.5	2	19	6	1.60	< 10	< 1	0.01	10	0.23	70



Chemex Labs Ltd.

Analytical Chemists • Geochemists • Registered Assayers

212 BROOKSBANK AVE., NORTH VANCOUVER,
BRITISH COLUMBIA, CANADA V7J-2C1

PHONE (604) 984-0221

To: ARCHER CATIRO & ASSOC. (1981) LTD.

3125 3RD AVE., BOX 4127

WHITEHORSE, YT

Y1A 3S9

Project: MARG

Comments:

Page No. : 4-B

Tot. Pages: 6

Date : 11-SEP-89

Invoice #: I-8924639

P.O. #: NONE

CERTIFICATE OF ANALYSIS A8924639

SAMPLE DESCRIPTION	PREP CODE	Mo ppm	Na %	Ni ppm	P ppm	Pb ppm	Sb ppm	Sc ppm	Sr ppm	Ti %	Tl ppm	U ppm	V ppm	W ppm	Zn ppm
S 11489	201 238	< 1	0.01	18	940	16	< 5	2	18	0.02	< 10	< 10	32	< 10	96
S 11490	201 238	< 1	0.01	25	920	12	< 5	3	18	0.03	< 10	< 10	34	< 10	136
S 11570	201 238	< 1	0.01	18	770	8	< 5	1	22	0.04	< 10	< 10	57	< 10	146
S 11571	203 238	3	0.01	32	840	18	5	3	41	0.04	< 10	< 10	55	< 10	164
S 11572	201 238	< 1	0.01	17	330	12	< 5	1	4	0.01	< 10	< 10	17	< 10	44
S 11573	201 238	< 1	0.01	31	470	14	< 5	3	190	< 0.01	< 10	< 10	4	< 10	118
S 11574	201 238	< 1	0.01	36	840	16	5	4	61	0.03	< 10	< 10	46	< 10	144
S 11575	201 238	< 1	0.01	34	680	22	< 5	3	47	0.02	< 10	< 10	34	< 10	180
S 11576	201 238	1	0.01	40	1010	20	< 5	2	42	0.02	< 10	< 10	40	< 10	276
S 11577	201 238	5	0.01	38	760	12	5	3	31	0.02	< 10	< 10	56	< 10	170
S 11578	201 238	8	0.01	41	920	28	5	2	40	0.03	< 10	< 10	63	< 10	198
S 11579	201 238	1	0.01	22	690	20	< 5	2	13	0.02	< 10	< 10	34	< 10	124
S 11580	201 238	1	0.01	30	710	26	< 5	2	13	0.02	< 10	< 10	38	< 10	154
S 11581	201 238	< 1	0.01	42	830	12	< 5	4	24	0.05	< 10	< 10	40	< 10	164
S 11582	203 238	5	0.02	56	1330	34	< 5	2	16	< 0.01	< 10	< 10	28	< 10	392
S 11583	201 238	1	0.01	19	840	20	< 5	3	13	0.02	< 10	< 10	30	< 10	258
S 11584	201 238	2	0.01	26	770	12	< 5	2	11	0.02	< 10	< 10	41	< 10	112
S 11585	201 238	1	0.01	26	780	16	< 5	2	14	0.02	< 10	< 10	36	< 10	92
S 11586	201 238	< 1	0.01	47	870	20	< 5	4	17	0.04	< 10	< 10	38	< 10	258
S 11587	201 238	< 1	0.01	27	760	6	< 5	4	17	0.05	< 10	< 10	37	< 10	144
S 11588	217 238	2	0.01	35	1260	38	5	4	25	0.03	< 10	< 10	52	< 10	192
S 11589	201 238	< 1	0.01	36	1220	22	5	3	21	0.02	< 10	< 10	37	< 10	144
S 11590	201 238	< 1	0.01	76	1160	24	< 5	3	16	0.02	< 10	< 10	41	< 10	210
S 11591	201 238	1	0.01	31	1220	26	< 5	3	13	0.01	< 10	< 10	32	< 10	96
S 11592	201 238	2	0.01	41	1830	34	< 5	4	20	0.01	< 10	< 10	33	< 10	128
S 11593	201 238	1	0.01	12	700	14	< 5	1	9	0.02	< 10	< 10	48	< 10	56
S 11594	201 238	1	0.01	32	1040	18	< 5	3	13	0.01	< 10	< 10	30	< 10	148
S 11595	203 238	2	0.01	14	780	24	< 5	< 1	9	0.01	< 10	< 10	48	< 10	78
S 11801	201 238	3	0.01	33	870	26	< 5	2	8	0.01	< 10	< 10	33	< 10	104
S 11802	201 238	2	0.01	66	750	30	< 5	4	13	0.01	< 10	< 10	26	< 10	166
S 11803	201 238	1	0.01	46	860	26	< 5	2	19	< 0.01	< 10	< 10	12	< 10	164
S 11804	201 238	1	0.01	33	890	26	< 5	2	15	< 0.01	< 10	< 10	13	< 10	148
S 11805	201 238	2	0.01	17	1160	98	5	1	10	0.02	< 10	< 10	47	< 10	102
S 11806	203 238	3	0.01	23	1240	18	< 5	1	24	< 0.01	< 10	< 10	8	< 10	86
S 11807	203 238	1	0.01	19	1380	8	< 5	1	16	< 0.01	< 10	< 10	13	< 10	60
S 11808	201 238	2	0.01	54	830	30	< 5	2	16	< 0.01	< 10	< 10	17	< 10	214
S 11809	201 238	2	0.01	47	730	14	5	4	11	0.05	< 10	< 10	50	< 10	290
S 11810	201 238	2	0.01	32	980	12	< 5	1	18	0.01	< 10	< 10	50	< 10	220
S 11811	201 238	1	0.01	31	1050	50	< 5	1	10	0.02	< 10	< 10	44	< 10	222
S 11812	201 238	1	0.01	8	290	12	< 5	1	4	0.01	< 10	< 10	28	< 10	42



Chemex Labs Ltd.

Analytical Chemists • Geochemists • Registered Assayers

112 BROOKSBANK AVE., NORTH VANCOUVER,
BRITISH COLUMBIA, CANADA V7J-2C1

PHONE (604) 984-0211

TO: ARCHER CAIYRO & ASSOC. (1981) LTD.

3125 3RD AVE., BOX 4127
WHITEHORSE, YT
Y1A 3S9

Project: MARG

Comments:

Page No.: 5-A
Tot. Pages: 6
Date: 11-SEP-89
Invoice #: I-8924639
P.O. #: NONE

CERTIFICATE OF ANALYSIS A8924639

SAMPLE DESCRIPTION	PREP CODE		Au ppb	Al %	Ag ppm	As ppm	Ba ppm	Be ppm	Bi ppm	Ca %	Cd ppm	Co ppm	Cr ppm	Cu ppm	Fe %	Ga ppm	Hg ppm	K %	La ppm	Mg %	Mn ppm
			FA+AA	%	ppm	ppm	ppm	ppm	ppm	%	ppm	ppm	ppm	ppm	%	ppm	ppm	%	ppm	%	ppm
S 11813	201	238	---	1.47	1.4	30	130	0.5	< 2	0.47	< 0.5	14	22	40	2.80	< 10	< 1	0.03	10	0.40	255
S 11814	201	238	---	1.68	1.0	25	190	< 0.5	< 2	0.28	< 0.5	19	25	29	3.26	< 10	< 1	0.07	10	0.35	760
S 11815	201	238	---	1.85	0.8	5	170	0.5	< 2	0.38	< 0.5	11	29	27	2.95	< 10	< 1	0.05	20	0.48	395
S 11816	201	238	---	1.45	0.8	10	140	0.5	< 2	0.17	< 0.5	9	20	18	2.02	< 10	< 1	0.05	10	0.24	295
S 11817	203	238	---	0.96	0.8	15	80	0.5	< 2	0.05	< 0.5	4	122	13	1.76	< 10	< 1	0.06	10	0.15	85
S 11818	203	238	---	2.06	1.6	40	120	0.5	< 2	0.09	< 0.5	6	109	22	3.06	< 10	< 1	0.07	20	0.31	265
S 11819	203	238	---	1.30	0.8	< 5	160	1.0	< 2	0.24	< 0.5	16	95	31	3.52	< 10	< 1	0.17	30	0.44	710
S 11820	201	238	---	1.10	1.0	5	660	0.5	< 2	0.74	< 0.5	13	17	44	2.69	< 10	< 1	0.09	20	0.43	595
S 11821	203	238	---	1.22	0.8	15	200	1.0	< 2	0.27	< 0.5	16	68	31	3.45	< 10	< 1	0.15	30	0.43	745
S 11822	201	238	---	1.15	1.0	20	210	0.5	< 2	0.89	0.5	19	13	48	3.44	< 10	< 1	0.06	20	0.46	1145
S 11823	203	238	---	1.24	0.2	10	170	< 0.5	< 2	0.05	< 0.5	9	134	22	3.20	< 10	< 1	0.14	20	0.29	490
S 11824	201	238	---	1.22	0.4	< 5	1790	< 0.5	< 2	0.24	< 0.5	14	21	40	3.30	< 10	< 1	0.08	20	0.45	700
S 11825	203	238	---	1.28	0.8	25	160	< 0.5	< 2	0.65	4.0	17	117	42	4.11	< 10	< 1	0.19	20	0.43	2140
S 11826	217	238	---	1.42	0.2	15	90	< 0.5	< 2	0.29	2.0	17	73	42	3.93	< 10	< 1	0.19	20	0.59	960
S 11827	217	238	---	1.54	0.6	10	100	< 0.5	< 2	0.09	4.0	21	79	48	4.18	< 10	< 1	0.16	30	0.50	1790
S 11828	203	238	---	0.99	0.4	20	110	< 0.5	< 2	0.05	< 0.5	5	146	11	2.48	< 10	< 1	0.19	30	0.12	275
S 11829	203	238	---	1.36	0.2	5	120	< 0.5	< 2	0.05	< 0.5	7	156	23	3.28	< 10	< 1	0.17	20	0.23	505
S 11830	217	238	---	2.45	0.2	5	80	< 0.5	< 2	0.11	< 0.5	32	83	55	5.49	< 10	< 1	0.15	30	0.89	1390
S 11831	217	238	---	1.30	0.2	< 5	210	< 0.5	< 2	0.91	< 0.5	9	112	27	2.07	< 10	< 1	0.24	10	0.40	315
S 11832	201	238	---	1.23	0.2	20	1000	< 0.5	< 2	0.38	< 0.5	16	18	39	3.64	< 10	< 1	0.08	30	0.49	835
S 11833	203	238	---	1.29	0.4	15	770	< 0.5	< 2	0.24	< 0.5	15	78	30	3.48	< 10	< 1	0.15	30	0.53	645
S 11834	201	238	---	1.03	0.2	15	350	< 0.5	< 2	0.54	< 0.5	12	8	36	3.10	< 10	< 1	0.06	20	0.40	545
S 11835	203	238	---	1.24	0.2	15	440	< 0.5	< 2	0.25	< 0.5	15	68	28	3.50	< 10	< 1	0.14	20	0.50	620
S 11836	201	238	---	0.90	0.6	25	1570	< 0.5	< 2	0.41	< 0.5	13	9	33	2.90	< 10	< 1	0.05	20	0.39	615
S 11837	201	238	---	1.62	0.6	15	160	< 0.5	< 2	0.88	< 0.5	14	23	44	3.42	< 10	< 1	0.08	20	0.49	965
S 11838	201	238	---	1.11	0.4	10	290	< 0.5	< 2	0.36	< 0.5	15	10	31	3.32	< 10	< 1	0.05	30	0.51	740
S 11839	201	238	---	1.17	0.4	20	550	< 0.5	< 2	0.58	< 0.5	13	12	32	3.17	< 10	< 1	0.06	40	0.51	570
S 11840	201	238	---	1.15	0.4	15	320	< 0.5	< 2	0.77	< 0.5	15	12	40	3.34	< 10	< 1	0.07	30	0.50	805
S 11841	201	238	---	0.86	0.4	40	1190	< 0.5	< 2	0.46	< 0.5	10	11	24	3.56	< 10	< 1	0.06	20	0.36	535
S 11842	201	238	---	0.51	< 0.2	30	60	< 0.5	< 2	0.35	2.5	212	< 1	< 1	>15.00	< 10	< 1	< 0.01	< 10	0.10	5580
S 11861	203	238	< 5	1.68	0.4	20	170	< 0.5	< 2	0.25	< 0.5	10	31	41	2.75	< 10	< 1	0.07	20	0.55	335
S 11862	203	238	< 5	1.50	0.8	< 5	150	< 0.5	< 2	0.17	< 0.5	12	23	51	2.64	< 10	< 1	0.06	20	0.48	315
S 11863	203	238	< 5	0.97	0.6	30	160	< 0.5	< 2	0.09	< 0.5	4	15	17	1.82	< 10	< 1	0.04	10	0.24	90
S 11864	203	238	< 5	1.22	1.0	40	2190	< 0.5	< 2	0.15	< 0.5	5	16	25	2.12	< 10	< 1	0.06	20	0.28	145
S 11865	203	238	< 5	1.31	0.4	20	220	< 0.5	< 2	0.16	< 0.5	7	16	21	2.19	< 10	< 1	0.05	10	0.39	205
S 11866	203	238	< 5	2.10	0.8	30	960	< 0.5	< 2	0.16	< 0.5	11	15	27	3.61	< 10	< 1	0.31	30	0.63	470
S 11867	203	238	< 5	1.92	0.2	20	220	< 0.5	< 2	0.15	< 0.5	8	16	7	3.83	< 10	< 1	0.25	10	0.50	390
S 11868	203	238	< 5	2.46	0.8	25	1270	< 0.5	< 2	0.23	< 0.5	14	14	33	4.95	< 10	< 1	0.48	20	0.62	875
S 11869	203	238	< 5	2.20	< 0.2	10	460	0.5	< 2	0.19	< 0.5	8	12	9	4.39	< 10	< 1	0.77	10	0.50	475
S 11870	203	238	< 5	2.16	0.2	25	400	0.5	< 2	0.22	< 0.5	10	17	11	3.78	< 10	< 1	0.42	20	0.77	340



Chemex Labs Ltd.

Analytical Chemists • Geochemists • Registered Assayers

212 BROOKSBANK AVE., NORTH VANCOUVER,
BRITISH COLUMBIA, CANADA V7J-2C1

PHONE (604) 984-0221

To: ARCHER CATHRO & ASSOC. (1981) LTD.

3125 3RD AVE., BOX 4127
WHITEHORSE, YT
Y1A 3S9

Project: MARG
Comments:

Page No.: 5-B
Tot. Pages: 6
Date: 11-SEP-89
Invoice #: I-8924639
P.O. #: NONE

CERTIFICATE OF ANALYSIS A8924639

SAMPLE DESCRIPTION	PREP CODE	Mo ppm	Na %	Ni ppm	P ppm	Pb ppm	Sb ppm	Sc ppm	Sr ppm	Ti %	Tl ppm	U ppm	V ppm	W ppm	Zn ppm
S 11813	201 238	1	0.01	33	870	16	5	3	14	0.02	< 10	< 10	36	< 10	126
S 11814	201 238	< 1	0.02	43	1450	20	< 5	1	16	0.02	< 10	< 10	47	< 10	112
S 11815	201 238	< 1	0.01	24	850	6	< 5	3	18	0.04	< 10	< 10	54	< 10	96
S 11816	201 238	1	0.02	23	1500	10	< 5	< 1	13	< 0.01	< 10	< 10	42	< 10	54
S 11817	203 238	< 1	0.02	11	950	4	< 5	< 1	8	0.01	< 10	< 10	60	< 10	38
S 11818	203 238	2	0.03	18	1170	24	5	3	14	0.01	< 10	< 10	45	< 10	62
S 11819	203 238	< 1	0.02	30	510	52	< 5	2	25	< 0.01	< 10	< 10	14	< 10	146
S 11820	201 238	< 1	0.02	27	720	20	< 5	3	61	0.03	< 10	< 10	32	< 10	100
S 11821	203 238	< 1	0.02	29	500	58	< 5	2	26	< 0.01	< 10	< 10	14	< 10	206
S 11822	201 238	< 1	0.01	31	670	178	5	2	63	0.01	< 10	< 10	17	< 10	432
S 11823	203 238	2	0.02	18	470	24	< 5	2	12	0.01	< 10	< 10	34	< 10	78
S 11824	201 238	1	0.01	27	800	18	< 5	3	27	0.03	10	< 10	29	< 10	110
S 11825	203 238	< 1	0.02	33	830	346	< 5	3	56	0.01	< 10	< 10	17	< 10	1350
S 11826	217 238	2	0.02	32	670	180	5	2	30	< 0.01	< 10	< 10	14	< 10	836
S 11827	217 238	< 1	0.02	47	380	98	< 5	2	14	< 0.01	< 10	< 10	11	< 10	1310
S 11828	203 238	< 1	0.03	10	360	24	< 5	1	11	0.02	10	< 10	41	< 10	60
S 11829	203 238	2	0.03	14	820	24	< 5	1	12	0.02	< 10	< 10	53	< 10	56
S 11830	217 238	3	0.02	42	770	64	< 5	2	19	0.01	10	< 10	26	< 10	132
S 11831	217 238	< 1	0.03	18	880	12	< 5	2	91	0.01	< 10	< 10	25	< 10	80
S 11832	201 238	2	0.01	35	710	28	< 5	2	35	0.02	< 10	< 10	23	< 10	172
S 11833	203 238	< 1	0.02	31	580	20	5	2	26	0.01	< 10	< 10	17	< 10	110
S 11834	201 238	< 1	0.01	25	680	28	5	2	43	0.01	< 10	< 10	15	< 10	130
S 11835	203 238	< 1	0.02	31	540	30	< 5	2	25	< 0.01	< 10	< 10	14	< 10	118
S 11836	201 238	1	0.01	29	810	22	< 5	2	38	0.02	< 10	< 10	21	< 10	136
S 11837	201 238	1	0.01	30	1010	34	10	2	66	0.01	< 10	< 10	27	< 10	90
S 11838	201 238	1	0.01	30	590	26	< 5	1	25	0.01	< 10	< 10	14	< 10	106
S 11839	201 238	1	0.01	30	790	26	5	2	36	0.03	< 10	< 10	22	< 10	112
S 11840	201 238	< 1	0.01	32	730	32	5	2	44	0.02	< 10	< 10	19	< 10	118
S 11841	201 238	2	0.01	29	1270	14	5	2	48	0.01	< 10	< 10	24	< 10	202
S 11842	201 238	< 1	0.01	1075	< 10	< 2	25	2	44	< 0.01	< 10	150	2	70	8390
S 11861	203 238	< 1	0.01	27	800	4	5	4	18	0.08	< 10	< 10	60	< 10	90
S 11862	203 238	< 1	0.01	24	730	4	< 5	4	13	0.06	< 10	< 10	48	< 10	110
S 11863	203 238	8	0.01	13	720	6	< 5	1	18	0.03	< 10	< 10	44	< 10	56
S 11864	203 238	12	0.01	15	1490	64	5	3	41	0.04	< 10	< 10	50	< 10	64
S 11865	203 238	2	0.01	18	640	6	5	2	14	0.04	< 10	< 10	36	< 10	64
S 11866	203 238	< 1	0.01	16	950	68	5	6	18	0.08	< 10	< 10	34	< 10	212
S 11867	203 238	< 1	0.01	8	740	6	5	4	11	0.12	< 10	< 10	51	< 10	70
S 11868	203 238	< 1	0.01	13	1270	30	10	10	20	0.13	< 10	< 10	44	< 10	208
S 11869	203 238	< 1	0.01	8	680	< 2	5	7	11	0.28	< 10	< 10	30	< 10	94
S 11870	203 238	< 1	0.01	14	860	4	10	8	13	0.16	10	< 10	44	< 10	74



Chemex Labs Ltd.

Analytical Chemists • Geochemists • Registered Assayers

212 BROOKSBANK AVE., NORTH VANCOUVER,
BRITISH COLUMBIA, CANADA V7J-2C1

PHONE (604) 984-0221

TO ARCHER CATHRO & ASSOC. (1981) LTD.

3125 3RD AVE., BOX 4127
WHITEHORSE, YT
Y1A 3S9

Project : MARG

Comments :

Page No. : 6-A

Tot. Pages: 6

Date : 11-SEP-89

Invoice # : I-8924639

P.O. # : NONE

CERTIFICATE OF ANALYSIS A8924639

SAMPLE DESCRIPTION	PREP CODE		Au ppb	Al %	Ag ppb	As ppb	Ba ppb	Be ppb	Bi ppb	Ca %	Cd ppb	Co ppm	Cr ppb	Cu ppm	Fe %	Ga ppm	Hg ppm	K %	La ppm	Mg %	Mn ppm
			FA+AA	%	ppb	ppb	ppb	ppb	ppb	ppb	%	ppb	ppm	ppb	ppm	ppm	%	ppm	ppm	%	ppm
S 11871	203	238	< 5	1.79	< 0.2	15	290	< 0.5	< 2	0.18	< 0.5	10	22	12	3.08	10	< 1	0.19	20	0.48	395
S 11872	203	238	< 5	1.95	< 0.2	5	310	< 0.5	< 2	0.11	< 0.5	9	24	11	4.08	10	< 1	0.25	10	0.51	300
S 11873	203	238	< 5	2.09	0.2	20	660	< 0.5	< 2	0.16	< 0.5	9	24	13	4.07	10	1	0.34	30	0.57	1100
S 11874	203	238	< 5	0.97	< 0.2	10	300	< 0.5	< 2	0.08	< 0.5	3	15	5	2.10	< 10	< 1	0.30	10	0.20	275
S 11875	203	238	< 5	1.55	< 0.2	10	200	< 0.5	< 2	0.11	< 0.5	6	25	9	3.06	10	< 1	0.19	20	0.38	340
S 11876	203	238	< 5	2.09	< 0.2	10	300	< 0.5	< 2	0.10	< 0.5	10	28	15	3.48	10	< 1	0.19	20	0.52	605
S 11877	203	238	< 5	1.97	0.4	20	340	< 0.5	< 2	0.22	< 0.5	12	27	17	3.55	10	< 1	0.35	30	0.61	545
S 11878	203	238	5	1.63	< 0.2	25	190	< 0.5	< 2	0.10	< 0.5	7	26	15	3.05	10	< 1	0.12	20	0.41	360
S 11879	203	238	< 5	1.52	0.4	< 5	280	< 0.5	< 2	0.13	< 0.5	8	36	19	2.85	10	< 1	0.13	20	0.40	430
S 11880	203	238	< 5	1.63	0.4	25	240	< 0.5	< 2	0.17	< 0.5	13	30	21	3.08	10	< 1	0.12	20	0.48	810
S 11881	203	238	< 5	1.74	0.2	10	140	< 0.5	< 2	0.09	0.5	10	29	14	3.70	10	1	0.14	10	0.43	600
S 11882	203	238	< 5	1.74	0.2	25	320	< 0.5	< 2	0.18	< 0.5	10	32	25	3.17	10	< 1	0.19	20	0.51	415
S 11883	203	238	< 5	1.51	0.4	30	280	< 0.5	< 2	0.18	< 0.5	8	34	29	3.10	10	< 1	0.17	30	0.42	360
S 11884	203	238	< 5	0.62	0.2	5	450	< 0.5	< 2	0.28	1.0	2	17	9	0.81	< 10	< 1	0.06	10	0.08	65
S 11885	203	238	< 5	1.70	0.2	25	200	< 0.5	< 2	0.08	< 0.5	7	30	15	3.09	10	< 1	0.10	20	0.39	385
S 11886	203	238	< 5	1.27	0.4	30	220	< 0.5	< 2	0.12	< 0.5	7	33	25	3.07	10	< 1	0.10	20	0.38	240
S 11887	203	238	< 5	1.32	0.4	95	320	< 0.5	< 2	0.15	0.5	12	29	35	3.46	10	< 1	0.12	40	0.42	445
S 11888	203	238	< 5	1.06	2.8	25	480	< 0.5	< 2	0.14	1.0	6	34	29	2.32	< 10	< 1	0.09	10	0.26	200



Chemex Labs Ltd.

Analytical Chemists • Geochemists • Registered Assayers

212 BROOKSBANK AVE., NORTH VANCOUVER,
BRITISH COLUMBIA, CANADA V7J-2C1

PHONE (604) 984-0221

ARCHER CATHRO & ASSOC. (1981) LTD.

3125 3RD AVE., BOX 4127
WHITEHORSE, YT
Y1A 3S9

Project: MARG

Comments:

Page No. 6-B
Tot. Pages: 6
Date: 11-SEP-89
Invoice #: I-8924639
P.O. #: NONE

CERTIFICATE OF ANALYSIS A8924639

SAMPLE DESCRIPTION	PREP CODE		Mo	Na	Ni	P	Pb	Sb	Sc	Sr	Ti	Tl	U	V	W	Zn
			ppm	%	ppm	ppm	ppm	ppm	ppm	ppm	%	ppm	ppm	ppm	ppm	ppm
S 11871	203	238	< 1	0.01	19	620	8	5	6	12	0.11	< 10	< 10	39	< 10	78
S 11872	203	238	< 1	0.01	13	460	2	< 5	8	9	0.14	< 10	< 10	48	< 10	70
S 11873	203	238	1	0.01	14	750	12	5	6	12	0.10	< 10	< 10	39	< 10	100
S 11874	203	238	< 1	0.01	6	580	4	< 5	1	9	0.07	< 10	< 10	32	< 10	50
S 11875	203	238	1	0.01	13	610	10	5	2	12	0.07	< 10	< 10	44	< 10	68
S 11876	203	238	< 1	0.01	15	860	6	5	2	15	0.06	< 10	< 10	48	< 10	84
S 11877	203	238	< 1	0.01	19	870	12	5	5	19	0.15	< 10	< 10	41	< 10	104
S 11878	203	238	1	0.01	16	700	8	5	2	13	0.05	< 10	< 10	52	< 10	78
S 11879	203	238	< 1	0.01	18	870	8	< 5	2	14	0.04	< 10	< 10	46	< 10	94
S 11880	203	238	1	0.01	20	850	18	< 5	2	17	0.06	< 10	< 10	50	< 10	102
S 11881	203	238	1	0.01	18	700	8	5	2	11	0.06	< 10	< 10	53	< 10	108
S 11882	203	238	< 1	0.01	24	840	6	5	3	17	0.06	< 10	< 10	43	< 10	122
S 11883	203	238	2	0.01	29	850	14	5	3	15	0.06	< 10	< 10	40	< 10	128
S 11884	203	238	1	0.01	12	1930	2	< 5	< 1	25	0.01	< 10	< 10	21	< 10	38
S 11885	203	238	1	0.01	17	1040	14	5	1	12	0.03	< 10	< 10	53	< 10	76
S 11886	203	238	2	0.01	21	770	14	< 5	2	12	0.04	< 10	< 10	42	< 10	108
S 11887	203	238	2	0.01	30	880	36	< 5	4	19	0.05	< 10	< 10	39	< 10	154
S 11888	203	238	3	0.01	18	2410	100	< 5	< 1	17	< 0.01	< 10	< 10	50	< 10	102

CERTIFICATION: _____



Chemex Labs Ltd.

Analytical Chemists • Geochemists • Registered Assayers

212 BROOKSBANK AVE., NORTH VANCOUVER,
BRITISH COLUMBIA, CANADA V7J-2C1

PHONE (604) 984-0221

TO: ARCHER CATRO & ASSOC. (1981) LTD.

3125 3RD AVE., BOX 4127
WHITEHORSE, YT
Y1A 3S9

Project: MARG

Comments:

Page No.: 1-A
Tot. Pages: 3
Date: 11-SEP-89
Invoice #: 1-8924644
P.O. #: NONE

CERTIFICATE OF ANALYSIS A8924644

SAMPLE DESCRIPTION	PREP CODE	Al %	Ag ppm	As ppm	Ba ppm	Be ppm	Bi ppm	Ca %	Cd ppm	Co ppm	Cr ppm	Cu ppm	Fe %	Ga ppm	Hg ppm	K %	La ppm	Mg %	Mn ppm	Mo ppm
T 20048	203 238	1.01	< 0.2	100	400	4.5	< 2	0.50	< 0.5	14	12	25	12.75	10	< 1	0.11	20	0.39	2370	2
T 20401	217 238	0.86	0.6	20	50	0.5	< 2	0.08	< 0.5	3	40	27	2.11	< 10	< 1	0.03	10	0.21	105	2
T 20402	201 238	1.60	< 0.2	30	100	1.0	2	0.07	< 0.5	6	30	18	3.49	10	< 1	0.05	10	0.41	250	2
T 20403	201 238	1.41	0.4	15	90	< 0.5	2	0.17	< 0.5	6	20	26	2.93	< 10	< 1	0.04	10	0.40	175	1
T 20404	201 238	1.08	0.2	10	70	< 0.5	4	0.09	< 0.5	3	17	13	1.60	< 10	< 1	0.05	10	0.21	90	1
T 20405	201 238	1.80	0.6	20	390	< 0.5	2	0.34	< 0.5	6	26	46	2.69	10	< 1	0.09	20	0.48	255	2
T 20406	203 238	1.87	1.4	20	670	< 0.5	< 2	1.23	1.0	10	33	93	3.24	10	< 1	0.12	20	0.40	435	2
T 20407	217 238	0.54	< 0.2	5	560	< 0.5	< 2	2.86	1.0	3	8	54	0.81	< 10	< 1	0.06	< 10	0.20	170	1
T 20408	201 238	1.60	0.2	15	340	< 0.5	< 2	0.30	< 0.5	6	23	23	2.44	10	< 1	0.09	20	0.47	170	1
T 20409	201 238	1.66	0.4	15	460	< 0.5	2	0.55	< 0.5	10	24	28	2.68	10	< 1	0.09	20	0.50	390	1
T 20410	203 238	1.54	0.8	15	570	< 0.5	2	1.13	1.0	10	28	36	2.65	10	< 1	0.09	10	0.47	590	1
T 20411	201 238	1.95	0.8	20	600	< 0.5	4	0.44	< 0.5	11	30	44	3.48	10	< 1	0.12	20	0.52	370	< 1
T 20412	201 238	0.78	< 0.2	15	100	< 0.5	< 2	0.04	< 0.5	2	6	7	1.51	10	< 1	0.02	20	0.09	80	1
T 20413	201 238	1.70	0.6	50	300	< 0.5	4	0.65	2.0	34	20	54	4.20	10	< 1	0.07	20	0.47	1335	2
T 20414	201 238	1.31	1.0	30	240	< 0.5	4	0.44	1.5	9	18	44	3.49	10	< 1	0.07	20	0.48	255	5
T 20415	201 238	1.38	0.2	10	140	< 0.5	4	0.19	< 0.5	9	12	17	3.59	10	< 1	0.06	20	0.44	440	< 1
T 20416	201 238	1.23	< 0.2	20	40	< 0.5	< 2	0.07	< 0.5	16	12	27	4.03	10	< 1	0.04	20	0.36	650	< 1
T 20417	201 238	0.42	0.2	25	80	< 0.5	< 2	1.25	< 0.5	10	1	17	2.08	< 10	< 1	0.19	20	0.05	205	< 1
T 20418	201 238	1.38	< 0.2	15	320	< 0.5	6	0.30	< 0.5	13	18	41	3.09	< 10	< 1	0.05	10	0.43	560	2
T 20419	201 238	1.39	0.4	45	260	< 0.5	4	0.31	< 0.5	13	23	63	3.84	10	< 1	0.08	20	0.48	480	2
T 20420	201 238	1.45	0.4	15	440	< 0.5	4	0.53	< 0.5	8	19	21	2.41	10	< 1	0.07	20	0.45	300	1
T 20421	201 238	1.91	0.8	20	700	< 0.5	< 2	0.37	0.5	15	27	28	3.35	10	< 1	0.13	20	0.47	1850	1
T 20422	201 238	2.06	1.0	40	700	< 0.5	< 2	0.24	< 0.5	9	30	30	3.76	10	< 1	0.14	10	0.35	310	3
T 20423	201 238	1.19	0.8	< 5	340	< 0.5	< 2	0.23	< 0.5	7	19	17	2.19	10	< 1	0.05	20	0.38	180	< 1
T 20424	201 238	1.15	0.6	5	140	< 0.5	< 2	0.23	< 0.5	6	20	27	2.78	10	< 1	0.06	20	0.41	190	1
T 20425	201 238	0.83	0.2	5	80	< 0.5	2	0.06	< 0.5	1	12	2	0.75	< 10	< 1	0.03	10	0.09	30	< 1
T 20426	201 238	0.97	< 0.2	5	60	< 0.5	< 2	0.05	< 0.5	4	12	17	1.65	< 10	< 1	0.05	20	0.20	140	1
T 20427	201 238	1.75	0.2	15	180	< 0.5	< 2	0.10	< 0.5	4	21	45	2.43	< 10	< 1	0.07	20	0.34	120	< 1
T 20428	203 238	1.24	0.4	20	100	< 0.5	< 2	0.10	< 0.5	6	32	32	3.23	< 10	< 1	0.05	10	0.38	230	1
T 20429	201 238	1.13	0.4	15	340	< 0.5	< 2	0.30	< 0.5	6	19	33	2.33	< 10	< 1	0.05	20	0.38	145	< 1
T 20443	203 238	2.43	< 0.2	5	240	< 0.5	< 2	0.45	< 0.5	31	26	260	7.01	< 10	< 1	0.13	10	1.14	1230	< 1
T 20444	203 238	1.23	0.4	25	120	1.0	2	0.16	< 0.5	11	38	140	3.61	10	< 1	0.09	20	0.44	365	2
T 20445	203 238	1.98	0.2	35	210	1.5	< 2	0.33	< 0.5	20	37	286	5.26	10	< 1	0.12	20	0.80	705	1
T 20446	217 238	2.30	0.2	35	150	1.0	4	0.48	< 0.5	34	86	269	5.52	10	< 1	0.07	10	1.41	880	< 1
T 20447	217 238	0.57	1.2	95	90	0.5	8	0.07	< 0.5	9	27	83	3.31	10	< 1	0.05	20	0.18	180	4
T 20448	203 238	1.37	0.2	30	120	1.5	< 2	0.07	< 0.5	5	35	59	5.26	10	< 1	0.10	20	0.27	325	6
T 20449	217 238	1.32	0.2	40	60	1.0	6	0.16	< 0.5	13	45	156	3.81	10	< 1	0.05	10	0.54	330	2
T 20500	201 238	1.68	0.4	30	120	1.5	2	0.15	< 0.5	9	28	42	3.47	10	< 1	0.05	20	0.27	395	2
T 20501	201 238	1.51	0.2	25	100	1.0	2	0.09	< 0.5	8	24	31	3.18	10	< 1	0.06	20	0.28	410	2
T 20502	201 238	1.09	< 0.2	40	70	0.5	< 2	0.05	< 0.5	9	17	31	3.52	< 10	< 1	0.03	10	0.19	370	1

CERTIFICATION : _____



Chemex Labs Ltd.

Analytical Chemists • Geochemists • Registered Assayers

112 BROOKSBANK AVE. NORTH VANCOUVER,
BRITISH COLUMBIA, CANADA V7J-1C1

PHONE (604) 984-0221

ARCHER CATIRO & ASSOC. (1981) LTD.

3125 JRD AVE., BOX 4127
WHITEHORSE, YT
Y1A 3S9

Project : MARG

Comments :

Page no. : 1-B
Tot. Pages: 3
Date : 11-SEP-89
Invoice # : I-8924644
P.O. # : NONE

CERTIFICATE OF ANALYSIS A8924644

SAMPLE DESCRIPTION	PREP CODE	Na %	Ni ppm	I ppm	Pb ppm	Sb ppm	Sc ppm	Sr ppm	Ti %	Tl ppm	U ppm	V ppm	W ppm	Zn ppm
T 20048	203 238	0.01	31	520	12	10	2	48	0.01	< 10	10	15	< 10	84
T 20401	217 238	0.01	16	540	206	5	< 1	8	0.02	< 10	< 10	38	< 10	62
T 20402	201 238	0.01	15	600	12	5	1	10	0.03	< 10	< 10	61	< 10	78
T 20403	201 238	0.01	18	650	16	< 5	2	12	0.04	< 10	< 10	44	< 10	86
T 20404	201 238	0.01	9	480	4	< 5	1	9	0.02	10	< 10	39	< 10	36
T 20405	201 238	0.02	24	1330	14	5	3	24	0.03	< 10	< 10	54	< 10	148
T 20406	203 238	0.02	43	1350	14	5	5	47	0.02	< 10	< 10	44	< 10	138
T 20407	217 238	0.02	20	1500	< 2	5	1	83	< 0.01	< 10	< 10	6	< 10	46
T 20408	201 238	0.01	22	760	6	5	3	20	0.04	< 10	< 10	47	< 10	92
T 20409	201 238	0.01	21	1110	8	5	4	27	0.03	< 10	< 10	45	< 10	106
T 20410	203 238	0.02	35	980	12	5	4	46	0.02	< 10	< 10	40	< 10	160
T 20411	201 238	0.01	31	1000	20	5	6	25	0.03	< 10	< 10	52	< 10	180
T 20412	201 238	0.01	4	460	10	< 5	1	7	0.03	< 10	< 10	62	< 10	38
T 20413	201 238	0.01	56	1110	20	10	4	43	0.01	< 10	< 10	37	< 10	334
T 20414	201 238	0.01	37	880	16	5	3	33	0.01	< 10	< 10	31	< 10	276
T 20415	201 238	0.01	14	660	16	< 5	3	12	0.01	< 10	< 10	22	< 10	86
T 20416	201 238	0.01	23	430	24	5	1	6	< 0.01	< 10	< 10	15	< 10	78
T 20417	201 238	0.01	11	430	16	< 5	1	57	< 0.01	< 10	< 10	3	< 10	38
T 20418	201 238	0.01	33	880	28	5	3	16	0.01	< 10	< 10	37	< 10	192
T 20419	201 238	0.01	37	890	36	5	3	17	0.02	< 10	< 10	38	< 10	232
T 20420	201 238	0.01	21	830	10	5	3	25	0.03	< 10	< 10	42	< 10	108
T 20421	201 238	0.02	29	1110	14	5	5	26	0.03	< 10	< 10	52	< 10	164
T 20422	201 238	0.02	27	1520	28	5	4	22	0.02	< 10	< 10	58	< 10	126
T 20423	201 238	0.01	19	790	8	< 5	3	16	0.04	< 10	< 10	32	< 10	92
T 20424	201 238	0.01	23	820	10	< 5	3	17	0.05	< 10	< 10	37	< 10	106
T 20425	201 238	0.01	3	330	4	< 5	< 1	8	0.02	< 10	< 10	16	< 10	16
T 20426	201 238	0.01	13	490	12	< 5	1	8	0.02	< 10	< 10	31	< 10	58
T 20427	201 238	0.01	18	1170	20	5	1	11	0.02	< 10	< 10	40	< 10	60
T 20428	203 238	0.01	18	830	24	5	2	10	0.03	< 10	< 10	38	< 10	82
T 20429	201 238	0.01	24	960	16	< 5	3	18	0.03	< 10	< 10	30	< 10	148
T 20443	203 238	0.02	29	1180	2	10	5	26	0.13	< 10	< 10	82	< 10	138
T 20444	203 238	0.01	29	460	78	5	2	12	0.07	< 10	< 10	32	< 10	150
T 20445	203 238	0.02	30	680	60	10	5	25	0.13	< 10	< 10	89	< 10	142
T 20446	217 238	0.01	48	800	86	5	7	26	0.17	< 10	< 10	87	< 10	156
T 20447	217 238	0.02	25	630	166	50	2	11	0.01	10	< 10	12	< 10	316
T 20448	203 238	0.02	11	730	82	5	2	11	0.04	< 10	< 10	36	< 10	212
T 20449	217 238	0.01	25	830	188	5	3	11	0.04	< 10	< 10	52	< 10	270
T 20500	201 238	0.01	34	990	16	5	3	25	0.02	< 10	< 10	42	< 10	98
T 20501	201 238	0.01	26	820	8	5	2	13	0.03	< 10	< 10	49	< 10	88
T 20502	201 238	0.01	32	820	24	5	1	9	0.01	< 10	< 10	34	< 10	102

CERTIFICATION : _____



Chemex Labs Ltd.

Analytical Chemists • Geochronists • Registered Assayers
 212 BROOKSBANK AVENUE, NORTH VANCOUVER,
 BRITISH COLUMBIA, CANADA V7J-2C1

PHONE (604) 984-0221

ARCHER CATHRO & ASSOC. (1981) LTD.

3125 3RD AVE., BOX 4127
 WHITEHORSE, YT
 Y1A 3S9

Project : MARG
 Comments :

Page No. : 2-A
 Tot. Pages: 3
 Date : 11-SEP-89
 Invoice # : I-8924644
 P.O. # : NONE

CERTIFICATE OF ANALYSIS A8924644

SAMPLE DESCRIPTION	PREP CODE	Al %	Ag ppm	As ppm	Ba ppm	Be ppm	Bi ppm	Ca %	Cd ppm	Co ppm	Cr ppm	Cu ppm	Fe %	Ga ppm	Hg ppm	K %	La ppm	Mg %	Mn ppm	Mo ppm
T 20503	201 238	1.46	0.2	10	70	< 0.5	< 2	0.06	< 0.5	4	22	18	2.79	< 10	< 1	0.04	10	0.23	195	1
T 20504	201 238	1.16	0.2	15	50	< 0.5	< 2	0.04	< 0.5	6	19	19	3.45	< 10	< 1	0.03	10	0.14	255	2
T 20505	201 238	2.05	< 0.2	20	80	< 0.5	< 2	0.08	< 0.5	5	28	13	3.62	< 10	2	0.04	10	0.35	235	2
T 20506	201 238	1.15	< 0.2	20	80	0.5	< 2	0.18	< 0.5	7	19	33	2.65	< 10	1	0.04	20	0.31	225	1
T 20507	201 238	0.76	< 0.2	10	50	< 0.5	< 2	0.05	< 0.5	2	13	13	1.79	< 10	1	0.03	10	0.06	85	1
T 20508	201 238	1.73	< 0.2	10	130	< 0.5	< 2	0.15	< 0.5	8	30	23	2.79	10	< 1	0.07	20	0.44	325	< 1
T 20509	201 238	1.02	< 0.2	10	70	< 0.5	< 2	0.07	< 0.5	5	19	21	2.63	< 10	1	0.04	10	0.19	250	1
T 20510	201 238	1.28	< 0.2	15	70	< 0.5	< 2	0.07	< 0.5	6	22	24	3.24	< 10	1	0.05	20	0.25	280	2
T 20511	201 238	1.14	< 0.2	20	80	< 0.5	< 2	0.25	< 0.5	21	17	58	5.58	10	< 1	0.04	30	0.44	1875	1
T 20512	201 238	0.98	< 0.2	5	100	< 0.5	< 2	0.24	< 0.5	6	19	23	2.35	< 10	< 1	0.05	20	0.31	275	1
T 20513	201 238	1.18	< 0.2	5	80	< 0.5	< 2	0.06	< 0.5	3	20	21	2.40	< 10	1	0.06	10	0.16	180	1
T 20514	201 238	1.83	< 0.2	20	120	< 0.5	< 2	0.31	< 0.5	22	22	33	4.42	10	< 1	0.07	30	0.67	1145	< 1
T 20515	201 238	1.65	0.2	20	50	< 0.5	< 2	0.11	< 0.5	20	15	37	3.95	10	< 1	0.07	60	0.55	540	< 1
T 20516	201 238	1.08	0.2	30	80	< 0.5	< 2	0.13	< 0.5	13	15	76	5.12	10	< 1	0.06	30	0.28	385	9
T 20517	201 238	0.64	< 0.2	10	20	< 0.5	< 2	0.11	< 0.5	15	5	50	3.94	< 10	1	0.04	30	0.17	630	< 1
T 20518	201 238	0.43	< 0.2	15	60	< 0.5	< 2	3.09	< 0.5	6	6	23	1.29	< 10	< 1	0.05	< 10	0.16	620	< 1
T 20519	201 238	1.43	< 0.2	5	80	< 0.5	< 2	0.17	< 0.5	16	34	25	3.59	< 10	< 1	0.15	30	0.67	850	< 1
T 20520	201 238	1.25	< 0.2	15	80	< 0.5	< 2	0.08	< 0.5	8	23	24	3.36	< 10	< 1	0.05	20	0.31	345	1
T 20651	201 238	1.85	< 0.2	40	280	< 0.5	< 2	0.24	0.5	15	28	129	4.90	10	< 1	0.07	10	0.60	765	1
T 20652	201 238	1.59	< 0.2	< 5	250	< 0.5	< 2	0.13	< 0.5	5	19	31	3.13	< 10	< 1	0.06	20	0.50	215	2
T 20653	201 238	1.05	< 0.2	30	100	< 0.5	< 2	0.06	1.5	12	25	95	4.99	< 10	< 1	0.05	10	0.29	370	5
T 20654	203 238	0.87	0.6	45	1810	< 0.5	< 2	0.04	1.5	6	32	69	5.94	< 10	< 1	0.07	20	0.24	120	8
T 20655	201 238	0.78	1.2	20	130	< 0.5	< 2	0.09	1.0	2	19	61	3.73	< 10	< 1	0.06	10	0.28	90	9
T 20656	201 238	2.25	< 0.2	50	80	< 0.5	< 2	0.22	< 0.5	18	27	74	5.01	10	1	0.03	20	0.66	590	1
T 20657	201 238	1.91	< 0.2	50	110	< 0.5	< 2	0.08	< 0.5	9	35	36	3.76	< 10	1	0.04	10	0.29	400	3
T 20658	201 238	1.61	< 0.2	40	750	< 0.5	< 2	0.14	< 0.5	11	31	56	3.56	< 10	< 1	0.04	10	0.39	290	2
T 20659	201 238	1.44	< 0.2	40	80	< 0.5	< 2	0.15	< 0.5	8	29	21	3.14	< 10	1	0.03	10	0.31	243	< 1
T 20660	201 238	1.64	< 0.2	20	160	< 0.5	< 2	0.12	< 0.5	8	29	21	3.77	10	< 1	0.06	10	0.37	400	1
T 20661	201 238	0.94	< 0.2	20	60	< 0.5	< 2	0.04	< 0.5	7	18	21	3.03	< 10	1	0.04	10	0.16	460	1
T 20662	201 238	1.20	< 0.2	20	50	< 0.5	< 2	0.04	< 0.5	6	22	22	3.04	< 10	< 1	0.04	10	0.22	275	< 1
T 20663	201 238	1.25	< 0.2	20	50	< 0.5	< 2	0.05	< 0.5	6	23	26	3.19	< 10	< 1	0.03	20	0.27	220	< 1
T 20664	201 238	1.27	< 0.2	10	80	< 0.5	< 2	0.04	< 0.5	5	25	31	3.14	< 10	< 1	0.05	10	0.28	265	2
T 20665	201 238	1.71	0.8	20	130	< 0.5	< 2	0.21	1.0	17	35	96	4.04	< 10	< 1	0.06	20	0.64	445	3
T 20666	201 238	1.83	< 0.2	15	170	< 0.5	< 2	0.21	1.0	20	40	134	4.25	< 10	1	0.04	20	0.76	470	3
T 20667	201 238	2.29	< 0.2	< 5	420	< 0.5	< 2	0.33	0.5	14	27	98	5.07	10	< 1	0.03	20	0.79	505	< 1
T 20668	201 238	1.59	< 0.2	10	60	< 0.5	< 2	0.07	< 0.5	7	28	38	3.66	< 10	< 1	0.04	10	0.49	310	1
T 20669	201 238	2.48	< 0.2	15	240	< 0.5	< 2	0.22	< 0.5	20	31	118	5.14	< 10	< 1	0.09	20	0.85	780	< 1
T 20670	201 238	1.50	< 0.2	5	130	< 0.5	< 2	0.10	< 0.5	8	25	23	2.92	< 10	< 1	0.05	20	0.30	305	< 1
T 20671	201 238	1.40	< 0.2	10	80	< 0.5	< 2	0.11	< 0.5	6	26	25	3.13	< 10	< 1	0.04	20	0.39	185	2
T 20672	201 238	1.81	0.2	15	220	< 0.5	< 2	0.46	< 0.5	12	28	43	3.23	< 10	< 1	0.07	20	0.46	600	< 1



Chemex Labs Ltd.

Analytical Chemists • Geochemists • Registered Assayers
 212 BROOKSBANK AVE., NORTH VANCOUVER,
 BRITISH COLUMBIA, CANADA V7J-2C1
 PHONE (604) 984-0221

ARCHER CATHRO & ASSOC. (1981) LTD.

3125 3RD AVE., BOX 4127
 WHITEHORSE, YT
 Y1A 3S9

Project: MARG
 Comments:

Page no. 2-B
 Tot. Pages: 3
 Date: 11-SEP-89
 Invoice #: I-8924644
 P.O. #: NONE

CERTIFICATE OF ANALYSIS A8924644

SAMPLE DESCRIPTION	PREP CODE	Na %	Ni ppm	P ppm	Pb ppm	Sb ppm	Sc ppm	Sr ppm	Li %	Ti ppm	U ppm	V ppm	W ppm	Zn ppm
T 20503	201 238	0.01	13	650	8	< 5	1	7	0.02	< 10	< 10	53	< 10	56
T 20504	201 238	0.01	30	440	10	< 5	2	6	0.03	< 10	< 10	53	< 10	80
T 20505	201 238	0.01	15	370	10	10	3	9	0.06	< 10	< 10	63	< 10	56
T 20506	201 238	0.01	29	810	12	5	3	13	0.04	< 10	< 10	35	< 10	94
T 20507	201 238	0.01	11	710	6	< 5	< 1	9	0.01	< 10	< 10	45	< 10	44
T 20508	201 238	0.01	25	680	6	< 5	2	14	0.05	< 10	< 10	49	< 10	78
T 20509	201 238	0.01	19	590	12	5	1	8	0.02	< 10	< 10	42	< 10	72
T 20510	201 238	0.01	22	610	16	10	1	11	0.03	< 10	< 10	43	< 10	82
T 20511	201 238	0.01	55	2020	30	10	2	22	< 0.01	< 10	< 10	13	< 10	138
T 20512	201 238	0.01	21	1000	8	< 5	2	19	0.05	< 10	< 10	35	< 10	86
T 20513	201 238	0.01	13	970	8	< 5	< 1	9	0.03	< 10	< 10	52	< 10	52
T 20514	201 238	0.01	45	380	10	5	4	12	0.01	< 10	< 10	24	< 10	96
T 20515	201 238	0.01	34	480	22	5	2	10	< 0.01	< 10	< 10	9	< 10	98
T 20516	201 238	0.01	58	740	32	5	3	22	< 0.01	< 10	< 10	26	< 10	250
T 20517	201 238	0.01	33	400	30	< 5	2	17	< 0.01	< 10	< 10	5	< 10	120
T 20518	201 238	0.01	12	1000	6	5	1	106	< 0.01	< 10	< 10	8	< 10	38
T 20519	201 238	0.01	31	790	22	5	2	12	< 0.01	< 10	< 10	18	< 10	72
T 20520	201 238	0.01	22	660	18	< 5	1	10	0.02	< 10	< 10	42	< 10	72
T 20651	201 238	0.01	20	720	4	10	4	16	0.04	< 10	< 10	95	< 10	90
T 20652	201 238	0.01	10	1060	8	< 5	1	13	0.01	< 10	< 10	52	< 10	76
T 20653	201 238	0.01	50	1120	16	5	2	11	< 0.01	< 10	< 10	33	< 10	292
T 20654	203 238	0.02	47	1130	26	5	2	59	< 0.01	< 10	< 10	37	< 10	408
T 20655	201 238	0.01	17	1350	30	5	1	100	< 0.01	< 10	< 10	41	< 10	142
T 20656	201 238	0.01	45	830	2	15	5	16	0.04	< 10	< 10	67	< 10	178
T 20657	201 238	0.02	25	1250	18	15	2	14	0.01	< 10	< 10	51	< 10	84
T 20658	201 238	0.01	32	910	22	15	3	28	0.02	< 10	< 10	46	< 10	96
T 20659	201 238	0.01	26	710	4	5	1	11	0.02	< 10	< 10	49	< 10	74
T 20660	201 238	0.01	20	570	12	5	2	12	0.03	< 10	< 10	60	< 10	66
T 20661	201 238	0.01	21	600	6	5	< 1	6	0.01	< 10	< 10	46	< 10	68
T 20662	201 238	0.01	19	790	8	5	< 1	6	0.01	< 10	< 10	44	< 10	62
T 20663	201 238	0.01	21	520	8	5	1	6	0.02	< 10	< 10	39	< 10	68
T 20664	201 238	0.01	21	770	10	5	< 1	10	0.01	< 10	< 10	46	< 10	112
T 20665	201 238	0.01	47	1320	6	5	3	36	0.04	< 10	< 10	55	< 10	322
T 20666	201 238	0.01	55	1020	4	5	4	19	0.07	< 10	< 10	67	< 10	300
T 20667	201 238	0.01	42	830	< 2	< 5	4	20	0.09	< 10	< 10	46	< 10	198
T 20668	201 238	0.01	21	470	12	< 5	2	9	0.06	< 10	< 10	65	< 10	72
T 20669	201 238	0.02	35	760	10	5	6	18	0.07	< 10	< 10	95	< 10	124
T 20670	201 238	0.01	19	590	4	5	1	10	0.02	< 10	< 10	44	< 10	68
T 20671	201 238	0.01	20	440	10	5	2	10	0.06	< 10	< 10	50	< 10	74
T 20672	201 238	0.01	28	1000	10	5	2	23	0.02	< 10	< 10	50	< 10	132



Chemex Labs Ltd.

Analytical Chemists • Geochemists • Registered Assayers
 212 BROOKSBANK AVE., NORTH VANCOUVER,
 BRITISH COLUMBIA, CANADA V7J-2C1
 PHONE (604) 984-0221

ARCHER CATHRO & ASSOC. (1981) LTD.

3125 3RD AVE., BOX 4127
 WHITEHORSE, YT
 Y1A 3S9

Project : MARG
 Comments :

Page No. : 3-A
 Tot. Pages: 3
 Date : 11-SEP-89
 Invoice # : I-8924644
 P.O. # : NONE

CERTIFICATE OF ANALYSIS A8924644

SAMPLE DESCRIPTION	PREP CODE	Al %	Ag ppm	As ppm	Ba ppm	Be ppm	Bi ppm	Ca %	Cd ppm	Co ppm	Cr ppm	Cu ppm	Fe %	Ga ppm	Hg ppm	K %	La ppm	Mg %	Mn ppm	Mo ppm
T 20673	201 238	1.72	0.2	10	80	0.5	< 2	0.07	< 0.5	8	27	29	3.46	10	< 1	0.05	20	0.37	270	1
T 20674	201 238	2.26	0.2	25	140	< 0.5	< 2	0.09	< 0.5	18	32	31	3.55	10	< 1	0.09	20	0.48	475	1
T 20675	201 238	1.44	< 0.2	10	130	< 0.5	< 2	0.07	< 0.5	3	21	11	2.67	10	1	0.05	10	0.20	140	2
T 20676	201 238	0.68	< 0.2	5	50	< 0.5	< 2	7.39	0.5	8	10	34	2.51	< 10	< 1	0.04	< 10	0.19	440	1
T 20677	201 238	0.65	0.4	20	70	0.5	< 2	0.15	< 0.5	11	8	49	3.59	10	< 1	0.03	30	0.11	650	3
T 20678	201 238	0.88	< 0.2	30	240	1.0	< 2	0.23	< 0.5	16	10	73	5.23	10	< 1	0.03	20	0.11	1140	4
T 20679	201 238	0.67	0.2	20	110	1.0	4	0.18	< 0.5	10	8	51	3.69	10	< 1	0.03	30	0.12	690	2
T 20680	201 238	0.52	< 0.2	20	110	1.0	< 2	0.09	< 0.5	14	9	75	3.94	< 10	< 1	0.02	20	0.11	1800	4
T 20681	201 238	0.81	< 0.2	15	100	1.0	2	0.17	< 0.5	12	20	40	3.56	10	< 1	0.05	10	0.12	785	2
T 20682	201 238	0.60	< 0.2	10	60	1.5	< 2	0.18	< 0.5	11	24	34	3.72	< 10	1	0.05	20	0.17	840	1
T 20683	201 238	0.76	< 0.2	15	80	1.5	< 2	0.28	< 0.5	12	5	36	3.47	10	< 1	0.08	40	0.24	820	< 1
T 20684	201 238	0.80	< 0.2	15	90	2.0	< 2	0.20	< 0.5	12	11	56	4.46	10	< 1	0.05	30	0.23	755	1
T 20685	201 238	0.86	< 0.2	25	80	2.0	< 2	0.28	< 0.5	17	22	49	4.77	10	1	0.04	30	0.35	1145	2
T 20686	201 238	1.10	< 0.2	15	90	2.0	< 2	0.50	1.0	18	24	71	5.34	10	< 1	0.04	30	0.48	1355	3
T 20687	201 238	0.66	< 0.2	25	60	3.0	< 2	0.38	0.5	22	11	72	5.54	< 10	< 1	0.03	20	0.29	1495	1
T 20688	201 238	0.97	0.4	30	80	< 0.5	< 2	0.41	0.5	31	12	79	5.76	10	< 1	0.03	20	0.44	1775	4
T 20689	201 238	0.55	< 0.2	15	250	< 0.5	< 2	0.12	< 0.5	18	14	47	2.82	< 10	1	0.02	10	0.27	2250	3
T 20690	201 238	0.69	< 0.2	25	610	< 0.5	< 2	0.08	< 0.5	14	6	88	2.50	< 10	2	0.01	10	0.27	2250	3
T 20691	201 238	0.72	0.2	30	130	< 0.5	< 2	0.26	< 0.5	23	11	111	4.27	10	1	0.02	10	0.25	1725	3
T 20692	201 238	1.07	0.4	25	130	< 0.5	< 2	0.38	3.0	28	30	116	4.42	10	< 1	0.03	20	0.59	1210	3
T 20693	217 238	0.26	< 0.2	20	100	< 0.5	< 2	0.11	0.5	6	19	37	2.07	< 10	< 1	0.02	10	0.12	310	21
T 20694	201 238	0.54	< 0.2	30	60	< 0.5	< 2	0.10	< 0.5	15	21	44	2.82	< 10	< 1	0.03	< 10	0.26	895	4
T 20695	201 238	0.83	< 0.2	10	20	< 0.5	< 2	0.10	0.5	7	17	17	2.56	< 10	< 1	0.02	< 10	0.16	135	1

CERTIFICATION : _____



Chemex Labs Ltd.

Analytical Chemists • Geochemists • Registered Assayers

212 BROOKSBANK AVE., NORTH VANCOUVER,
BRITISH COLUMBIA, CANADA V7J-2C1

PHONE (604) 984-0221

To: ARCHER CATHRO & ASSOC. (1981) LTD.

3125 3RD AVE., BOX 4127
WHITEHORSE, YT
Y1A 3S9

Project: MARG

Comments:

Page No.: 3-B

Tot. Pages: 3

Date: 11-SEP-89

Invoice #: I-8924644

P.O. #: NONE

CERTIFICATE OF ANALYSIS A8924644

SAMPLE DESCRIPTION	PREP CODE		Na	Ni	P	Pb	Sb	Sc	Sr	Ti	Tl	U	V	W	Zn
			%	ppm	ppm	ppm	ppm	ppm	ppm	%	ppm	ppm	ppm	ppm	ppm
T 20673	201	238	0.01	23	640	6	5	1	8	0.02	< 10	< 10	49	< 10	96
T 20674	201	238	0.01	33	650	6	10	3	12	0.03	< 10	< 10	55	< 10	174
T 20675	201	238	0.01	12	280	6	< 5	2	11	0.05	< 10	< 10	85	< 10	44
T 20676	201	238	0.01	27	630	8	< 5	2	230	< 0.01	< 10	< 10	12	< 10	98
T 20677	201	238	0.01	38	630	14	5	2	12	< 0.01	< 10	< 10	11	< 10	126
T 20678	201	238	0.01	49	800	30	5	3	16	< 0.01	< 10	< 10	14	< 10	148
T 20679	201	238	0.01	39	670	16	5	3	12	< 0.01	< 10	< 10	13	< 10	118
T 20680	201	238	0.01	43	750	18	5	2	12	< 0.01	< 10	< 10	7	< 10	122
T 20681	201	238	0.01	28	930	20	5	2	11	< 0.01	< 10	< 10	16	< 10	106
T 20682	201	238	0.01	25	470	18	< 5	2	10	< 0.01	< 10	< 10	8	< 10	112
T 20683	201	238	0.01	29	520	24	5	3	14	< 0.01	< 10	< 10	9	< 10	90
T 20684	201	238	0.01	38	630	28	10	4	12	< 0.01	< 10	< 10	13	< 10	124
T 20685	201	238	0.01	54	630	20	10	4	17	< 0.01	< 10	< 10	14	< 10	132
T 20686	201	238	0.01	62	610	38	10	4	23	< 0.01	< 10	< 10	24	< 10	238
T 20687	201	238	0.01	55	630	28	5	3	23	< 0.01	< 10	< 10	7	< 10	160
T 20688	201	238	0.01	80	1520	26	< 5	2	24	< 0.01	< 10	< 10	11	< 10	158
T 20689	201	238	0.01	36	930	14	< 5	1	13	< 0.01	< 10	< 10	5	< 10	112
T 20690	201	238	0.01	21	1010	14	5	1	14	< 0.01	< 10	< 10	9	< 10	48
T 20691	201	238	0.01	69	1450	24	5	2	27	< 0.01	< 10	< 10	10	< 10	172
T 20692	201	238	0.01	89	900	18	< 5	3	20	< 0.01	< 10	< 10	19	< 10	312
T 20693	217	238	0.01	40	510	14	5	1	11	< 0.01	< 10	< 10	14	< 10	180
T 20694	201	238	0.01	54	460	10	5	2	8	< 0.01	10	20	10	< 10	150
T 20695	201	238	0.01	24	600	10	5	1	5	< 0.01	< 10	10	18	< 10	88



Chemex Labs Ltd.

Analytical Chemists • Geochemists • Registered Assayers

212 BROOKSBANK AVE., NORTH VANCOUVER,
BRITISH COLUMBIA, CANADA V7J-1C1

PHONE (604) 984-0221

TO: ARCHER CATHRO & ASSOC. (1981) LTD.

3125 JRD AVE., BOX 4127
WHITEHORSE, YT
Y1A 3S9

Project: MARG

Comments:

Page No. 1

Tot. Pages 1

Date: 12-SEP-89

Invoice #: 1-8924744

P.O. #: NONE

CERTIFICATE OF ANALYSIS A8924744

SAMPLE DESCRIPTION	PREP CODE		Au ppb FA/AA	As ppm	Ag ppm	Co ppm	Cu ppm	Fe %	Mn ppm	Nb ppm	Ni ppm	Pb ppm	Zn ppm		
	S 11853 S 11854	205 205	298 298	< 5 10	15 30	< 1.0 < 0.5	56 45	1145 637	14.20 9.54	2070 1565	< 1 < 1	< 1 2	< 5 < 5	166 138	



Chemex Labs Ltd.

Analytical Chemists * Geochemists * Registered Assayers
 WestEnd Industrial Park, Pasadena,
 Newfoundland, Canada A01 1K0
 PHONE: 709-686-2119

ARCHER CATHRO & ASSOC. (1981) LTD.

3125 3RD AVE., BOX 4127
 WHITEHORSE, YT
 Y1A 3S9

Page: 1-A
 Total Pages: 5
 Invoice Date: 18-SEP-89
 Invoice No.: I-8925288
 P.O. Number: NONE

Project: MARG
 Comments:

CERTIFICATE OF ANALYSIS A8925288

SAMPLE DESCRIPTION	PREP CODE	Al %	Ag ppm	As ppm	Ba ppm	Be ppm	Bi ppm	Ca %	Cd ppm	Co ppm	Cr ppm	Cu ppm	Fe %	Ga ppm	Hg ppm	K %	La ppm	Mg %	Mn ppm	Mo ppm
S-08174	201 238	0.90	12.4	>10000	150	< 0.5	< 2	0.85	>100.0	91	14	311	>15.00	20	< 1	0.13	10	0.55	1135	< 1
S-08268	201 238	1.34	< 0.2	255	100	< 0.5	< 2	0.14	< 0.5	15	28	36	4.57	10	< 1	0.05	30	0.71	610	< 1
S-08269	201 238	1.63	0.6	35	110	0.5	< 2	0.18	1.0	16	52	80	4.65	10	< 1	0.04	30	1.22	520	4
S-08270	201 238	1.09	1.6	45	200	< 0.5	< 2	0.11	2.0	8	27	83	4.35	10	< 1	0.07	30	0.59	235	8
S-08271	201 238	1.12	3.6	55	210	0.5	< 2	0.13	1.5	9	31	72	4.39	10	< 1	0.07	50	0.53	290	12
S-08272	201 238	1.98	1.2	40	70	< 0.5	< 2	0.18	2.5	51	48	263	6.80	10	< 1	0.03	50	1.01	1505	2
S-08273	201 238	1.98	0.8	25	40	0.5	< 2	0.25	5.0	60	43	370	6.58	10	< 1	0.02	40	0.83	880	2
S-08274	201 238	2.06	0.8	50	60	0.5	< 2	0.20	9.0	49	57	223	6.67	10	< 1	0.01	40	1.12	1025	6
S-08275	201 238	1.54	0.4	25	20	< 0.5	< 2	0.21	< 0.5	20	27	84	3.65	10	< 1	0.01	40	0.74	440	< 1
S-08276	201 238	1.36	0.8	70	60	0.5	< 2	0.23	1.5	69	22	333	5.98	10	< 1	0.02	60	0.66	1155	< 1
S-08277	201 238	1.53	< 0.2	15	90	0.5	< 2	0.26	0.5	18	22	148	4.64	10	< 1	0.04	10	0.64	545	1
S-08278	201 238	2.49	0.4	55	40	0.5	< 2	0.28	< 0.5	36	36	217	5.96	10	< 1	0.02	40	1.13	800	< 1
S-08279	201 238	2.53	0.2	20	60	0.5	< 2	0.28	< 0.5	44	80	376	5.92	10	< 1	0.02	30	1.23	925	1
S-08280	201 238	2.18	0.4	5	50	0.5	< 2	0.24	1.0	36	52	186	5.73	10	< 1	0.01	40	1.15	810	< 1
S-08281	201 238	1.42	0.2	10	100	0.5	< 2	0.22	< 0.5	9	40	24	2.97	< 10	< 1	0.05	20	0.39	315	< 1
S-08282	201 238	1.31	0.2	20	100	0.5	< 2	0.12	< 0.5	4	30	22	3.11	< 10	< 1	0.04	20	0.26	175	1
S-08283	201 238	1.28	0.4	40	100	0.5	< 2	0.07	0.5	5	27	66	4.98	10	< 1	0.05	20	0.67	155	11
S-08284	201 238	0.24	< 0.2	5	20	< 0.5	< 2	0.01	< 0.5	3	7	27	1.34	< 10	< 1	0.02	< 10	0.03	115	< 1
S-08285	201 238	0.89	1.4	40	170	< 0.5	< 2	0.22	3.0	5	22	97	4.19	< 10	< 1	0.06	20	0.28	250	8
S-08286	201 238	1.91	< 0.2	50	180	0.5	< 2	0.20	< 0.5	23	40	68	3.63	< 10	< 1	0.04	20	0.74	525	1
S-08287	201 238	0.56	0.4	70	220	< 0.5	< 2	0.33	1.5	10	14	30	3.88	10	< 1	0.07	50	0.17	475	3
S-08288	201 238	0.70	0.4	30	300	< 0.5	< 2	0.21	1.5	10	16	30	3.90	10	< 1	0.13	50	0.27	515	3
S-08289	201 238	0.28	< 0.2	25	470	< 0.5	< 2	0.02	< 0.5	< 1	2	5	4.87	10	< 1	0.74	30	0.02	35	1
S-08290	201 238	0.56	0.6	30	250	< 0.5	< 2	0.08	1.5	5	9	51	3.58	< 10	< 1	0.16	20	0.14	220	5
S-08291	201 238	0.79	2.0	40	160	< 0.5	< 2	0.16	3.5	9	22	95	5.07	< 10	< 1	0.05	10	0.36	315	11
S-08292	201 238	2.96	< 0.2	165	90	< 0.5	< 2	0.55	5.5	114	125	310	9.83	20	< 1	0.01	40	1.49	2230	< 1
S-08293	201 238	0.82	0.2	30	80	< 0.5	< 2	0.21	1.0	25	19	153	4.81	10	< 1	0.02	30	0.28	675	< 1
S-08294	201 238	2.95	0.2	15	90	0.5	< 2	0.53	0.5	44	112	349	7.17	10	1	0.04	20	1.82	1265	< 1
S-10385	201 238	1.91	1.2	30	210	0.5	< 2	0.14	7.0	66	20	145	4.20	< 10	< 1	0.06	20	0.36	1200	9
S-10387	201 238	1.98	< 0.2	10	190	0.5	< 2	0.10	< 0.5	8	30	17	3.94	10	< 1	0.09	10	0.36	300	1
S-10388	201 238	2.01	< 0.2	10	690	< 0.5	< 2	0.04	< 0.5	4	26	20	3.38	< 10	< 1	0.09	30	0.40	185	1
S-10389	201 238	1.68	< 0.2	15	800	0.5	< 2	0.11	< 0.5	27	17	14	3.69	10	< 1	0.29	40	0.32	760	< 1
S-10390	201 238	2.20	< 0.2	10	390	< 0.5	< 2	0.06	< 0.5	4	21	11	3.01	< 10	< 1	0.14	30	0.36	230	< 1
S-10391	201 238	1.83	0.2	5	410	0.5	< 2	0.12	< 0.5	10	15	17	3.44	< 10	< 1	0.16	30	0.29	1320	1
S-10392	201 238	2.00	< 0.2	10	470	< 0.5	< 2	0.10	< 0.5	6	21	12	3.66	< 10	< 1	0.10	20	0.29	205	< 1
S-10393	201 238	2.21	< 0.2	< 5	470	0.5	< 2	0.15	0.5	5	22	16	3.36	< 10	1	0.09	20	0.34	220	< 1
S-10394	201 238	1.20	< 0.2	5	490	< 0.5	< 2	0.29	0.5	7	12	12	2.73	< 10	1	0.31	30	0.25	625	1
S-10395	201 238	1.74	2.4	20	180	< 0.5	< 2	0.04	< 0.5	4	28	25	3.77	< 10	< 1	0.07	20	0.37	150	2
S-10396	201 238	1.62	0.2	5	130	< 0.5	< 2	0.06	< 0.5	2	24	13	2.98	10	< 1	0.04	20	0.22	120	2
S-10397	201 238	1.42	0.6	5	130	< 0.5	< 2	0.04	0.5	2	20	44	3.05	< 10	< 1	0.06	20	0.22	100	2

CERTIFICATION: _____



Chemex Labs Ltd.

Analytical Chemists * Geochemists * Registered Assayers

WestEnd Industrial Park, Pasadena,

Newfoundland, Canada A01 1K0

PHONE: 709-686-2119

ARCHER CATHRO & ASSOC. (1981) LTD.

3125 3RD AVE., BOX 4127
WHITEHORSE, YT
Y1A 3S9

Project : MARG
Comments:

Page Number : 1-B
Total Pages : 5
Invoice Date : 18-SEP-89
Invoice No. : I-8925288
P.O. Number : NONE

CERTIFICATE OF ANALYSIS

A8925288

SAMPLE DESCRIPTION	PREP CODE		Na	Ni	P	Pb	Sb	Sc	Sr	Ti	Tl	U	V	W	Zn
			µ	PPM	PPM	PPM	PPM	PPM	PPM	PPM	µ	PPM	PPM	PPM	PPM
S-08174	201	238	< 0.01	67	660	954	45	8	299	0.02	< 10	< 10	34	< 10	804
S-08268	201	238	0.01	31	870	26	< 5	2	38	0.05	< 10	< 10	17	< 10	104
S-08269	201	238	0.01	33	1010	10	< 5	4	33	0.11	< 10	< 10	63	< 10	244
S-08270	201	238	0.02	26	1510	6	< 5	3	37	< 0.01	< 10	< 10	56	< 10	238
S-08271	201	238	0.01	33	2380	36	5	2	51	< 0.01	< 10	< 10	70	< 10	224
S-08272	201	238	< 0.01	159	1170	30	< 5	7	12	< 0.01	< 10	< 10	54	< 10	368
S-08273	201	238	0.01	115	1320	28	< 5	5	13	0.08	< 10	< 10	49	< 10	358
S-08274	201	238	< 0.01	163	1090	24	< 5	6	7	< 0.01	< 10	< 10	70	< 10	794
S-08275	201	238	< 0.01	40	770	10	< 5	6	10	0.02	< 10	< 10	67	< 10	76
S-08276	201	238	< 0.01	137	1430	56	< 5	5	8	0.02	< 10	< 10	37	< 10	244
S-08277	201	238	0.01	27	1050	20	5	2	12	0.06	< 10	< 10	73	< 10	98
S-08278	201	238	< 0.01	59	1360	28	< 5	8	11	0.05	< 10	< 10	78	< 10	130
S-08279	201	238	< 0.01	76	980	18	< 5	6	13	0.09	< 10	< 10	68	< 10	124
S-08280	201	238	0.01	69	1050	20	< 5	10	14	0.02	< 10	< 10	72	< 10	124
S-08281	201	238	0.01	32	920	10	< 5	3	17	0.06	< 10	< 10	47	< 10	80
S-08282	201	238	0.01	18	910	12	< 5	1	20	0.03	< 10	< 10	48	< 10	76
S-08283	201	238	0.01	44	1050	18	< 5	2	12	< 0.01	< 10	< 10	46	< 10	440
S-08284	201	238	< 0.01	9	390	8	< 5	< 1	2	0.01	< 10	< 10	24	< 10	52
S-08285	201	238	< 0.01	45	2050	20	< 5	2	33	< 0.01	< 10	< 10	52	< 10	444
S-08286	201	238	< 0.01	40	600	2	< 5	4	16	0.10	< 10	< 10	70	< 10	278
S-08287	201	238	0.01	52	1670	44	< 5	2	47	< 0.01	< 10	< 10	12	< 10	226
S-08288	201	238	< 0.01	40	1280	54	5	1	61	< 0.01	< 10	< 10	13	< 10	168
S-08289	201	238	0.05	2	1410	20	< 5	< 1	49	< 0.01	< 10	< 10	< 1	< 10	14
S-08290	201	238	0.01	33	1110	28	< 5	1	46	< 0.01	< 10	< 10	13	< 10	202
S-08291	201	238	0.01	52	1440	22	< 5	3	43	< 0.01	< 10	< 10	41	< 10	482
S-08292	201	238	0.01	217	1040	2	5	17	20	< 0.01	< 10	< 10	86	< 10	1210
S-08293	201	238	< 0.01	91	650	< 2	< 5	4	6	< 0.01	< 10	< 10	26	< 10	236
S-08294	201	238	0.01	68	1210	18	< 5	11	24	0.05	< 10	< 10	94	< 10	126
S-10385	201	238	< 0.01	74	2160	20	< 5	2	43	0.01	< 10	< 10	46	< 10	516
S-10387	201	238	< 0.01	19	430	14	< 5	3	14	0.08	< 10	< 10	64	< 10	96
S-10388	201	238	< 0.01	19	420	< 2	< 5	3	20	0.02	< 10	< 10	41	< 10	100
S-10389	201	238	0.01	20	1290	32	< 5	3	72	0.03	< 10	< 10	16	< 10	92
S-10390	201	238	< 0.01	14	250	18	< 5	4	15	0.04	< 10	< 10	41	< 10	82
S-10391	201	238	< 0.01	20	640	46	< 5	3	17	0.02	< 10	< 10	30	< 10	90
S-10392	201	238	< 0.01	14	310	24	< 5	3	14	0.05	< 10	< 10	50	< 10	68
S-10393	201	238	< 0.01	15	320	12	< 5	4	17	0.03	< 10	< 10	30	< 10	70
S-10394	201	238	< 0.01	15	920	16	< 5	2	26	0.01	< 10	< 10	21	< 10	98
S-10395	201	238	< 0.01	22	420	20	< 5	2	18	0.02	< 10	< 10	54	< 10	124
S-10396	201	238	< 0.01	11	300	12	< 5	2	11	0.04	< 10	< 10	75	< 10	48
S-10397	201	238	< 0.01	16	530	12	< 5	1	20	0.01	< 10	< 10	47	< 10	78

CERTIFICATION : _____



Chemex Labs Ltd.

Analytical Chemists * Geochemists * Registered Assayers
 WestEnd Industrial Park, Pasadena,
 Newfoundland, Canada A01 1K0
 PHONE: 709-686-2119

ARCHER CATHRO & ASSOC. (1981) LTD.

3125 3RD AVE., BOX 4127
 WHITEHORSE, YT
 Y1A 3S9

Page Number: 2-A
 Total Pages: 5
 Invoice Date: 18-SEP-89
 Invoice No.: I-8925288
 P.O. Number: NONE

Project: MARG
 Comments:

CERTIFICATE OF ANALYSIS A8925288

SAMPLE DESCRIPTION	PREP CODE	Al %	Ag ppm	As ppm	Ba ppm	Be ppm	Bi ppm	Ca %	Cd ppm	Co ppm	Cr ppm	Cu ppm	Fe %	Ga ppm	Hg ppm	K %	La ppm	Mg %	Mn ppm	Mo ppm
S-10685	201 238	1.45	< 0.2	25	650	< 0.5	< 2	0.05	0.5	3	6	16	5.36	< 10	< 1	0.29	50	0.52	170	< 1
S-10686	201 238	1.79	< 0.2	15	180	< 0.5	< 2	0.05	< 0.5	4	23	41	3.54	< 10	< 1	0.06	20	0.26	150	1
S-10687	201 238	1.52	< 0.2	30	270	< 0.5	< 2	0.10	< 0.5	5	24	43	3.77	< 10	< 1	0.08	20	0.33	215	2
S-10688	201 238	1.31	0.4	35	200	< 0.5	< 2	0.05	< 0.5	6	20	43	3.81	< 10	< 1	0.07	30	0.31	255	4
S-10689	201 238	0.66	2.6	40	1320	< 0.5	< 2	0.01	< 0.5	1	4	25	2.33	< 10	< 1	0.20	30	0.06	30	27
S-10690	201 238	1.37	0.8	30	280	< 0.5	< 2	0.14	< 0.5	4	20	28	2.62	< 10	< 1	0.09	40	0.48	135	2
S-10691	201 238	1.58	1.0	15	240	< 0.5	< 2	0.06	0.5	5	28	31	3.69	< 10	< 1	0.08	30	0.31	185	4
S-10692	203 238	0.82	< 0.2	15	300	< 0.5	< 2	0.01	< 0.5	4	260	151	3.15	< 10	< 1	0.13	40	0.04	70	4
S-10693	201 238	2.47	1.4	45	440	< 0.5	< 2	0.26	8.5	39	58	70	9.99	< 10	< 1	0.05	80	0.75	765	< 1
S-10694	201 238	1.31	1.2	5	180	< 0.5	< 2	0.03	0.5	6	22	31	3.40	< 10	< 1	0.06	30	0.33	125	1
S-10695	203 238	1.59	1.0	< 5	360	< 0.5	< 2	0.10	0.5	2	85	33	2.12	< 10	< 1	0.20	40	0.26	60	5
S-10696	201 238	1.90	< 0.2	15	230	< 0.5	< 2	0.07	< 0.5	7	25	38	3.56	< 10	< 1	0.06	30	0.49	220	< 1
S-10697	203 238	2.48	0.4	20	270	< 0.5	< 2	0.02	0.5	4	82	72	5.81	< 10	< 1	0.17	30	0.71	160	2
S-10698	203 238	2.38	1.4	40	310	< 0.5	< 2	0.10	< 0.5	7	91	35	4.50	< 10	< 1	0.16	20	0.36	185	3
S-10699	201 238	1.57	0.4	10	160	< 0.5	< 2	0.05	< 0.5	3	23	15	3.38	< 10	< 1	0.05	20	0.25	125	2
S-11072	201 238	1.41	1.2	20	380	< 0.5	< 2	0.07	0.5	3	19	28	3.12	< 10	< 1	0.09	30	0.29	135	6
S-11073	201 238	2.22	0.4	30	510	< 0.5	< 2	0.10	< 0.5	11	28	36	3.70	< 10	< 1	0.11	20	0.52	280	1
S-11074	201 238	2.07	0.6	35	280	< 0.5	< 2	0.08	< 0.5	5	33	29	3.88	< 10	< 1	0.07	20	0.30	165	2
S-11075	203 238	3.32	0.4	60	330	< 0.5	< 2	0.04	< 0.5	5	84	30	4.90	< 10	< 1	0.15	20	0.18	210	< 1
S-11076	201 238	1.69	1.0	40	140	< 0.5	< 2	0.02	< 0.5	3	31	35	6.01	< 10	< 1	0.10	30	0.28	100	3
S-11077	201 238	1.38	1.0	20	270	< 0.5	< 2	0.04	< 0.5	2	24	21	3.36	< 10	< 1	0.08	30	0.34	55	7
S-11078	201 238	1.57	0.8	20	280	< 0.5	< 2	0.07	< 0.5	3	24	29	3.08	< 10	< 1	0.09	40	0.29	95	6
S-11079	201 238	1.32	1.6	20	460	< 0.5	< 2	0.05	< 0.5	3	22	32	3.99	< 10	< 1	0.12	30	0.46	90	7
S-11080	203 238	2.18	0.8	< 5	460	< 0.5	< 2	0.05	1.0	4	85	48	4.98	< 10	< 1	0.23	40	0.75	185	2
S-11081	201 238	1.26	0.4	25	150	< 0.5	< 2	0.05	0.5	7	21	86	4.05	< 10	< 1	0.05	30	0.29	165	2
S-11082	201 238	2.17	0.4	20	230	< 0.5	< 2	0.05	0.5	8	30	65	4.50	< 10	< 1	0.07	20	0.53	215	2
S-11083	203 238	2.03	0.6	45	520	< 0.5	< 2	0.03	< 0.5	5	127	98	4.68	< 10	< 1	0.20	30	0.54	170	4
S-11084	201 238	2.40	1.2	35	370	< 0.5	< 2	0.05	0.5	8	31	30	3.65	< 10	< 1	0.07	20	0.40	215	2
S-11085	203 238	1.40	0.4	45	360	< 0.5	< 2	0.06	< 0.5	6	192	47	2.92	< 10	< 1	0.16	30	0.20	95	2
S-11086	201 238	2.05	0.4	60	280	< 0.5	< 2	0.06	< 0.5	4	33	32	3.69	< 10	< 1	0.08	30	0.34	150	6
S-11087	203 238	1.75	0.4	85	420	< 0.5	< 2	0.03	< 0.5	6	178	84	5.18	< 10	< 1	0.19	30	0.50	110	5
S-11088	201 238	1.42	0.6	45	250	< 0.5	< 2	0.03	< 0.5	4	27	37	3.52	< 10	< 1	0.07	20	0.27	110	11
S-11089	201 238	2.68	1.4	195	590	< 0.5	< 2	0.13	1.0	6	28	201	6.74	< 10	< 1	0.12	30	0.45	235	22
S-11090	203 238	1.73	0.8	140	680	< 0.5	< 2	0.04	< 0.5	10	116	129	6.53	< 10	< 1	0.09	20	0.77	410	4
S-11091	201 238	1.68	1.4	100	460	< 0.5	< 2	0.28	1.5	9	22	95	3.56	< 10	< 1	0.10	30	0.54	290	17
S-11092	201 238	1.32	< 0.2	55	330	< 0.5	< 2	0.04	< 0.5	4	14	24	3.63	< 10	< 1	0.08	20	0.29	155	3
S-11093	201 238	1.84	< 0.2	55	400	< 0.5	< 2	0.07	< 0.5	7	22	17	3.90	< 10	< 1	0.06	30	0.37	235	4
S-11094	201 238	1.86	< 0.2	50	270	< 0.5	< 2	0.06	< 0.5	6	22	13	4.55	< 10	< 1	0.06	20	0.37	165	4
S-11095	201 238	1.99	< 0.2	60	440	< 0.5	< 2	0.07	< 0.5	5	5	11	5.89	< 10	< 1	0.05	50	1.05	315	2
S-11096	201 238	2.02	< 0.2	65	500	< 0.5	< 2	0.06	< 0.5	7	17	11	4.26	< 10	< 1	0.06	30	0.42	280	3

CERTIFICATION :



Chemex Labs Ltd.

Analytical Chemists * Geochemists * Registered Assayers
 WestEnd Industrial Park, Pasadena,
 Newfoundland, Canada A0I 1K0
 PHONE: 709-686-2119

ARCHER CATHRO & ASSOC. (1981) LTD.

3125 3RD AVE., BOX 4127
 WHITEHORSE, YT
 Y1A 3S9

Page Number: 2-B
 Total Pages: 5
 Invoice Date: 18-SEP-89
 Invoice No.: I-8925288
 P.O. Number: NONE

Project: MARG
 Comments:

CERTIFICATE OF ANALYSIS

A8925288

SAMPLE DESCRIPTION	PREP CODE	Na %	Ni ppm	P ppm	Pb ppm	Sb ppm	Sc ppm	Sr ppm	Ti %	Tl ppm	U ppm	V ppm	W ppm	Zn ppm
S-10685	201 238	0.09	4	990	48	< 5	3	91	0.05	< 10	< 10	16	< 10	68
S-10686	201 238	< 0.01	16	500	14	< 5	2	26	0.04	< 10	< 10	82	< 10	86
S-10687	201 238	0.01	18	890	20	< 5	1	83	0.02	< 10	< 10	76	< 10	108
S-10688	201 238	0.01	21	790	24	10	1	35	0.02	< 10	< 10	74	< 10	106
S-10689	201 238	0.03	6	910	34	10	< 1	63	< 0.01	< 10	< 10	91	< 10	70
S-10690	201 238	0.01	22	940	24	< 5	2	40	0.01	< 10	< 10	54	< 10	102
S-10691	201 238	0.01	19	980	30	< 5	1	53	0.02	< 10	< 10	79	< 10	120
S-10692	203 238	0.03	34	830	22	< 5	1	43	< 0.01	< 10	< 10	46	< 10	248
S-10693	201 238	0.01	141	1460	44	< 5	6	47	< 0.01	< 10	< 10	57	< 10	760
S-10694	201 238	< 0.01	26	550	20	< 5	1	18	< 0.01	< 10	< 10	54	< 10	128
S-10695	203 238	0.03	15	980	20	< 5	1	29	0.01	< 10	< 10	71	< 10	64
S-10696	201 238	0.01	25	280	18	< 5	2	19	0.02	< 10	< 10	53	< 10	90
S-10697	203 238	0.02	27	940	38	< 5	2	24	< 0.01	< 10	< 10	85	< 10	100
S-10698	203 238	0.02	19	630	26	< 5	3	30	0.04	< 10	< 10	100	< 10	80
S-10699	201 238	< 0.01	13	880	20	< 5	2	14	0.02	< 10	< 10	93	< 10	82
S-11072	201 238	0.01	17	1430	26	< 5	1	61	< 0.01	< 10	< 10	89	< 10	82
S-11073	201 238	0.01	31	560	26	< 5	3	32	0.03	< 10	< 10	79	< 10	106
S-11074	201 238	0.01	22	680	20	< 5	2	27	0.02	< 10	< 10	72	< 10	80
S-11075	203 238	0.05	26	950	38	5	5	62	< 0.01	< 10	< 10	68	< 10	104
S-11076	201 238	0.01	29	1010	30	5	2	26	< 0.01	< 10	< 10	96	< 10	154
S-11077	201 238	0.01	20	810	46	5	1	33	< 0.01	< 10	< 10	77	< 10	56
S-11078	201 238	< 0.01	12	560	38	5	2	110	0.03	< 10	< 10	87	< 10	56
S-11079	201 238	0.01	20	1360	34	5	2	120	< 0.01	< 10	< 10	68	< 10	118
S-11080	203 238	0.03	26	1280	46	5	2	106	< 0.01	< 10	< 10	92	< 10	134
S-11081	201 238	< 0.01	38	1000	20	< 5	1	44	0.01	< 10	< 10	53	< 10	188
S-11082	201 238	0.01	28	950	44	< 5	2	52	0.01	< 10	< 10	63	< 10	150
S-11083	203 238	0.01	27	910	42	5	2	53	< 0.01	< 10	< 10	80	< 10	172
S-11084	201 238	< 0.01	29	540	22	5	3	32	0.01	< 10	< 10	90	< 10	102
S-11085	203 238	0.02	28	1190	14	5	1	22	0.01	< 10	< 10	70	< 10	144
S-11086	201 238	0.01	18	1210	24	5	1	33	0.01	< 10	< 10	84	< 10	84
S-11087	203 238	0.02	45	1450	26	5	2	36	< 0.01	< 10	< 10	62	< 10	290
S-11088	201 238	< 0.01	22	820	24	< 5	1	46	0.01	< 10	< 10	91	< 10	128
S-11089	201 238	0.01	33	4660	20	15	6	157	0.08	< 10	< 10	203	< 10	260
S-11090	203 238	0.02	51	710	18	15	6	10	0.03	< 10	< 10	104	< 10	324
S-11091	201 238	0.01	52	1980	14	5	4	65	0.04	< 10	< 10	155	< 10	300
S-11092	201 238	0.01	15	610	22	< 5	2	30	0.03	< 10	< 10	28	< 10	86
S-11093	201 238	0.01	20	810	24	5	1	29	0.03	< 10	< 10	53	< 10	106
S-11094	201 238	0.01	15	650	20	< 5	3	21	0.05	< 10	< 10	59	< 10	74
S-11095	201 238	0.02	3	1280	38	< 5	3	68	< 0.01	< 10	< 10	6	< 10	88
S-11096	201 238	0.01	13	780	22	5	2	24	0.03	< 10	< 10	45	< 10	68

CERTIFICATION : _____



Chemex Labs Ltd.

Analytical Chemists * Geochemists * Registered Assayers
 WestEnd Industrial Park, Pasadena,
 Newfoundland, Canada A01 1K0
 PHONE: 709-686-2119

ARCHER CATHRO & ASSOC. (1981) LTD.

3125 3RD AVE., BOX 4127
 WHITEHORSE, YT
 Y1A 3S9

Page Number: 3-A
 Total Pages: 5
 Invoice Date: 18-SEP-89
 Invoice No.: I-8925288
 P.O. Number: NONE

Project: MARG
 Comments:

CERTIFICATE OF ANALYSIS A8925288

SAMPLE DESCRIPTION	PREP CODE	Al t	Ag ppm	As ppm	Ba ppm	Be ppm	Bi ppm	Ca t	Cd ppm	Co ppm	Cr ppm	Cu ppm	Fe t	Ga ppm	Hg ppm	K t	La ppm	Mg t	Mn ppm	Mo ppm
S-11097	201 238	0.73	< 0.2	50	1870	1.0	< 2	0.08	< 0.5	4	6	11	4.30	< 10	< 1	0.09	20	0.33	210	5
S-11098	201 238	0.22	0.4	45	670	0.5	< 2	< 0.01	< 0.5	< 1	3	6	2.29	< 10	< 1	0.16	10	0.11	20	34
S-11099	203 238	1.44	< 0.2	25	940	1.0	< 2	0.12	< 0.5	14	94	18	4.23	< 10	< 1	0.36	40	0.60	655	2
S-11100	201 238	1.32	< 0.2	65	940	1.5	< 2	0.08	< 0.5	6	4	14	5.74	< 10	< 1	0.10	50	0.63	315	4
S-11710	201 238	1.15	1.0	20	190	1.0	< 2	0.12	1.5	4	20	49	3.42	< 10	< 1	0.06	20	0.34	205	7
S-11711	201 238	3.53	< 0.2	130	80	8.0	< 2	0.18	75.0	9	2	1120	>15.00	< 10	< 1	0.02	10	0.07	690	77
S-11712	201 238	1.66	< 0.2	85	240	1.5	< 2	0.19	>100.0	543	15	406	>15.00	< 10	< 1	0.06	10	0.39	9490	21
S-11713	201 238	1.59	1.0	< 5	630	0.5	< 2	0.14	2.0	8	22	42	3.66	< 10	< 1	0.08	30	0.43	415	5
S-11714	203 238	1.49	< 0.2	30	850	0.5	< 2	0.33	11.0	25	159	49	4.11	< 10	< 1	0.19	30	0.43	1410	7
S-11715	201 238	1.13	2.0	20	510	0.5	< 2	0.40	3.0	13	20	52	2.95	< 10	< 1	0.09	20	0.39	385	12
S-11716	201 238	1.35	1.2	25	300	0.5	< 2	0.13	< 0.5	3	25	41	2.96	< 10	< 1	0.07	20	0.34	80	6
S-11717	201 238	1.17	0.6	10	370	0.5	< 2	0.09	< 0.5	2	30	27	2.22	< 10	< 1	0.06	20	0.26	55	6
S-11718	217 238	1.69	< 0.2	45	290	1.0	< 2	0.06	< 0.5	7	115	41	3.31	< 10	< 1	0.15	20	0.55	120	4
S-11719	201 238	1.17	< 0.2	25	320	0.5	< 2	0.07	< 0.5	4	22	101	2.81	< 10	< 1	0.08	20	0.29	140	7
S-11720	201 238	1.24	< 0.2	25	200	1.0	< 2	0.10	0.5	6	20	93	2.93	< 10	< 1	0.07	20	0.31	210	8
S-11721	201 238	0.81	< 0.2	35	1270	1.0	< 2	0.43	0.5	7	16	30	3.06	< 10	< 1	0.08	20	0.28	570	7
S-11722	201 238	1.06	0.4	5	470	< 0.5	< 2	0.26	0.5	4	13	14	1.94	< 10	< 1	0.09	20	0.26	175	5
S-11723	201 238	1.21	< 0.2	< 5	250	< 0.5	< 2	0.05	< 0.5	6	18	63	3.11	< 10	< 1	0.04	20	0.31	280	4
S-11724	201 238	2.38	14.6	25	270	< 0.5	< 2	0.06	< 0.5	8	28	11	3.34	< 10	< 1	0.06	20	0.36	215	9
S-11725	201 238	1.55	2.0	60	370	< 0.5	< 2	0.12	0.5	3	23	20	5.81	< 10	< 1	0.08	20	0.20	140	18
S-11726	201 238	2.32	2.4	45	450	< 0.5	< 2	0.09	0.5	6	37	16	5.83	< 10	< 1	0.10	20	0.38	225	8
S-11727	203 238	1.42	0.4	5	1210	< 0.5	< 2	0.35	2.5	6	101	53	3.16	< 10	< 1	0.26	40	0.21	260	6
S-11728	217 238	1.53	0.6	15	390	< 0.5	< 2	0.07	0.5	5	108	41	2.81	< 10	< 1	0.15	20	0.33	180	8
S-11729	201 238	1.40	2.0	30	280	< 0.5	< 2	0.04	< 0.5	2	17	13	3.51	< 10	< 1	0.06	20	0.16	130	6
S-11730	217 238	0.50	1.6	20	420	< 0.5	< 2	0.20	< 0.5	3	150	55	1.78	< 10	< 1	0.13	20	0.01	35	7
S-11731	201 238	1.26	1.4	5	340	< 0.5	< 2	0.04	< 0.5	4	14	8	1.98	< 10	< 1	0.08	30	0.20	145	9
S-11732	217 238	1.00	0.8	10	500	< 0.5	< 2	0.02	< 0.5	3	129	24	2.47	< 10	< 1	0.17	30	0.11	70	6
S-11733	201 238	1.19	< 0.2	5	340	< 0.5	< 2	0.05	0.5	3	12	7	2.65	< 10	< 1	0.08	30	0.10	100	6
S-11734	201 238	0.57	5.6	5	200	< 0.5	< 2	0.07	< 0.5	1	5	8	1.37	< 10	< 1	0.05	20	0.02	70	7
S-11735	203 238	1.69	0.4	35	640	< 0.5	< 2	0.06	< 0.5	4	152	23	2.96	< 10	< 1	0.17	20	0.27	145	10
S-11736	217 238	1.18	3.6	5	530	< 0.5	< 2	0.25	1.5	6	150	27	2.37	< 10	< 1	0.20	10	0.21	225	9
S-11737	203 238	2.68	1.4	50	510	< 0.5	< 2	0.12	0.5	14	106	137	3.90	< 10	< 1	0.13	20	0.40	340	12
S-11738	201 238	1.61	0.4	55	650	< 0.5	< 2	0.34	22.5	90	20	128	6.89	< 10	< 1	0.08	20	0.45	4230	13
S-11739	201 238	1.53	1.6	25	880	< 0.5	< 2	0.15	1.0	5	24	36	2.96	< 10	< 1	0.13	20	0.44	200	11
S-11740	201 238	1.01	0.6	15	1820	< 0.5	< 2	0.18	0.5	5	19	25	2.23	< 10	< 1	0.12	20	0.33	155	7
S-11741	201 238	1.04	0.8	20	1550	< 0.5	< 2	0.04	< 0.5	3	18	22	1.81	< 10	< 1	0.11	20	0.19	60	8
S-11742	201 238	0.95	1.4	< 5	1630	< 0.5	< 2	0.02	0.5	1	20	19	1.85	< 10	< 1	0.14	30	0.09	35	20
S-11743	201 238	1.78	0.6	25	2330	< 0.5	< 2	0.15	1.0	12	29	48	3.62	< 10	< 1	0.08	10	0.41	430	8
S-11744	217 238	1.06	2.0	25	870	< 0.5	< 2	0.45	1.0	4	150	35	2.67	< 10	< 1	0.16	10	0.16	85	9
S-11745	201 238	0.59	2.2	30	490	< 0.5	< 2	0.04	< 0.5	2	17	26	2.19	< 10	< 1	0.10	20	0.13	55	18

CERTIFICATION: _____



Chemex Labs Ltd.

Analytical Chemists * Geochemists * Registered Assayers

WestEnd Industrial Park, Pasadena,
Newfoundland, Canada A01 1K0
PHONE: 709-686-2119

to: ARCHER CATHRO & ASSOC. (1981) LTD.

3125 3RD AVE., BOX 4127
WHITEHORSE, YT
Y1A 3S9

Project : MARG
Comments:

Page Number : 3-B
Total Pages : 5
Invoice Date : 18-SEP-89
Invoice No. : I-8925288
P.O. Number : NONE

CERTIFICATE OF ANALYSIS

A8925288

SAMPLE DESCRIPTION	PREP CODE		Na	Ni	P	Pb	Sb	Sc	Sr	Ti	Tl	U	V	W	Zn
			%	ppm	ppm	ppm	ppm	ppm	ppm	%	ppm	ppm	ppm	ppm	ppm
B-11097	201	238	0.03	13	1300	38	5	2	113	0.15	< 10	< 10	7	< 10	114
B-11098	201	238	< 0.01	1	260	82	10	< 1	11	0.01	< 10	< 10	14	< 10	24
B-11099	203	238	0.02	14	1160	22	< 5	3	81	0.02	< 10	< 10	9	< 10	132
B-11100	201	238	0.07	6	1550	38	5	3	75	0.01	< 10	< 10	6	< 10	90
B-11710	201	238	0.01	32	1720	12	5	1	62	0.01	< 10	< 10	53	< 10	142
B-11711	201	238	< 0.01	100	100	22	90	5	20	< 0.01	< 10	60	< 1	< 10	2820
B-11712	201	238	0.01	224	690	22	25	3	48	< 0.01	< 10	< 10	26	< 10	1600
B-11713	201	238	< 0.01	35	1180	32	5	2	57	0.01	< 10	< 10	52	< 10	228
B-11714	203	238	0.02	118	1150	14	5	3	68	0.01	< 10	< 10	64	< 10	948
B-11715	201	238	< 0.01	76	1600	30	10	1	73	0.01	< 10	< 10	56	< 10	596
B-11716	201	238	0.01	30	1040	24	5	2	39	< 0.01	< 10	< 10	48	< 10	142
B-11717	201	238	0.01	26	1160	20	5	1	47	< 0.01	< 10	< 10	40	< 10	76
B-11718	217	238	0.02	40	790	16	5	1	24	0.01	< 10	< 10	45	< 10	106
B-11719	201	238	< 0.01	17	1040	18	< 5	1	37	0.01	< 10	< 10	56	< 10	72
B-11720	201	238	< 0.01	30	1060	18	5	2	52	0.01	< 10	< 10	46	< 10	140
B-11721	201	238	< 0.01	23	1060	16	5	2	85	< 0.01	< 10	< 10	35	< 10	166
B-11722	201	238	< 0.01	11	980	24	< 5	1	50	0.01	< 10	< 10	54	< 10	60
B-11723	201	238	< 0.01	23	450	10	< 5	1	12	0.02	< 10	< 10	54	< 10	78
B-11724	201	238	< 0.01	18	680	20	5	3	27	0.04	< 10	< 10	78	< 10	78
B-11725	201	238	< 0.01	14	5870	34	5	2	66	0.01	< 10	< 10	188	< 10	74
B-11726	201	238	< 0.01	18	1890	30	5	3	65	0.03	< 10	< 10	84	< 10	106
B-11727	203	238	0.01	29	1280	28	< 5	2	106	< 0.01	< 10	< 10	49	< 10	230
B-11728	217	238	0.01	21	890	24	5	2	70	0.01	< 10	< 10	61	< 10	74
B-11729	201	238	< 0.01	9	960	34	5	2	39	0.03	< 10	< 10	105	< 10	54
B-11730	217	238	< 0.01	24	2890	12	5	< 1	122	< 0.01	< 10	< 10	39	< 10	158
B-11731	201	238	< 0.01	10	610	22	< 5	1	30	< 0.01	< 10	< 10	95	< 10	46
B-11732	217	238	0.02	19	810	12	< 5	1	39	< 0.01	< 10	< 10	48	< 10	128
B-11733	201	238	< 0.01	10	850	24	< 5	1	45	0.01	< 10	< 10	81	< 10	90
B-11734	201	238	< 0.01	8	750	26	< 5	< 1	48	< 0.01	< 10	< 10	78	< 10	54
B-11735	203	238	0.01	17	1040	18	< 5	2	38	0.02	< 10	< 10	88	< 10	68
B-11736	217	238	0.01	19	3130	32	5	2	44	0.05	< 10	< 10	127	< 10	72
B-11737	203	238	0.01	44	1710	22	< 5	4	45	0.01	< 10	< 10	56	< 10	146
B-11738	201	238	0.01	256	1450	24	< 5	3	64	< 0.01	< 10	< 10	42	< 10	1500
B-11739	201	238	0.01	34	1420	32	< 5	1	85	< 0.01	< 10	< 10	65	< 10	130
B-11740	201	238	0.01	21	1200	18	5	2	55	0.02	< 10	< 10	56	< 10	82
B-11741	201	238	0.01	13	1240	22	5	< 1	66	< 0.01	< 10	< 10	65	< 10	62
B-11742	201	238	0.01	14	840	34	5	< 1	43	0.01	< 10	< 10	63	< 10	42
B-11743	201	238	0.01	39	1840	18	5	2	48	0.02	< 10	< 10	86	< 10	212
B-11744	217	238	0.01	26	4110	14	5	2	106	0.01	< 10	< 10	61	< 10	190
B-11745	201	238	< 0.01	16	1870	28	5	< 1	80	< 0.01	< 10	< 10	71	< 10	86

CERTIFICATION : _____



Chemex Labs Ltd.

Analytical Chemists * Geochemists * Registered Assayers
 WestEnd Industrial Park, Pasadena,
 Newfoundland, Canada A01 1K0
 PHONE: 709-686-2119

ARCHER CATHRO & ASSOC. (1981) LTD.

3125 3RD AVE., BOX 4127
 WHITEHORSE, YT
 Y1A 3S9

Page: 4-A
 Total Pages: 5
 Invoice Date: 18-SEP-89
 Invoice No.: I-8925288
 P.O. Number: NONE

Project: MARG
 Comments:

CERTIFICATE OF ANALYSIS A8925288

SAMPLE DESCRIPTION	PREP CODE	Al %	Ag ppm	As ppm	Ba ppm	Be ppm	Bi ppm	Ca %	Cd ppm	Co ppm	Cr ppm	Cu ppm	Fe %	Ga ppm	Hg ppm	K %	La ppm	Mg %	Mn ppm	Mo ppm
S-11746	201 238	1.85	< 0.2	105	430	< 0.5	< 2	0.09	< 0.5	7	35	62	6.57	< 10	< 1	0.08	20	0.44	180	18
S-11747	217 238	1.22	0.8	40	2330	< 0.5	< 2	0.18	16.5	60	153	72	5.00	< 10	< 1	0.16	20	0.23	2160	18
S-11893	201 238	1.61	< 0.2	90	150	< 0.5	< 2	0.18	16.0	97	13	701	>15.00	< 10	< 1	0.06	10	0.33	3540	68
S-11894	201 238	1.09	< 0.2	75	540	< 0.5	< 2	0.42	14.0	16	7	20	>15.00	< 10	< 1	0.05	20	0.22	540	34
S-14651	201 238	1.91	< 0.2	40	160	< 0.5	< 2	0.05	< 0.5	7	34	41	5.21	< 10	< 1	0.07	20	0.67	250	6
S-14652	201 238	1.57	< 0.2	10	230	< 0.5	< 2	0.07	< 0.5	7	24	39	3.56	< 10	< 1	0.06	20	0.37	165	6
S-14653	201 238	2.15	0.6	20	170	< 0.5	< 2	0.06	< 0.5	8	35	34	3.97	< 10	< 1	0.05	20	0.48	265	5
S-14654	201 238	2.09	< 0.2	25	150	< 0.5	< 2	0.04	< 0.5	7	34	50	4.94	< 10	< 1	0.07	20	0.50	140	6
S-14655	203 238	1.85	0.4	20	330	< 0.5	< 2	0.10	< 0.5	7	93	30	4.44	< 10	< 1	0.21	30	0.42	200	6
S-14656	203 238	0.96	2.4	180	1280	< 0.5	< 2	0.05	< 0.5	3	160	64	4.72	< 10	< 1	0.37	20	0.07	45	32
S-14657	203 238	1.47	1.0	25	700	< 0.5	< 2	0.04	< 0.5	4	111	42	3.73	< 10	< 1	0.23	30	0.38	70	14
S-14658	201 238	0.35	2.0	5	300	< 0.5	< 2	0.03	< 0.5	2	8	27	1.92	< 10	< 1	0.07	20	0.03	35	14
S-14659	201 238	1.51	2.0	30	390	< 0.5	< 2	0.06	< 0.5	5	35	27	4.41	< 10	< 1	0.09	30	0.26	220	22
S-14660	201 238	1.53	0.8	60	160	< 0.5	< 2	0.06	< 0.5	5	29	16	4.25	< 10	< 1	0.08	20	0.26	200	12
S-14661	201 238	1.17	1.4	10	390	< 0.5	< 2	0.02	0.5	3	17	30	2.49	< 10	< 1	0.08	20	0.17	95	7
S-14662	201 238	0.69	< 0.2	< 5	150	< 0.5	< 2	0.06	< 0.5	7	8	18	3.65	< 10	< 1	0.07	30	0.09	435	3
S-14663	201 238	1.30	< 0.2	80	120	< 0.5	< 2	0.23	1.0	45	18	127	7.65	< 10	< 1	0.05	20	0.69	3050	9
S-14664	201 238	0.94	0.2	10	320	< 0.5	< 2	0.03	< 0.5	2	11	9	1.14	< 10	< 1	0.03	20	0.05	50	2
S-14665	217 238	1.47	0.8	20	540	< 0.5	< 2	0.02	< 0.5	2	137	49	2.56	< 10	< 1	0.20	30	0.23	40	8
S-14666	217 238	1.52	0.4	< 5	430	< 0.5	< 2	0.01	< 0.5	2	59	12	3.07	< 10	< 1	0.21	30	0.48	60	6
S-14667	201 238	1.02	1.2	15	280	< 0.5	< 2	0.03	< 0.5	1	13	7	1.33	< 10	< 1	0.06	20	0.11	25	5
S-14668	203 238	1.32	3.8	55	1600	< 0.5	< 2	0.04	< 0.5	2	303	29	2.44	< 10	< 1	0.20	20	0.33	65	13
S-14669	217 238	1.76	1.2	35	1010	< 0.5	< 2	0.08	< 0.5	5	101	45	3.44	< 10	< 1	0.16	20	0.45	280	11
S-14670	201 238	0.66	2.2	35	340	< 0.5	< 2	0.03	< 0.5	1	14	20	2.11	< 10	< 1	0.08	10	0.14	60	28
S-14671	201 238	1.99	< 0.2	25	180	< 0.5	< 2	0.02	< 0.5	14	90	4	6.16	< 10	< 1	0.02	10	0.58	360	5
S-14672	203 238	3.31	< 0.2	45	4940	< 0.5	< 2	0.39	7.5	47	209	5	9.71	< 10	< 1	0.08	20	2.18	2040	5
S-14673	217 238	0.49	0.4	35	310	< 0.5	< 2	0.02	0.5	3	92	11	2.71	< 10	< 1	0.14	30	0.03	75	7
S-14674	203 238	1.14	0.2	40	470	< 0.5	< 2	0.08	0.5	4	96	38	3.35	< 10	< 1	0.12	20	0.14	125	9
S-14675	201 238	0.69	< 0.2	15	90	< 0.5	< 2	0.02	< 0.5	1	5	10	1.39	< 10	< 1	0.03	20	0.04	45	3
S-14676	201 238	1.98	< 0.2	40	410	< 0.5	< 2	0.05	< 0.5	9	25	62	4.10	< 10	< 1	0.08	20	0.48	260	13
S-14677	201 238	1.43	0.4	25	350	0.5	< 2	0.03	< 0.5	5	19	28	3.33	< 10	< 1	0.06	20	0.26	170	7
S-14678	217 238	1.58	< 0.2	40	260	0.5	< 2	0.11	< 0.5	8	27	33	2.98	< 10	< 1	0.06	20	0.48	145	3
S-14679	201 238	0.86	1.4	20	680	< 0.5	< 2	0.01	0.5	2	116	57	2.27	< 10	< 1	0.16	20	0.17	65	7
S-14680	201 238	0.72	1.6	45	740	< 0.5	< 2	0.09	< 0.5	2	14	48	2.22	< 10	< 1	0.10	20	0.27	100	11
S-14681	201 238	1.37	1.4	90	440	< 0.5	< 2	0.08	< 0.5	5	21	48	4.45	< 10	< 1	0.09	20	0.31	135	16
S-14682	201 238	0.70	< 0.2	25	110	< 0.5	< 2	0.01	< 0.5	3	< 1	12	3.95	< 10	< 1	0.07	50	0.02	145	4
S-14683	201 238	1.30	< 0.2	25	220	< 0.5	< 2	0.04	< 0.5	3	10	14	3.38	< 10	< 1	0.11	30	0.11	105	5
S-14684	201 238	0.49	0.2	35	300	< 0.5	< 2	0.01	< 0.5	1	6	19	1.46	< 10	< 1	0.07	20	0.03	10	15
S-14685	217 238	1.28	2.0	80	1050	< 0.5	< 2	0.10	< 0.5	2	143	33	3.51	< 10	< 1	0.21	30	0.11	75	19
S-14686	201 238	1.30	2.0	50	230	< 0.5	< 2	0.04	< 0.5	3	20	13	3.09	< 10	< 1	0.07	20	0.20	135	5

CERTIFICATION: _____



Chemex Labs Ltd.

Analytical Chemists * Geochemists * Registered Assayers
 WestEnd Industrial Park, Pasadena,
 Newfoundland, Canada A01 1K0
 PHONE: 709-686-2119

o: ARCHER CATHRO & ASSOC. (1981) LTD.

3125 3RD AVE., BOX 4127
 WHITEHORSE, YT
 Y1A 3S9

Page: 4-B
 Total Pages: 5
 Invoice Date: 18-SEP-89
 Invoice No.: I-8925288
 P.O. Number: NONE

Project: MARG
 Comments:

CERTIFICATE OF ANALYSIS A8925288

SAMPLE DESCRIPTION	PREP CODE	Na %	Ni ppm	P ppm	Pb ppm	Sb ppm	Sc ppm	Sr ppm	Ti %	Tl ppm	U ppm	V ppm	W ppm	Zn ppm
S-11746	201 238	0.01	33	2270	32	5	3	142	0.02	< 10	< 10	94	< 10	218
S-11747	217 238	0.01	145	1930	16	10	2	108	< 0.01	< 10	< 10	85	< 10	1090
S-11893	201 238	< 0.01	238	2720	14	25	4	31	< 0.01	< 10	30	4	< 10	2160
S-11894	201 238	< 0.01	81	2800	14	10	2	71	0.01	< 10	< 10	4	< 10	550
S-14651	201 238	0.01	36	1260	22	< 5	1	43	< 0.01	< 10	< 10	55	< 10	158
S-14652	201 238	< 0.01	26	870	16	< 5	2	34	0.02	< 10	< 10	56	< 10	88
S-14653	201 238	< 0.01	24	680	18	5	2	34	0.04	< 10	< 10	60	< 10	84
S-14654	201 238	0.01	32	640	32	< 5	2	29	0.02	< 10	< 10	59	< 10	104
S-14655	203 238	0.02	24	950	22	5	3	35	0.03	< 10	< 10	84	< 10	176
S-14656	203 238	0.02	21	5760	38	25	4	122	< 0.01	< 10	< 10	197	< 10	154
S-14657	203 238	0.02	26	1240	28	10	1	89	< 0.01	< 10	< 10	95	< 10	150
S-14658	201 238	0.01	12	910	20	5	< 1	49	< 0.01	< 10	< 10	52	< 10	108
S-14659	201 238	0.01	17	1500	28	10	1	154	0.03	< 10	< 10	156	< 10	70
S-14660	201 238	< 0.01	13	840	20	5	2	38	0.03	< 10	< 10	77	< 10	58
S-14661	201 238	< 0.01	14	850	16	5	1	49	0.01	< 10	< 10	85	< 10	84
S-14662	201 238	< 0.01	14	970	24	< 5	1	20	< 0.01	< 10	< 10	15	< 10	134
S-14663	201 238	< 0.01	84	1990	34	< 5	4	27	< 0.01	< 10	< 10	17	< 10	452
S-14664	201 238	< 0.01	3	210	6	< 5	1	20	0.03	< 10	< 10	47	< 10	22
S-14665	217 238	0.01	13	1040	14	10	1	96	0.01	< 10	< 10	152	< 10	116
S-14666	217 238	0.02	22	620	26	< 5	1	74	< 0.01	< 10	< 10	62	< 10	74
S-14667	201 238	< 0.01	6	520	20	< 5	1	32	0.01	< 10	< 10	53	< 10	24
S-14668	203 238	0.01	18	2390	20	5	1	127	0.04	< 10	< 10	161	< 10	74
S-14669	217 238	0.01	16	3610	18	5	2	76	0.02	< 10	< 10	81	< 10	72
S-14670	201 238	0.01	4	2250	26	10	1	101	0.15	< 10	< 10	61	< 10	34
S-14671	201 238	< 0.01	8	690	< 2	< 5	5	4	0.01	< 10	< 10	47	< 10	108
S-14672	203 238	0.01	98	740	16	5	14	100	0.06	< 10	< 10	90	< 10	1200
S-14673	217 238	0.01	12	790	26	< 5	1	68	< 0.01	< 10	< 10	15	< 10	112
S-14674	203 238	0.01	17	1090	30	5	1	50	0.01	< 10	< 10	42	< 10	114
S-14675	201 238	< 0.01	5	460	10	< 5	1	27	0.01	< 10	< 10	37	< 10	62
S-14676	201 238	0.01	24	730	28	10	3	37	0.03	< 10	< 10	51	< 10	330
S-14677	201 238	< 0.01	19	1010	18	5	2	43	0.01	< 10	< 10	48	< 10	94
S-14678	217 238	< 0.01	35	780	20	< 5	2	23	0.03	< 10	< 10	45	< 10	180
S-14679	201 238	0.01	18	1020	14	5	1	70	< 0.01	< 10	< 10	58	< 10	100
S-14680	201 238	0.01	21	1500	18	5	1	334	0.07	< 10	< 10	60	< 10	84
S-14681	201 238	0.01	27	3060	20	10	3	126	0.03	< 10	< 10	83	< 10	160
S-14682	201 238	< 0.01	11	700	20	5	3	32	< 0.01	10	< 10	8	< 10	126
S-14683	201 238	0.01	10	510	20	< 5	2	44	0.02	< 10	< 10	40	< 10	82
S-14684	201 238	< 0.01	4	440	16	15	< 1	100	0.01	< 10	< 10	68	< 10	48
S-14685	217 238	0.01	13	3150	22	15	1	294	0.01	< 10	< 10	194	< 10	58
S-14686	201 238	0.01	8	760	16	5	2	40	0.02	< 10	< 10	75	< 10	56

CERTIFICATION: _____



Chemex Labs Ltd.

Analytical Chemists * Geochemists * Registered Assayers
 WestEnd Industrial Park, Pasadena,
 Newfoundland, Canada A01 1K0
 PHONE: 709-686-2119

ARCHER CATHRO & ASSOC. (1981) LTD.

3125 3RD AVE., BOX 4127
 WHITEHORSE, YT
 Y1A 3S9

Page Number: 5-A
 Total Pages: 5
 Invoice Date: 18-SEP-89
 Invoice No.: I-8925288
 P.O. Number: NONE

Project: MARG
 Comments:

CERTIFICATE OF ANALYSIS A8925288

SAMPLE DESCRIPTION	PREP CODE		Al	Ag	As	Ba	Be	Bi	Ca	Cd	Co	Cr	Cu	Fe	Ga	Hg	K	La	Mg	Mn	Mo
			µ	ppm	ppm	ppm	ppm	ppm	µ	ppm	ppm	ppm	ppm	µ	ppm	ppm	µ	ppm	µ	ppm	ppm
S-14687	201	238	1.84	0.4	25	200	< 0.5	< 2	0.09	< 0.5	4	27	12	3.82	< 10	< 1	0.06	< 10	0.23	110	6
S-14688	201	238	1.02	0.8	15	150	< 0.5	< 2	0.06	< 0.5	3	17	6	2.46	< 10	< 1	0.07	< 10	0.13	130	7
S-14689	201	238	0.97	1.0	40	470	< 0.5	< 2	0.03	< 0.5	1	16	35	1.83	10	< 1	0.09	< 10	0.13	40	13
S-14690	201	238	0.92	0.4	20	280	< 0.5	< 2	0.02	< 0.5	1	13	23	0.91	< 10	< 1	0.02	< 10	0.03	15	1
S-14691	201	238	2.18	1.0	30	210	< 0.5	< 2	0.08	< 0.5	6	33	10	3.53	< 10	< 1	0.05	< 10	0.37	280	6
S-14692	201	238	0.67	< 0.2	15	240	< 0.5	< 2	0.03	0.5	5	7	21	1.79	< 10	< 1	0.11	< 10	0.04	125	2
S-14693	201	238	1.01	< 0.2	< 5	250	< 0.5	< 2	0.02	< 0.5	2	4	4	1.21	< 10	< 1	0.10	< 10	0.02	75	< 1
S-14694	201	238	1.68	0.4	30	200	< 0.5	< 2	0.06	< 0.5	4	28	24	4.48	< 10	< 1	0.06	< 10	0.23	255	8
S-14695	201	238	0.18	1.0	15	510	< 0.5	< 2	0.01	< 0.5	< 1	8	3	0.44	< 10	< 1	0.07	< 10	0.01	< 5	13
S-14696	201	238	1.45	1.4	10	130	< 0.5	< 2	0.06	< 0.5	1	21	6	1.99	< 10	< 1	0.04	< 10	0.12	55	3
S-14697	201	238	2.68	2.8	20	260	< 0.5	< 2	0.08	0.5	6	41	19	3.69	< 10	< 1	0.09	< 10	0.45	210	7
S-14698	201	238	3.04	8.2	60	320	< 0.5	< 2	0.10	< 0.5	10	44	19	3.85	< 10	< 1	0.08	< 10	0.50	295	5
S-14699	201	238	0.84	2.4	55	780	< 0.5	< 2	0.02	< 0.5	< 1	21	46	4.22	< 10	< 1	0.15	< 10	0.11	40	22
T-20393	201	238	0.65	1.0	10	130	< 0.5	< 2	0.01	< 0.5	1	12	11	1.13	< 10	< 1	0.05	< 10	0.04	20	4
T-20394	201	238	0.98	1.2	50	240	< 0.5	< 2	0.04	0.5	2	20	36	3.45	< 10	< 1	0.07	< 10	0.17	80	9
T-20470	217	238	0.39	3.2	10	410	< 0.5	< 2	0.09	0.5	1	116	25	1.00	< 10	< 1	0.06	< 10	0.02	35	9
T-20471	203	238	0.53	0.6	25	350	< 0.5	< 2	0.05	< 0.5	4	185	41	1.96	< 10	< 1	0.06	< 10	0.02	65	3
T-20472	201	238	0.53	0.6	< 5	190	< 0.5	< 2	0.02	1.0	1	15	38	2.12	< 10	< 1	0.03	< 10	0.11	30	4
T-20473	201	238	1.25	0.8	35	100	< 0.5	< 2	0.04	< 0.5	5	20	29	3.36	< 10	< 1	0.04	< 10	0.26	135	3
T-20474	201	238	1.19	0.6	15	440	< 0.5	< 2	0.12	1.0	4	17	62	1.87	< 10	< 1	0.04	< 10	0.26	60	2
T-20475	201	238	1.23	0.8	50	190	< 0.5	< 2	0.07	< 0.5	4	22	44	3.15	< 10	< 1	0.05	< 10	0.40	115	6
T-20476	201	238	1.26	< 0.2	15	320	< 0.5	< 2	0.21	0.5	4	14	19	2.46	< 10	< 1	0.09	< 10	0.27	125	3
T-20477	201	238	1.19	1.0	45	330	< 0.5	< 2	0.18	2.5	5	14	85	3.30	< 10	< 1	0.11	< 10	0.25	155	8
T-20478	203	238	1.59	0.4	25	1430	< 0.5	< 2	0.29	8.5	38	193	50	4.63	< 10	< 1	0.33	< 10	0.55	2210	6
T-20479	217	238	1.83	0.4	20	760	< 0.5	< 2	0.06	1.0	12	118	103	3.94	< 10	< 1	0.13	< 10	0.67	335	4
T-20480	203	238	1.49	1.4	25	2310	< 0.5	< 2	0.04	0.5	6	167	61	3.14	< 10	< 1	0.24	< 10	0.34	170	11
T-20481	201	238	1.61	0.4	50	1070	< 0.5	< 2	0.05	< 0.5	10	23	87	4.86	< 10	< 1	0.05	< 10	0.55	260	9
T-20482	201	238	1.21	0.6	35	100	< 0.5	< 2	0.02	< 0.5	4	21	15	2.75	< 10	< 1	0.06	< 10	0.59	100	3
T-20483	201	238	1.36	2.4	35	360	< 0.5	< 2	0.21	1.0	8	24	74	3.90	< 10	< 1	0.06	< 10	0.35	215	9
T-20484	201	238	1.25	< 0.2	30	110	< 0.5	< 2	0.02	< 0.5	3	22	19	4.07	< 10	< 1	0.05	< 10	0.34	170	5
T-20485	201	238	1.73	< 0.2	50	640	< 0.5	< 2	0.02	< 0.5	18	24	184	5.20	< 10	< 1	0.03	< 10	0.50	685	37
T-20486	201	238	0.83	< 0.2	25	140	< 0.5	< 2	0.05	0.5	5	15	100	4.27	< 10	< 1	0.05	< 10	0.17	155	9
T-20487	201	238	1.40	0.4	25	160	< 0.5	< 2	0.10	4.5	19	21	143	4.85	< 10	< 1	0.04	< 10	0.32	3030	5
T-20488	201	238	0.52	0.4	25	110	< 0.5	< 2	0.01	0.5	6	10	74	3.20	< 10	< 1	0.05	< 10	0.09	65	8
T-20489	201	238	0.94	< 0.2	30	120	< 0.5	< 2	0.03	< 0.5	3	13	15	2.32	< 10	< 1	0.04	< 10	0.09	125	2
T-20490	201	238	1.95	1.4	50	270	< 0.5	< 2	0.08	< 0.5	9	27	28	3.93	< 10	< 1	0.06	< 10	0.31	270	5
T-20491	201	238	1.42	0.4	40	220	< 0.5	< 2	0.02	< 0.5	5	21	49	3.99	10	< 1	0.06	< 10	0.33	115	6
T-20492	201	238	1.19	0.4	5	170	< 0.5	< 2	0.03	< 0.5	2	18	14	2.28	< 10	< 1	0.05	< 10	0.16	70	5
T-20493	201	238	1.56	0.8	55	150	< 0.5	< 2	0.03	< 0.5	3	24	26	3.94	< 10	< 1	0.06	< 10	0.30	120	5
T-20494	201	238	1.35	0.8	20	290	< 0.5	< 2	0.12	< 0.5	4	23	47	2.37	< 10	< 1	0.08	< 10	0.29	65	4

CERTIFICATION : _____



Chemex Labs Ltd.

Analytical Chemists * Geochemists * Registered Assayers
 WestEnd Industrial Park, Pasadena,
 Newfoundland, Canada A01 1K0
 PHONE: 709-686-2119

to: ARCHER CATHRO & ASSOC. (1981) LTD.

3125 3RD AVE., BOX 4127
 WHITEHORSE, YT
 Y1A 3S9

Page Number: 5-B
 Total Pages: 5
 Invoice Date: 18-SEP-89
 Invoice No.: I-8925288
 P.O. Number: NONE

Project: MARG
 Comments:

CERTIFICATE OF ANALYSIS A8925288

SAMPLE DESCRIPTION	PREP CODE		Na	Ni	P	Pb	Sb	Sc	Sr	Ti	Tl	U	V	W	Zn
			µ	ppm	ppm	ppm	ppm	ppm	ppm	ppm	µ	ppm	ppm	ppm	ppm
S-14687	201	238	0.01	11	590	14	< 5	2	18	0.05	< 10	< 10	56	< 10	46
S-14688	201	238	0.01	9	1430	16	< 5	1	16	0.05	< 10	< 10	81	< 10	38
S-14689	201	238	0.02	13	1230	36	5	1	176	< 0.01	< 10	< 10	81	< 10	40
S-14690	201	238	< 0.01	6	570	14	< 5	< 1	19	0.01	< 10	< 10	29	< 10	18
S-14691	201	238	< 0.01	14	560	26	5	3	12	0.05	< 10	< 10	66	< 10	68
S-14692	201	238	< 0.01	12	740	12	< 5	< 1	7	< 0.01	< 10	< 10	11	< 10	112
S-14693	201	238	< 0.01	5	250	14	< 5	1	5	0.01	< 10	< 10	14	< 10	46
S-14694	201	238	< 0.01	16	820	18	5	1	17	0.05	< 10	< 10	62	< 10	74
S-14695	201	238	< 0.01	1	340	46	10	< 1	28	< 0.01	< 10	< 10	65	< 10	2
S-14696	201	238	< 0.01	5	930	8	5	1	12	0.03	< 10	< 10	61	< 10	26
S-14697	201	238	0.01	14	720	20	5	3	39	0.05	< 10	< 10	77	< 10	80
S-14698	201	238	0.01	22	700	24	15	4	23	0.06	< 10	< 10	79	< 10	96
S-14699	201	238	0.01	10	2060	48	10	< 1	117	< 0.01	< 10	< 10	95	< 10	72
T-20393	201	238	< 0.01	5	870	14	< 5	< 1	15	< 0.01	< 10	< 10	42	< 10	36
T-20394	201	238	0.01	13	1590	30	10	< 1	39	< 0.01	< 10	< 10	78	< 10	90
T-20470	217	238	0.01	12	950	14	5	< 1	37	0.01	< 10	< 10	36	< 10	74
T-20471	203	238	0.01	26	930	12	5	< 1	55	< 0.01	< 10	< 10	31	< 10	202
T-20472	201	238	< 0.01	8	590	12	5	< 1	17	< 0.01	< 10	< 10	23	< 10	56
T-20473	201	238	< 0.01	17	440	16	5	1	12	0.03	< 10	< 10	46	< 10	96
T-20474	201	238	0.01	28	640	14	< 5	1	22	0.01	< 10	< 10	35	< 10	90
T-20475	201	238	0.01	24	750	22	5	1	41	0.01	< 10	< 10	45	< 10	82
T-20476	201	238	< 0.01	15	740	10	< 5	2	49	0.01	< 10	< 10	26	< 10	84
T-20477	201	238	0.01	37	1900	20	10	1	260	< 0.01	< 10	< 10	40	< 10	218
T-20478	203	238	0.02	89	1460	20	5	4	68	0.06	< 10	< 10	47	< 10	664
T-20479	217	238	0.01	63	1010	18	< 5	2	44	< 0.01	< 10	< 10	31	< 10	220
T-20480	203	238	0.02	27	1460	18	10	2	56	0.01	< 10	< 10	118	< 10	128
T-20481	201	238	< 0.01	45	1220	22	10	2	45	< 0.01	< 10	< 10	43	< 10	198
T-20482	201	238	0.01	29	550	16	5	1	12	< 0.01	< 10	< 10	28	< 10	106
T-20483	201	238	0.01	34	1280	34	5	2	76	< 0.01	< 10	< 10	54	< 10	130
T-20484	201	238	< 0.01	21	620	20	5	1	20	0.01	< 10	< 10	51	< 10	96
T-20485	201	238	< 0.01	44	690	20	5	2	17	< 0.01	< 10	< 10	22	< 10	302
T-20486	201	238	< 0.01	23	2970	22	5	< 1	46	< 0.01	< 10	< 10	54	< 10	172
T-20487	201	238	0.01	52	810	32	5	3	17	0.01	< 10	< 10	26	< 10	468
T-20488	201	238	0.01	33	570	20	10	1	32	< 0.01	< 10	< 10	21	< 10	332
T-20489	201	238	< 0.01	8	770	10	< 5	1	14	0.02	< 10	< 10	52	< 10	60
T-20490	201	238	0.01	22	1330	22	< 5	2	53	0.03	< 10	< 10	57	< 10	158
T-20491	201	238	0.01	26	720	24	5	2	42	0.01	< 10	< 10	60	< 10	168
T-20492	201	238	< 0.01	8	660	14	5	1	28	0.02	< 10	< 10	57	< 10	60
T-20493	201	238	< 0.01	19	830	16	5	2	20	0.02	< 10	< 10	58	< 10	78
T-20494	201	238	0.01	21	1040	20	5	1	39	0.01	< 10	< 10	42	< 10	94

CERTIFICATION: _____



Chemex Labs Ltd.

Analytical Chemists • Geochemists • Registered Assayers
212 BROOKSBANK AVE., NORTH VANCOUVER,
BRITISH COLUMBIA, CANADA V7J-1C1
PHONE (604) 984-0221

TO: ARCHER CATHRO & ASSOC. (1981) LTD.

3125 3RD AVE., BOX 4127
WHITEHORSE, YT
Y1A 3S9

Project : MARG
Comments :

Page No. : 1
Tot. Pages : 1
Date : 17-SEP-89
Invoice # : I-8925294
P.O. # : NONE

CERTIFICATE OF ANALYSIS A8925294

SAMPLE DESCRIPTION	PREP CODE	Au oz/T	Ag oz/T	Cu %	Pb %	Zn %						
S-08173 S-08175	208 -- 208 --	0.011 0.029	19.00 7.87	< 0.04 < 0.01	7.16 3.36	0.01 0.07						

CERTIFICATION :



Chemex Labs Ltd.

Analytical Chemists * Geochemists * Registered Assayers
 212 BROOKSBANK AVE., NORTH VANCOUVER,
 BRITISH COLUMBIA, CANADA V7J-2C1
 PHONE (604) 984-0221

ARCHER CATHRO & ASSOC. (1981) LTD.

1016 - 510 W. HASTINGS ST.
 VANCOUVER, BC
 V6B 1L8

Project : MARG
 Comments :

Page : 1
 Total : 1
 Date : 24-SEP-89
 Invoice # : I-8925295
 P.O. # : NONE

CERTIFICATE OF ANALYSIS A8925295

SAMPLE DESCRIPTION	PREP CODE	Ag ppm	Co ppm	Cu ppm	Fe %	Mn ppm	Mo ppm	Ni ppm	Pb ppm	Zn ppm
S-11895	205 298	10.0	34	37	2.77	265	1	11	1125	994
S-11896	205 298	0.5	6	368	>15.00	465	23	107	35	768
S-11897	205 298	< 0.5	30	33	6.50	950	1	96	< 5	106
S-11898	205 298	< 0.5	2	55	>15.00	195	8	24	< 5	244
S-11899	205 298	6.5	2	9	2.91	165	1	8	690	1400
T-3733	205 298	0.5	2	2	1.52	135	< 1	9	95	50
T-3739	205 298	12.0	2	65	3.52	400	1	9	1715	1010

CERTIFICATION : _____



Chemex Labs Ltd.

Analytical Chemists * Geochemists * Registered Assayers
 450 Matheson Blvd., E., Unit 54, Mississauga,
 Ontario, Canada L4Z 1R5
 PHONE: 416-890-0310

To: ARCHER CATHRO & ASSOC. (1981) LTD.

3125 3RD AVE., BOX 4127
 WHITEHORSE, YT
 Y1A 3S9

Page Number : 1-A
 Total Pages : 1
 Invoice Date: 24-SEP-89
 Invoice No. : I-8925516
 P.O. Number : NONE

Project : MARG
 Comments :

CERTIFICATE OF ANALYSIS A8925516

SAMPLE DESCRIPTION	PREP CODE		Al	Ag	As	Ba	Be	Bi	Ca	Cd	Co	Cr	Cu	Fe	Ga	Hg	K	La	Mg	Mn	Mo
			%	ppm	ppm	ppm	ppm	ppm	%	ppm	ppm	ppm	ppm	%	ppm	ppm	%	ppm	%	ppm	ppm
T20430	201	238	1.04	0.4	40	80	< 0.5	< 2	0.09	< 0.5	5	25	36	3.72	10	< 1	0.05	20	0.37	245	4
T20431	201	238	1.00	0.2	5	140	< 0.5	< 2	0.30	< 0.5	17	23	27	3.91	< 10	< 1	0.05	20	0.47	770	< 1
T20432	201	238	0.55	2.4	60	280	< 0.5	< 2	0.10	3.0	6	12	62	4.35	< 10	< 1	0.09	20	0.15	235	17
T20433	201	238	0.76	1.8	55	200	< 0.5	< 2	0.16	2.0	6	16	49	3.21	< 10	< 1	0.07	10	0.29	215	13
T20434	201	238	1.25	< 0.2	5	90	< 0.5	< 2	0.16	0.5	21	56	42	3.21	< 10	< 1	0.04	10	0.54	775	2
T20435	201	238	2.37	< 0.2	30	190	< 0.5	< 2	0.61	2.5	35	112	171	5.97	10	< 1	0.09	10	1.66	750	4
T20436	201	238	0.89	0.2	15	80	< 0.5	< 2	0.10	< 0.5	5	22	33	3.36	< 10	< 1	0.03	10	0.33	180	3
T20437	201	238	1.88	0.4	50	170	< 0.5	< 2	0.22	1.0	15	42	83	4.61	10	< 1	0.04	20	0.78	515	2
T20438	203	238	1.00	1.6	70	280	< 0.5	< 2	0.31	3.5	15	185	81	4.40	< 10	< 1	0.09	10	0.42	545	8
T20439	201	238	1.24	0.6	70	150	< 0.5	< 2	0.15	< 0.5	10	20	57	3.85	< 10	< 1	0.05	20	0.50	505	9
T20440	201	238	1.01	0.8	60	150	< 0.5	< 2	0.66	< 0.5	10	15	43	3.72	< 10	< 1	0.04	20	0.48	680	2
T20641	201	238	1.20	0.2	10	160	< 0.5	< 2	0.18	< 0.5	9	13	23	3.12	< 10	< 1	0.07	30	0.47	590	< 1
T20642	201	238	1.27	1.2	35	130	< 0.5	< 2	0.35	< 0.5	9	16	31	3.62	< 10	< 1	0.09	30	0.57	400	< 1
T20643	201	238	1.03	0.6	25	150	< 0.5	< 2	0.16	< 0.5	6	13	17	2.65	< 10	< 1	0.07	20	0.41	275	< 1
T20644	201	238	1.09	0.6	25	190	< 0.5	< 2	0.24	< 0.5	10	14	24	3.80	10	< 1	0.10	50	0.48	680	< 1
T20645	201	238	1.12	1.6	35	220	< 0.5	< 2	0.27	< 0.5	8	11	23	3.66	< 10	< 1	0.11	20	0.55	430	< 1
T20646	201	238	1.29	0.4	35	120	< 0.5	< 2	0.24	< 0.5	9	16	26	3.51	< 10	< 1	0.07	30	0.59	400	< 1
T20647	201	238	1.39	< 0.2	5	310	< 0.5	< 2	0.13	< 0.5	8	11	8	3.15	< 10	< 1	0.15	20	0.55	375	< 1
T20648	201	238	1.28	0.2	10	340	< 0.5	2	0.63	< 0.5	9	11	25	4.00	10	< 1	0.08	30	0.60	390	< 1
T20649	201	238	1.46	0.4	25	260	< 0.5	< 2	0.54	< 0.5	15	15	34	4.41	10	< 1	0.07	30	0.59	635	< 1
T20650	201	238	0.94	0.2	35	120	< 0.5	< 2	0.62	< 0.5	8	11	30	3.08	< 10	< 1	0.02	30	0.40	410	2
T21434	201	238	1.25	0.6	20	310	< 0.5	< 2	0.16	< 0.5	9	14	33	4.20	< 10	< 1	0.03	30	0.50	570	2
T21435	203	238	1.29	0.4	10	460	< 0.5	< 2	0.19	2.0	29	193	54	4.44	< 10	< 1	0.14	30	0.63	1225	6
T21436	203	238	1.28	0.6	15	360	< 0.5	< 2	0.32	1.5	14	205	76	4.42	< 10	< 1	0.11	30	0.66	430	8

CERTIFICATION : _____



Chemex Labs Ltd.

Analytical Chemists * Geochemists * Registered Assayers
 450 Matheson Blvd., E., Unit 54, Mississauga,
 Ontario, Canada L4Z 1R5
 PHONE: 416-890-0310

To: ARCHER CATHRO & ASSOC. (1981) LTD.

3125 3RD AVE., BOX 4127
 WHITEHORSE, YT
 Y1A 3S9

Page Number : 1-B
 Total Pages : 1
 Invoice Date: 24-SEP-89
 Invoice No. : I-8925516
 P.O. Number : NONE

Project : MARG
 Comments:

CERTIFICATE OF ANALYSIS A8925516

SAMPLE DESCRIPTION	PREP CODE	Na %	Ni ppm	P ppm	Pb ppm	Sb ppm	Sc ppm	Sr ppm	Ti %	Tl ppm	U ppm	V ppm	W ppm	Zn ppm
T20430	201 238	< 0.01	20	860	24	< 5	1	13	0.03	< 10	< 10	57	< 10	120
T20431	201 238	< 0.01	29	1050	32	< 5	1	23	0.03	< 10	< 10	25	< 10	124
T20432	201 238	0.01	39	1680	22	5	1	49	< 0.01	< 10	< 10	57	< 10	470
T20433	201 238	0.01	31	1920	18	15	2	73	0.03	< 10	< 10	47	< 10	212
T20434	201 238	< 0.01	30	1100	10	< 5	1	12	0.07	< 10	< 10	71	< 10	176
T20435	201 238	< 0.01	103	990	12	< 5	5	30	0.13	< 10	< 10	98	< 10	816
T20436	201 238	< 0.01	23	1050	6	< 5	1	11	0.04	< 10	< 10	47	< 10	228
T20437	201 238	0.01	50	860	14	< 5	4	15	0.05	< 10	< 10	67	< 10	370
T20438	203 238	0.02	60	2280	36	5	4	27	< 0.01	< 10	< 10	67	< 10	374
T20439	201 238	< 0.01	35	970	36	< 5	2	12	0.01	< 10	< 10	32	< 10	182
T20440	201 238	< 0.01	27	1000	34	< 5	2	14	0.01	< 10	< 10	17	< 10	236
T20641	201 238	< 0.01	21	550	24	< 5	2	10	0.03	< 10	< 10	15	< 10	96
T20642	201 238	< 0.01	26	630	66	< 5	2	17	< 0.01	< 10	< 10	11	< 10	138
T20643	201 238	< 0.01	17	440	42	< 5	2	11	0.02	< 10	< 10	9	< 10	102
T20644	201 238	< 0.01	31	710	40	< 5	3	16	0.02	< 10	< 10	9	< 10	130
T20645	201 238	< 0.01	22	550	74	< 5	2	14	0.04	< 10	< 10	8	< 10	178
T20646	201 238	< 0.01	27	530	32	< 5	2	8	0.02	< 10	< 10	12	< 10	112
T20647	201 238	< 0.01	13	630	22	< 5	2	9	0.08	< 10	< 10	14	< 10	84
T20648	201 238	< 0.01	21	870	38	< 5	2	31	0.02	< 10	< 10	7	< 10	128
T20649	201 238	< 0.01	30	980	26	< 5	2	32	0.01	< 10	< 10	9	< 10	140
T20650	201 238	< 0.01	22	750	18	5	1	33	< 0.01	< 10	< 10	10	< 10	112
T21434	201 238	< 0.01	21	750	36	< 5	2	20	< 0.01	< 10	< 10	16	< 10	130
T21435	203 238	0.02	46	1430	24	< 5	2	47	0.01	< 10	< 10	56	< 10	276
T21436	203 238	0.01	51	1340	18	< 5	3	46	0.02	< 10	< 10	58	< 10	330

CERTIFICATION :



Chemex Labs Ltd.

Analytical Chemists * Geochemists * Registered Assayers
450 Matheson Blvd., E., Unit 54, Mississauga,
Ontario, Canada L4Z 1R5
PHONE: 416-890-0310

To: ARCHER CATHRO & ASSOC. (1981) LTD.

3125 3RD AVE., BOX 4127
WHITEHORSE, YT
Y1A 3S9

Page Number : 1-A
Total Pages : 1
Invoice Date : 26-SEP-89
Invoice No. : I-8925517
P.O. Number : NONE

Project : MARG
Comments:

CERTIFICATE OF ANALYSIS

A8925517

SAMPLE DESCRIPTION	PREP CODE	Al2O3 % ICP	Ba ppm (ICP)	CaO % ICP	Co ppm (ICP)	Cr ppm (ICP)	Cu ppm (ICP)	Fe2O3 % ICP	K2O % ICP	La ppm ICP	MgO % ICP
T3740	205 232	10.80	430	4.86	20	20	4820	16.45	0.40	< 20	1.56
T3741	205 232	15.60	40	7.26	43	34	>10000	11.10	0.10	< 20	1.07

CERTIFICATION : _____



Chemex Labs Ltd.

Analytical Chemists *Geochemists *Registered Assayers
450 Matheson Blvd., E., Unit 54, Mississauga,
Ontario, Canada L4Z 1R5
PHONE: 416-890-0310

To: ARCHER CATHRO & ASSOC. (1981) LTD.

3125 3RD AVE., BOX 4127
WHITEHORSE, YT
Y1A 3S9

Project : MARG
Comments:

Page Number : 1-B
Total Pages : 1
Invoice Date : 26-SEP-89
Invoice No. : I-8925517
P.O. Number : NONE

CERTIFICATE OF ANALYSIS A8925517

SAMPLE DESCRIPTION	PREP CODE		Mn ppm (ICP)	Mo ppm (ICP)	Na2O % ICP	Ni ppm (ICP)	P ppm (ICP)	Pb ppm (ICP)	Sr ppm (ICP)	TiO2 % ICP	V ppm (ICP)	Zn ppm (ICP)
T3740	205	232	1530	3	2.18	6	870	10	219	8.36	54	186
T3741	205	232	660	5	3.77	3	3990	10	413	1.68	157	368

CERTIFICATION : _____



Chemex Labs Ltd.

Analytical Chemists * Geochemists * Registered Assayers

450 Matheson Blvd., E., Unit 54, Mississauga,
Ontario, Canada L4Z 1R5
PHONE: 416-890-0310

To: ARCHER CATHRO & ASSOC. (1981) LTD.

3125 3RD AVE., BOX 4127
WHITEHORSE, YT
Y1A 3S9

Project : MARG
Comments:

Page Number : 1-A
Total Pages : 1
Invoice Date : 26-SEP-89
Invoice No. : I-8925522
P.O. Number : NONE

CERTIFICATE OF ANALYSIS A8925522

SAMPLE DESCRIPTION	PREP CODE		Al2O3 % ICP	Ba ppm (ICP)	CaO % ICP	Co ppm (ICP)	Cr ppm (ICP)	Cu ppm (ICP)	Fe2O3 % ICP	K2O % ICP	La ppm ICP	MgO % ICP
3744	205	232	10.85	70	5.88	48	18	328	16.45	< 0.10	< 20	3.54
3745	205	232	15.15	3600	0.44	7	176	22	3.94	2.70	< 20	1.98
3746	205	232	12.85	160	0.21	10	144	29	4.27	2.40	< 20	1.12
3747	205	232	10.95	90	0.11	29	191	46	12.35	2.00	< 20	0.86
3748	205	232	0.57	90	0.06	3	142	37	2.75	< 0.10	< 20	0.04

CERTIFICATION : _____



Chemex Labs Ltd.

Analytical Chemists * Geochemists ** Registered Assayers
 450 Matheson Blvd., E., Unit 54, Mississauga,
 Ontario, Canada L4Z 1R5
 PHONE: 416-890-0310

To: ARCHER CATHRO & ASSOC. (1981) LTD.

3125 3RD AVE., BOX 4127
 WHITEHORSE, YT
 Y1A 3S9

Page Number : 1-B
 Total Pages : 1
 Invoice Date: 26-SEP-89
 Invoice No. : I-8925522
 P.O. Number : NONE

Project : MARG
 Comments:

CERTIFICATE OF ANALYSIS

A8925522

SAMPLE DESCRIPTION	PREP CODE	Mn ppm (ICP)	Mo ppm (ICP)	Na2O % ICP	Ni ppm (ICP)	P ppm (ICP)	Pb ppm (ICP)	Sr ppm (ICP)	TiO2 % ICP	V ppm (ICP)	Zn ppm (ICP)
3744	205 232	1690	1	0.99	14	930	< 5	190	4.44	387	164
3745	205 232	50	9	0.68	18	1630	20	125	0.81	587	104
3746	205 232	55	3	0.46	15	540	10	74	0.70	336	68
3747	205 232	50	2	0.48	63	340	20	62	0.26	200	82
3748	205 232	20	< 1	0.04	10	130	160	8	0.02	19	46

CERTIFICATION : _____



Chemex Labs Ltd.

Analytical Chemists * Geochemists * Registered Assayers
 450 Matheson Blvd., E., Unit 54, Mississauga,
 Ontario, Canada L4Z 1R5
 PHONE: 416-890-0310

To: ARCHER CATHRO & ASSOC. (1981) LTD.

3125 3RD AVE., BOX 4127
 WHITEHORSE, YT
 Y1A 3S9

Page Number : 1-A
 Total Pages : 1
 Invoice Date : 26-SEP-89
 Invoice No. : I-8925523
 P.O. Number : NONE

Project : MARG
 Comments :

CERTIFICATE OF ANALYSIS

A8925523

SAMPLE DESCRIPTION	PREP CODE		Al	Ag	As	Ba	Be	Bi	Ca	Cd	Co	Cr	Cu	Fe	Ga	Hg	K	La	Mg	Mn	Mo
			µ	ppm	ppm	ppm	ppm	ppm	ppm	µ	ppm	ppm	ppm	ppm	µ	ppm	ppm	µ	ppm	µ	ppm
3749	203	238	0.96	1.0	25	100	< 0.5	< 2	0.15	2.0	16	85	78	3.80	< 10	< 1	0.05	20	0.33	380	2
3750	217	238	0.66	< 0.2	20	420	< 0.5	< 2	0.49	26.0	47	23	81	>15.00	< 10	< 1	0.04	10	0.23	7230	< 1
10741	201	238	0.92	0.6	35	60	< 0.5	< 2	0.41	2.0	23	15	73	4.36	< 10	1	0.03	20	0.38	1125	3
10742	201	238	0.77	< 0.2	20	30	< 0.5	< 2	5.60	0.5	28	11	75	4.56	< 10	< 1	0.04	< 10	0.62	840	1
10743	201	238	1.14	0.2	25	50	< 0.5	< 2	0.48	4.5	30	12	84	5.07	< 10	< 1	0.04	20	0.37	1090	2
10744	203	238	1.41	0.4	15	100	< 0.5	< 2	0.08	2.0	19	81	90	5.83	< 10	< 1	0.10	20	0.31	695	4
12977	201	238	0.90	0.2	15	40	< 0.5	< 2	0.55	0.5	22	8	57	4.90	< 10	< 1	0.06	30	0.34	1085	2
12978	201	238	1.23	0.2	5	40	< 0.5	< 2	0.48	0.5	23	22	67	5.19	< 10	< 1	0.05	40	0.54	1015	2
12979	201	238	1.13	0.4	10	50	< 0.5	< 2	0.37	0.5	21	21	68	4.94	< 10	< 1	0.05	30	0.54	1000	2
12980	201	238	1.24	< 0.2	15	40	< 0.5	< 2	0.26	0.5	19	18	54	4.83	< 10	< 1	0.05	40	0.50	775	1
12981	201	238	1.17	0.2	25	40	< 0.5	< 2	0.25	< 0.5	20	18	56	4.86	< 10	1	0.05	30	0.52	880	1
12982	201	238	1.01	0.2	20	30	< 0.5	< 2	0.25	< 0.5	19	15	49	4.46	< 10	< 1	0.04	30	0.45	790	2
12983	201	238	1.08	< 0.2	10	40	< 0.5	< 2	0.18	0.5	18	17	48	4.47	< 10	< 1	0.05	30	0.47	840	2
12984	201	238	0.92	0.2	25	40	< 0.5	< 2	0.66	0.5	13	15	50	3.63	< 10	< 1	0.05	10	0.38	460	1
12985	201	238	1.00	0.2	25	70	< 0.5	< 2	0.47	0.5	18	18	50	4.19	< 10	1	0.04	20	0.46	855	< 1
12986	201	238	1.15	0.2	40	90	< 0.5	< 2	0.21	< 0.5	15	67	41	4.11	< 10	< 1	0.10	20	0.50	650	1
12987	203	238	1.22	0.2	20	130	< 0.5	< 2	0.24	0.5	13	87	50	4.08	< 10	< 1	0.10	20	0.48	625	1
12988	203	238	0.96	< 0.2	25	80	< 0.5	< 2	0.31	0.5	19	15	62	4.26	< 10	< 1	0.05	10	0.40	1205	1
12989	201	238	1.02	< 0.2	35	70	< 0.5	< 2	0.52	0.5	24	16	73	4.58	< 10	< 1	0.05	10	0.43	1360	2
12990	201	238	0.94	< 0.2	10	60	< 0.5	< 2	0.46	1.0	21	14	73	4.63	< 10	< 1	0.04	10	0.42	855	1
12991	201	238	0.93	< 0.2	30	60	< 0.5	< 2	0.47	0.5	26	14	71	4.75	< 10	< 1	0.05	20	0.41	1555	1

CERTIFICATION :



Chemex Labs Ltd.

Analytical Chemists * Geochemists * Registered Assayers

450 Matheson Blvd., E., Unit 54, Mississauga,
Ontario, Canada L4Z 1R5
PHONE: 416-890-0310

To: ARCHER CATHRO & ASSOC. (1981) LTD.

3125 3RD AVE., BOX 4127
WHITEHORSE, YT
Y1A 3S9

Project : MARG
Comments:

Page Number : 1-B
Total Pages : 1
Invoice Date : 26-SEP-89
Invoice No. : I-8925523
P.O. Number : NONE

CERTIFICATE OF ANALYSIS

A8925523

SAMPLE DESCRIPTION	PREP CODE	Na %	Ni ppm	P ppm	Pb ppm	Sb ppm	Sc ppm	Sr ppm	Ti %	Tl ppm	U ppm	V ppm	W ppm	Zn ppm
3749	203 238	0.01	42	640	72	5	2	9	0.01	< 10	< 10	25	< 10	330
3750	217 238	0.01	324	670	2	5	2	30	< 0.01	< 10	< 10	7	< 10	2260
10741	201 238	< 0.01	76	810	22	< 5	3	20	< 0.01	< 10	< 10	12	< 10	324
10742	201 238	< 0.01	58	710	30	5	2	148	< 0.01	< 10	< 10	10	< 10	170
10743	201 238	< 0.01	99	830	44	< 5	2	22	< 0.01	< 10	< 10	15	< 10	440
10744	203 238	0.01	78	980	26	< 5	2	16	< 0.01	< 10	< 10	31	< 10	346
12977	201 238	< 0.01	55	730	34	< 5	2	26	< 0.01	< 10	< 10	6	< 10	192
12978	201 238	< 0.01	66	890	38	< 5	3	22	< 0.01	< 10	< 10	14	< 10	218
12979	201 238	< 0.01	60	750	32	< 5	3	22	< 0.01	< 10	< 10	14	< 10	184
12980	201 238	< 0.01	49	670	38	< 5	2	15	< 0.01	< 10	< 10	12	< 10	184
12981	201 238	< 0.01	57	720	38	< 5	2	15	< 0.01	< 10	< 10	12	< 10	190
12982	201 238	< 0.01	52	820	36	< 5	2	17	< 0.01	< 10	< 10	10	< 10	162
12983	201 238	< 0.01	48	660	26	< 5	2	12	< 0.01	< 10	< 10	11	< 10	162
12984	201 238	< 0.01	41	880	24	< 5	2	28	< 0.01	< 10	< 10	11	< 10	182
12985	201 238	< 0.01	49	770	36	< 5	2	21	< 0.01	< 10	< 10	12	< 10	188
12986	201 238	0.01	43	530	34	< 5	2	12	< 0.01	< 10	< 10	16	< 10	156
12987	203 238	0.01	47	580	32	< 5	2	15	< 0.01	< 10	< 10	19	< 10	220
12988	203 238	< 0.01	57	890	30	< 5	2	17	< 0.01	< 10	< 10	13	< 10	208
12989	201 238	< 0.01	70	930	20	< 5	2	26	< 0.01	< 10	< 10	13	< 10	266
12990	201 238	< 0.01	57	1120	28	< 5	2	28	< 0.01	< 10	< 10	12	< 10	262
12991	201 238	< 0.01	67	1050	30	< 5	2	31	< 0.01	< 10	< 10	10	< 10	210

CERTIFICATION :



Chemex Labs Ltd.

Analytical Chemists * Geochemists * Registered Assayers
 450 Matheson Blvd., E., Unit 54, Mississauga,
 Ontario, Canada L4Z 1R5
 PHONE: 416-890-0310

To: ARCHER CATHRO & ASSOC. (1981) LTD.

3125 3RD AVE., BOX 4127
 WHITEHORSE, YT
 Y1A 3S9

Project : MARG
 Comments:

Page Number : 1-A
 Total Pages : 1
 Invoice Date : 26-SEP-89
 Invoice No. : I-8925524
 P.O. Number : NONE

CERTIFICATE OF ANALYSIS A8925524

SAMPLE DESCRIPTION	PREP CODE	Al2O3 % ICP	Ba ppm (ICP)	CaO % ICP	Co ppm (ICP)	Cr ppm (ICP)	Cu ppm (ICP)	Fe2O3 % ICP	K2O % ICP	La ppm ICP	MgO % ICP
20496	205 232	16.15	1810	0.32	13	165	16	3.93	1.50	20	0.31
20497	205 232	20.9	2880	0.09	12	254	16	8.79	2.20	20	0.85
20498	205 232	11.85	630	0.40	15	341	82	5.40	1.90	20	1.26
20499	205 232	11.85	1300	0.17	10	236	17	5.29	1.30	20	0.91
21437	205 232	11.15	690	5.74	39	52	136	14.50	< 0.10	< 20	2.55
21438	205 232	17.75	220	0.33	29	262	90	7.17	3.30	20	1.30
21439	205 232	12.25	150	1.49	34	170	303	8.40	1.40	20	2.11
21440	205 232	10.35	2690	0.10	5	165	12	2.66	2.00	< 20	0.61
21444	205 232	0.93	70	0.13	19	602	97	>25.0	< 0.10	< 20	0.21

CERTIFICATION : _____



Chemex Labs Ltd.

Analytical Chemists "Geochemists" Registered Assayers
 450 Matheson Blvd., E., Unit 54, Mississauga,
 Ontario, Canada L4Z 1R5
 PHONE: 416-890-0310

To: ARCHER CATHRO & ASSOC. (1981) LTD.

3125 3RD AVE., BOX 4127
 WHITEHORSE, YT
 Y1A 3S9

Page Number : 1-B
 Total Pages : 1
 Invoice Date: 26-SEP-89
 Invoice No. : I-8925524
 P.O. Number : NONE

Project : MARG
 Comments:

CERTIFICATE OF ANALYSIS A8925524

SAMPLE DESCRIPTION	PREP CODE	Mn ppm (ICP)	Mo ppm (ICP)	Na2O % ICP	Ni ppm (ICP)	P ppm (ICP)	Pb ppm (ICP)	Sr ppm (ICP)	TiO2 % ICP	V ppm (ICP)	Zn ppm (ICP)
20496	205 232	435	5	1.68	50	760	20	220	0.34	143	100
20497	205 232	865	3	0.57	36	470	15	124	0.81	270	124
20498	205 232	270	43	0.28	61	1620	10	99	0.49	149	112
20499	205 232	230	4	0.48	29	620	10	86	0.57	241	110
21437	205 232	1310	5	1.29	9	1230	10	218	2.89	263	150
21438	205 232	205	7	1.09	57	540	5	96	0.74	229	120
21439	205 232	360	5	0.95	86	2260	10	110	0.53	402	314
21440	205 232	30	5	0.48	16	480	10	65	0.28	445	240
21444	205 232	115	11	0.07	51	330	65	12	0.12	31	56

CERTIFICATION : _____



Chemex Labs Ltd.

Analytical Chemists • Geochemists • Registered Assayers
212 BROOKSBANK AVE., NORTH VANCOUVER
BRITISH COLUMBIA, CANADA V7J-2C1
PHONE (604) 984-0221

TRINCHER CATHER & ASSOC. (1981) LTD.

3125 3RD AVE., BOX 4127
WHITEHORSE, YT
Y1A 3S9

Project: MARG
Comments:

Page No.: 1-A
Tot. Pages: 1
Date: 26-SEP-89
Invoice #: I-8925525
P.O. #: NONE

CERTIFICATE OF ANALYSIS A8925525

SAMPLE DESCRIPTION	PREP CODE		Al	Ag	As	Ba	Be	Bi	Ca	Cd	Co	Cr	Cu	Fe	Ga	Hg	K	La	Mg	Mn	Mo
			%	ppm	ppm	ppm	ppm	ppm	%	ppm	ppm	ppm	ppm	%	ppm	ppm	%	ppm	%	ppm	ppm
21442	201	238	1.03	0.6	45	120	< 0.5	< 2	0.20	2.0	10	19	65	3.77	< 10	< 1	0.03	10	0.33	250	3
21443	201	238	1.26	0.8	85	50	< 0.5	< 2	0.07	< 0.5	12	22	160	4.08	< 10	< 1	0.04	10	0.40	355	3



Chemex Labs Ltd.

Analytical Chemists • Geochemists • Registered Assayers
 112 BROOKSBANK AVE., NORTH VANCOUVER,
 BRITISH COLUMBIA, CANADA V7J-2C1
 PHONE (604) 984-0221

ARCHER CATHRO & ASSOC. (1981) LTD.

3125 3RD AVE., BOX 4127
 WHITEHORSE, YT
 Y1A 3S9

Project: MARG
 Comments:

Page No.: 1-B
 Tot. Pages: 1
 Date: 26-SEP-89
 Invoice #: I-8925525
 P.O. #: NONE

CERTIFICATE OF ANALYSIS A8925525

SAMPLE DESCRIPTION	PREP CODE		Na	Ni	P	Pb	Sb	Sc	Sr	Ti	Tl	U	V	W	Zn
			%	ppm	ppm	ppm	ppm	ppm	ppm	%	ppm	ppm	ppm	ppm	ppm
21442	201	238	< 0.01	30	840	122	< 5	2	11	0.01	< 10	< 10	28	< 10	272
21443	201	238	< 0.01	36	930	266	5	2	7	0.02	< 10	< 10	32	< 10	268

APPENDIX E
ASSAY CERTIFICATES,
1989 DRILL CORE SAMPLES AND GEOCHEMICAL
CERTIFICATES OF TRENCH SAMPLES;
CHEMEX LABS LTD.



Chemex Labs Ltd.

Analytical Chemists • Geochemists • Registered Assayers

112 BROOKSBANK AVE., NORTH VANCOUVER,
BRITISH COLUMBIA, CANADA V7J-1C1

PHONE (604) 984-0221

T. ARCHER CATHRO & ASSOC. (1981) LTD.

3125 3RD AVE., BOX 4127
WHITEHORSE, YT
Y1A 3S9

Project : MARG
Comments :

Page # : 1-A
Tot. : 1
Date : 13-JUL-89
Invoice # : I-8919846
P.O. # : NONE

CERTIFICATE OF ANALYSIS A8919846

SAMPLE DESCRIPTION	PREP CODE	Al %	Ag ppm	As ppm	Ba ppm	Be ppm	Bi ppm	Ca %	Cd ppm	Co ppm	Cr ppm	Cu ppm	Fe %	Ga ppm	Hg ppm	K %	La ppm	Mg %	Mn ppm	Mo ppm
T 20028	201 238	1.19	0.2	85	300	< 0.5	< 2	0.25	1.5	21	25	152	4.60	< 10	< 1	0.05	20	0.51	290	2
T 20030	201 238	1.16	0.2	35	170	< 0.5	< 2	0.28	2.0	14	23	195	3.36	< 10	< 1	0.06	20	0.49	460	< 1

CERTIFICATION : _____



Chemex Labs Ltd.

Analytical Chemists • Geochemists • Registered Assayers

112 BROOKSBANK AVE., NORTH VANCOUVER,
BRITISH COLUMBIA, CANADA V7J-1C1

PHONE (604) 984-0221

T ARCHER CATHRO & ASSOC. (1981) LTD.

3125 3RD AVE., BOX 4127

WHITEHORSE, YT

Y1A 3S9

Project : MARG

Comments:

Page # : 1-B

Tot. # : 1

Date : 13-JUL-89

Invoice # : I-8919846

P.O. # : NONE

CERTIFICATE OF ANALYSIS A8919846

SAMPLE DESCRIPTION	PREP CODE		Na	Ni	P	Pb	Sb	Sc	Sr	Tl	Tl	U	V	W	Zn
			%	ppm	ppm	ppm	ppm	ppm	ppm	ppm	%	ppm	ppm	ppm	ppm
T 20028	201	238	0.01	54	1010	48	< 5	3	22	0.06	< 10	< 10	36	< 10	1275
T 20030	201	238	0.01	59	1010	36	< 5	4	20	0.05	< 10	< 10	36	< 10	1140

CERTIFICATION : _____



Chemex Labs Ltd.

Analytical Chemists • Geochemists • Registered Assayers

211 BROOKSBANK AVE., NORTH VANCOUVER,
BRITISH COLUMBIA, CANADA V7J-2C1

PHONE (604) 984-0221

T. R. CHER CATHRO & ASSOC. (1981) LTD.

3125 JRD AVE., BOX 4127
WHITEHORSE, YT
Y1A 3S9

Project: MARG

Comments:

Page 1 of 1-A
Tot. Pages: 1
Date: 14-JUL-89
Invoice #: I-8919847
P.O. #: NONE

CERTIFICATE OF ANALYSIS A8919847

SAMPLE DESCRIPTION	PREP CODE		Al	Ag	As	Ba	Be	Bi	Ca	Cd	Co	Cr	Cu	Fe	Ga	Hg	K	La	Mg	Mn	Mo
			%	ppm	ppm	ppm	ppm	ppm	%	ppm	ppm	ppm	ppm	%	ppm	ppm	%	ppm	%	ppm	ppm
T 20001	205	238	0.42	1.2	20	220	< 0.5	< 2	0.02	< 0.5	2	120	16	0.77	< 10	< 1	0.16	20	0.02	20	14
T 20002	205	238	0.70	0.8	40	170	< 0.5	< 2	0.06	< 0.5	5	121	81	2.02	< 10	< 1	0.13	10	0.09	35	10
T 20003	205	238	0.44	1.0	40	180	< 0.5	< 2	0.01	< 0.5	3	151	33	1.40	< 10	< 2	0.15	10	0.03	30	15
T 20004	205	238	0.41	2.0	60	170	< 0.5	< 2	0.01	< 0.5	1	108	66	1.07	< 10	< 1	0.14	10	0.02	15	9
T 20005	205	238	0.27	1.8	45	150	< 0.5	< 2	0.01	< 0.5	2	109	155	1.33	< 10	< 1	0.09	20	0.01	20	1
T 20006	205	238	0.44	1.6	60	170	< 0.5	< 2	0.01	< 0.5	2	109	166	1.96	< 10	< 1	0.15	20	0.01	50	9
T 20007	205	238	0.42	1.2	35	180	< 0.5	< 2	0.05	< 0.5	3	103	124	1.67	< 10	< 1	0.16	20	0.02	135	5
T 20008	205	238	1.06	0.6	35	220	< 0.5	< 2	0.06	< 0.5	3	144	50	2.37	< 10	< 1	0.18	10	0.40	50	5
T 20009	205	238	1.30	0.6	65	190	< 0.5	< 2	0.03	< 0.5	3	97	63	3.23	< 10	< 1	0.15	10	0.54	65	6
T 20010	205	238	0.30	1.0	20	100	< 0.5	< 2	0.03	< 0.5	1	41	58	1.13	< 10	< 1	0.09	< 10	0.08	10	9
T 20011	205	238	0.52	1.0	25	150	< 0.5	< 2	0.06	< 0.5	2	80	32	1.08	< 10	< 1	0.13	10	0.17	25	10
T 20012	205	238	0.79	0.2	10	40	< 0.5	< 2	0.05	< 0.5	7	76	14	1.87	< 10	< 1	0.09	10	0.32	135	< 1
T 20013	205	238	0.22	1.8	5	200	< 0.5	< 2	0.01	< 0.5	1	85	10	0.40	< 10	< 1	0.10	10	0.01	15	7
T 20014	205	238	0.23	1.4	20	140	< 0.5	< 2	0.01	< 0.5	1	110	6	0.50	< 10	< 1	0.13	10	0.01	15	9
T 20016	205	238	1.28	0.6	50	180	< 0.5	< 2	0.01	< 0.5	4	93	54	3.00	< 10	< 1	0.14	10	0.52	40	3
T 20017	205	238	0.99	2.0	65	210	< 0.5	8	0.03	< 0.5	3	122	165	2.23	< 10	< 1	0.13	20	0.38	45	3
T 20018	205	238	0.44	4.8	95	240	< 0.5	10	0.02	< 0.5	1	79	68	1.07	< 10	< 1	0.15	20	0.09	15	4
T 20019	205	238	0.58	1.8	130	230	< 0.5	2	0.03	< 0.5	4	84	498	3.01	< 10	< 1	0.11	10	0.09	85	4
T 20020	205	238	0.74	1.2	125	100	< 0.5	< 2	0.03	5.0	35	93	1505	9.89	< 10	< 1	0.04	10	0.07	685	2
T 20021	205	238	1.07	1.0	70	320	< 0.5	< 2	0.10	3.0	18	96	511	6.04	< 10	< 1	0.14	20	0.34	385	2
T 20022	205	238	1.50	0.8	30	330	< 0.5	< 2	0.06	< 0.5	12	85	189	3.56	< 10	< 1	0.14	20	0.67	260	6
T 20023	205	238	1.84	0.4	35	210	< 0.5	< 2	0.04	< 0.5	7	64	200	4.45	< 10	< 1	0.12	10	0.81	80	6
T 20024	205	238	1.03	0.4	40	230	< 0.5	< 2	0.04	< 0.5	9	57	138	2.88	< 10	< 1	0.15	10	0.39	95	5
T 20025	205	238	1.48	1.0	75	180	< 0.5	< 2	0.30	8.0	263	63	2060	6.77	< 10	< 1	0.07	20	0.70	6040	1
T 20026	205	238	0.63	0.2	105	290	< 0.5	< 2	0.24	3.0	39	57	690	7.30	< 10	< 1	0.16	20	0.17	605	< 1
T 20027	205	238	1.80	5.6	55	1300	< 0.5	< 2	0.38	66.5	1425	58	2880	7.23	< 10	8	0.15	30	0.53	>10000	2
T 20029	205	238	1.17	0.4	40	280	< 0.5	< 2	0.32	6.0	83	179	246	5.09	< 10	< 1	0.07	10	0.49	2870	< 1

CERTIFICATION : _____



Chemex Labs Ltd.

Analytical Chemists • Geochemists • Registered Assayers

212 BROOKSBANK AVE., NORTH VANCOUVER,
BRITISH COLUMBIA, CANADA V7J-2C1

PHONE (604) 984-0221

TRACER CATIRO & ASSOC. (1981) LTD.

3125 3RD AVE., BOX 4127
WHITEHORSE, YT
Y1A 3S9

Project : MARG

Comments :

Page 1 of 1-B
Tot. Pages: 1
Date : 14-JUL-89
Invoice # : I-8919847
P.O. # : NONE

CERTIFICATE OF ANALYSIS A8919847

SAMPLE DESCRIPTION	PREP CODE	Na %	Ni ppm	P ppm	Pb ppm	Sb ppm	Sc ppm	Sr ppm	Ti %	Tl ppm	U ppm	V ppm	W ppm	Zn ppm
T 20001	205 238	0.02	7	180	24	< 5	1	7	< 0.01	< 10	< 10	47	< 10	52
T 20002	205 238	0.02	23	640	22	< 5	4	7	< 0.01	< 10	< 10	32	< 10	146
T 20003	205 238	0.02	17	530	106	< 5	1	5	< 0.01	< 10	< 10	22	< 10	162
T 20004	205 238	0.02	5	350	794	5	1	6	< 0.01	< 10	< 10	24	< 10	68
T 20005	205 238	0.02	3	180	400	5	< 1	6	< 0.01	< 10	< 10	4	< 10	88
T 20006	205 238	0.03	9	280	446	5	1	7	< 0.01	< 10	< 10	16	< 10	212
T 20007	205 238	0.03	7	230	194	< 5	1	9	< 0.01	< 10	< 10	13	< 10	194
T 20008	205 238	0.03	20	330	54	< 5	1	10	< 0.01	< 10	< 10	29	< 10	358
T 20009	205 238	0.02	21	430	110	< 5	1	10	< 0.01	< 10	< 10	30	< 10	288
T 20010	205 238	0.01	9	150	54	< 5	< 1	4	< 0.01	< 10	< 10	13	< 10	270
T 20011	205 238	0.01	10	430	34	< 5	< 1	6	< 0.01	< 10	< 10	44	< 10	98
T 20012	205 238	0.01	20	260	18	< 5	1	6	< 0.01	< 10	< 10	7	< 10	126
T 20013	205 238	0.01	3	150	22	< 5	< 1	3	< 0.01	< 10	< 10	16	< 10	24
T 20014	205 238	0.01	5	520	12	< 5	1	3	< 0.01	< 10	< 10	30	< 10	50
T 20016	205 238	0.02	26	350	62	< 5	1	14	< 0.01	< 10	< 10	29	< 10	208
T 20017	205 238	0.02	12	440	392	5	1	13	< 0.01	< 10	< 10	28	< 10	122
T 20018	205 238	0.01	4	260	556	5	1	8	< 0.01	< 10	< 10	15	< 10	102
T 20019	205 238	0.02	14	670	700	5	2	11	< 0.01	< 10	< 10	27	< 10	472
T 20020	205 238	0.04	59	950	112	5	11	8	< 0.01	< 10	< 10	35	< 10	4890
T 20021	205 238	0.04	36	880	78	< 5	6	14	< 0.01	< 10	< 10	43	< 10	2230
T 20022	205 238	0.02	24	590	230	< 5	4	12	< 0.01	< 10	< 10	60	< 10	386
T 20023	205 238	0.02	30	670	350	< 5	2	15	< 0.01	< 10	< 10	54	< 10	274
T 20024	205 238	0.02	29	400	240	< 5	1	9	< 0.01	< 10	< 10	21	< 10	238
T 20025	205 238	0.03	140	1030	150	5	13	21	< 0.01	< 10	< 10	27	< 10	3780
T 20026	205 238	0.03	90	1260	22	10	9	12	< 0.01	< 10	< 10	17	< 10	3800
T 20027	205 238	0.02	291	990	124	< 5	7	42	0.07	< 10	< 10	44	< 10	9760
T 20029	205 238	0.02	53	410	4	< 5	3	17	0.10	< 10	< 10	33	< 10	1500

CERTIFICATION : _____



Chemex Labs Ltd.

Analytical Chemists • Geochemists • Registered Assayers

111 BROOKSBANK AVE., NORTH VANCOUVER,
BRITISH COLUMBIA, CANADA V7J-2C1

PHONE (604) 984-0221

ARCHER CATHRO & ASSOC. (1981) LTD.

3125 3RD AVE., BOX 4127
WHITEHORSE, YT
Y1A 3S9

Project : MARG
Comments :

Page : 1
Tot. : 2
Date : 13-JUL-89
Invoice # : I-8919768
P.O. # : NONE

CERTIFICATE OF ANALYSIS A8919768

SAMPLE DESCRIPTION	PREP CODE	Au oz/T	Ag oz/T	Cu %	Pb %	Zn %					
1002 A	208	---	0.002	0.03	0.07	0.03	0.10				
1003 A	208	---	0.004	0.39	< 0.01	0.12	< 0.01				
1004 A	208	---	0.002	< 0.01	0.02	0.12	0.07				
1005 A	208	<	0.002	0.01	0.04	0.03	0.07				
1006 A	208	---	0.002	0.07	0.08	0.11	0.25				
1007 A	208	---	0.002	< 0.01	0.02	0.01	0.09				
1008 A	208	---	0.002	0.01	0.05	0.02	0.30				
1009 A	208	<	0.002	< 0.01	0.03	0.01	0.04				
1010 A	208	---	0.008	0.69	0.16	0.92	1.28				
1011 A	208	---	0.008	1.33	0.12	1.27	0.09				
1012 A	208	<	0.002	< 0.01	0.01	0.02	0.01				
1013 A	208	---	0.002	< 0.01	0.03	0.01	0.05				
1014 A	208	---	0.002	0.03	0.06	0.04	0.11				
1015 A	208	---	0.004	0.03	0.09	0.07	0.17				
1016 A	208	---	0.002	< 0.01	0.02	0.01	0.04				
1017 A	208	---	0.006	0.36	0.25	0.34	0.73				
1018 A	208	---	0.004	0.09	0.05	0.09	0.20				
1019 A	208	---	0.002	0.03	0.04	0.04	0.19				
1020 A	208	---	0.002	0.06	0.06	0.02	0.05				
1021 A	208	---	0.002	0.04	0.05	0.02	0.05				
1022 A	208	---	0.004	0.03	0.04	0.01	0.16				
1023 A	208	---	0.004	0.06	0.06	0.04	0.16				
1024 A	208	---	0.002	0.03	0.04	0.02	0.21				
1025 A	208	---	0.004	0.12	0.11	0.16	0.28				
1026 A	208	---	0.002	0.07	0.04	0.07	0.14				
1027 A	208	---	0.002	0.03	0.02	0.01	0.13				
1028 A	208	---	0.002	0.03	0.02	0.01	0.15				
1029 A	208	---	0.006	0.04	0.03	0.02	0.08				
1030 A	208	---	0.004	0.15	0.05	0.08	0.25				
1031 A	208	---	0.008	0.29	0.21	0.31	0.68				
1032 A	208	---	0.008	0.09	0.06	0.06	0.29				
1033 A	208	---	0.002	0.04	0.05	0.03	0.16				
1101 A	208	<	0.002	0.06	0.08	0.08	0.20				
1102 A	208	---	0.002	< 0.01	0.05	0.01	0.05				
1103 A	208	---	0.002	0.04	0.04	0.02	0.06				
1104 A	208	<	0.002	0.12	0.09	0.16	0.30				
1105 A	208	---	0.002	0.06	0.06	0.06	0.25				
1106 A	208	---	0.020	0.12	0.07	0.13	0.23				
1107 A	208	---	0.018	1.33	1.25	2.69	4.82				
1108 A	208	---	0.022	2.27	1.85	3.62	6.61				

CERTIFICATION : _____



Chemex Labs Ltd.

Analytical Chemists • Geochemists • Registered Assayers

212 BROOKSBANK AVE., NORTH VANCOUVER,
BRITISH COLUMBIA, CANADA V7J-2C1

PHONE (604) 984-0221

7 ARCHER CATHRO & ASSOC. (1981) LTD.

3125 3RD AVE., BOX 4127

WHITEHORSE, YT

Y1A 3S9

Project : MARG

Comments:

Page : 2

Tot. : 2

Date : 13-JUL-89

Invoice # : I-8919768

P.O. # : NONE

CERTIFICATE OF ANALYSIS A8919768

SAMPLE DESCRIPTION	PREP CODE	Au oz/T	Ag oz/T	Cu %	Pb %	Zn %					
1109 A	208 ---	0.014	1.63	1.90	2.44	4.57					
1110 A	208 ---	0.002	0.19	0.28	0.16	0.36					
1111 A	208 ---	0.004	0.08	0.13	0.07	0.14					
1112 A	208 ---	0.002	0.03	0.03	0.02	0.03					
1113 A	208 ---	0.002	0.02	0.02	0.01	0.02					
1114 A	208 ---	0.002	0.04	0.04	0.02	0.04					
1115 A	208 ---	0.002	0.08	0.14	0.15	0.22					
1116 A	208 --- <	0.002	<	0.03	0.01	0.02					
1117 A	208 ---	0.004	<	0.04	0.01	0.02					
1118 A	208 --- <	0.002	<	0.03	0.01	0.02					
1119 A	208 ---	0.002	0.06	0.02	0.07	0.12					
1120 A	208 ---	0.004	0.20	0.10	0.30	0.38					
1121 A	208 --- <<	0.002	<	0.02	0.01	0.02					
1122 A	208 --- <<	0.002	<	0.02	<	0.01					
1123 A	208 --- <<	0.002	<	0.05	0.01	0.01					
1124 A	208 --- <<	0.002	<	0.02	<	0.01					
1125 A	208 --- <<	0.002	<	0.02	0.01	0.01					
1126 A	208 --- <<	0.002	<	0.03	0.01	0.02					

CERTIFICATION : _____



Chemex Labs Ltd.

Analytical Chemists * Geochemists * Registered Assayers

111 BROOKSBANK AVE., NORTH VANCOUVER,
BRITISH COLUMBIA, CANADA V7J-1C1

PHONE (604) 964-0221

TO: CHEM CATHRO & ASSOC. (1981) LTD.

3125 3RD AVE., BOX 4127
WHITEHORSE, YT
Y1A 3S9

Project: MARG

Comments:

Page No: 1
Tot. Pages: 2
Date: 20-JUL-89
Invoice #: I-8920285
P.O. #: NONE

CERTIFICATE OF ANALYSIS A8920285

SAMPLE DESCRIPTION	PREP CODE	Au oz/T	Ag oz/T	Cu %	Pb %	Zn %					
1034 A	208	0.004	0.21	0.34	0.43	0.35					
1035 A	208	0.002	0.16	0.22	0.07	0.28					
1036 A	208	0.002	0.01	0.02	0.01	0.13					
1037 A	208	0.002	0.01	<	0.01	0.07					
1038 A	208	0.004	0.17	0.13	0.15	0.38					
1039 A	208	<	0.03	0.02	0.02	0.09					
1040 A	208	0.004	0.04	0.03	0.06	0.15					
1041 A	208	0.004	0.19	0.17	0.39	0.85					
1042 A	208	0.002	0.08	0.08	0.07	0.20					
1043 A	208	0.004	0.26	0.17	0.36	0.74					
1044 A	208	0.002	0.07	0.08	0.09	0.24					
1045 A	208	0.001	<	0.01	0.01	0.02					
1046 A	208	>>	0.01	>>	0.01	0.05					
1047 A	208	0.002	0.07	0.02	0.09	0.27					
1048 A	208	0.002	0.02	<	0.01	0.04					
1049 A	208	0.004	0.06	0.07	0.11	0.30					
1050 A	208	0.002	0.03	0.04	0.04	0.11					
1051 A	208	0.002	0.01	<	0.01	0.06					
1052 A	208	0.002	0.07	0.01	0.04	0.13					
1053 A	208	0.002	0.15	0.05	0.12	0.24					
1054 A	208	>>	0.06	0.04	0.07	0.23					
1055 A	208	>>>	0.01	<	0.01	0.04					
1056 A	208	0.002	0.07	0.05	0.06	0.16					
1057 A	208	>>>	0.01	<	0.01	0.03					
1058 A	208	>>	0.03	>>	0.01	0.16					
1059 A	208	<	0.06	0.05	0.06	0.14					
1060 A	208	0.004	0.05	0.02	0.04	0.16					
1061 A	208	0.004	0.09	0.04	0.08	0.23					
1062 A	208	0.006	0.25	0.17	0.15	0.32					
1063 A	208	0.002	0.07	0.07	0.07	0.30					
1064 A	208	<	0.10	0.06	0.02	0.04					
1065 A	208	0.004	0.21	0.18	0.36	0.74					
1066 A	208	>>	0.15	0.25	0.06	0.11					
1067 A	208	0.002	0.07	0.05	0.06	0.16					
1068 A	208	0.002	0.04	<	0.01	0.08					
1069 A	208	>>	0.12	0.04	0.09	0.19					
1070 A	208	>>	0.01	>>	0.01	0.04					
1071 A	208	>>>	0.01	>>	0.01	0.03					
1072 A	208	>>	0.01	>>	0.01	0.03					
1073 A	208	>>	0.02	0.15	0.01	0.04					

CERTIFICATION : _____



Chemex Labs Ltd.

Analytical Chemists • Geochemists • Registered Assayers

112 BROOKSBANK AVE., NORTH VANCOUVER,
BRITISH COLUMBIA, CANADA V7J-2C1

PHONE (604) 984-0221

TRICHER CATHRO & ASSOC. (1981) LTD.

3125 3RD AVE., BOX 4127
WHITEHORSE, YT
Y1A 3S9

Project: MARG

Comments:

Page 1 2
Tot. Pages: 2
Date: 20-JUL-89
Invoice #: I-8920285
P.O. #: NONE

CERTIFICATE OF ANALYSIS A8920285

SAMPLE DESCRIPTION	PREP CODE	Au oz/T	Ag oz/T	Cu %	Pb %	Zn %					
1074 A	208	---	0.002	0.02	0.20	< 0.01	0.01	0.09			
1127 A	208	---	0.002	0.04	< 0.01	<< 0.01	0.01	0.11			
1128 A	208	---	0.004	0.17	0.10	0.18	0.46				
1129 A	208	---	0.041	1.98	1.40	4.48	7.44				
1130 A	208	---	0.018	0.73	2.09	0.63	3.36				
1131 A	208	---	0.036	0.15	0.96	0.15	0.32				
1132 A	208	---	0.004	0.05	0.11	0.06	0.21				
1133 A	208	---	0.006	0.04	0.03	0.07	0.15				
1134 A	208	<	0.002	0.03	0.02	0.10	0.12				
1135 A	208	---	0.002	0.20	0.12	0.23	0.46				
1136 A	208	---	0.004	0.15	0.13	0.19	0.38				
1137 A	208	<	0.002	0.01	< 0.01	< 0.01	0.02				
1138 A	208	---	0.014	1.28	2.15	1.51	3.15				
1139 A	208	---	0.002	0.07	0.06	0.07	0.14				
1140 A	208	---	0.004	0.26	0.29	0.26	0.57				
1141 A	208	---	0.008	0.10	0.09	0.14	0.32				
1142 A	208	---	0.002	0.04	0.04	0.04	0.08				
1143 A	208	---	0.004	0.47	0.58	0.65	1.27				
1144 A	208	<	0.002	0.04	0.02	0.06	0.09				
1145 A	208	---	0.004	0.07	0.03	0.05	0.10				
1146 A	208	---	0.018	1.28	0.87	1.20	2.39				
1147 A	208	---	0.011	0.33	0.20	0.28	0.57				
1148 A	208	---	0.022	1.54	1.22	1.93	3.84				
1149 A	208	---	0.006	0.09	0.12	0.15	0.40				
1150 A	208	---	0.014	0.75	0.68	1.06	2.06				
1151 A	208	---	0.020	1.50	1.35	2.24	4.78				
1152 A	208	---	0.010	0.84	0.44	0.81	1.58				
1153 A	208	---	0.002	0.07	0.04	0.08	0.14				
1154 A	208	<	0.002	0.01	< 0.01	< 0.01	0.02				

CERTIFICATION : _____



Chemex Labs Ltd.

Analytical Chemists • Geochemists • Registered Assayers

212 BROOKSBANK AVE., NORTH VANCOUVER,
BRITISH COLUMBIA, CANADA V7J-2C1

PHONE (604) 984-0221

To: CHER CATHRO & ASSOC. (1981) LTD.

3125 3RD AVE., BOX 4127
WHITEHORSE, YT
Y1A 3S9

Project: MARCO
Comments:

Page No.
Tot. Pages: 2
Date: 20-JUL-89
Invoice #: I-8920691
P.O. #: NONE

CERTIFICATE OF ANALYSIS A8920691

SAMPLE DESCRIPTION	PREP CODE	Au oz/T RUSH	Ag oz/T RUSH	Cu %	Pb %	Zn %				
1155 A	258	---	< 0.002	<< 0.01	<< 0.01	<< 0.01	0.03			
1156 A	258	---	< 0.002	<< 0.01	<< 0.01	<< 0.01	0.02			
1157 A	258	---	0.066	2.65	0.48	3.50	5.22			
1158 A	258	---	< 0.002	0.02	< 0.01	0.01	0.03			
1159 A	258	---	0.056	2.60	1.45	3.65	4.67			
1160 A	258	---	0.012	0.05	0.05	0.05	0.08			
1161 A	258	---	0.012	0.04	< 0.01	0.03	0.04			
1162 A	258	---	0.014	0.57	0.15	0.33	0.67			
1163 A	258	---	0.072	3.73	2.21	5.29	9.63			
1164 A	258	---	0.010	0.68	0.18	0.35	0.69			
1165 A	258	---	0.002	0.07	<< 0.01	0.05	0.05			
1166 A	258	---	0.002	0.03	<< 0.01	0.02	0.04			
1167 A	258	---	0.002	0.03	<< 0.01	0.04	0.05			
1168 A	258	---	< 0.002	<< 0.01	<< 0.01	< 0.01	0.05			
1169 A	258	---	0.004	<< 0.01	<< 0.01	0.01	0.01			
1170 A	258	---	0.088	3.14	0.65	1.66	2.53			
1171 A	258	---	0.110	2.64	1.15	3.20	5.40			
1172 A	258	---	0.036	0.50	0.52	0.66	1.27			
1173 A	258	---	0.038	0.69	0.52	1.14	1.86			
1174 A	258	---	0.050	2.46	2.39	5.10	9.36			
1175 A	258	---	0.052	2.10	2.34	3.92	7.94			
1176 A	258	---	0.016	0.28	0.33	0.35	0.65			
1177 A	258	---	0.002	0.03	0.02	0.03	0.07			
1178 A	258	---	0.002	0.01	< 0.01	0.01	0.02			
1179 A	258	---	0.012	0.09	0.05	0.08	0.15			
1180 A	258	---	0.020	0.42	0.47	0.30	0.79			
1181 A	258	---	0.044	2.30	2.08	2.82	5.78			
1182 A	258	---	0.034	1.97	1.00	1.90	3.26			
1183 A	258	---	0.030	2.30	2.80	2.00	5.06			
1184 A	258	---	0.038	2.06	1.04	2.17	3.58			
1185 A	258	---	0.054	1.66	0.46	3.02	3.58			
1186 A	258	---	0.070	1.88	0.51	2.17	3.47			
1187 A	258	---	0.030	1.84	2.15	1.72	3.72			
1188 A	258	---	0.064	2.51	2.90	3.16	6.60			
1189 A	258	---	0.024	1.36	0.93	1.72	3.15			
1190 A	258	---	0.002	0.12	0.09	0.18	0.33			
1191 A	258	---	0.002	0.12	0.04	0.06	0.18			
1192 A	258	---	< 0.002	0.03	0.04	0.02	0.04			
1193 A	258	---	0.004	0.42	0.32	0.37	0.67			
1194 A	258	---	0.002	0.74	0.87	0.72	1.63			

CERTIFICATION : _____



Chemex Labs Ltd.

Analytical Chemists • Geochemists • Registered Assayers
112 BROOKSBANK AVE., NORTH VANCOUVER,
BRITISH COLUMBIA, CANADA V7J-2C1
PHONE (604) 984-0221

To: CHER CATHRO & ASSOC. (1981) LTD.

3125 JRD AVE., BOX 4127
WHITEHORSE, YT
Y1A 3S9

Project: MARG
Comments:

Page No. 2
Tot. Pages 2
Date: 20-JUL-89
Invoice #: I-8920691
P.O. #: NONE

CERTIFICATE OF ANALYSIS A8920691

SAMPLE DESCRIPTION	PREP CODE	Au oz./T RUSH	Ag oz./T RUSH	Cu %	Pb %	Zn %					
1195 A	258 --	< 0.002	< 0.01	0.05	< 0.01	0.14					

CERTIFICATION : _____



Chemex Labs Ltd.

Analytical Chemists * Geochemists * Registered Assayers
 112 BROOKSBANK AVE., NORTH VANCOUVER,
 BRITISH COLUMBIA, CANADA V7J-1C1

PHONE (604) 984-0221

to: ARCHER CATIRO & ASSOC. (1981) LTD.

3125 3RD AVE., BOX 4127
 WHITEHORSE, YT
 Y1A 1S0

Project: MARU

Comments:

Page No. : 1
 Tot. Pages: 1
 Date : 25-JUL-89
 Invoice #: I-8920993
 P.O. # NONE

CERTIFICATE OF ANALYSIS A8920993

SAMPLE DESCRIPTION	PREP CODE	Au oz/T	Ag oz/T	Cu %	Pb %	Zn %			
1196	208 ---	0.005	0.26	0.58	0.35	0.85			
1197	208 ---	0.002	0.12	0.04	0.18	0.35			
1198	208 ---	0.002	0.10	0.06	0.18	0.30			
1199	208 ---	0.006	0.78	0.47	1.20	2.39			
1200	208 ---	0.008	0.70	0.93	0.95	2.53			
1726	208 ---	0.001	< 0.01	0.01	0.01	0.02			
1727	208 ---	0.002	0.20	0.17	0.19	0.40			
1728	208 ---	0.011	1.74	1.74	2.20	4.36			
1729	208 ---	0.002	0.04	0.03	0.05	0.09			
1730	208 ---	0.001	0.04	< 0.01	0.01	0.03			
1731	208 ---	0.001	0.01	< 0.01	< 0.01	0.02			
1732	208 ---	0.005	0.31	0.16	0.49	0.96			
1733	208 ---	0.026	2.95	2.30	2.90	7.16			
1734	208 ---	0.003	0.13	0.72	0.12	0.27			
1735	208 ---	0.001	0.01	0.02	0.01	0.05			
1736	208 ---	0.001	< 0.01	< 0.01	< 0.01	0.03			
1737	208 ---	0.011	0.54	1.22	1.63	3.47			
1738	208 ---	0.006	0.18	0.38	0.32	0.79			
1739	208 ---	0.003	0.07	0.03	0.06	0.13			
1740	208 ---	0.001	< 0.01	0.01	< 0.01	0.04			
1741	208 ---	0.003	0.28	0.06	0.42	0.79			
1742	208 ---	0.051	1.65	0.90	2.45	4.78			
1743	208 ---	0.003	0.44	0.29	0.63	0.96			



Chemex Labs Ltd.

Analytical Chemists • Geochemists • Registered Assayers
 212 BROOKSBANK AVE., NORTH VANCOUVER,
 BRITISH COLUMBIA, CANADA V7J-1C1

PHONE (604) 984-0221

TO: ARCHER CATHRO & ASSOC. (1981) LTD.

3125 3RD AVE., BOX 4127
 WHITEHORSE, YT
 Y1A 3S9

Project: MARG
 Comments:

Page No.: 1
 Tot. Pages: 1
 Date: 30-JUL-89
 Invoice #: I-8921658
 P.O. #: NONE

CERTIFICATE OF ANALYSIS A8921658

SAMPLE DESCRIPTION	PREP CODE	Au oz/T	Ag oz/T	Cu %	Pb %	Zn %						
1076 A	208 ---	0.002	0.03	0.02	0.03	0.06						
1077 A	208 ---	0.006	0.08	0.11	0.11	0.17						
1078 A	208 ---	0.002	0.02	< 0.01	0.04	0.04						
1079 A	208 ---	0.002	0.07	0.05	0.20	0.40						
1080 A	208 ---	0.002	0.01	< 0.01	0.03	0.06						
1081 A	208 ---	>> 0.002	0.03	0.02	0.02	0.07						
1082 A	208 ---	>>> 0.002	0.05	0.01	0.01	0.06						
1083 A	208 ---	>>> 0.002	0.75	0.41	1.57	3.15						
1084 A	208 ---	>> 0.002	>> 0.01	>> 0.01	0.01	0.03						
1085 A	208 ---	>> 0.002	>> 0.01	>> 0.01	< 0.01	0.01						
1744 A	208 ---	> 0.002	< 0.01	< 0.01	< 0.01	0.03						
1745 A	208 ---	0.002	0.17	0.18	0.17	0.58						
1746 A	208 ---	0.002	< 0.01	< 0.01	< 0.01	0.02						
1747 A	208 ---	0.002	0.01	0.01	0.02	0.03						
1748 A	208 ---	0.002	0.04	0.16	0.06	0.09						
1749 A	208 ---	0.002	0.11	0.06	0.16	0.16						
1750 A	208 ---	0.004	0.03	0.09	0.03	0.04						
1761 A	208 ---	0.006	0.12	1.30	0.03	0.06						
1762 A	208 ---	> 0.002	< 0.01	0.03	< 0.01	0.02						
1763 A	208 ---	0.004	0.11	1.44	0.03	0.05						
1764 A	208 ---	0.002	0.03	0.03	0.06	0.13						
1765 A	208 ---	0.002	0.03	0.01	0.04	0.04						
1766 A	208 ---	0.002	< 0.01	0.04	0.01	0.04						
1767 A	208 ---	0.002	0.01	0.02	0.01	0.04						
1768 A	208 ---	0.002	0.04	0.02	0.05	0.09						
1769 A	208 ---	0.002	0.02	0.01	0.03	0.04						
1770 A	208 ---	0.002	< 0.01	>> 0.01	>> 0.01	0.02						
1771 A	208 ---	0.002	0.01	>> 0.01	>> 0.01	0.02						
1772 A	208 ---	0.002	0.02	0.02	0.04	0.03						
1773 A	208 ---	0.002	0.13	0.26	0.24	0.38						
1774 A	208 ---	>> 0.002	0.03	>> 0.01	0.06	0.06						
1775 A	208 ---	0.002	0.01	>> 0.01	0.04	0.04						



092797

APPENDIX F

1989 DRILL LOGS

GUIDE TO DRILL LOGS

ROCK NAMES

<u>Symbols</u>	<u>Rock Name</u>
QMPH	quartz sericite phyllite
QMPH'	quartz sericite phyllite with quartz eyes
QGPH	quartz graphite phyllite
CLPH	chlorite phyllite
CARB	carbonate quartz chlorite phyllite
QZIT	quartzite
LIMS	limestone
MSSX	massive sulphides (SMSX - semi-massive sulphides)
QZVN	quartz vein
CASN	casing

ROCK DESCRIPTIONS

- QMPH - Pale gray to pale green, 30-60% quartz, 30-50% sericite, 3-10% carbonate, variable amounts of chlorite and carbonaceous material.
- QMPH' - A variety of the quartz sericite phyllite with 10-20% bluish quartz augens (quartz eyes), 2-3 mm across.
- QGPH - Distinctive unit having sharp contacts with other units. Black with up to 50% quartz and 50% black carbonaceous material. Up to 10% visible pyrite crystals (up to 10 mm across).
- CLPH - Pale green, chloritic schist. Thin bedded to massive, contains minor amounts of muscovite, quartz and carbonaceous and calcareous material.
- CARB - Carbonate quartz chlorite phyllite. Pale green when fresh, weathers to a pale orange color. 50-60% carbonate (ankerite?), up to 30% greenish sericite (frequently mistaken for chlorite?) and 20% quartz.
- QZIT - Light gray, thin bedded to massive, contains minor amounts of sericite, chlorite, carbonaceous and calcareous material. Interbeds of QGPH can be common.
- LIMS - Brecciated black, siliceous limestone with white quartz matrix.
- MSSX - Massive pyrite with variable amounts of chalcopyrite, sphalerite and galena. Occasionally with a banded appearance.
- QZVN - White bull quartz vein.

SYMBOLS

Mode of Occurrence

M - massive sulphide
D - disseminated
BN - Banded
V - veinlet
B - blebby

Alteration Intensity

W - weak
M - moderate
S - strong
P - pervasive

ABBREVIATIONS

Ca - calcite, carbonate
Carb - carbonate
Cl, chl, chlor - chlorite
Cp, cpy - chalcopyrite
Dissem - disseminated
Fe - iron
Fol - foliated
Gl, gal - galena
Gr, graph - graphite
Mod - moderate
Mu - muscovite, sericite
Po - pyrrhotite
Py - pyrite
Qz, qtz - quartz
Ser - sericite
Sl, sph - sphalerite

Elevation _____ Drill contractor _____ Logged by _____ Total depth _____
 Coordinates _____ Hole started _____ completed _____ Core size _____

Survey Depth	Collar
Dip	
Azimuth	

Visual	From (m)	To (m)	% Recov.	Rock Name	Comments	Sulphides (%)					Alteration					Sample Number	Assay Interval	Assay Results						
						Py	Cp	Po	Sl	Gl	Cl	Mu	Gr	Ca	Qz			Cu (%)	Pb (%)	Zn (%)	Au (oz./t)	Ag (oz./t)		
	85.21		74	CARB	See 80.82																			
			34	QSPH	Moderate graphite, some chlorite, 5% diss. py crystals	H D					M		M	W										
		86.91																						
			16	CARB	See 80.85																			
		87.48																						
			03	QZL/ FAUL	Medium gray, 10% recovery									M										
		90.53																						
			42	FAUL	Mud seam, shattered																			
		91.35			qtz-ser-chl-carb schist, 10-20% yellow carb,																			
				QMPH/ CARB	2% diss. py blebs	Z B					M	M	M											
		93.12																						
			66		Alternating bands of CARB and highly Py-rich																			
				CARB	QSPH (10%, 3-5mm crystals)																			
					QSPH bands - 93.42-93.64, 94.63-95.10, 95.34-95.40, 95.72-95.91, 96.07-96.11, 96.28-96.32, 96.52-96.62	10 D					S	M	S	M										
		96.62																						
			87		qtz-chlorite-sericite schist,																			
				CLPH/ QMPH	Pale green							S	M											
			98																					
			100																					
		103.96																						
				QMPH	chloritic, occasional graphitic bands, 10% yellow carb									M	M	M	M							

Elevation _____ Drill contractor _____ Logged by _____

Total depth _____

Coordinates _____ Hole started _____ completed _____

Core size _____

Survey Depth	Collar
Dip	
Azimuth	

Visual	From (m)	To (m)	% Recov.	Rock Name	Comments	Sulphides (%)										Sample Number	Assay Interval	Assay Results					
						Alteration												Cu (%)	Pb (%)	Zn (%)	Au (oz./t)	Ag (oz./t)	
						Py	Co	Po	Si	Gl	Cl	Mu	Gr	Ca	Oz								
	125.88		82	QGPH	see 119.84 m																		
		126.50	77	CARB	chl-qtz-yellow carb, QGPH-126.04-126.24	3D						S	W	M	M								
			100	QGPH	see 119.84 m																		
	128.45	129.70	85	CARB	qtz-carb-ser-chl	8D						M	M	M									
				QGPH	see 119.84																		
	130.58	130.75	82	FAUL	highly broken QGPH									S									
		131.50		QGPH	see 119.84																		
		131.95		CARB	chl-qtz-carb, pale green, 20-30% yellow carb							S	W	M									
	132.50	132.88	100	QGPH	entrapped quartz veining, 5% 2-5mm, Py crystals	5D						M	S										
		132.88		CARB	see 131.50																		
		133.38		QGPH	strong graphite, black, 5% py blebs	5R								S									
		133.51		CARB	see 131.50																		
		135.56	84	QGPH	strong graphite, black, 5% py blebs									W	S								
				FAUL	shattered QGPH									S									
	136.25	136.90	61	QGPH	strong graphite, convoluted foliation/banding	1D								S	W								
		137.77		FAUL	shattered QGPH + quartz vein																		
				QGPH	strong graphite, pinstripe quartz, highly broken (2-5 cm blocks), 5-10% diss, 3-5mm, Py cubes	8D								M	S	W							
	138.70		83	QGPH	Discontinuous previous interval, less broken (3-15 cm blocks) less py	4D								M	S								
	140.26	141.40	96	CARB	qtz-carb-chl-ser, pale green, 20% yellow carb									M	S	M							
					Broken (1-5 cm blocks), strong graphite,																		
		143.42	57	QGPH	4% fine disseminated Py	4D								M	S								
					less broken (4-15 cm blocks), 3% diss. Py and																		
			80	QGPH	Py bands	3D									W	S							

Elevation _____ Drill contractor _____ Logged by _____ Total depth _____

Coordinates _____ Hole started _____ completed _____ Core size _____

Survey Depth	Color
Dip	
Azimuth	

Visual	From (m)	To (m)	% Recov.	Rock Name	Comments	Sulphides (%)					Alteration					Sample Number	Assay Interval	Assay Results				
						Py	Cp	Po	Si	Gl	Cl	Mu	Gr	Ca	Qz			Cu (%)	Pb (%)	Zn (%)	Au (oz./t)	Ag (oz./t)
			34																			
			56	QzPH	See 143.43																	
			85																			
	151.45	151.70		QzPH CARB	Broken (<2 cm blocks) qtz-carb-chl and graphite bands, 2% diss py	2					M	M	M	M								
	152.30		82	QzPH	Pinstripe qtz and ser, moderate to strong graphite, 2% fine diss. py	2						M	M									
	154.70		89	FAOL	Highly broken QzPH first half, shattered QzPH last half							M	S									
	157.06		72	QzPH	Pinstripes qtz-ser, moderate to strong graphite, 3-5% fine diss.	3						M	M									
	160.90		77		Pinstripe quartz, ~10% disseminated py.																	
			75	QzPH	Broken (3-8cm blocks)	10						W	S									
	164.35 165.12			QzPH	Mod. graph., CARB first 10cm	1						S	M	W								

Elevation _____

Drill contractor _____

Logged by _____

Total depth _____

Coordinates _____

Hole started _____

completed _____

Core size _____

Survey Depth	Collar
Dip	
Azimuth	

Visual	From (m)	To (m)	% Recov.	Rock Name	Comments	Sulphides (%)					Alteration					Sample Number	Assay Interval	Assay Results				
						Py	Co	Po	SI	GI	Cl	Mu	Gr	Ca	Qz			Cu (%)	Pb (%)	Zn (%)	Au (oz/t)	Ag (oz/t)
				QMPH	see 382.01																	
		387.42	98		Increasing graphite last 2 m.																	
				QSPH	Sericitic first 1 m., strongly graphitic 5-10% py	10						WS			1126A	3.23	.03	.01	.02	<.002	<.01	
		391.65	100																			
			100	QSPH	More sericitic, less graphite than prev. interval; little or no pyrite							MM										
			98																			
		390.5	92	QSPH	Sericitic, broken, moderate graphite							MM										
		400.62	85	QSPH	2% 4mm angular black limestone fragments at 399.31 Moderate to strong graphite, some sericite, 5% dissem. PY.	4						MS										
		402.15	82	QSPH	Moderate graphite, sericitic, broken, abundant small scale folding																	
		403.88	87	QSPH	ditto prev., less broken, resembles folded-interbedded QZIT + QSPH.																	

Elevation 1451.07m

Drill contractor E. Caron

Logged by M. MacLellan

Total depth 400.51m

Coordinates 99, 844.01 N, 100, 089.29 E Hole started 6/24/89

completed 7/03/89

Core size NQ

Survey Depth	Collar	108.20m	233.17m	343.20m
Dip		-60°	-57°	-51°
Azimuth		354°	348°	355°

Visual	From (m)	To (m)	% Recov.	Rock Name	Comments	Sulphides (%)					Alteration					Sample Number	Assay Interval	Assay Results																			
						Py	Co	Pa	Si	Gl	Cl	Mu	Gr	Ca	Oz			Cu (%)	Pb (%)	Zn (%)	Au(oz./t)	Ag(oz./t)															
	0	3.05		CASN																																	
		3.05	0																																		
		5.50	50		Graphite bands, abundant reddish carb., Highly broken (<3cm)										M	M																					
		11.39	86	QZIT	Moderate sericite, graphite, carb. occasional, 3-5 cm, quartz-carb. veins										M	W	M																				
		14.33	51	QZIT	Highly broken, <1cm										M																						
		14.94	67	QMPH	qtz-ser-graph, carb										M	M	M																				
		16.90	26	QZVN	Bull white quartz, 5%, 2-5 mm, limonite filled vesicles and fractures																																
		18.89	92	QZIT	Interbedded QMPH + QZIT, 10% limonite specks and blebs (oxidized PY?); Medium grey										M	S	M																				
		20.82	33	QZIT	Highly broken																																
		20.82	33	QZIT	Massive, medium grey, fine-grained											W	W	W																			
		20.82	97		Inter-bedded with QMPH;																																
		20.82	90	QZIT	Qtz vein - 18.89 - 19.22 5-10% reddish oxide																																
		20.82		QZIT	See log																																

1°
 1°
 5°
 7°
 7°
 1°

Elevation _____ Drill contractor _____ Logged by _____ Total depth _____

Coordinates _____ Hole started _____ completed _____ Core size _____

Survey Depth Collar _____
Dip _____
Azimuth _____

Visual	From (m)	To (m)	% Recov.	Rock Name	Comments	Sulphides (%)					Alteration					Sample Number	Assay Interval	Assay Results				
						Py	Cp	Po	Si	Gl	Cl	Mu	Gr	Ca	Oz			Cu (%)	Pb (%)	Zn (%)	As (oz/t)	Ag (oz/t)
			62	QZIT	Interbanded with Q&PH, vuggy quartz veins, (5cm thick)																	
			86																			
			85																			
			52																			
	69.19		93	CARB	Qtz-chlor-carb; 30% yellow carb.																	
	70.22		46	QZIT	Pale grey, massive																	
	72.45		83	CARB	See 69.19m																	
	74.37		100	Q&PH	Interbanded Q&PH & CARB							M	M	S								
	75.05																					
			89	CARB	Qtz-ser-carb, 30-40% white carbonate								S		M							
	77.47		70																			
			99	Q&PH	Strong graph, moderate sericite, 8% dissem., 3-5 mm, PY crystals									M	S							

75
70
65
60
55
50
45
40
35
30
25
20
15

Elevation _____ Drill contractor _____ Logged by _____ Total depth _____

Coordinates _____ Hole started _____ completed _____ Core size _____

Survey Depth _____ Collar _____
 Dip _____
 Azimuth _____

Visual	From (m)	To (m)	% Recov.	Rock Name	Comments	Sulphides (%)					Alteration					Sample Number	Assay Interval	Assay Results				
						Py	Cp	Po	SI	GI	CI	Mu	Gr	Ca	Oz			Cu (%)	Pb (%)	Zn (%)	Au (oz./t)	Ag (oz./t)
				QSPH	see 77.47m																	
		82.06	92																			
			95	CARB	chl-qtz-ser-carb schist,																	
			89		15-20% yellow carb	I	D				S	S		M								
			97																			
			96																			
			82																			
		96.65	89	QSPH	strong graphite, pinstripe quartz, 3% dissem. py	3	D				W	S										
		99.0	95	QMPH	weak graphite, moderate carbonate						S	W	M									
	100.11 100.98		64	QMPH	highly broken, 15cm quartz vein																	

5
15
75
85
100

Elevation _____

Drill contractor _____

Logged by _____

Total depth _____

Coordinates _____

Hole started _____

completed _____

Core size _____

Survey Depth	Collar
Dip	
Azimuth	

Visual	From (m)	To (m)	% Recov.	Rock Name	Comments	Sulphides (%)					Alteration					Sample Number	Assay Interval	Assay Results				
						Py	Cp	Po	SI	GI	Cl	Mu	Gr	Ca	Oz			Cu (%)	Pb (%)	Zn (%)	Au (oz./t)	Ag (oz./t)
		101.77	57	CARB	Qtz-chl-carb-ser							M	S		M							
		102.41		FAULT	highly broken QGPH & QMPH																	
		92																				
				QGPH	graphitic, quartz pinstriping, sericitic, 3% dissem. py	3	D					W	S		M							
		99																				
		110.35																				
		111.07		QGPH	Highly broken, possible fault								S									
		91		QGPH	see 102.41 m																	
		112.55		CARB	Qtz-ser-carb-chlor schist, 30-40% calcite							S		S								
		114.80																				
		115.20	99	QGPH	strong graphite, 5% py blebs	5	B						S									
		115.74		CARB	see 112.55																	
				QGPH	Strong graphite, 30% quartz and sericite, 5%, 5mm, py crystals	5	D					W	S		M							
		118.62																				
		119.77		CARB	Qtz-chl-ser-carb							M	M		M							
		95		QGPH	Strong graphite, 40+ % quartz and sericite strips	5	D					M	S		M							

Elevation _____ Drill contractor _____ Logged by _____ Total depth _____

Coordinates _____ Hole started _____ completed _____ Core size _____

Survey Depth	Collar
Dip	
Azimuth	

Visual	From (m.)	To (m.)	% Recov.	Rock Name	Comments	Sulphides (%)					Alteration					Sample Number	Assay Interval	Assay Results									
						Py	Cp	Po	Si	Gl	Cl	Mu	Gr	Ca	Oz			Cu (%)	Pb (%)	Zn (%)	Au (oz/t)	Ag (oz/t)					
				QSPH	see 119.77m																						
			96																								
			95																								
	128.43			GARB	qtz-ser-carb; 30-40% calcite							S		S													
		124.02			Moderate to strong graphite, moderate quartz and sericite, 8%, 2-5mm, py crystals in relatively discrete bands. (2-10cm)																						
			89	QSPH																							
		132.07			Moderate to strong graphite; weak to moderate quartz and sericite,																						
			64	QSPH																							
			85		<1% PY, highly broken (<10 cm blocks)																						
		136.80																									
			99																								
				QSPH	As. Prev., less broken (3-30 cm blocks) more quartz and sericite																						
			97																								

80° ↑
70° ↘
60° ↑
45° ↘
35° ↘
70° ↑
25° ↘
45° ↘
45° ↘
80° ↑
75° ↘
75° ↑

ARCHER, CATHRO & ASSOCIATES (1981) LIMITED

PROJECT

PROPERTY

HOLE NO. 89-35 Page 8 of 20

Elevation _____

Drill contractor _____

Logged by _____

Total depth _____

Coordinates _____

Hole started _____

completed _____

Core size _____

Survey Depth	Collar	
Dip		
Azimuth		

Visual	From (m)	To (m)	% Recov.	Rock Name	Comments	Sulphides (%)				Alteration					Sample Number	Assay Interval	Assay Results				
						Py	Cp	Po	Si	Gl	Cl	Mu	Gr	Ce			Oz	Cu (%)	Pb (%)	Zn (%)	Au (oz/t)
			97	QGPH	see 136-80																
		144.92																			
			97	QGPH	Moderate to strong graphite, 40-60% quartz and sericite 2-5%, 3mm, PY crystals	3	D			M	S		M								
			97																		
		152.70	98	QGPH	Moderate graphite, 40-50% quartz and sericite several 5cm, CARB bands 5-10%, 5-10mm, PY blebs	8	B			M	S	W	M								
		154.93																			
			22	FAW	Shattered QGPH							M	S								
			59																		
		159.23	34																		
			70	QGPH	Strong graphite, ~50% quartz 2% PY, highly broken (<5cm blocks)	2	D			M	S		M								

Elevation _____ Drill contractor _____ Logged by _____ Total depth _____

Coordinates _____ Hole started _____ completed _____ Core size _____

Survey Depth	Collar	
Dip		
Azimuth		

Visual	From (m)	To (m)	% Recov.	Rock Name	Comments	Sulphides (%)					Alteration					Sample Number	Assay Interval	Assay Results									
						Py	Cp	Po	Sl	Gl	Cl	Mu	Gr	Ca	Ox			Cu (%)	Pb (%)	Zn (%)	Au (oz/t)	Ag (oz/t)					
			87	QSPH	see 175.36																						
	184.84	185.45	88	QSPH	As. Prev., more highly broken (< 5cm)							M	M	M													
	186.24			QMPH	Qtz-sericite, moderate calcite, convoluted foliation							S		M													
			96	QSPH	Moderate graphite, 60-70% Qtz-sericite								M	M	M												
	191.08		68	QSPH	Strong graphite,																						
	193.04		95		30-40% quartz and sericite. 8% dissem. py								M	S	M												
			97	QSPH	Moderate graphite, several, 3-5 cm, CARB bands 60% quartz and sericite 3% dissem. py.																						
	198.30		93	QMPH	Qtz-ser-graph. schist and quartz veins																						
	200.35			QMPH	see over																						

20
40
60
80
100
120
140
160
180
200

Elevation _____ Drill contractor _____ Logged by _____ Total depth _____

Coordinates _____ Hole started _____ completed _____ Core size _____

Survey Depth _____ Collar _____
 Dip _____
 Azimuth _____

Visual	From (m)	To (m)	% Recov.	Rock Name	Comments	Sulphides (%)					Alteration					Sample Number	Assay Interval	Assay Results				
						Py	Cp	Ps	Sl	Gl	Cl	Mu	Gr	Ca	Oz			Cu (%)	Pb (%)	Zn (%)	Au(oz./t)	Ag(oz./t)
				QGPH	see 219.42m																	
		222.52	100	QGPH	Moderate to strong graphite, 60-70% quartz and sericite	S					M	M		M								
		225.28	98		5% py stringers very low angle S ₁																	
				QGPH																		
		229.73	100																			
		230.32	100	CLPH	chlorite and several, 5cm. quartz veins, 3% diss. py	S					S	M										
						D																
			100	QGPH	Moderate graphite, 60-70% quartz and sericite						M	M		M								
			98		2% dissem. py																	
			100																			

Elevation _____ Drill contractor _____ Logged by _____ Total depth _____

Coordinates _____ Hole started _____ completed _____ Core size _____

Survey Depth	Collar
Dip	
Azimuth	

Visual	From (m)	To (m)	% Recov.	Rock Name	Comments	Sulphides (%)					Alteration					Sample Number	Assay Interval	Assay Results				
						Py	Cp	Po	Si	Gl	Cl	Mu	Gr	Ca	Qz			Cu (%)	Pb (%)	Zn (%)	Au (oz/t)	Ag (oz/t)
				QGP	see 230-32 m																	
		242.41		94 QMPH	qtz-ser, Pale grey							S			S							
		244.85		QMPH	Highly broken																	
		245.12		QGP	Strong graphite, 5-8% Py, black, pinstripe quartz	6							S									
		246.07		QMPH	qtz-ser, Pale grey, ± weak graphite							S			S							
		246.71	97	QGP	see 245.12 m																	
		247.16		QMPH	see 24607m																	
		248.40		84 QGP	Interbedded QGP and QMPH Strong graphite, moderate sericite							M	S									
		250.68		QMPH	qtz-sericite, Pale grey							S			S							
		252.52	100																			
			54	QGP	Moderate to strong graph 50-60% quartz and sericite	3							M	M	M							
			98		2-5% Py																	
			94																			

Elevation _____ Drill contractor _____ Logged by _____ Total depth _____
 Coordinates _____ Hole started _____ completed _____ Core size _____

Survey Depth Collar _____
 Dip _____
 Azimuth _____

Visual	From (m)	To (m)	% Recov.	Rock Name	Comments	Sulphides (%)					Alteration					Sample Number	Assay Interval	Assay Results							
						Py	Cp	Po	SI	GI	CI	Mu	Gr	Ca	Oz			Cl	Ms	Gr	Ca	Oz	Cu(%)	Pb(%)	Zn(%)
			95	QGP	see 252.32m																				
			100																						
	266.95	267.40	66	QGP	Moderate to strong graph., several, 5cm. Qtz veins, sheared contact with QMPH	2							M	M	M										
			79	QMPH	Qtz-ser ± chl., 20% ivory carbonate first metre								W	S	W										
	269.60	270.36		QMPH	Bull white quartz, sericitic bands, ivory carbonate blebs										W										
			100	QMPH	see 267.40m no carbonate, occasional graphitic bands								S	W											
		273.16																							
			98	QMPH CARB	Qtz-ser, 20-30% yellow-white carb.								S		M S										
	276.76		89	QMPH	Qtz-ser, weak ivory carb?								S		S										
	278.79			QMPH	Highly broken																				
	279.51			QMPH	see 276.76m																				
	279.80		32	QGP	Moderate to strong graphite, 8-10% dissem. Py	8							M	M											

Elevation _____

Drill contractor _____

Logged by _____

Total depth _____

Coordinates _____

Hole started _____

completed _____

Core size _____

Survey Depth	Collar
Dip	
Azimuth	

Visual	From (m)	To (m)	% Recov.	Rock Name	Comments	Sulphides (%)										Alteration	Sample Number	Assay Interval	Assay Results					
																			Cu (%)	Pb (%)	Zn (%)	Au (oz/t)	Ag (oz/t)	
						Py	Cp	Po	Si	Gl	Cl	Mu	Gr	Co	Oz									
				QMPH	qtz-ser, 20% ivory carbonate, (Fe-carb?)									S		M	S							
	322.06		93	QGPH QMPH	Borderline between QGPH and QMPH, more graphitic toward end,	2	D							S	M									
			100		Moderate graphite, Moderate to strong sericite, 60-70% quartz, 2% fine diss PY																			
	326.63			QGPH	30% py, first 20cm, Moderate graphite, moderate to strong sericite	10	BN							M	M	M	1135A	3.05m	.12	.23	.46	.002	.20	
			100		overall - 10% banded PY, ± CPY																			
	329.62			QMPH	Strong sericite, several, 10-15cm, graphitic bands 5% py bands, 20% ivory carbonate	5	BN							S	M	M	1136A	2.40	.13	.19	.38	.004	.15	
			100																					
	332.08			QMPH	Strong sericite, pale to medium grey, weak graphite, 2% dissem. PY	2	D							S			1137A	2.84	<.01	<.01	.02	<.002	.01	
			90	QGPH	Interbanded QGPH, QMPH and MSSX MSSX bands - 334.94-334.97, 335.18-335.20, 335.34-335.44	25	3	BN	D					M	M		1138A	1.08	2.15	1.51	3.15	.014	1.28	
	336.0		88	QMPH	Strong sericite, weak to moderate graphite 3% dissem PY	3	D							S	W	S	1139A	1.37	.06	.07	.14	.002	.07	
	337.37			QMPH	ditto prev.												1140A	1.53	.29	.26	.57	.004	.26	
	338.90		98	QMPH	Sulphide band - 337.68 - 337.77 Interbanded QMPH and QGPH, 5-10% PY bands in QGPH	5	BN							S	M	S	1141A	1.52m	.09	.14	.32	.008	.10	
	340.42			QMPH	qtz-ser, 3% dissem. PY	5	D							S		S								

Elevation _____ Drill contractor _____ Logged by _____ Total depth _____

Coordinates _____ Hole started _____ completed _____ Core size _____

Survey Depth	Collar	
Dip		
Azimuth		

Visual	From (m)	To (m)	% Recov.	Rock Name	Comments	Sulphides (%)					Alteration					Sample Number	Assay Interval	Assay Results				
						Py	Cp	Po	SI	GI	Cl	Mu	Gr	Co	Oz			Cl	Mu	Gr	Co	Oz
				QMPH	See 340.42 m											1142A	2.73m	.04	.04	.08	.002	.04
		343.15	93	QMPH	Strong sericite, 15% dissem py, 2% cpy blebs	15	2					S		S	1143A	1.48	.58	.65	1.27	.004	.47	
		344.63	100	QMPH	Strong sericite, 3% dissem py, Pale grey quartz vein last 20cm	3	D					S		S	1144A	1.87	.02	.06	.09	<.002	.04	
		346.50	92	QMPH	Dark grey, strong sericite weak to moderate graphitic	1	D					S	W									
		347.57			Ball white quartz, 5% ivory carbonate blebs																	
		348.82	100	QZVN	Graphitic blebs																	
			87	QMPH	Strong sericite, occasional graphitic stripes, 5-10% ivory carbonate							S	W									
		352.59	100	LMS	Fractured, black siliceous limestone																	
		352.84	80	QMPH	see 348.82m																	
		354.46		FAUL	shattered QMPH																	
		355.09	62		Moderate graphitic, moderate to strong quartz and sericite (60-70%)	3	D					M	M	M	1145A	2.79	.03	.05	.10	.004	.07	
		357.89	20	QMPH	3% diss py, Highly broken (<4cm blocks)																	
		359.36	74	QMPH / SMSX	Moderate to strong sericite, weak to moderate graphitic 15-20% py, 2% cpy?	15	2					S	M		1146A	1.48	.87	1.20	2.39	.018	1.28	
				QMPH	Strong sericite, occasional	5	5					S	W		1147A	1.04	.20	.28	.57	.011	.33	
		360.50	87		5% py, ± cpy																	
		361.0		QMPH	Strong sericite, MSSX - 360.65-360.67, 360.80-361.0	32	3					S			1148A	0.50	1.32	1.93	3.84	.022	1.54	

Elevation 1396.00 mDrill contractor E. CaronLogged by M. MacLellanTotal depth 304.50 mCoordinates 99,907.24 N, 99,618.26 EHole started 7/03/89completed 7/08/89Core size

Survey Depth	Collar	138 m	225 m	303 m
Dip	-51.5°	-47°	-45°	-45°
Azimuth	358°	360°	358°	349°

Visual	From (m)	To (m)	% Recov.	Rock Name	Comments	Sulphides (%)					Alteration					Sample Number	Assay Interval	Assay Results				
						Py	Cp	Pb	SI	GI	Cl	Mu	Gr	Ca	Oz			Cu (%)	Pb (%)	Zn (%)	Au (oz./t)	Ag (oz./t)
	0	22.86	9																			
		17.07		CASN	QZIT boulders and lithified till																	
		17.98	61																			
			5																			
		20.42																				
			18																			
		22.86	100	QMPH	Greenish-tan, sericite-quartz-graph. Weak calcite						S	W	W									
		24.66	96	QMPH	Moderate to strong graphite, 30% sericite and quartz							S	W									
					Quartz-carbonate veinlets, leached out PY																	
		27.05	88	QMPH	sericite-qtz-chlor-graph.						S	W		1155 A	1.91 m	<.01	<.01	.03	.002	<.01		
		28.96			Some malachite staining at 27.85-27.95																	
			95	QMPH	Moderate graphite, 50% quartz-carb and sericite 2% py								M	M	W							
		32.81																				
			93	QMPH	Qtz-ser, 5-10% ivory carb. Weak graphite								S	W								
		34.32		QMPH	See over																	

Elevation _____ Drill contractor _____ Logged by _____ Total depth _____

Coordinates _____ Hole started _____ completed _____ Core size _____

Survey Depth	Collar
Dip	
Azimuth	

Visual	From (m)	To (m)	% Recov.	Rock Name	Comments	Sulphides (%)					Alteration					Sample Number	Assay Interval	Assay Results				
						Py	Cp	Po	Si	Gl	Cl	Mu	Gr	Co	Qz			Cu (%)	Pb (%)	Zn (%)	As (oz/t)	Ag (oz/t)
					Pale grey																	
			100	QMPH (CARB)	qtz-ser-carb? , grey iron carb?? 5% fine, dissem py	5						S		W		1166A	4.44 m	<.01	.02	.04	.002	.03
	159.20		99		qtz-ser ± carb (iron carb?)																	
				QMPH (CARB)	weak calcite Possible blue quartz eyes 10% dissem. py	10						S		W		1167A	3.86	.01	.04	.05	.002	.03
	163.06		98		qtz-ser ± carb																	
			100	QMPH	5-10% yellow to ivory carb and grey iron carb?? 5% dissem. py	5						S		W		1168A	3.67	<.01	<.01	.05	<.002	<.01
	166.73				qtz-ser, ± grey/green carb? (5%)							S	W	W		1169A	3.40	<.01	.01	.01	.004	<.01
			100	QMPH	± chlor/graph.																	
	170.13			CARB	CARB - QMPH, graph + ser stripes, 30-40% grey carb.	20	1					M	M	S		1170A	1.17	.65	1.66	2.53	.08	3.14
	171.30		100	(SMSX)	20% py bands, - SMSX - 170.13 - 170.24, 171.02 - 171.30	65	8							20		1171A	1.52	1.15	3.20	5.40	.110	2.64
				MSSX	Massive py + cpv + sph with 15-20% carbonate gangue	5	2															
	172.20			CARB	qtz-ser-graph, grey carb banding, 10-15% strongly dissem sulph.							M	W	S								
	172.82				MSSX band - 172.76 - 172.78																	
			98	QMPH	qtz-ser ± carb, 10-15% strongly dissem py ± cpv	15	3					S		W		1172A	1.68	.52	.66	1.27	.036	.50
					5% dissem cpv from 174.20 - 174.50																	
	174.50			QMPH	qtz-ser-graph ± carb, 15% strongly dissem. py + cpv	15	2					S	W	W		1173A	0.90	.52	1.14	1.86	.038	.69

Elevation _____ Drill contractor _____ Logged by _____ Total depth _____

Coordinates _____ Hole started _____ completed _____ Core size _____

Survey Depth	Collar
Dip	
Azimuth	

Visual	From (m)	To (m)	% Recov.	Rock Name	Comments	Sulphides (%)					Alteration					Sample Number	Assay Interval	Assay Results				
						Py	Cp	Po	SI	GI	Cl	Mu	Gr	Ca	Oz			Cu (%)	Pb (%)	Zn (%)	Au (oz/t)	Ag (oz/t)
AVA		195.80	99	MSSX	40% PY + CPY in carbonate gangue Broken black siliceous limestone - 195.40 - 195.80	33 8x	7 D							60 8x	1186A	1.26m	.51	2.17	3.58	.070	1.88	
		197.22		MSSX	Massive PY + CPY + sph	95 M	10 D		5 D						1187A	1.42	2.15	1.72	3.72	.030	1.84	
			94	MSSX	Massive PY + CPY + sph	80 M	10 D		5 D						1188A	1.35	2.90	3.16	6.60	.064	2.51	
		198.57		QMPH (MSSX)	Qtz-ser MSSX bands - 199.38 - 199.58, 199.70 - 199.82, 200.19 - 200.21 MSSX - 199.88 - 200.11	25 BN	5 D		5 D		S			S	1189A	1.76	.93	1.72	3.15	.024	1.63	
		200.33	87	QMPH	Qtz-ser, 5% ivory carb. 5% dissem. PY	5 D					S		W S	1190A	2.31	.09	.18	.33	.002	.12		
		202.64	97	QMPH	Qtz-ser 2% dissem. PY	2 D					S			S	1191A	1.46	.04	.06	.18	.002	.12	
		204.10	93	QMPH	Qtz-ser, 8% ivory carb						S		W S									
		207.10																				
			96	QMPH	Qtz-ser, ± chlor., 5% yellow carb. Possible blue quartz eyes						S			S								
			99		3% diss. PY																	
			100																			

20
18
16
15
14
13
12
11
10

Elevation _____ Drill contractor _____ Logged by _____ Total depth _____

Coordinates _____ Hole started _____ completed _____ Core size _____

Survey Depth	Collar
Dip	
Azimuth	

Visual	From (m)	To (m)	% Recov.	Rock Name	Comments	Sulphides (%)										Sample Number	Assay Interval	Assay Results				
						Sulphides (%)					Alteration							Cu (%)	Pb (%)	Zn (%)	Au (oz./t)	Ag (oz./t)
						Py	Co	Po	Si	Gl	Cl	Mu	Gr	Ca	Qz							
70 45			98																			
				QMPH	see 230.73m																	
			99																			
70 45		243.74																				
			98	QMPH	Qtz-ser-py-carb, weak to moderate dark grey carb?							S	MS									
			98																			
70 45		243.40																				
			100	QMPH	Qtz-ser-py 5% grey carb 3% dissem py							S	WS									
70 45			99																			

Elevation _____

Drill contractor _____

Logged by _____

Total depth _____

Coordinates _____

Hole started _____

completed _____

Core size _____

Survey Depth _____

Collar _____

Dip _____

Azimuth _____

Visual	From (m)	To (m)	% Recov.	Rock Name	Comments	Sulphides (%)					Alteration				Sample Number	Assay Interval	Assay Results				
						Py	Cp	Po	Si	Gl	Cl	Mu	Gr	Cs			Qz	Cu (%)	Pb (%)	Zn (%)	Au (oz/t)
		276.0	49	FAUL	see 273.20																
			89	QSPH	Moderate graphite, 60-70% Qtz-ser 8% dissem, 2-4mm, PY crystals	8							M	M							
			97																		
	281.10	281.27		SABE	qtz - chl - carb								M	M	M						
				QSPH	see 276.0																
		283.10	92																		
				QSPH	Moderate graphite, 60% quartz-ser 5% fine, dissem PY	5							M	M	M						
			92																		
			97																		
		291.69																			
			96	QSPH	Moderate graphite, 60% quartz-ser.								M	M							
			78																		

Elevation 1392.23m

Drill contractor E. Caron

Logged by M. Mac Lellan

Total depth 247.80m

Coordinates 99,951.87N, 99,292.78E Hole started 7/8/89

completed 7/12/89

Core size _____

Survey Depth	Collar	114.91m	247.80m
Dip		-56.5°	-54°
Azimuth		360°	358°

Viewed	From (m)	To (m)	% Recov.	Rock Name	Comments	Sulphides (%)					Alteration					Sample Number	Assay Interval	Assay Results				
						Py	Cp	Po	Sl	Gl	Cl	Mu	Gr	Ca	Qz			Cu (%)	Pb (%)	Zn (%)	As (oz/t)	Ag (oz/t)
	0	8.36		CASN	Casing																	
	6.21		12		Gabbro boulders, chlor/Abt, 3 mm feldspar lathes																	
			8																			
		8.36																				
			48		Qtz-ser schist, 1-3 cm quartz veins, lozenge shaped, quartz blebs, Porous appearance sericite - limonite staining									S								
			89	QMPH																		
			52																			
			72																			
		14.94																				
			34		quartz-sericite, Highly broken to shattered																	
				FAUL	Unbroken from 18.59-19.10m									S								
			10		2% dissem. py crystals																	
			61																			
		20.42																				
			86	CLPH	chlor-quartz-ser, pervasive chlorite with 30% quartz bands/veins occasional, scattered, 2mm, feldspar (?) phenocrysts(?)									S M	M							
		24.28																				
			61	QMPH	See over																	

Elevation _____ Drill contractor _____ Logged by _____ Total depth _____

Coordinates _____ Hole started _____ completed _____ Core size _____

Survey Depth _____ Collar _____
 Dip _____
 Azimuth _____

Visual	From (m)	To (m)	% Recov.	Rock Name	Comments	Sulphides (%)					Alteration					Sample Number	Assay Interval	Assay Results				
						Py	Cp	Po	Sl	Gl	Cl	Mu	Gr	Co	Qz			Cu (%)	Pb (%)	Zn (%)	Au (g/t)	Ag (oz/t)
	25.25	25.52		QMPH FAUL	see below shattered QMPH																	
			99	QMPH	qtz-ser-chlor phyllite, 5% yellow carb. Possible blue quartz eyes						M	S		W	S							
			98	QMPH	qtz-ser-chlor-graph. phyllite, 10% yellow carb. 1% dissem. PY																	
	35.12		82	QMPH	see 24.28m																	
	37.20		95	QMPH																		
			90	QMPH	Sericite-quartz, 10% yellow carb. weak graph., ± chlorite Medium grey colour									S	W	S						
			100		2%, 1mm, dissem. PY																	
			98																			
	44.03			QMPH	qtz-ser ± chlor, Pale grey-green									W	S	S						
	44.86			QMPH	see over																	

Elevation _____

Drill contractor _____

Logged by _____

Total depth _____

Coordinates _____

Hole started _____

completed _____

Core size _____

Survey Depth	Collar
Dip	
Azimuth	

Visual	From (m)	To (m)	% Recov.	Rock Name	Comments	Sulphides (%)			Alteration				Sample Number	Assay Interval	Assay Results						
						Py	Cp	Po	SI	GI	CI	Mu			Gr	Ca	Oz	Cu (%)	Pb (%)	Zn (%)	Au (oz/t)
		45.39		QMPH	Moderate graphite, 40% ser and quartz, 3% dissem. py	3D						M	M								
		47.73	100	QMPH	Qtz-ser ± chlor, pale grey-green, 5% yellow carb, 3% dissem. py	3D						S		W	S						
		48.57		QMPH	Moderate graphite, 60% sericite and quartz, 3% fine dissem. py	3D						M	M	W							
		49.24	100	QMPH	Qtz-ser, 3, 1-2 cm, MSX bands - 48.58, 48.81, 49.23-49.25	15 BN D						S			1196A	0.72 m	.58	.35	.85	.005	.26
		49.80		QMPH	Moderate graphite, 60% qtz and ser, 5% dissem. py crystals	5D						M	M	W							
		51.57	87	QMPH	Qtz-ser, weak graphite, 10% yellow carb							S			S						
				QMPH	Qtz-ser - py																
			93		Medium grey colour, 2% py - interstitial and dissem. crystals	2D						S			S						
			100																		
		59.40			Banded quartz and sericite, stretched and banded																
		61.06	94	QMPH	quartz bands, 3%, 1-2 mm, greenish spots (carb?), 2%, 1-2 mm, py, 5% orange carb.	2D						S		W	S						
			97	QMPH	Qtz-ser, medium grey colour, 5% - yellow - ivory carb, 2%, .1 mm, py	2D						S		W	S						

Elevation _____ Drill contractor _____ Logged by _____ Total depth _____
 Coordinates _____ Hole started _____ completed _____ Core size _____

Survey Depth _____ Collar _____
 Dip _____
 Azimuth _____

Visual	From (m)	To (m)	% Recov.	Rock Name	Comments	Sulphides (%)						Alteration					Sample Number	Assay Interval	Assay Results				
						Py	Cu	Po	SI	GI	Cl	Mu	Gr	Ca	Oz	Cu (%)			Pb (%)	Zn (%)	As (oz./t)	Ag (oz./t)	
			90																				
			95																				
			97	QMPH	Qtz-ser, Pale grey colour																		
					5% ivory carb.																		
					Pale, apple green fracture coating at 135.30-135.50m - epidote?							S			S								
			100																				
			69																				
	137.82		90																				
			76																				
			64		Qtz-ser ± chlor.																		
			96	QMPH	Highly broken (< 5cm blocks)							W	S		S								
			51																				
			44																				
			66																				
			90																				

10'
1'
2'
10'
15'
75'
15'
16'

Elevation _____ Drill contractor _____ Logged by _____ Total depth _____

Coordinates _____ Hole started _____ completed _____ Core size _____

Survey Depth	Collar
Dip	
Azimuth	

Viewed	From (m)	To (m)	% Recov.	Rock Name	Comments	Sulphides (%)					Alteration					Sample Number	Assay Interval	Assay Results				
						Py	Cp	Po	SI	GI	Cl	Mu	Gr	Cs	Qz			S	W	M	M	Cu(%)
			100	QMPH	See 184.01 m																	
		186.23		QMPH	qtz-ser, weak graphite	15					S	W		S	1732A	0.90 m	.16	.49	.96	.002	.31	
		187.13	96	MSSX	Massive py + cpy ± Sphal QMPH band - 187.50 - 187.80	50	10		4					35	1733A	1.05	2.30	2.90	7.16	.011	2.95	
		188.18		QMPH	Moderate graphite, 70% qtz-ser	3					M	M			1734A	1.24	.72	.12	.27	.002	.13	
		189.42			3% cpy bands Qtz-chlor-carb, 20% ivory carb																	
		190.90	100	CARB	banded with QGPH										1735A	1.48	.02	.01	.05	.001	.01	
				QGPH	Moderate graphite, 50% qtz and ser. 2% dissem. py	2					M	M	W	M	1736A	1.73	<.01	<.01	.03	.001	<.01	
		192.63	77		CARB band - 192.24 - 192.45																	
		193.36		MSSX	Qtz vein to 193.0 (2% cpy) MSSX - py ± 5% cpy ± sph.	45	5							45	1737A	0.73	1.22	1.63	3.47	.005	.54	
		194.16	82	QMPH	Qtz-ser, 20% py, 1% cpy	20	1				S			S	1738A	0.80	.38	.32	.79	.026	.18	
		195.22		QMPH	Qtz-ser, weak graphite 3 cm quartz vein 3% dissem. py	3					S	W		S	1739A	1.06	.03	.06	.13	.003	.07	
				QGPH	Moderate graphite, 50% qtz	3					W	M			1740A	1.55	<.01	<.01	.04	.001	<.01	
		196.77	97		3% dissem. py																	
		197.55		CARB	Qtz-chlor-carb, 20% ivory carb 2% coarse py crystals	2					M	M		M								
				98	Moderate to strong graphite, 40% qtz-ser Qtz vein - 199.40 - 199.54, 199.80 - 199.90, 200.25 - 200.32 - vuggy with epidote? (yellow-green clay) filling	3						M	S	M								
					3% dissem. coarse, py crystals																	
		200.96	100	CARB	Qtz-chlor-ser-carb, 20% yellow-ivory carb QGPH band - 201.70 - 201.90						M	M		M								
		202.23		82	Moderate graphite, qtz-ser Highly broken - faulted?																	
		203.10	61	CARB	Qtz-chl-carb, 10% ivory carb py band - 203.50 - 203.55, ± cpy	10	5				S	M		M	1741A	1.40	.06	.42	.79	.003	.28	
		204.50		CARB	ditto Prev., MSSX band - 204.65 - 204.75	10	1				S	M		M	1742A	0.43	.90	2.45	4.78	.051	1.65	

Elevation _____ Drill contractor _____ Logged by _____ Total depth _____

Coordinates _____ Hole started _____ completed _____ Core size _____

Survey Depth	Collar
Dip	
Azimuth	

Visual	From (m)	To (m)	% Recov.	Rock Name	Comments	Sulphides (%)					Alteration					Sample Number	Assay Interval	Assay Results				
						Py	Cp	Po	Si	Gl	Cl	Mu	Gr	Ca	Oz			Cu (%)	Pb (%)	Zn (%)	As (oz/t)	Ag (oz/t)
		205.66		CARB	qtz-shlor-carb, 15% yellow carb, 8% dissem PY	3					S	M		M	M	1743A	0.76	.29	.63	.96	.003	.44
			100	QGPH	Moderate to strong graphite, 40-50% qtz-ser 3% dissem, coarse, PY crystals	3							M	S	W							
			100																			
		213.96		97																		
		214.80		CARB	calcite-qtz-ser, 40% calcite, sericite and quartz, ± chlorite						W	M		S								
			100	QGPH	Moderate to strong graphite 40-50% sericite and quartz 3% dissem PY crystals								M	S	W							
		219.40		72																		
			20	QGPH	Faulted?, Highly broken Moderate graphite, 50-60% qtz-ser								M	M	M							
		221.28																				
			93	QGPH	Moderate to strong graphite, 50% quartz-ser 2% diss PY	2							M	M	M							

Elevation _____

Drill contractor _____

Logged by _____

Total depth _____

Coordinates _____

Hole started _____

completed _____

Core size _____

Survey Depth	Collar
Dip	
Azimuth	

Visual	From (m)	To (m)	% Recov.	Rock Name	Comments	Sulphides (%)			Alteration					Sample Number	Assay Interval	Assay Results								
						Py	Cp	Po	Si	Gl	Cl	Mu	Gr			Ca	Qz	Cu (%)	Pb (%)	Zn (%)	Au (oz./t)	Ag (oz./t)		
			100	QSPH	See 241.71m																			
		247.8																						

70
↓

Elevation 1419.51 m

Drill contractor E Caron

Logged by M. MacLellan

Total depth 422.15 m

Coordinates 99,762.87N, 99,629.89E

Hole started 07/12/89

completed 07/19/89

Core size NQ

Survey Depth	Collar	178 m	304 m	422.15 m
Dip		-53°	-54°	-50°
Azimuth		360°	356°	354°

Visual	From (m)	To (m)	% Recov.	Rock Name	Comments	Sulphides (%)			Alteration					Sample Number	Assay Interval	Assay Results										
						Py	Co	Po	Si	Al	Cl	Mu	Gr			Ca	Ox	Cu (%)	Pb (%)	Zn (%)	Au (oz./t)	Ag (oz./t)				
	0	7.83		CASN	Casing																					
		7.83																								
		9.32	76	QZIT	Pale grey, massive quartzite, quartz bands (orange tinge) abundant calcite veinlets								M													
				QMPH	Qtz-chlor-ser limonitic calcite veinlets								M	M		W	BN									
		10.24		QZIT	Dark grey, massive graphitic/carbonaceous stripes									M												
		11.93																								
		13.17	81	QMPH	Qtz-ser-graph-calcite Qtz-ser-chlor last 40 cm								M	M		S	BN									
			36	QZIT	Medium grey, graphitic stripes calcite veinlets and white quartz bands										W	W										
			20																							
			44																							
			94																							
			74																							
		24.13	89	QMPH	Moderate to strong graphitic, weak ser and chlor (20%) 2% py. crystals								W	W	S											
		25.25																								

80
 80
 5
 55
 55

Elevation _____

Drill contractor _____

Logged by _____

Total depth _____

Coordinates _____

Hole started _____

completed _____

Core size _____

Survey Depth _____ Collar _____
 Dip _____
 Azimuth _____

Visual	From (m)	To (m)	% Recov.	Rock Name	Comments	Sulphides (%)					Alteration					Sample Number	Assay Interval	Assay Results				
						Py	Cp	Pb	SI	GI	Cl	Mu	Gr	Ca	Qz			Cl	Mu	Gr	Ca	Qz
				QZIT	see 13.17m																	
		26.23	97	QZIT	Pale grey, white quartz bands/veins weak calcite veinlets 5% ivory carb.										W	V						
	28.13	28.6		QZPH	Moderate graphite, quartz and quartz veins - 70% 10% py blebs	10								M	S							
		29.11		QZIT	see 26.20m																	
		32.0	98	QZPH	Moderate graphite, 30% Qtz and ser. weak calcite 40%, 3-8 cm, QZIT bands									S	W	V						
		33.50	100	CARB	Qtz-ser-chlor-carb, 20% 1mm, dissem. yellow-ivory carbonate spots, weak graphite stripes 1% PY crystals	1							M	M	M							
		35.06		QZPH	Moderate to strong graphite, one, 10 cm, band of QZIT and one band of Qtz-chlor.									W	S							
			84	QZIT	Dark grey, weak laminations (?) - graphitic - massive, fine grained										W							
			99																			
		40.12	100	QZPH	Qtz-ser-chlor ± carb, 10% dark sericite stripes 5-10% 1mm, yellow-ivory carb spots Brownish, gritty, quartzite band - 42.13-42.33																	
		42.88	100																			
			97	QZPH	Moderate graphite, 40% Qtz-ser several thin CARB bands 10%, 3-6 mm, euhedral PY crystals	10								W	M	W						

Elevation _____

Drill contractor _____

Logged by _____

Total depth _____

Coordinates _____

Hole started _____

completed _____

Core size _____

Survey Depth	Collar
Dip	
Azimuth	

Visual	From (m)	To (m)	% Recov.	Rock Name	Comments	Sulphides (%)					Alteration					Sample Number	Assay Interval	Assay Results				
						Py	Cp	Po	Si	Gl	Cl	Mu	Gr	Ca	Oz			Cu (%)	Pb (%)	Zn (%)	As (oz./t)	Ag (oz./t)
				CARB	See 118.57m																	
	126.74		95	QGPH	Moderate graphite, 40-50% qtz + ser, pinstripe qtz								M	M	M							
	129.38		96		3% PY bands																	
	130.04			CARB	qtz-chlor-ser-carb, 40% yellow carb								S	M	M							
			93	QGPH	Moderate graphite, 50% qtz + ser (1-3 mm bands)									M	M	W						
			96		2-5% dissemin. PY																	
	134.34			CARB	qtz-chlor-carb, 20-30% yellow carb								S	M	M							
	135.04		98	QGPH	see 130.04m																	
	135.99			CARB	qtz-ser-chlor-carb, 30% yellow carb								M	S	M							
	136.35			QGPH	see 130.04m																	
	137.52		100																			
			79	CARB	qtz-ser-carb ± chlor. QGPH bands - 138.35-138.67, 138.86-138.98								W	S	M							
	139.18		57		Moderate graphite																	
			69	QGPH	50-60% qtz + ser (1-3 mm stripes)																	
					Thin CARB bands (qtz-chlor-carb) scattered throughout								W	M	M	W						
			77		Broken (< 8cm blocks)																	
					2% fine, dissemin. PY																	
	144.96		100																			

Elevation _____

Drill contractor _____

Logged by _____

Total depth _____

Coordinates _____

Hole started _____

completed _____

Core size _____

Survey Depth _____ Collar _____
 Dip _____
 Azimuth _____

Visual	From (m)	To (m)	% Recov.	Rock Name	Comments	Sulphides (%)					Alteration					Sample Number	Assay Interval	Assay Results				
						Py	Cp	Po	SI	GI	Cl	Mu	Gr	Ca	Oz			Cu (%)	Pb (%)	Zn (%)	Au (oz./t)	Ag (oz./t)
		185.01																				
			100	QMPH	Quartz-sericite, very weak graphite 5% ivory carb 1% dissem. py	1					S			S								
		189.55	57		Highly broken QGPH and quartz vein																	
		190.85		FAUL	10-15% yellow-green silicate (?) (epidote??) as vug filling and coatings on fracture surfaces									M								
			57	FAUL	Highly broken QGPH, strong graphite 30-40% qtz-ser, 2% dissem py	2								WS								
		192.73	59		strong graphite, 30% quartz bands (1-3mm)	2								WS								
		193.70	66	QGPH	2% fine, dissem py	D								WS								
		194.60		CARB	qtz-ser-carb-chlor, 30% yellow-ivory carb																	
			66																			
				QGPH	see 192.73m																	
			98																			
			95																			
		201.31																				
				CARB	qtz-ser-carb-chlor, 10% dissem. py	10								MM								
		202.60																				
			100																			
		203.93		QGPH	Moderate graphite, 60% ser + qtz 5% yellow carb, 7% dissem. py	7								MMW								
			88	QMPH	Qtz-ser-chl-carb 15-20% ivory carb									WS								

Elevation _____

Drill contractor _____

Logged by _____

Total depth _____

Coordinates _____

Hole started _____

completed _____

Core size _____

Survey Depth	Collar	
Dip		
Azimuth		

Visual	From (m)	To (m)	% Recov.	Rock Name	Comments	Sulphides (%)					Alteration					Sample Number	Assay Interval	Assay Results																						
						Py	Cp	Po	Sl	Gl	Cl	Mu	Gr	Ca	Oz																									
			100																																					
				QMPH	See 295.74m																																			
			99																																					
			100																																					
			98																																					
			100																																					
		313.70		QMPH	qtz-ser, medium grey 10% PY bands							10 BW			5		5																							
		320.07	100																																					
				QMPH	qtz-ser, medium grey																																			
			98																																					

0
10
20
30
40
50
60
70
80
90
100
110
120

Elevation _____ Drill contractor _____ Logged by _____ Total depth _____

Coordinates _____ Hole started _____ completed _____ Core size _____

Survey Depth	Collar
Dip	
Azimuth	

Visual	From (m)	To (m)	% Recov.	Rock Name	Comments	Sulphides (%)										Sample Number	Assay Interval	Assay Results				
						Sulphides (%)					Alteration							Cu (%)	Pb (%)	Zn (%)	Au (oz/t)	Ag (oz/t)
						Py	Cp	Po	St	Gl	Cl	Mu	Gr	Ca	Qz							
		325.40		QMPH	see 320.07m																	
		327.33	98	QZVN	Bull white quartz, chlorite and dark grey sericite blebs, vuggy																	
				QMPH	Qtz-ser	3							S			1772A	1.55m	.02	.04	.03	<.002	.02
		328.98			3% dissem. py																	
		329.90	100	QMPH	Qtz-ser 3% py, 1% sph + gal.	3							S			1773A	1.02	.26	.24	.38	<.002	.13
		331.20		QMPH	Qtz-ser ± chlor								W	S		1774A	1.34	<.01	.06	.06	<.002	.03
		332.06	98	QMPH	as above								W	S		1775A	1.84	<.01	.04	.04	<.002	.01
					Qtz-ser, ± chlor.																	
		335.98	100	QMPH	obvious, 3-4 mm, blue quartz eyes 3-5% py bands	3							W	S		1076A	2.92	.02	.03	.06	.002	.03
				QMPH	Qtz-ser-chlor. 3-5%, 2-3mm, qtz eyes 1-2% sph (± gal), 1% cpy	3	1		2				M	S		1077A	2.34	.11	.11	.17	.006	.08
		338.32	98	QMPH	Qtz-ser-chlor convoluted foliation 3% py, trace sph.	3			1				M	S		1078A	2.14	<.01	.04	.04	.002	.02
		340.46			Qtz-ser-chlor.																	
			96	QMPH	5% py, 3% sph (± gal), 1% cpy	5	1		2	1			M	S		1079A	2.45	.05	.20	.40	.002	.07
		342.91		QMPH	Qtz-ser-chl, 3-5%, 3mm, quartz eyes 3% dissem. py, 1% gal.	3				1			M	S		1080A	1.77	<.01	.03	.06	.002	.01
		344.38	99	QMPH	see over																	

Elevation _____ Drill contractor _____ Logged by _____ Total depth _____

Coordinates _____ Hole started _____ completed _____ Core size _____

Survey Depth	Collar
Dip	
Azimuth	

Visual	From (m)	To (m)	% Recov.	Rock Name	Comments	Sulphides (%)										Alteration					Sample Number	Assay Interval	Assay Results									
						Py		Cp		Po		Si		Gf		Cl		Mu		Gr			Ca		Oz		Cu (%)	Pb (%)	Zn (%)	Au (oz./t)	Ag (oz./t)	
			96	QMPH	Quartz-sericite, Medium grey	3	D								S																	
		369.93	100		3% dissem. py																											
				QZIT	graphitic, thin bedded thin quartz veins/veinlets 8% dissem. py	8	D										M															
		372.15	100																													
			100	QMPH	Quartz-sericite Medium grey										S																	
		378.61	82	QMPH	Quartz-sericite Broken (<10 cm blocks)										S																	
		380.55	30	FAUL	Shattered QMPH																											
		381.61																														
			46	QMPH	Quartz-sericite										S																	
			56		Broken (<5 cm blocks)																											
		383.40																														
			12	FAUL	Shattered QMPH																											
		384.90																														

60
70
80
90
100
110
120
130
140
150
160
170
180

Elevation _____ Drill contractor _____ Logged by _____ Total depth _____

Coordinates _____ Hole started _____ completed _____ Core size _____

Survey Depth	Collar
Dip	
Azimuth	

Visual	From (m)	To (m)	% Recov.	Rock Name	Comments	Sulphides (%)										Sample Number	Assay Interval	Assay Results				
						Alteration												Cu (%)	Pb (%)	Zn (%)	Au(oz/t)	Ag(oz/t)
						Py	Co	Po	SI	GI	CI	Mu	Gr	Ca	Oz							
				QzPH	see 397.65m																	
			95																			
	407.02	407.69		CARB	Qtz-chlor-carb, 2% py	2						S		M								
					Moderate graphite, 50% Qtz-ser	5																
	408.56	409.48	100	QzPH	5% dissem. py	D						M	M									
				CARB	Qtz-ser-chlor-carb, 20% yellow carb							M	M	M								
				QzPH	Moderate graphite, 40% quartz	10						M	M									
	411.92		95		10% dissem. py crystals	D																
				CARB	Qtz-ser-chlor-carb, 30% yellow carb																	
	413.27		100		graphite bands																	
				QzPH	Moderate graphite, 50+ % Qtz-ser	5						M	M	M								
			100		3-5cm quartz veins	D																
					5% dissem. py																	
			97																			
	418.60	419.75		CARB	Qtz-ser-chlor-carb, 20% ivory carb							M	M	M								
			92	QzPH	see 413.27m																	
	422.15			EOH																		

APPENDIX G
TRENCH PLANS AND SECTIONS
89-A, 89-B AND 89-C

ATTITUDES
100/40 N

SANDSTONE
SILTSTONE

CONGLOMERATE

VOLCANIC

CHERT

LIMESTONE
DOLOMITE

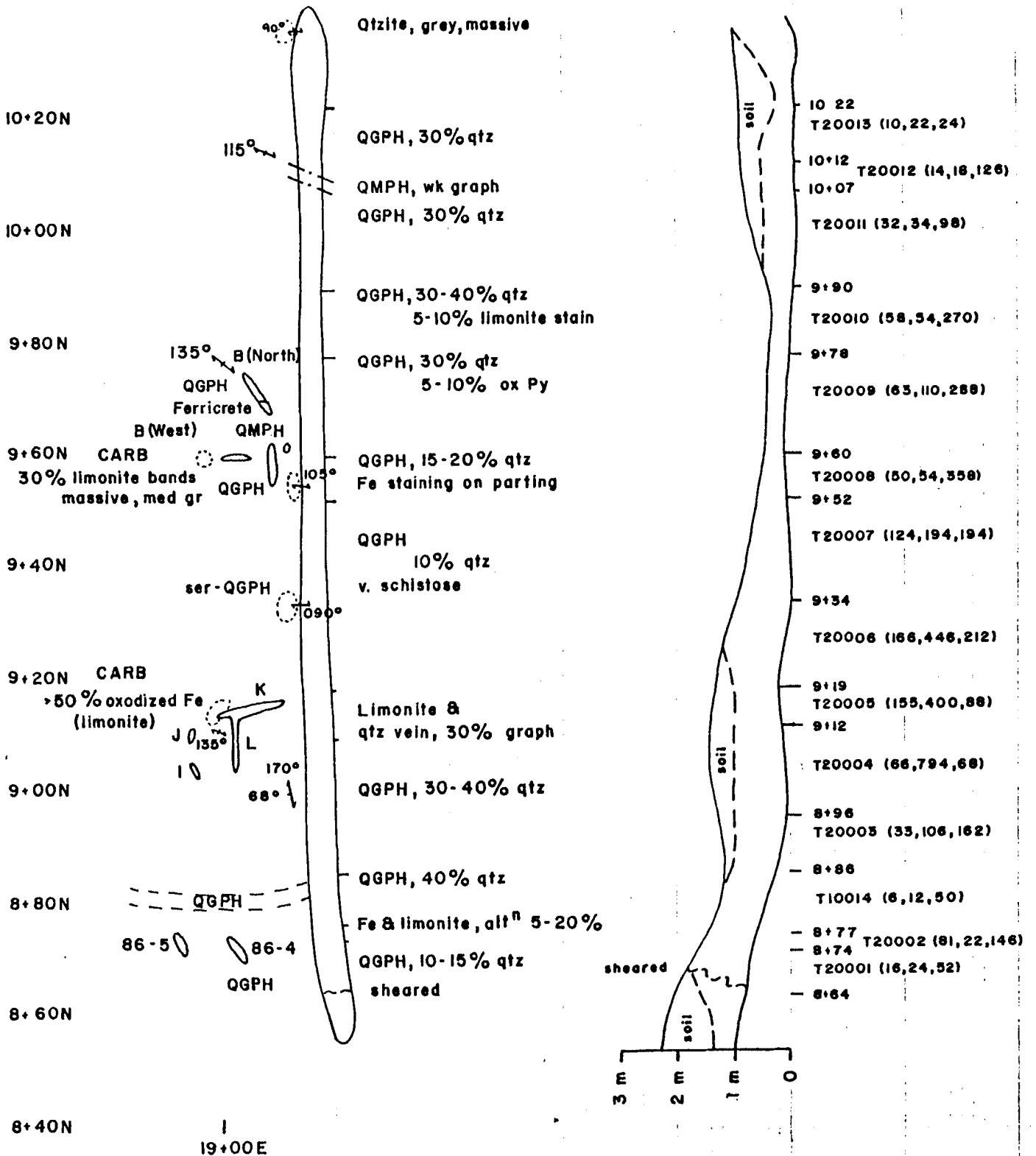
INTRUSIVE

MINERALS

DO NOT WRITE ON OTHER SIDE OR USE COLOURS
SPECIMEN SITE A.B....; OBSERVED GEOLOGY: DEFINED --- INFERRED --- ASSUMED....
JRS, DRAINAGE, NORTH ARROW, LAT/LONG, SAMPLE SITES, WORKING, RAILS, GOSSANS, OBSERVED GEOLOGY: DEFINED --- INFERRED --- ASSUMED....

PLAN VIEW

CROSS SECTION



GEOCHEM: Cu Mo Pb Zn U W ASSAY:

ANAL 10370

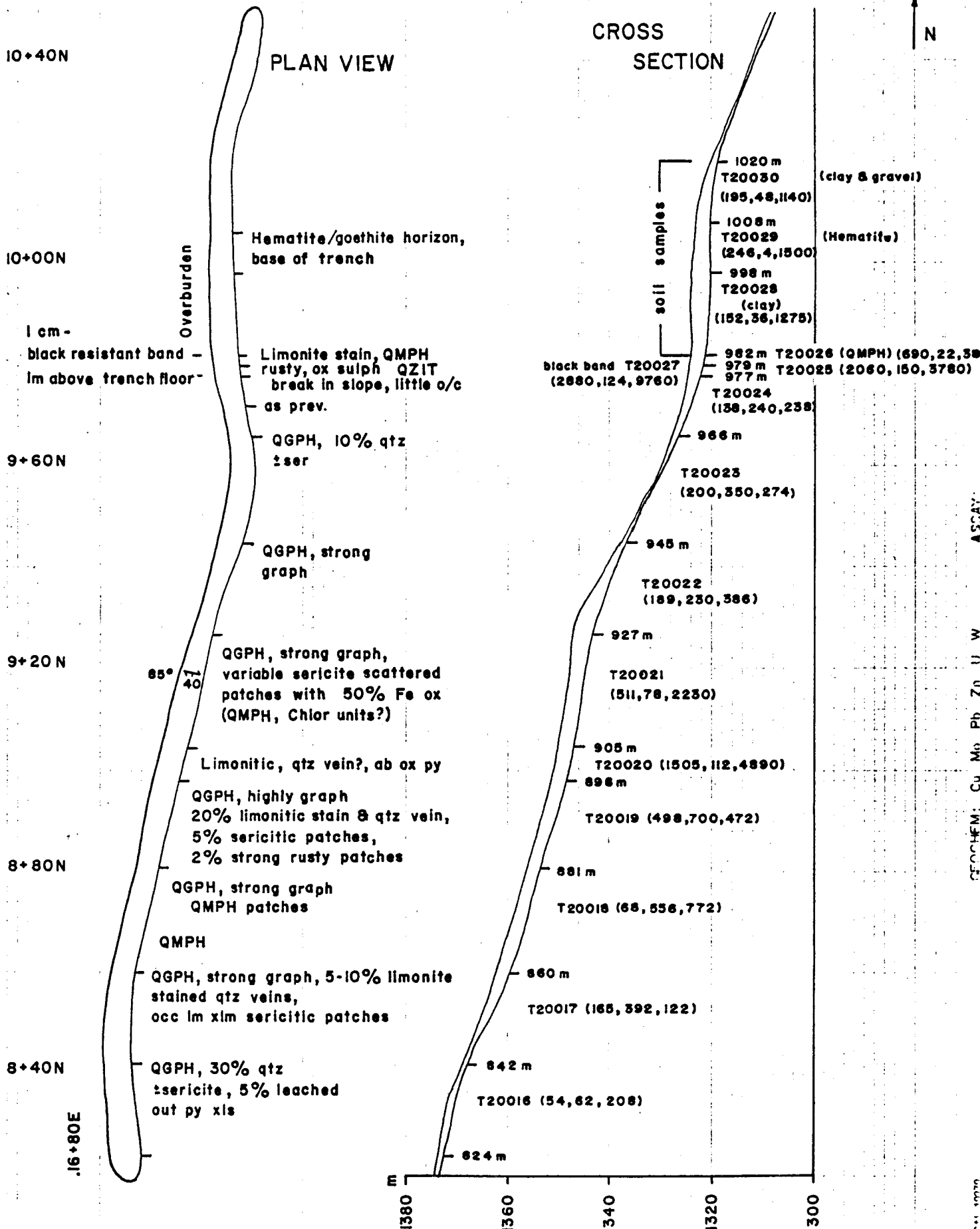
ATTITUDES
100/40 N

SANDSTONE SILTSTONE
CONGLOMERATE
VOLCANIC
SPECIMEN SITE A, B, ...; DO NOT WRITE ON OTHER SIDE OR USE COLOURS

CHERT
SHALE
LIMESTONE DOLOMITE
SILT X SOL. ROCK PAN Δ WATER O

INTRUSIVE
GOSSAN, MINERALS

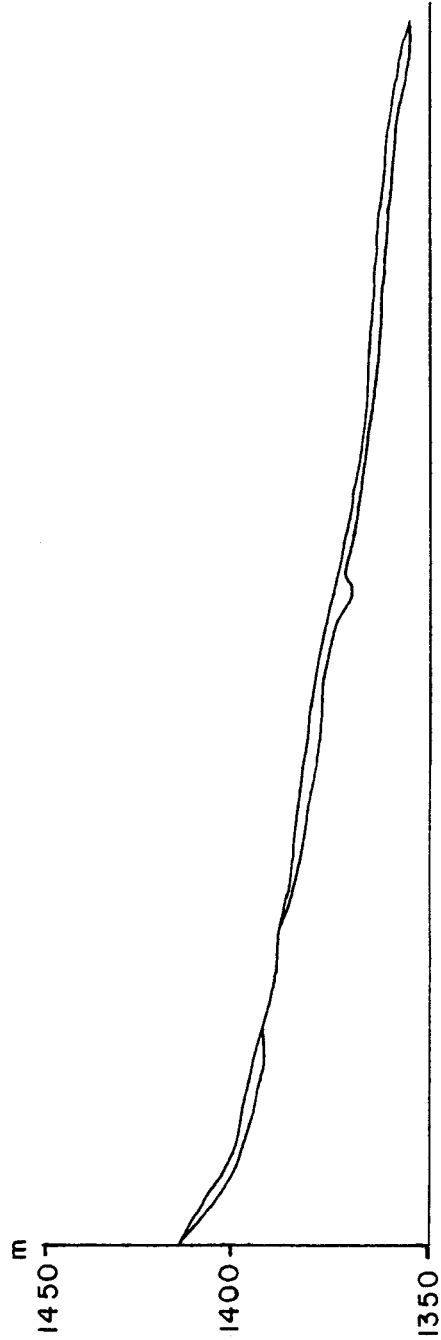
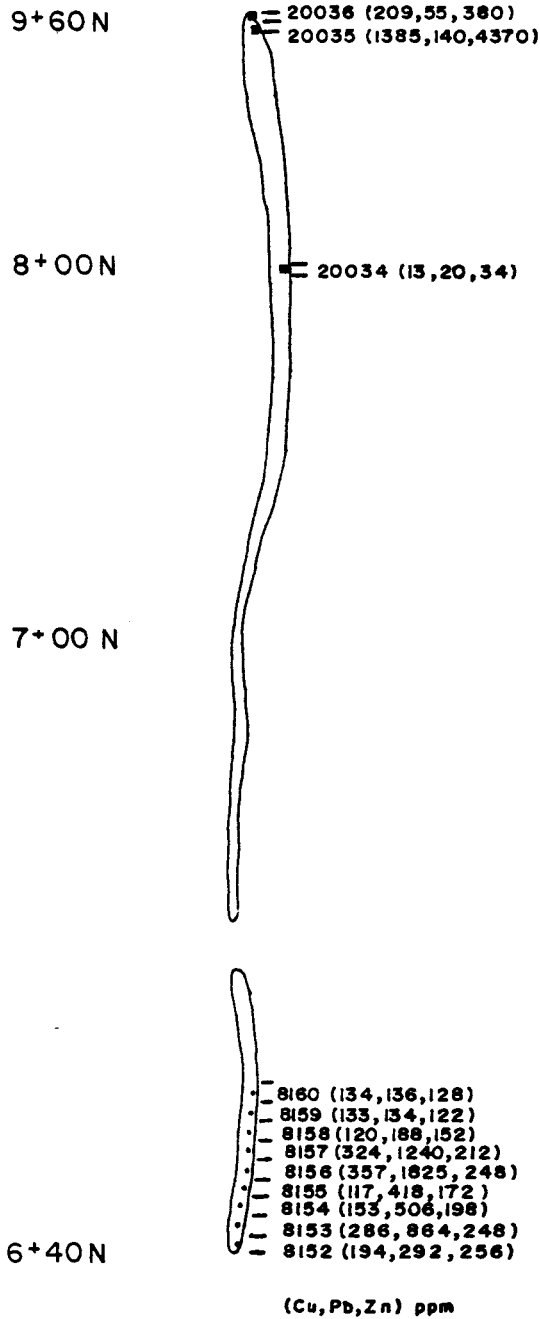
DON'T FORGET CONTOURS, DRAINAGE, NORTH ARROW, LAT/LONG, SAMPLE SITES, WORKINGS, TRAILS, GOSSANS, OBSERVED GEOLOGY: DEFINED --- INFERRED --- ASSUMED.....



Project MARG	NTS 106 D/I	Scale 1:2000	Page 1 of 1	Traverse TR 89-C
Sampler K.Garus	Location, Target (words)		Sample Nos 8152-8160, 20034-36	
Date July 4/89	18+00E, 6+40N to 9+60N photo no.		Cert. Nos A 8924637, 39	

PLAN VIEW

CROSS SECTION



ATTITUDES
100/40 N

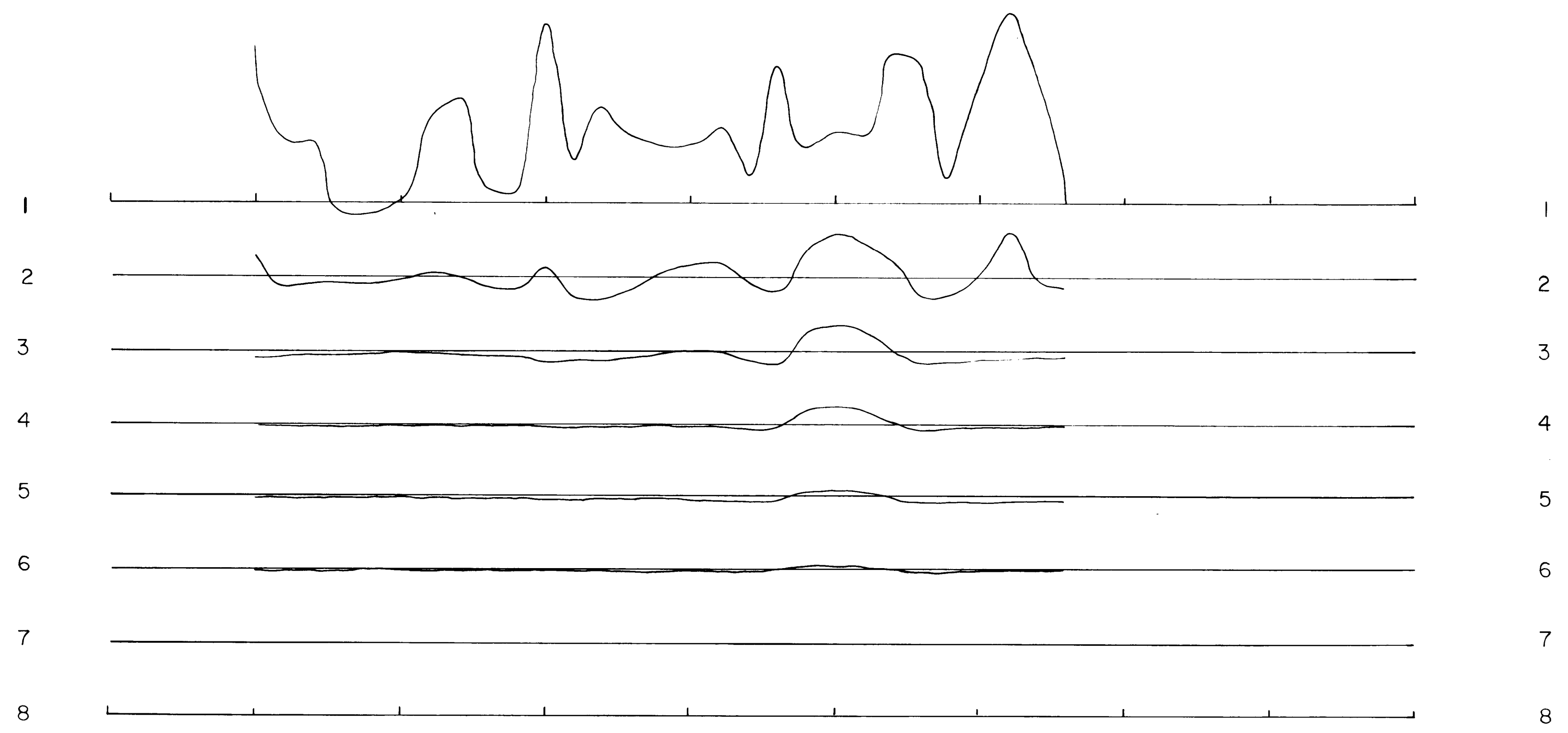
DO NOT WRITE ON OTHER SIDE OR USE COLOURS
SPECIMEN SITE A.B...; DO NOT WRITE ON OTHER SIDE OR USE COLOURS
DON'T FORGET CONTOURS, DRAINAGE, NORTH ARROW, LAT/LONG, SAMPLE SITES, WORKINGS, FRAILS, GOSSANS, OBSERVED GEOLOGY: DEFINED — INFERRED - - - ASSUMED.....

GEOCHEM: Cu Mo Pb Zn U W

ASSAY:

APPENDIX H
GEOPHYSICAL DATA,
MARG AND JANE ZONES;
DELTA GEOSCIENCE LTD.

500 N
600 N
700 N
800 N
900 N
1000 N
1100 N
1200 N
1300 N
1400 N

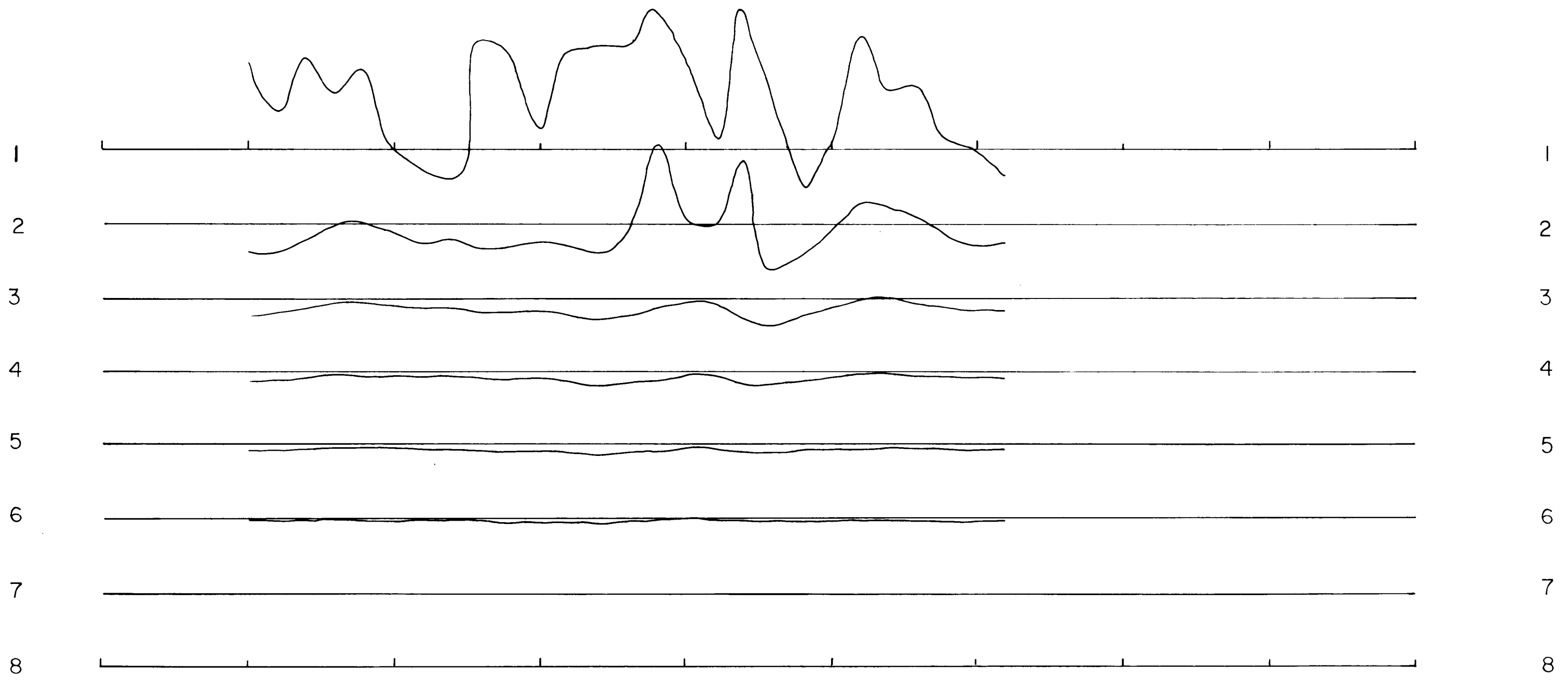


CHANNEL

267/106 D1

MARG PROPERTY
P.E.M. SURVEY
L1820E 092797
YUKON TERRITORY
SCALE 1:2500 DATE 6/89
COIL SEP. 80m TIME BASE 10ms
BASELINE 90 Az.

500 N
600 N
700 N
800 N
900 N
1000 N
1100 N
1200 N
1300 N
1400 N

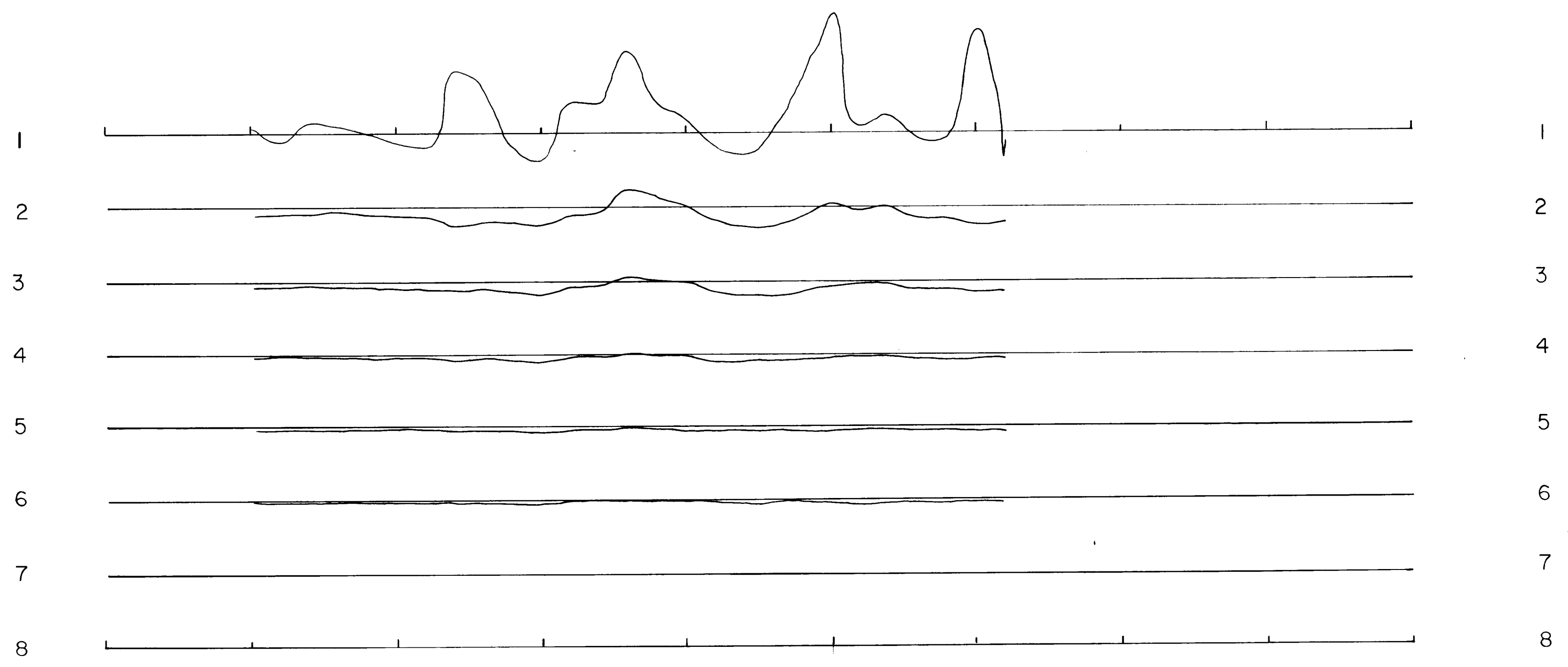


CHANNEL

268 106 D1

MARG PROPERTY
P.E.M. SURVEY
L2040E
YUKON TERRITORY
SCALE 1:2500
COIL SEP. 80m
DATE 6/89
TIME BASE 10ms
BASELINE 90 Az.

500N
600N
700N
800N
900N
1000N
1100N
1200N
1300N
1400N



CHANNEL

269 106 D 1

MARG PROPERTY	
P.E.M. SURVEY	
L2100E	
YUKON TERRITORY	
SCALE 1:2500	DATE 6/89
COIL SEP. 80m	TIME BASE 10ms
	BASELINE 90 Az.

092797

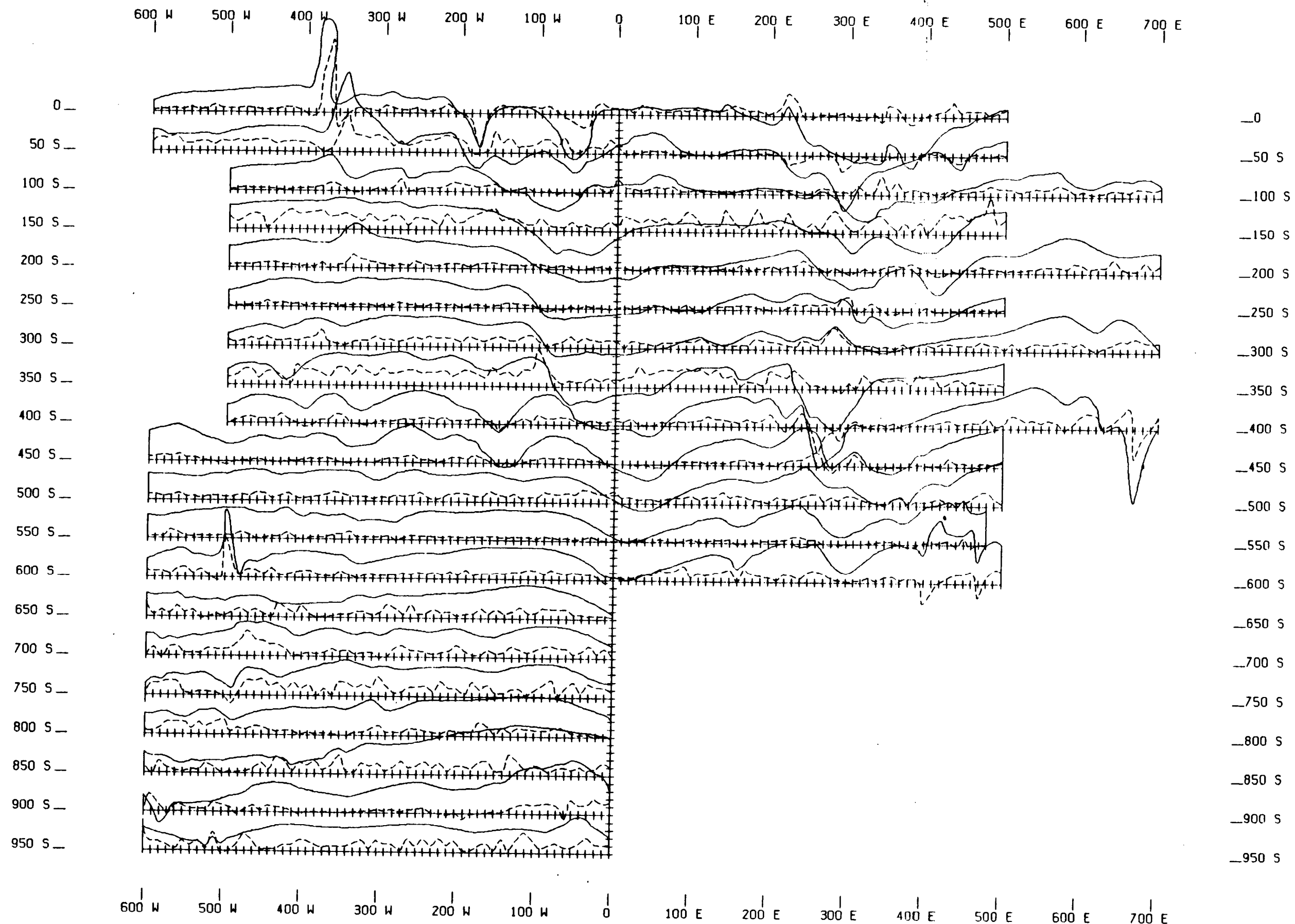
273 106 D1

Archer, Cathro & Assoc.

JANE GRID
Magnetic Profiles

SCALE 1:5000

DELTA GEOSCIENCE LTD.



solid line - total field
dotted line - gradient
BASE FIELD = 58000 gammas
July 1989

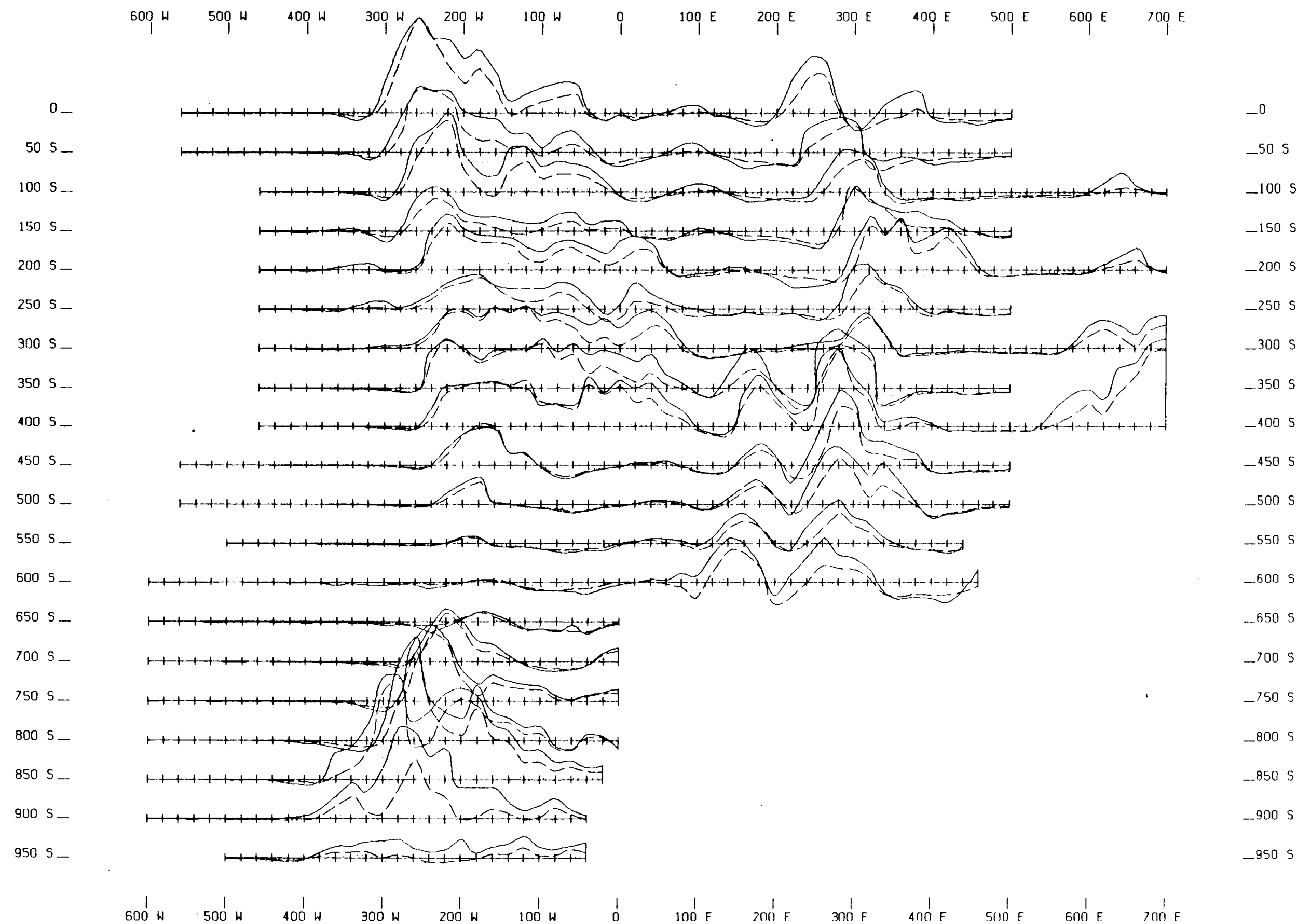
092-07

Archer, Cathro & Assoc.

JANE GRID
PULSE_EM profiles

SCALE 1:5000

DELTA GEOSCIENCE LTD.



270 106 D1

solid line - Channel 2
long dashes - Channel 4
dotted line - Channel 7

1 cm = 250 nano-tesla/sec

July 1989

092797

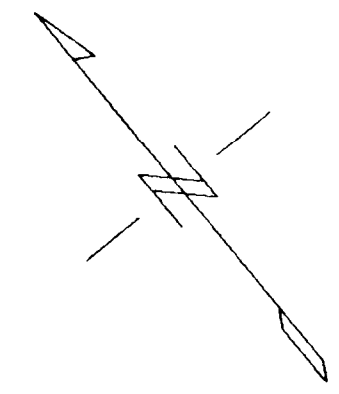
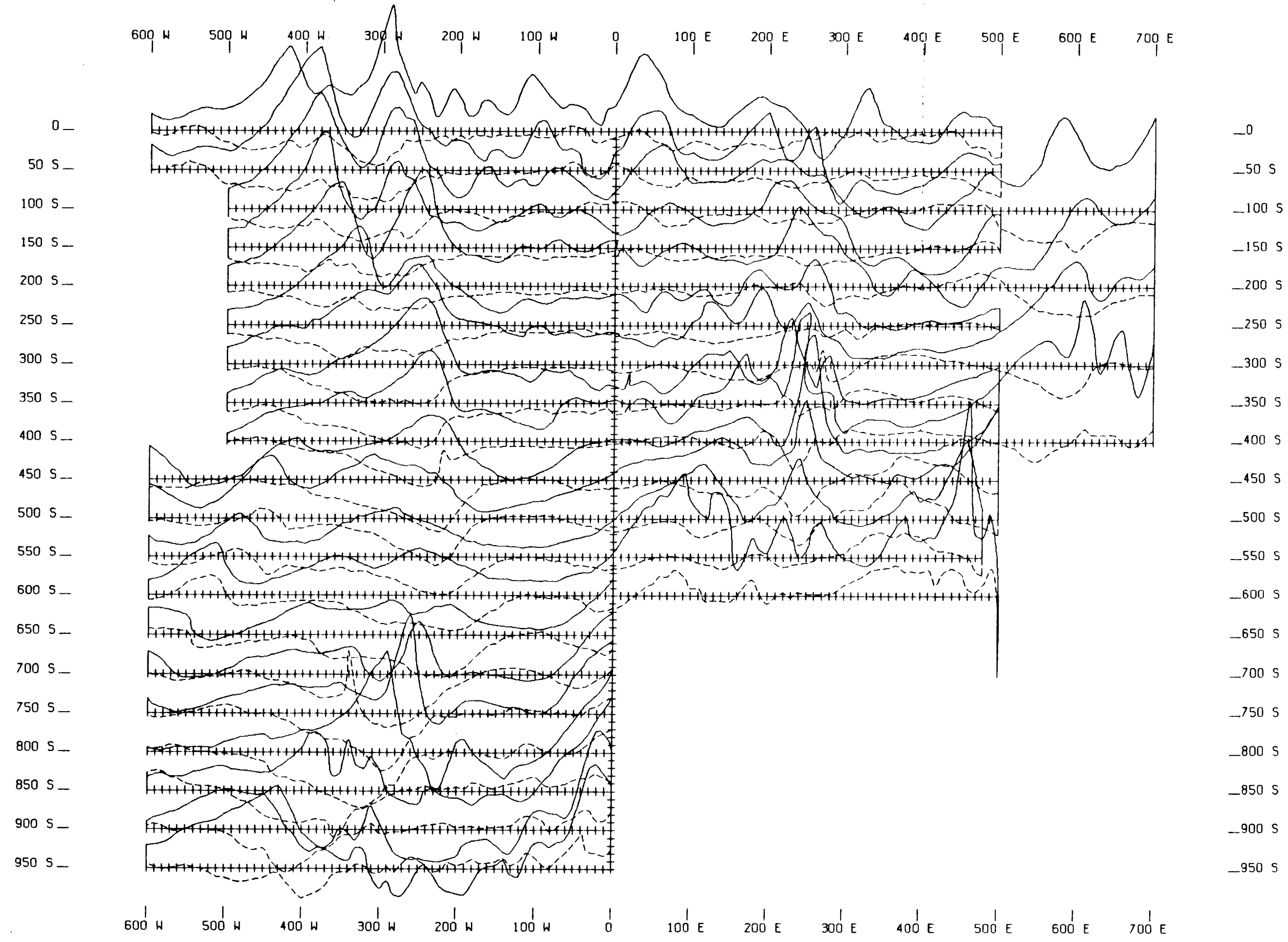
272 106 D 1

Archer, Cathro & Assoc.

JANE GRID
VLF Profiles

SCALE 1:5000

DELTA GEOSCIENCE LTD.



solid line - In-Phase
dotted line - Quadrature

1 cm = 20%

July 1989

092797

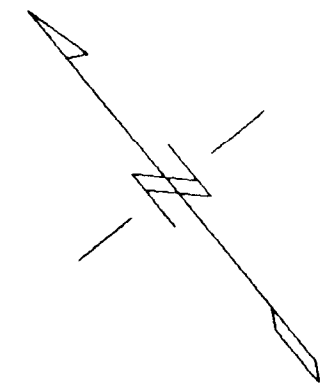
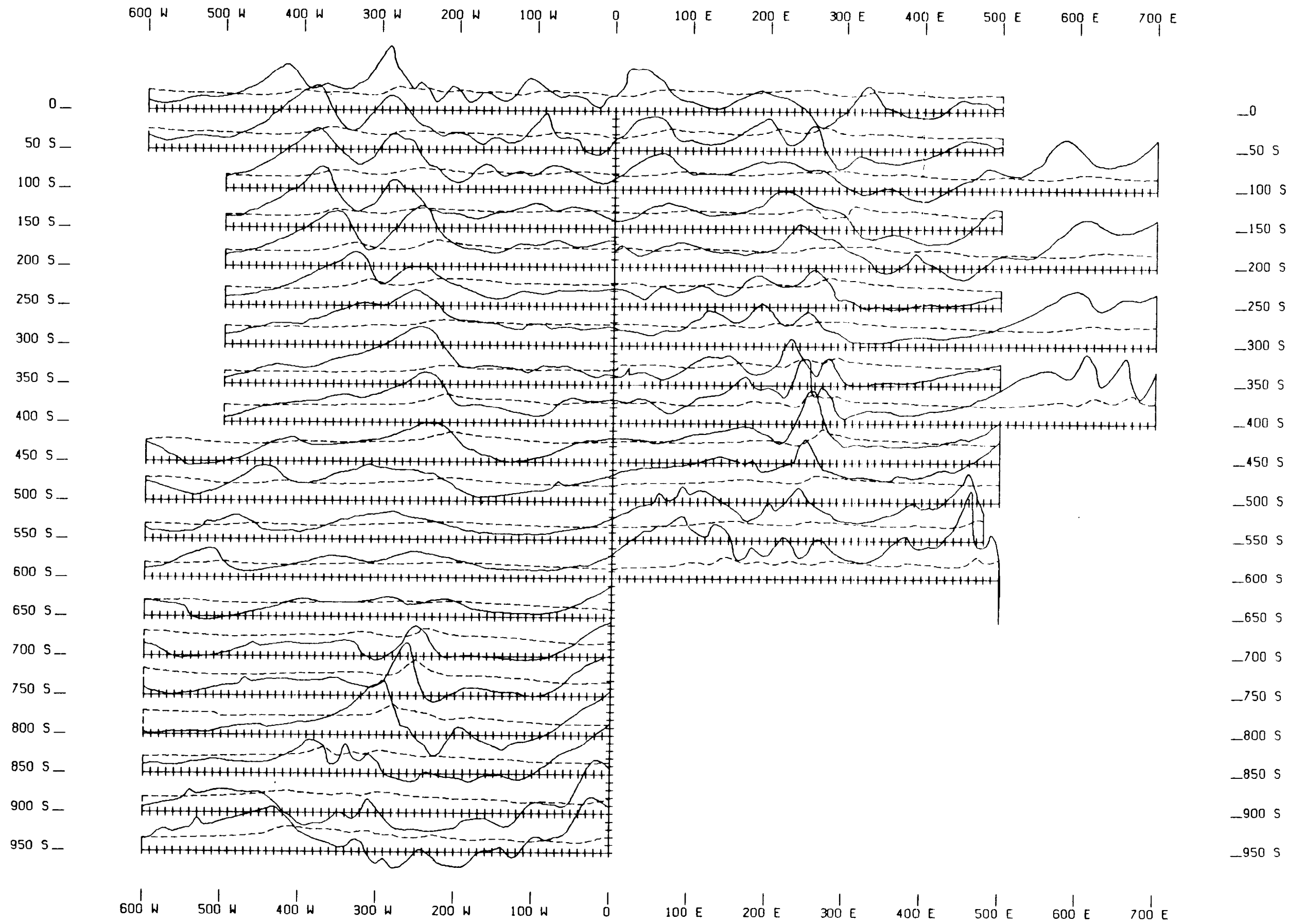
106 D 1 (21)

Archer, Cathro & Assoc.

JANE GRID
VLF Profiles

SCALE 1:5000

DELTA GEOSCIENCE LTD.



solid line - Tilt-Angle
dotted line - Field Strength

1 cm = 20%

July 1989

APPENDIX I
WATER QUALITY RESULTS FOR THE MARG PROPERTY,
SEPTEMBER 13, 1989
BY BRUCE OTT,
NORECOL ENVIRONMENTAL CONSULTANTS LTD.



Environmental
Consultants Ltd.

Suite 700
1090 West Pender Street
Vancouver, B.C.
Canada V6E 2N7
Telephone: (604) 682-2291
Fax: (604) 682-8323

September 13, 1989
File: 1-081-04.01

Archer, Cathro & Associates (1981) Ltd.
P.O. Box 4127
3125 Third Avenue
Whitehorse, Yukon
Y1A 3S9

Attention: Mr. Doug Eaton

Dear Mr. Eaton;

RE: WATER QUALITY RESULTS FOR THE MARG PROPERTY - JULY 1989

The accompanying tables list water quality results for our July trip to the Marg property; Figure 1 shows sample locations.

The July 1989 water quality appeared similar to the September 1988 quality for most streams sampled both times. However, at site CA-1, the concentrations of iron, manganese, and zinc were substantially higher in July than in September. All of the manganese and zinc and most of the iron were present as dissolved metals which implies a significant groundwater contribution. The groundwater input is even more apparent downstream of site CA-1, as described below.

Two additional samples were collected in 1989: CA-2 and KL-1 (Figure 1).

CA-2 is on Cansup Creek below CA-1. It receives groundwater input from a gossan, and iron staining was apparent on the stream bed. Metals levels in general were higher at this site than CA-1. The zinc concentration was particularly elevated, being almost an order of magnitude higher than the Canadian Council of Resource and Environment Ministers guideline (0.03 mg/L) for the protection of aquatic life. Physical parameters (pH, alkalinity, hardness, conductance, solids), as expected, were similar at the two sites. These results tend to confirm the hypothesis that the 1988 sample was unrepresentative.



Mr. Doug Eaton

- 2 -

September 13, 1989

KL-1 is on Ladue River. The concentration of suspended solids was higher at this site than at the other sample sites on the property. Total concentrations of aluminum and iron also were somewhat higher, probably because of their presence in the suspended material.

I trust this information meets your immediate requirements. These data will be added to the water quality data base and will form an important part of the water quality assessment for the property when an environmental evaluation is required for mine permits.

If you have any questions about this report, please give me a call.

Yours truly,

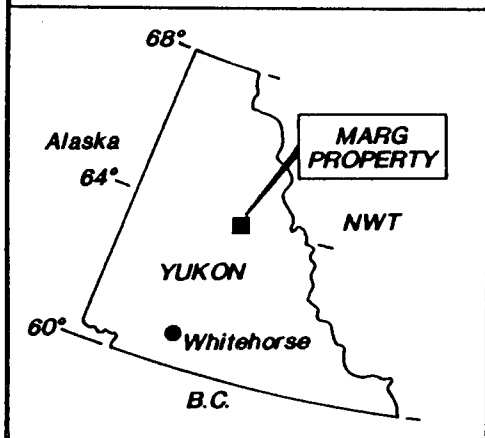
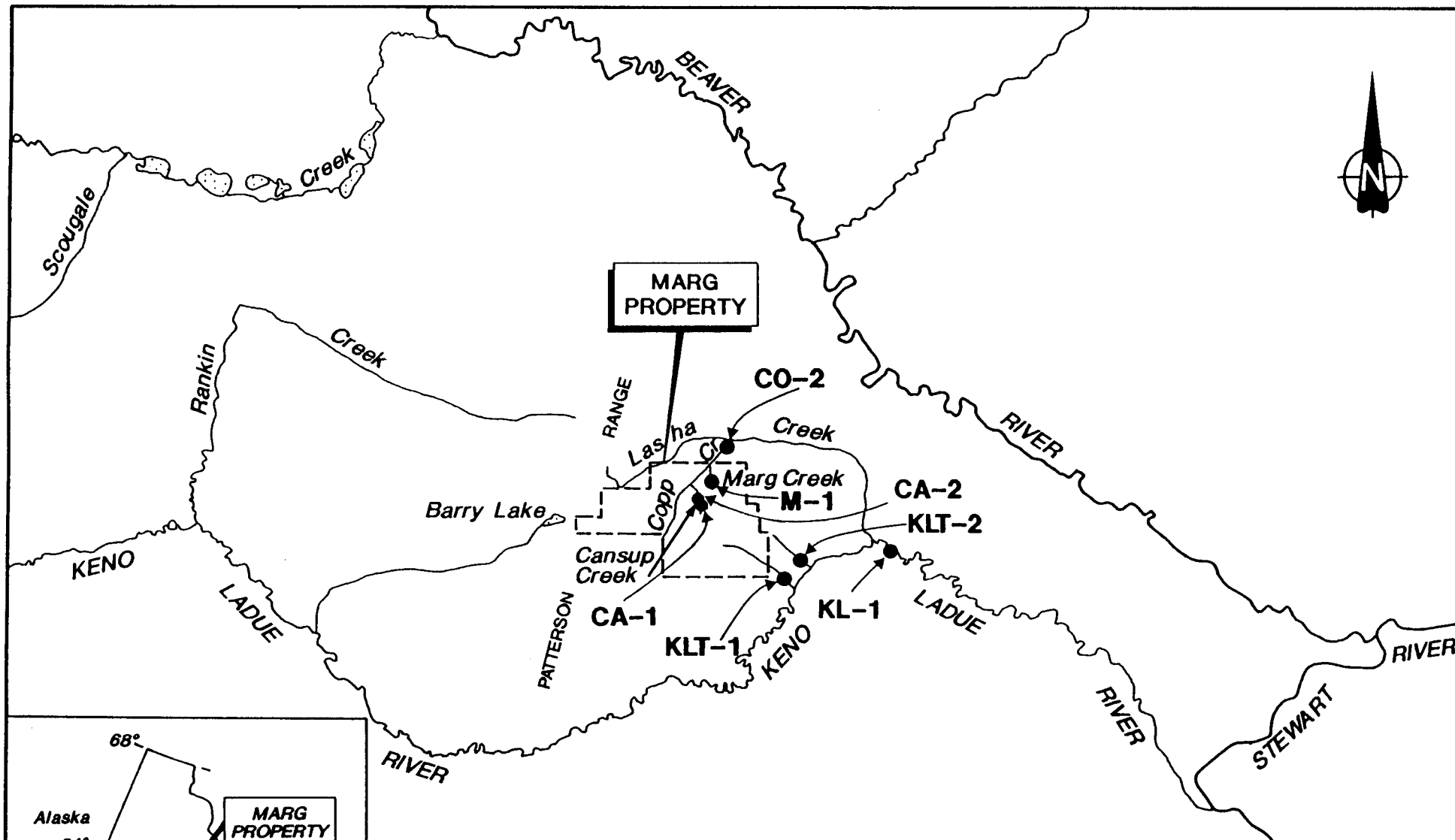
NORECOL ENVIRONMENTAL CONSULTANTS LTD.


A handwritten signature in black ink, appearing to read 'Bruce S. Ott', written over a horizontal line.

Bruce S. Ott, Ph.D.
Project Manager

BSO/sip

Enclosure



WATER QUALITY SAMPLING LOCATIONS	
Figure no. 1	ARCHER-CATHRO MARG PROPERTY
Date Sept. 1989	Drawn by  NORECOL

**ANALYTICAL RESULTS FOR WATER SAMPLES FROM ARCHER CATHERO MARG PROPERTY
SITE: CA-1**

ANALYTICAL PARAMETER	SEPT.15/88	JULY 23/89
pH	7.8	7.5
Alkalinity (mg CaCO ₃ /L)	55	46
Turbidity (NTU)	0.4	0.7
Conductance (µmhos/cm)	114	93
Total Solids (mg/L)	86	66
Suspended Solids (mg/L)	<1	1
EDTA-Hardness (mg CaCO ₃ /L)	71	55
Sulfate (mg/L)	14	11
Ammonia (mg N/L)	<0.005	<0.005
Nitrate (mg N/L)	<0.005	0.017
Nitrite (mg N/L)	<0.002	<0.002
Total Phosphorus (mg P/L)	0.005	0.006
Total Cyanide (mg/L)	<0.001	<0.001
<u>TOTAL EXTRACTABLE METALS: (mg/L)</u>		
Ag	<0.0002	0.0003
Al	<0.01	0.026
As	<0.001	<0.001
Ba	0.042	0.09
Cd	<0.0002	0.0002
Co	<0.001	<0.001
Cr	<0.001	<0.001
Cu	<0.0005	0.0019
Fe	0.006	0.12
Total Hg (µg/L)	<0.05	<0.05
Mn	<0.001	0.04
Mo	<0.005	<0.005
Ni	<0.002	<0.002
Pb	<0.001	<0.001
Sb	<0.002	<0.002
Se	<0.001	
Zn	0.0006	0.015
<u>DISSOLVED METALS: (mg/L)</u>		
Ag	<0.0002	<0.0001
Al	<0.01	0.011
As	<0.001	<0.001
Ba	0.034	0.08
Cd	<0.0002	<0.0002
Co	<0.001	<0.001
Cr	<0.001	<0.001
Cu	<0.0005	0.0018
Fe	0.006	0.07
Mn	<0.001	0.04
Mo	<0.005	<0.005
Ni	<0.002	<0.002
Pb	<0.001	<0.001
Sb	<0.002	<0.002
Se	<0.001	<0.001
Zn	0.0006	0.015

ANALYTICAL RESULTS FOR WATER SAMPLES FROM ARCHER CATHRO MARG PROPERTY
SITE: CA-2

ANALYTICAL PARAMETER JULY 23/89

pH	7.4
Alkalinity (mg CaCO ₃ /L)	33
Turbidity (NTU)	0.8
Conductance (µmhos/cm)	84
Total Solids (mg/L)	65
Suspended Solids (mg/L)	2
EDTA-Hardness (mg CaCO ₃ /L)	46
Sulfate (mg/L)	16
Ammonia (mg N/L)	<0.005
Nitrate (mg N/L)	0.024
Nitrite (mg N/L)	<0.002
Total Phosphorus (mg P/L)	0.003
Total Cyanide (mg/L)	<0.001

TOTAL EXTRACTABLE METALS: (mg/L)

Ag	0.0002
Al	0.09
As	0.001
Ba	0.10
Cd	0.0009
Co	0.001
Cr	<0.001
Cu	0.07
Fe	0.56
Total Hg (µg/L)	<0.05
Mn	0.04
Mo	<0.005
Ni	<0.002
Pb	0.008
Sb	<0.002
Se	<0.001
Zn	0.24

DISSOLVED METALS: (mg/L)

Ag	<0.0001
Al	0.05
As	<0.001
Ba	0.09
Cd	0.0006
Co	<0.001
Cr	<0.001
Cu	0.032
Fe	0.28
Mn	0.04
Mo	<0.005
Ni	<0.002
Pb	0.003
Sb	<0.002
Se	<0.001
Zn	0.22

**ANALYTICAL RESULTS FOR WATER SAMPLES FROM ARCHER CATHRO MARG PROPERTY
SITE: CO-2**

ANALYTICAL PARAMETER	SEPT.15/88	JULY 23/89
----------------------	------------	------------

pH	7.4	7.6
Alkalinity (mg CaCO ₃ /L)	43	52
Turbidity (NTU)	0.4	0.2
Conductance (µmhos/cm)	143	157
Total Solids (mg/L)	124	123
Suspended Solids (mg/L)	<1	<1
EDTA-Hardness (mg CaCO ₃ /L)	88	91
Sulfate (mg/L)	41	40
Ammonia (mg N/L)	<0.005	<0.005
Nitrate (mg N/L)	0.039	0.055
Nitrite (mg N/L)	<0.0020	<0.002
Total Phosphorus (mg P/L)	0.008	<0.003
Total Cyanide (mg/L)	<0.001	<0.001

TOTAL EXTRACTABLE METALS: (mg/L)

Ag	<0.0002	0.0001
Al	0.017	0.014
As	<0.001	<0.001
Ba	0.027	0.06
Cd	0.0003	0.0003
Co	<0.001	<0.001
Cr	<0.001	<0.001
Cu	0.0019	0.0017
Fe	0.037	0.042
Total Hg (µg/L)	<0.05	<0.05
Mn	0.0089	0.0061
Mo	<0.005	<0.005
Ni	0.003	0.003
Pb	<0.001	<0.001
Sb	<0.002	<0.002
Se	<0.001	<0.001
Zn	0.015	0.016

DISSOLVED METALS: (mg/L)

Ag	<0.0002	<0.0001
Al	0.013	0.011
As	<0.001	<0.001
Ba	0.024	0.06
Cd	<0.0002	<0.0002
Co	<0.001	<0.001
Cr	<0.001	<0.001
Cu	0.0015	0.0006
Fe	0.027	0.028
Mn	0.0087	0.0055
Mo	<0.005	<0.005
Ni	0.003	0.003
Pb	<0.001	<0.001
Sb	<0.002	<0.002
Se	<0.001	<0.001
Zn	0.015	0.016

ANALYTICAL RESULTS FOR WATER SAMPLES FROM ARCHER CATHRO MARG PROPERTY
SITE: KL-1

ANALYTICAL PARAMETER JULY 23/89

pH	7.9
Alkalinity (mg CaCO ₃ /L)	54
Turbidity (NTU)	18
Conductance (µmhos/cm)	203
Total Solids (mg/L)	177
Suspended Solids (mg/L)	16
EDTA-Hardness (mg CaCO ₃ /L)	118
Sulfate (mg/L)	42
Ammonia (mg N/L)	<0.005
Nitrate (mg N/L)	0.031
Nitrite (mg N/L)	<0.002
Total Phosphorus (mg P/L)	0.053
Total Cyanide (mg/L)	<0.001

TOTAL EXTRACTABLE METALS: (mg/L)

Ag	0.0001
Al	0.16
As	<0.001
Ba	0.10
Cd	<0.0002
Co	<0.001
Cr	<0.001
Cu	0.0016
Fe	0.70
Total Hg (µg/L)	<0.05
Mn	0.04
Mo	<0.005
Ni	0.004
Pb	<0.001
Sb	0.002
Se	<0.001
Zn	0.0073

DISSOLVED METALS: (mg/L)

Ag	<0.0001
Al	0.034
As	<0.001
Ba	0.09
Cd	<0.0002
Co	<0.001
Cr	<0.001
Cu	0.0005
Fe	0.13
Mn	0.027
Mo	<0.005
Ni	0.003
Pb	<0.001
Sb	<0.002
Se	<0.001
Zn	0.0025

**ANALYTICAL RESULTS FOR WATER SAMPLES FROM ARCHER CATHRO MARG PROPERTY
SITE: KLT-1**

ANALYTICAL PARAMETER **SEPT.15/88** **JULY 23/89**

pH	7.8	8.1
Alkalinity (mg CaCO ₃ /L)	108	110
Turbidity (NTU)	0.6	0.3
Conductance (µmhos/cm)	241	248
Total Solids (mg/L)	194	186
Suspended Solids (mg/L)	<1	1
EDTA-Hardness (mg CaCO ₃ /L)	154	158
Sulfate (mg/L)	41	45
Ammonia (mg N/L)	<0.005	<0.005
Nitrate (mg N/L)	0.100	0.091
Nitrite (mg N/L)	<0.002	<0.002
Total Phosphorus (mg P/L)	0.020	<0.003
Total Cyanide (mg/L)	<0.001	<0.001

TOTAL EXTRACTABLE METALS: (mg/L)

Ag	<0.0002	0.0001
Al	<0.01	0.014
As	<0.001	<0.001
Ba	0.026	0.06
Cd	<0.0002	<0.0002
Co	<0.001	<0.001
Cr	<0.001	<0.001
Cu	0.0007	<0.0005
Fe	0.09	0.028
Total Hg (µg/L)	<0.05	<0.05
Mn	0.0092	0.0011
Mo	<0.005	<0.005
Ni	<0.002	<0.002
Pb	<0.001	<0.001
Sb	<0.002	<0.002
Se	<0.001	<0.001
Zn	0.0010	<0.0005

DISSOLVED METALS: (mg/L)

Ag	<0.0002	<0.0001
Al	<0.01	<0.01
As	<0.001	<0.001
Ba	0.023	0.05
Cd	<0.0002	<0.0002
Co	<0.001	<0.001
Cr	<0.001	<0.001
Cu	<0.0005	<0.0005
Fe	0.05	0.008
Mn	0.0084	<0.001
Mo	<0.005	<0.005
Ni	<0.002	<0.002
Pb	<0.001	<0.001
Sb	<0.002	<0.002
Se	<0.001	<0.001
Zn	0.0009	<0.0005

**ANALYTICAL RESULTS FOR WATER SAMPLES FROM ARCHER CATHRO MARG PROPERTY
SITE: M1**

ANALYTICAL PARAMETER **SEPT.15/88** **JULY 23/89**


pH	7.4	7.4
Alkalinity (mg CaCO ₃ /L)	20	19
Turbidity (NTU)	0.4	0.3
Conductance (µmhos/cm)	50	57
Total Solids (mg/L)	44	43
Suspended Solids (mg/L)	<1	1
EDTA-Hardness (mg CaCO ₃ /L)	28	30
Sulfate (mg/L)	11	12
Ammonia (mg N/L)	<0.005	<0.005
Nitrate (mg N/L)	0.041	0.072
Nitrite (mg N/L)	<0.002	<0.002
Total Phosphorus (mg P/L)	0.015	0.006
Total Cyanide (mg/L)	<0.001	<0.001

TOTAL EXTRACTABLE METALS: (mg/L)

Ag	<0.0002	<0.0001
Al	<0.01	0.012
As	<0.001	<0.001
Ba	0.046	0.07
Cd	<0.0002	<0.0002
Co	<0.001	<0.001
Cr	<0.001	<0.001
Cu	0.0005	<0.0005
Fe	0.014	0.016
Total Hg (µg/L)	<0.05	<0.05
Mn	0.0012	0.0010
Mo	<0.005	<0.005
Ni	<0.002	<0.002
Pb	<0.001	<0.001
Sb	<0.002	<0.002
Se	<0.001	<0.001
Zn	0.0011	0.0010

DISSOLVED METALS: (mg/L)

Ag	<0.0002	<0.0001
Al	<0.01	<0.01
As	<0.001	<0.001
Ba	0.030	0.07
Cd	<0.0002	<0.0002
Co	<0.001	<0.001
Cr	<0.001	<0.001
Cu	<0.0005	<0.0005
Fe	0.010	0.005
Mn	0.0012	<0.001
Mo	<0.005	<0.005
Ni	<0.002	<0.002
Pb	<0.001	<0.001
Sb	<0.002	<0.002
Se	<0.001	<0.001
Zn	0.0011	0.0010



092797

APPENDIX J

GEOCHEMICAL CERTIFICATES

1989 JANE ZONE SOIL, STREAM SEDIMENT AND ROCK SAMPLES

CHEMEX LABS LTD.



Chemex Labs Ltd.

Analytical Chemists • Geochemists • Registered Assayers

212 BROOKSBANK AVE., NORTH VANCOUVER,
BRITISH COLUMBIA, CANADA V7J-1C1

PHONE (604) 984-0221

ARCHER CATIRO & ASSOC. (1981) LTD.

3125 3RD AVE., BOX 4127
WHITEHORSE, YT
Y1A 3S9

Project: MARO
Comments:

Page No.: 1-A
Tot. Pages: 8
Date: 17-JUL-89
Invoice #: 1-8919762
P.O. #: NONE

CERTIFICATE OF ANALYSIS A8919762

SAMPLE DESCRIPTION	PREP CODE		Au ppb	Al %	Ag ppb	As ppb	Ba ppb	Be ppb	Bi ppb	Ca %	Cd ppb	Co ppb	Cr ppb	Cu ppb	Fe %	Ga ppb	Hg ppb	K %	La ppb	Mg %	Mn ppb
			FA+AA																		
8655	203	238	< 5	1.55	< 0.2	20	290	0.5	< 2	0.35	< 0.5	9	56	13	3.73	< 10	< 1	0.49	40	0.73	420
8656	217	238	< 5	1.52	< 0.2	30	280	0.5	< 2	0.32	< 0.5	7	61	8	3.68	< 10	< 1	0.65	30	0.77	325
8657	217	238	5	1.35	< 0.2	10	300	0.5	2	0.14	< 0.5	7	70	14	3.77	< 10	< 1	0.42	40	0.56	285
8658	203	238	< 5	2.08	< 0.2	20	260	0.5	< 2	0.33	< 0.5	8	65	11	5.01	< 10	< 1	0.26	30	0.93	485
8659	203	238	< 5	0.56	1.2	35	290	< 0.5	4	0.07	0.5	3	120	35	2.84	< 10	< 1	0.10	20	0.16	120
8660	203	238	20	0.57	1.6	35	330	< 0.5	< 2	0.08	1.0	4	117	65	3.34	< 10	< 1	0.12	30	0.15	180
8661	203	238	< 5	0.81	2.2	25	330	< 0.5	< 2	0.10	1.0	7	102	64	3.63	< 10	< 1	0.09	30	0.2	345
8662	203	238	< 5	1.40	1.6	40	380	0.5	< 2	0.18	1.5	12	117	100	5.22	< 10	< 1	0.10	30	0.68	340
8663	203	238	30	1.31	2.0	85	250	0.5	< 2	0.20	2.0	12	151	209	5.33	< 10	< 1	0.10	30	0.74	305
8664	217	238	< 5	1.39	0.8	50	220	< 0.5	2	0.15	1.0	7	135	82	4.88	< 10	< 1	0.08	30	0.92	280
8665	217	238	< 5	1.24	0.8	25	250	< 0.5	2	0.22	2.0	11	134	125	4.71	< 10	< 1	0.08	30	0.63	315
8666	203	238	< 5	1.11	1.2	5	260	< 0.5	4	0.18	2.0	10	143	49	4.18	< 10	< 1	0.10	30	0.53	290
8667	203	238	< 5	1.31	1.0	25	320	< 0.5	4	0.16	2.0	11	175	65	5.11	< 10	< 1	0.12	30	0.62	350
8668	203	238	< 5	1.23	0.4	20	340	< 0.5	2	0.17	1.0	5	237	41	4.61	< 10	< 1	0.13	30	0.48	185
8669	217	238	< 5	1.44	1.0	5	330	< 0.5	2	0.39	2.0	9	153	69	5.04	< 10	< 1	0.12	30	0.73	295
8670	203	238	< 5	1.14	1.8	15	170	< 0.5	2	0.15	1.5	7	59	92	4.82	< 10	< 1	0.05	30	0.52	210
8671	217	238	5	4.49	< 0.2	50	90	< 0.5	< 2	0.21	0.5	32	231	96	8.01	< 10	< 1	0.03	20	3.42	890
8672	217	238	< 5	1.11	0.6	20	180	< 0.5	< 2	0.16	1.5	9	109	56	3.27	< 10	< 1	0.07	30	0.48	275
8673	203	238	30	1.42	1.0	60	340	< 0.5	2	0.17	0.5	11	206	80	5.72	< 10	< 1	0.11	30	0.55	330
8674	217	238	15	1.08	1.4	45	380	< 0.5	2	0.12	0.5	6	129	82	5.21	< 10	< 1	0.09	30	0.53	210
8675	217	238	< 5	1.13	2.0	35	290	< 0.5	< 2	0.07	0.5	20	94	109	4.78	< 10	< 1	0.10	30	0.55	615
8676	203	238	20	1.68	0.4	40	220	< 0.5	2	0.17	1.0	40	69	224	5.39	< 10	< 1	0.16	60	0.99	830
8677	203	238	< 5	1.11	< 0.2	5	290	< 0.5	2	0.12	0.5	13	192	41	4.67	< 10	< 1	0.23	40	0.61	675
8678	203	238	< 5	0.85	< 0.2	5	150	< 0.5	2	0.54	0.5	19	69	48	3.65	< 10	< 1	0.17	20	0.81	555
8679	203	238	5	0.85	< 0.2	5	290	< 0.5	< 2	0.33	0.5	11	118	36	3.05	< 10	< 1	0.27	30	0.54	315
8680	203	238	< 5	0.59	< 0.2	< 5	190	< 0.5	< 2	0.12	< 0.5	7	70	20	2.28	< 10	< 1	0.18	30	0.33	205
8681	203	238	15	1.58	0.4	20	290	< 0.5	2	0.12	1.5	46	68	140	4.70	< 10	< 1	0.24	70	0.79	1500
8682	217	238	< 5	0.90	0.4	5	140	< 0.5	2	0.12	0.5	4	67	30	3.33	< 10	< 1	0.05	20	0.35	130
8683	203	238	< 5	1.21	1.2	45	250	< 0.5	2	0.15	0.5	3	232	26	3.50	< 10	< 1	0.11	30	0.37	145
8684	203	238	25	1.68	0.6	20	280	< 0.5	< 2	0.23	1.0	7	228	73	4.69	< 10	< 1	0.11	40	0.49	265
8685	203	238	< 5	1.75	1.2	35	320	< 0.5	2	0.21	1.5	6	163	156	5.61	< 10	< 1	0.12	50	0.68	240
8686	203	238	< 5	1.54	1.0	25	330	< 0.5	< 2	0.18	0.5	6	228	76	5.15	< 10	< 1	0.11	30	0.60	225
8687	203	238	< 5	1.47	0.6	40	430	< 0.5	< 2	0.15	0.5	5	272	48	4.83	< 10	< 1	0.14	30	0.59	230
8688	203	238	< 5	1.33	1.0	45	270	< 0.5	4	0.15	0.5	4	178	59	4.98	< 10	< 1	0.09	30	0.52	215
8689	203	238	< 5	1.44	0.8	25	230	< 0.5	< 2	0.15	0.5	9	160	63	4.76	< 10	< 1	0.09	30	0.52	310
8690	203	238	< 5	1.49	0.8	40	310	< 0.5	< 2	0.17	0.5	9	227	68	4.80	< 10	< 1	0.12	30	0.58	350
8691	203	238	< 5	1.93	0.2	20	400	< 0.5	< 2	0.42	1.5	11	160	50	3.58	< 10	< 1	0.15	20	0.63	635
8692	217	238	< 5	1.79	< 0.2	15	370	< 0.5	< 2	0.44	1.0	9	139	35	3.45	< 10	< 1	0.14	20	0.65	515
8693	203	238	15	1.57	1.0	< 5	460	< 0.5	2	0.60	3.5	8	87	25	3.02	< 10	< 1	0.13	20	0.51	345
8694	203	238	< 5	2.17	0.2	35	350	< 0.5	< 2	0.17	0.5	8	137	21	3.57	< 10	< 1	0.13	20	0.66	385



Chemex Labs Ltd.

Analytical Chemists • Geochemists • Registered Assayers
 212 BROOKSBANK AVE., NORTH VANCOUVER,
 BRITISH COLUMBIA, CANADA V7J-1C1
 PHONE (604) 984-0221

To: ARCHER CATHRO & ASSOC. (1981) LTD.

3125 3RD AVE., BOX 4127
 WHITEHORSE, YT
 Y1A 3S9

Project: MARG
 Comments:

Page No. : 1-B
 Tot. Pages: 8
 Date : 17-JUL-89
 Invoice # : I-8919762
 P.O. # : NONE

CERTIFICATE OF ANALYSIS A8919762

SAMPLE DESCRIPTION	PREP CODE	Mo ppm	Na %	Ni ppm	P ppm	Pb ppm	Sb ppm	Sc ppm	Sr ppm	Ti %	Tl ppm	U ppm	V ppm	W ppm	Zn ppm
8655	203 238	1	0.01	12	810	24	< 5	4	31	0.18	< 10	< 10	16	< 10	108
8656	217 238	1	0.01	11	830	22	< 5	4	30	0.22	< 10	< 10	19	< 10	106
8657	217 238	1	0.01	12	830	22	< 5	4	21	0.13	< 10	< 10	18	< 10	114
8658	203 238	2	0.01	13	1040	28	< 5	4	40	0.12	< 10	< 10	13	< 10	190
8659	203 238	12	0.01	19	1320	16	< 5	< 1	37	< 0.01	< 10	< 10	39	< 10	156
8660	203 238	17	0.01	26	1750	22	< 5	1	52	0.01	< 10	< 10	48	< 10	212
8661	203 238	15	0.02	22	1730	28	< 5	1	43	< 0.01	< 10	< 10	64	< 10	176
8662	203 238	12	0.02	43	1800	20	< 5	3	35	0.01	< 10	< 10	99	< 10	322
8663	203 238	10	0.02	44	1530	442	< 5	3	22	0.02	< 10	< 10	74	< 10	486
8664	217 238	6	0.02	35	1480	182	< 5	3	17	0.01	< 10	< 10	63	< 10	262
8665	217 238	8	0.02	43	1680	30	< 5	3	23	< 0.01	< 10	< 10	46	10	308
8666	203 238	7	0.02	30	1670	26	< 5	2	22	< 0.01	< 10	< 10	41	10	224
8667	203 238	8	0.03	40	1870	28	< 5	3	25	< 0.01	< 10	< 10	49	< 10	264
8668	203 238	7	0.04	28	1710	22	< 5	2	26	< 0.01	< 10	< 10	48	10	188
8669	217 238	9	0.03	46	1900	28	< 5	3	30	< 0.01	< 10	< 10	52	10	262
8670	203 238	10	0.01	34	1900	22	< 5	3	23	< 0.01	< 10	< 10	36	< 10	266
8671	217 238	2	0.01	68	1070	6	< 5	20	9	0.01	< 10	< 10	184	10	416
8672	217 238	4	0.02	32	1000	12	< 5	2	20	< 0.01	< 10	< 10	32	10	178
8673	203 238	8	0.03	36	1900	18	< 5	3	29	< 0.01	< 10	< 10	47	10	218
8674	217 238	11	0.02	27	2360	28	< 5	2	31	< 0.01	< 10	< 10	52	10	168
8675	217 238	8	0.01	27	1500	18	< 5	2	19	< 0.01	< 10	< 10	39	< 10	162
8676	203 238	8	0.01	91	1100	74	< 5	4	17	0.01	< 10	< 10	30	< 10	548
8677	203 238	3	0.02	21	710	90	< 5	2	19	0.01	< 10	< 10	4	< 10	192
8678	203 238	5	0.01	55	680	30	< 5	2	37	0.02	< 10	< 10	13	< 10	140
8679	203 238	3	0.01	31	600	36	< 5	2	29	0.02	< 10	< 10	8	< 10	108
8680	203 238	1	0.01	10	610	28	< 5	1	15	0.01	< 10	< 10	2	< 10	82
8681	203 238	5	0.01	57	860	110	< 5	3	12	0.01	< 10	< 10	16	< 10	418
8682	217 238	4	0.01	19	1110	8	< 5	1	15	< 0.01	< 10	< 10	25	< 10	124
8683	203 238	7	0.04	26	1330	22	< 5	2	25	< 0.01	< 10	< 10	42	< 10	140
8684	203 238	6	0.04	31	1630	18	< 5	3	34	< 0.01	< 10	< 10	47	< 10	198
8685	203 238	9	0.03	42	1990	26	< 5	3	35	< 0.01	< 10	< 10	56	< 10	326
8686	203 238	9	0.03	30	1850	20	< 5	3	27	< 0.01	< 10	< 10	54	< 10	224
8687	203 238	9	0.04	32	1680	16	< 5	2	28	< 0.01	< 10	< 10	58	< 10	192
8688	203 238	8	0.03	26	1790	22	< 5	2	25	< 0.01	< 10	< 10	47	< 10	178
8689	203 238	8	0.03	30	1660	14	< 5	2	23	0.01	< 10	< 10	45	< 10	180
8690	203 238	7	0.03	32	1620	22	< 5	3	26	< 0.01	< 10	< 10	50	< 10	224
8691	203 238	3	0.02	39	950	12	< 5	3	25	0.03	< 10	< 10	47	< 10	234
8692	217 238	2	0.02	33	960	18	< 5	3	23	0.03	< 10	< 10	44	< 10	182
8693	203 238	2	0.02	26	1150	12	< 5	2	27	0.02	< 10	< 10	33	< 10	258
8694	203 238	3	0.03	23	1020	18	< 5	3	17	0.03	< 10	< 10	53	< 10	200

CERTIFICATION :



Chemex Labs Ltd.

Analytical Chemists • Geochemists • Registered Assayers

212 BROOKSBANK AVE., NORTH VANCOUVER,
BRITISH COLUMBIA, CANADA V7J-2C1

PHONE (604) 984-0221

To: MARGHER CATHRO & ASSOC. (1981) LTD.

3125 JRD AVE., BOX 4127
WHITEHORSE, YT
Y1A 3S9

Project: MARGI
Comments:

Page No. 2-A
Tot. Pages: 8
Date: 17-JUL-89
Invoice #: I-8919762
P.O. #: NONE

CERTIFICATE OF ANALYSIS A8919762

SAMPLE DESCRIPTION	PREP CODE	Au ppb FA+AA	Al %	Ag ppm	As ppm	Ba ppm	Be ppm	Bi ppm	Ca %	Cd ppm	Co ppm	Cr ppm	Cu ppm	Fe %	Ga ppm	Hg ppm	K %	La ppm	Mg %	Mn ppm
8695	203 238	< 5	1.74	< 0.2	< 5	300	< 0.5	< 2	0.27	0.5	8	139	31	3.64	10	< 1	0.15	20	0.61	250
8696	203 238	< 5	1.55	< 0.2	15	270	< 0.5	< 2	0.25	< 0.5	13	145	47	3.99	< 10	< 1	0.14	20	0.66	415
8697	203 238	< 5	1.17	0.2	25	300	< 0.5	< 2	0.14	< 0.5	14	153	36	3.79	< 10	< 1	0.18	30	0.46	615
8698	203 238	5	0.74	0.6	20	230	< 0.5	< 2	0.16	1.0	3	116	31	2.99	< 10	< 1	0.09	30	0.33	110
8699	203 238	< 5	1.20	1.0	40	280	< 0.5	< 2	0.21	< 0.5	5	162	39	3.94	10	< 1	0.12	30	0.54	150
8700	203 238	10	2.05	< 0.2	< 5	330	< 0.5	< 2	0.35	< 0.5	9	85	10	4.62	10	< 1	0.72	40	0.85	335
8701	203 238	15	2.52	1.2	40	320	< 0.5	< 2	0.21	2.5	17	88	107	6.53	10	< 1	0.18	40	0.79	295
8702	203 238	< 5	2.65	1.0	< 5	410	< 0.5	< 2	0.19	2.0	23	102	122	6.37	10	< 1	0.20	40	0.90	520
8703	203 238	< 5	1.91	0.6	50	250	< 0.5	< 2	0.16	0.5	16	137	108	6.03	10	< 1	0.12	40	0.67	420
8704	203 238	< 5	2.46	1.6	< 5	460	< 0.5	< 2	0.23	3.5	14	126	114	6.68	10	< 1	0.21	40	0.85	355
8705	203 238	< 5	1.82	0.2	30	240	< 0.5	< 2	0.29	8.5	36	123	108	4.78	10	< 1	0.12	40	0.65	825
8706	203 238	35	1.87	< 0.2	25	150	< 0.5	< 2	0.14	< 0.5	11	109	57	4.55	10	< 1	0.09	20	0.50	330
8707	203 238	< 5	1.63	< 0.2	< 5	350	< 0.5	< 2	0.13	0.5	12	131	28	4.11	10	< 1	0.15	30	0.68	460
8708	203 238	< 5	1.76	< 0.2	20	440	< 0.5	< 2	0.18	< 0.5	16	109	34	4.36	10	< 1	0.16	40	0.73	595
8709	203 238	< 5	1.56	< 0.2	5	340	< 0.5	< 2	0.17	< 0.5	11	115	28	4.21	10	< 1	0.14	30	0.69	415
8710	203 238	< 5	1.68	< 0.2	25	170	< 0.5	< 2	0.13	< 0.5	10	129	50	3.91	< 10	< 1	0.11	20	0.55	360
8711	203 238	< 5	1.88	< 0.2	30	200	< 0.5	< 2	0.14	< 0.5	12	117	39	3.80	< 10	< 1	0.12	20	0.59	440
8712	203 238	< 5	1.76	< 0.2	25	230	< 0.5	< 2	0.13	< 0.5	12	133	38	4.12	10	< 1	0.12	20	0.66	450
8713	203 238	< 5	1.86	< 0.2	35	200	< 0.5	< 2	0.12	< 0.5	10	136	39	3.95	10	< 1	0.12	20	0.63	335
8714	203 238	< 5	1.81	0.2	15	260	< 0.5	< 2	0.19	< 0.5	16	146	75	4.14	10	< 1	0.13	30	0.81	325
8715	203 238	15	1.96	< 0.2	10	190	< 0.5	2	0.14	0.5	10	104	39	3.68	10	< 1	0.13	20	0.60	360
8716	203 238	< 5	1.73	< 0.2	15	210	< 0.5	2	0.15	1.5	8	119	23	3.62	< 10	< 1	0.14	30	0.50	330
8717	203 238	< 5	1.42	< 0.2	15	130	< 0.5	2	0.15	0.5	7	124	38	3.60	10	< 1	0.09	20	0.56	215
8718	203 238	15	1.60	< 0.2	15	180	< 0.5	2	0.12	< 0.5	7	152	30	3.35	10	< 1	0.14	20	0.52	275
8719	203 238	< 5	1.88	< 0.2	15	190	< 0.5	2	0.14	< 0.5	11	102	73	4.47	< 10	2	0.13	20	0.70	325
8720	203 238	< 5	1.66	< 0.2	15	180	< 0.5	2	0.08	1.0	7	105	34	3.38	< 10	< 1	0.10	20	0.55	205
8721	203 238	< 5	1.48	< 0.2	10	150	< 0.5	2	0.10	1.0	8	155	29	3.48	< 10	< 1	0.09	20	0.53	280
8722	203 238	< 5	1.96	< 0.2	25	360	< 0.5	2	0.46	< 0.5	12	113	44	3.98	< 10	< 1	0.16	30	0.74	450
8723	203 238	< 5	1.73	< 0.2	10	280	< 0.5	2	0.22	0.5	10	110	36	3.68	< 10	< 1	0.14	30	0.69	355
8724	203 238	< 5	1.49	< 0.2	10	160	< 0.5	< 2	0.13	0.5	8	106	36	3.90	< 10	< 1	0.16	30	0.51	355
8725	203 238	< 5	1.62	< 0.2	25	380	< 0.5	2	0.48	< 0.5	35	171	38	3.66	< 10	< 1	0.18	30	0.54	1640
8726	203 238	< 5	1.63	< 0.2	5	210	< 0.5	2	0.14	1.0	6	160	23	3.08	10	< 1	0.15	30	0.59	210
8727	203 238	< 5	1.60	< 0.2	15	190	< 0.5	2	0.15	1.0	6	111	26	3.11	10	< 1	0.10	20	0.55	225
8728	203 238	< 5	1.73	< 0.2	25	180	< 0.5	2	0.12	< 0.5	7	143	41	3.64	< 10	< 1	0.12	20	0.53	230
8729	203 238	< 5	1.65	< 0.2	25	150	< 0.5	2	0.14	< 0.5	9	97	39	3.74	10	< 1	0.10	30	0.59	305
8730	203 238	< 5	1.93	0.2	10	260	< 0.5	2	0.15	< 0.5	9	222	50	4.15	10	< 1	0.17	30	0.67	275
8731	203 238	< 5	1.88	< 0.2	30	220	< 0.5	2	0.17	< 0.5	10	141	58	4.08	10	< 1	0.15	30	0.68	370
8732	203 238	< 5	1.54	< 0.2	30	180	< 0.5	2	0.09	0.5	5	177	24	3.04	< 10	< 1	0.12	20	0.43	185
8733	203 238	< 5	1.76	< 0.2	5	300	< 0.5	2	0.22	2.0	7	180	25	3.36	10	< 1	0.17	30	0.51	285
8734	203 238	< 5	2.07	0.2	35	320	< 0.5	2	0.30	< 0.5	11	205	64	4.25	< 10	< 1	0.17	30	0.76	340



Chemex Labs Ltd.

Analytical Chemists • Geochemists • Registered Assayers

212 BROOKSBANK AVE., NORTH VANCOUVER,
BRITISH COLUMBIA, CANADA V7J-2C1

PHONE (604) 984-0221

To: ARCHER CATHRO & ASSOC. (1981) LTD.

3125 3RD AVE., BOX 4127
WHITEHORSE, YT
Y1A 3S9

Project: MARG

Comments:

Page No.: 2-B

Tot. Pages: 8

Date: 17-JUL-89

Invoice #: I-8919762

P.O. #: NONE

CERTIFICATE OF ANALYSIS A8919762

SAMPLE DESCRIPTION	PREP CODE		Mo	Na	Ni	P	Pb	Sb	Sc	Sr	Ti	Tl	U	V	W	Zn
			ppm	%	ppm	ppm	ppm	ppm	ppm	ppm	%	ppm	ppm	ppm	ppm	ppm
8695	203	238	1	0.02	25	850	20	< 5	2	18	0.03	< 10	< 10	49	< 10	162
8696	203	238	3	0.02	32	950	36	< 5	2	18	0.02	< 10	< 10	48	< 10	216
8697	203	238	5	0.02	22	1200	28	5	1	25	0.02	< 10	< 10	42	< 10	182
8698	203	238	6	0.01	17	980	88	5	1	24	< 0.01	10	< 10	39	< 10	148
8699	203	238	5	0.02	22	1000	198	5	2	24	0.02	< 10	< 10	48	< 10	194
8700	203	238	< 1	0.01	9	900	30	< 5	7	26	0.25	< 10	< 10	27	< 10	120
8701	203	238	6	0.06	74	1590	40	10	7	35	< 0.01	< 10	< 10	72	< 10	320
8702	203	238	6	0.06	53	1520	24	5	6	32	< 0.01	< 10	< 10	79	< 10	262
8703	203	238	7	0.03	43	1690	16	5	5	25	0.01	< 10	< 10	67	< 10	252
8704	203	238	6	0.05	64	2010	22	< 5	6	41	< 0.01	< 10	< 10	85	< 10	316
8705	203	238	3	0.03	101	1190	14	5	4	22	0.01	10	< 10	51	< 10	460
8706	203	238	1	0.02	29	790	24	5	2	13	0.04	< 10	< 10	49	< 10	138
8707	203	238	2	0.01	23	900	14	5	2	14	0.02	< 10	< 10	33	< 10	150
8708	203	238	1	0.01	25	1090	20	5	2	18	0.02	< 10	< 10	34	< 10	160
8709	203	238	1	0.01	24	860	18	< 5	2	17	0.02	10	< 10	34	< 10	158
8710	203	238	1	0.02	31	640	16	5	3	13	0.04	< 10	< 10	47	< 10	154
8711	203	238	1	0.02	29	650	16	5	3	15	0.05	< 10	< 10	54	< 10	156
8712	203	238	4	0.02	38	1070	16	5	2	19	0.03	< 10	< 10	65	< 10	320
8713	203	238	3	0.02	32	840	12	5	1	17	0.04	< 10	< 10	60	< 10	182
8714	203	238	3	0.02	47	1150	8	5	4	25	0.04	10	< 10	66	< 10	282
8715	203	238	< 1	0.02	26	730	16	5	2	14	0.05	< 10	< 10	53	< 10	160
8716	203	238	< 1	0.02	22	660	24	5	3	14	0.05	< 10	< 10	42	< 10	152
8717	203	238	< 1	0.02	26	670	20	5	2	11	0.05	< 10	< 10	41	< 10	148
8718	203	238	< 1	0.02	21	510	10	< 5	2	12	0.06	< 10	< 10	47	< 10	128
8719	203	238	1	0.02	40	920	20	< 5	3	14	0.03	< 10	< 10	51	< 10	264
8720	203	238	1	0.01	24	640	16	< 5	1	11	0.02	< 10	< 10	44	< 10	136
8721	203	238	2	0.02	24	710	14	< 5	1	12	0.03	< 10	< 10	46	< 10	136
8722	203	238	2	0.02	35	900	20	5	2	31	0.03	< 10	< 10	41	< 10	250
8723	203	238	2	0.01	30	870	14	5	3	18	0.04	< 10	< 10	36	< 10	210
8724	203	238	< 1	0.01	21	670	20	5	3	12	0.06	10	< 10	31	< 10	148
8725	203	238	1	0.02	26	910	36	< 5	3	28	0.05	< 10	< 10	38	< 10	184
8726	203	238	1	0.02	21	650	12	5	2	15	0.05	< 10	< 10	38	< 10	140
8727	203	238	1	0.02	20	720	8	5	2	15	0.04	< 10	< 10	42	< 10	130
8728	203	238	1	0.02	26	730	20	< 5	2	15	0.03	< 10	< 10	50	< 10	148
8729	203	238	2	0.01	29	690	12	5	3	12	0.06	< 10	< 10	46	< 10	174
8730	203	238	1	0.03	31	720	18	5	3	16	0.05	< 10	< 10	51	< 10	192
8731	203	238	2	0.02	37	790	16	5	4	16	0.05	< 10	< 10	50	< 10	210
8732	203	238	1	0.02	19	760	16	5	< 1	12	0.03	< 10	< 10	43	< 10	94
8733	203	238	< 1	0.02	23	520	16	5	2	19	0.05	< 10	< 10	50	< 10	132
8734	203	238	2	0.03	40	930	14	5	5	25	0.06	< 10	< 10	62	< 10	216

CERTIFICATION :



Chemex Labs Ltd.

Analytical Chemists • Geochemists • Registered Assayers
 111 BROOKSBANK AVE., NORTH VANCOUVER,
 BRITISH COLUMBIA, CANADA V7J-1C1

PHONE (604) 984-0221

TO ARCHER CATIRO & ASSOC. (1981) LTD.

3125 JRD AVE., BOX 4127
 WHITEHORSE, YT
 Y1A 3S9

Project : MARG
 Comments :

Page no. : 3-A
 Tot. Pages : 8
 Date : 17-JUL-89
 Invoice # : I-8919762
 P.O. # : NONE

CERTIFICATE OF ANALYSIS A8919762

SAMPLE DESCRIPTION	PREP CODE		Au ppb	Al %	Ag ppm	As ppm	Ba ppm	Bc ppm	Bi ppm	Ca %	Cd ppm	Co ppm	Cr ppm	Cu ppm	Fe %	Ga ppm	Hg ppm	K %	La ppm	Mg %	Mn ppm
			FATAA																		
8735	203	238	< 5	2.00	1.0	25	330	< 0.5	2	0.35	< 0.5	15	128	62	4.20	10	< 1	0.13	30	0.81	430
8736	203	238	< 5	2.12	0.8	25	370	< 0.5	2	0.50	2.0	13	153	55	3.83	10	< 1	0.17	30	0.79	330
8737	203	238	< 5	1.95	1.0	30	190	< 0.5	2	0.19	< 0.5	14	119	59	4.10	10	< 1	0.13	30	0.68	340
8738	203	238	< 5	1.84	0.4	20	230	< 0.5	2	0.26	< 0.5	13	145	58	3.88	10	< 1	0.13	30	0.65	435
8739	203	238	< 5	1.87	0.6	20	200	< 0.5	2	0.13	< 0.5	13	127	46	3.76	10	< 1	0.12	20	0.62	460
8740	203	238	< 5	1.81	0.4	15	210	< 0.5	2	0.14	< 0.5	11	152	44	4.01	< 10	< 1	0.13	30	0.63	375
8741	203	238	< 5	1.52	0.4	25	260	0.5	< 2	0.20	1.5	10	167	60	3.91	10	< 1	0.15	30	0.56	460
8742	203	238	< 5	1.31	0.2	50	210	0.5	< 2	0.21	< 0.5	13	131	42	3.79	10	< 1	0.16	30	0.50	575
8743	203	238	< 5	1.39	1.0	25	330	< 0.5	< 2	0.34	3.5	8	107	66	4.42	10	< 1	0.10	40	0.51	190
8744	217	238	< 5	1.40	0.4	< 5	180	< 0.5	< 2	0.12	< 0.5	8	226	34	5.00	< 10	< 1	0.08	20	0.60	250
8745	203	238	< 5	1.59	1.0	35	260	< 0.5	< 2	0.16	1.0	16	142	91	5.45	< 10	< 1	0.11	40	0.58	390
8746	203	238	< 5	1.59	0.8	45	300	< 0.5	2	0.18	0.5	9	198	63	5.07	10	< 1	0.14	40	0.55	270
8747	203	238	< 5	1.86	0.6	30	280	< 0.5	< 2	0.33	3.5	22	200	89	4.89	10	< 1	0.14	40	0.66	605
8748	203	238	< 5	1.57	0.2	35	220	< 0.5	< 2	0.31	3.5	20	170	76	4.52	< 10	< 1	0.11	30	0.60	535
8749	203	238	< 5	1.48	0.4	15	210	< 0.5	< 2	0.21	< 0.5	9	152	55	4.11	10	< 1	0.08	30	0.53	260
8750	203	238	< 5	1.71	< 0.2	25	150	< 0.5	2	0.13	< 0.5	16	139	57	3.92	< 10	< 1	0.08	20	0.69	450
8751	203	238	< 5	1.94	< 0.2	25	190	0.5	< 2	0.14	< 0.5	21	123	69	4.27	< 10	< 1	0.11	20	0.82	820
8801	203	238	< 5	1.36	< 0.2	40	230	1.0	< 2	0.12	< 0.5	11	193	73	4.39	< 10	< 1	0.09	20	0.67	385
8802	203	238	20	1.62	< 0.2	35	230	0.5	< 2	0.06	< 0.5	8	107	56	4.62	< 10	< 1	0.11	30	0.69	310
8803	203	238	< 5	2.15	< 0.2	40	300	1.5	< 2	0.09	< 0.5	9	119	73	4.82	< 10	< 1	0.18	30	0.76	320
8804	203	238	< 5	1.86	< 0.2	5	350	< 0.5	< 2	0.20	0.5	7	100	56	3.92	< 10	< 1	0.16	30	0.72	310
8805	203	238	< 5	1.53	< 0.2	15	340	< 0.5	< 2	0.11	< 0.5	6	107	33	4.13	< 10	< 1	0.12	40	0.55	275
8806	203	238	< 5	1.97	< 0.2	15	380	< 0.5	< 2	0.11	< 0.5	7	96	42	4.68	< 10	< 1	0.20	40	0.68	395
8807	203	238	< 5	2.00	< 0.2	40	590	< 0.5	< 2	0.19	< 0.5	10	97	43	4.86	< 10	3	0.20	40	0.67	480
8808	203	238	< 5	1.81	< 0.2	10	380	< 0.5	< 2	0.22	0.5	14	108	30	4.31	< 10	< 1	0.17	40	0.80	605
8809	203	238	< 5	1.68	< 0.2	10	410	< 0.5	< 2	0.63	4.5	10	120	42	3.28	< 10	< 1	0.17	20	0.84	460
8810	203	238	10	1.68	0.2	< 5	430	< 0.5	< 2	1.37	13.0	13	77	76	3.26	< 10	1	0.09	20	0.57	370
8811	203	238	< 5	2.17	< 0.2	20	380	< 0.5	< 2	0.30	4.0	19	157	81	5.66	< 10	< 1	0.14	30	0.96	580
8812	203	238	< 5	2.47	0.2	5	470	< 0.5	< 2	0.43	2.0	16	127	90	5.03	< 10	1	0.15	20	1.15	500
8813	203	238	< 5	2.15	< 0.2	20	180	< 0.5	< 2	0.32	< 0.5	18	94	172	4.81	< 10	< 1	0.09	20	0.75	355
8814	203	238	< 5	2.14	< 0.2	5	300	< 0.5	< 2	0.29	0.5	18	97	110	4.50	< 10	< 1	0.12	20	0.90	340
8815	203	238	< 5	2.34	< 0.2	15	310	< 0.5	< 2	0.35	< 0.5	16	133	138	4.76	< 10	1	0.13	20	1.07	445
8816	203	238	< 5	2.59	< 0.2	< 5	210	< 0.5	< 2	0.29	< 0.5	18	105	149	4.87	< 10	1	0.10	10	1.12	590
8817	203	238	< 5	2.60	< 0.2	5	260	< 0.5	< 2	0.37	1.0	25	139	93	4.89	< 10	< 1	0.11	10	1.20	1075
8818	203	238	< 5	1.76	< 0.2	< 5	260	< 0.5	< 2	0.23	1.0	11	111	73	4.18	< 10	1	0.10	20	0.70	375
8819	203	238	< 5	1.97	< 0.2	10	330	< 0.5	< 2	0.43	1.5	14	128	65	4.06	< 10	< 1	0.12	20	0.77	500
8820	203	238	< 5	1.64	0.2	< 5	350	< 0.5	< 2	0.65	3.5	11	88	50	2.93	< 10	< 1	0.12	20	0.52	630
8821	203	238	< 5	2.07	< 0.2	5	790	< 0.5	< 2	0.69	1.5	5	60	44	3.22	< 10	< 1	0.14	20	0.56	400
8822	203	238	< 5	1.98	< 0.2	15	300	< 0.5	< 2	0.28	0.5	10	95	53	4.02	< 10	< 1	0.16	30	0.65	485
8823	203	238	< 5	2.25	0.4	20	360	< 0.5	< 2	0.54	0.5	10	57	70	3.91	< 10	< 1	0.13	30	0.66	515



Chemex Labs Ltd.

Analytical Chemists • Geochemists • Registered Assayers
 212 BROOKSBANK AVE., NORTH VANCOUVER,
 BRITISH COLUMBIA, CANADA V7J-2C1
 PHONE (604) 984-0221

To: ARCHER CATHRO & ASSOC. (1981) LTD.

3125 3RD AVE., BOX 4127
 WHITEHORSE, YT
 Y1A 3S9

Project: MARG
 Comments:

Page No.: 3-B
 Tot. Pages: 8
 Date: 17-JUL-89
 Invoice #: I-8919762
 P.O. #: NONE

CERTIFICATE OF ANALYSIS A8919762

SAMPLE DESCRIPTION	PREP CODE		Mo	Na	Ni	P	Pb	Sb	Sc	Sr	Ti	Tl	U	V	W	Zn
			ppm	%	ppm	ppm	ppm	ppm	ppm	ppm	%	ppm	ppm	ppm	ppm	ppm
8735	203	238	4	0.02	47	1280	16	5	3	28	0.03	< 10	< 10	72	< 10	290
8736	203	238	3	0.03	47	1100	12	5	4	31	0.04	< 10	< 10	66	< 10	342
8737	203	238	2	0.02	42	830	16	5	4	18	0.05	< 10	< 10	56	< 10	222
8738	203	238	2	0.02	37	830	12	5	4	20	0.06	< 10	< 10	53	< 10	188
8739	203	238	1	0.02	27	740	16	5	2	14	0.03	< 10	< 10	52	< 10	142
8740	203	238	1	0.02	31	870	16	5	2	15	0.03	< 10	< 10	50	< 10	162
8741	203	238	< 1	0.02	35	790	24	5	4	15	0.05	< 10	< 10	36	< 10	256
8742	203	238	1	0.02	34	810	22	5	3	17	0.04	< 10	< 10	34	< 10	198
8743	203	238	4	0.03	116	1840	16	10	3	31	< 0.01	< 10	< 10	48	< 10	402
8744	217	238	1	0.02	32	860	8	10	3	15	< 0.01	< 10	< 10	51	< 10	204
8745	203	238	7	0.03	43	1820	16	10	4	28	< 0.01	< 10	< 10	60	< 10	234
8746	203	238	5	0.03	41	1500	12	10	4	27	< 0.01	< 10	< 10	59	< 10	240
8747	203	238	1	0.04	77	1200	20	5	4	24	0.02	< 10	< 10	56	< 10	398
8748	203	238	2	0.03	91	1030	20	5	4	20	0.02	< 10	< 10	47	< 10	502
8749	203	238	2	0.02	35	1090	18	5	2	17	0.02	< 10	< 10	42	< 10	214
8750	203	238	2	0.02	37	770	14	5	3	12	0.04	< 10	< 10	48	< 10	182
8751	203	238	1	0.02	39	740	12	5	2	13	0.03	< 10	< 10	54	< 10	214
8801	203	238	2	0.02	45	760	6	5	4	11	0.03	< 10	< 10	61	< 10	184
8802	203	238	3	0.02	35	780	18	5	3	14	0.02	10	< 10	55	< 10	200
8803	203	238	3	0.02	46	810	12	5	3	15	0.03	10	< 10	62	< 10	238
8804	203	238	3	0.02	32	830	18	5	2	25	0.02	< 10	< 10	47	< 10	188
8805	203	238	2	0.02	22	790	12	5	2	17	0.01	< 10	< 10	30	< 10	138
8806	203	238	4	0.03	20	1110	26	5	2	27	0.01	< 10	< 10	46	< 10	140
8807	203	238	4	0.02	26	1180	26	10	2	25	0.02	< 10	< 10	47	< 10	154
8808	203	238	1	0.02	26	890	20	5	3	22	0.03	10	< 10	33	< 10	152
8809	203	238	3	0.02	30	1270	12	5	1	34	0.03	< 10	< 10	54	< 10	172
8810	203	238	2	0.02	41	2290	12	< 5	1	62	0.01	10	< 10	59	< 10	318
8811	203	238	4	0.02	59	1500	12	5	3	30	0.03	10	< 10	70	< 10	456
8812	203	238	2	0.02	59	1290	8	5	8	30	0.07	10	< 10	98	< 10	368
8813	203	238	2	0.01	63	870	14	< 5	5	22	0.13	10	< 10	66	< 10	290
8814	203	238	1	0.02	48	780	12	< 5	6	22	0.08	< 10	< 10	82	< 10	252
8815	203	238	2	0.02	54	850	10	5	6	23	0.09	< 10	< 10	86	< 10	270
8816	203	238	1	0.01	44	800	6	5	5	17	0.09	10	< 10	91	< 10	200
8817	203	238	2	0.02	44	1040	8	< 5	5	19	0.10	10	< 10	91	< 10	198
8818	203	238	1	0.02	45	700	4	< 5	3	17	0.06	< 10	< 10	61	< 10	308
8819	203	238	2	0.02	46	990	14	5	3	27	0.06	< 10	< 10	66	< 10	304
8820	203	238	2	0.02	28	2160	8	< 5	1	35	0.02	< 10	< 10	51	< 10	196
8821	203	238	1	0.01	25	1420	2	< 5	2	42	0.02	< 10	< 10	31	< 10	148
8822	203	238	3	0.01	38	870	16	< 5	4	26	0.08	< 10	< 10	53	< 10	276
8823	203	238	1	0.01	35	1180	20	10	3	26	0.05	< 10	< 10	50	< 10	294



Chemex Labs Ltd.

Analytical Chemists • Geochemists • Registered Assayers
 212 BROOKSBANK AVE., NORTH VANCOUVER,
 BRITISH COLUMBIA, CANADA V7J-2C1
 PHONE (604) 984-0221

10 ARCHER CATIRO & ASSOC. (1981) LTD.

3125 3RD AVE., BOX 4127
 WHITEHORSE, YT
 Y1A 3S9

Project: MARG
 Comments:

Page No.: 4-A
 Tot. Pages: 8
 Date: 17-JUL-89
 Invoice #: 1-8919762
 P.O. #: NONE

CERTIFICATE OF ANALYSIS A8919762

SAMPLE DESCRIPTION	PREP CODE		Au ppb	Al %	Ag ppm	As ppm	Ba ppm	Be ppm	Bi ppm	Ca %	Cd ppm	Co ppm	Cr ppm	Cu ppm	Fe %	Ga ppm	Hg ppm	K %	La ppm	Mg %	Mn ppm
			PATAA																		
8824	203	238	< 5	1.73	< 0.2	30	280	< 0.5	< 2	0.23	< 0.5	8	99	28	3.18	10	< 1	0.14	20	0.54	430
8825	203	238	10	1.83	< 0.2	35	300	< 0.5	< 2	0.10	< 0.5	7	97	22	3.74	10	< 1	0.24	30	0.60	300
8826	203	238	< 5	1.57	< 0.2	35	240	< 0.5	< 2	0.13	< 0.5	11	113	33	4.00	< 10	< 1	0.21	40	0.59	410
8827	203	238	< 5	1.63	< 0.2	25	280	< 0.5	< 2	0.09	< 0.5	10	115	29	3.89	10	< 1	0.21	30	0.60	500
8828	203	238	< 5	1.55	< 0.2	5	270	< 0.5	< 2	0.10	< 0.5	9	65	28	3.83	10	< 1	0.17	40	0.60	440
8829	203	238	< 5	1.76	0.2	< 5	380	< 0.5	< 2	0.33	1.0	10	69	27	3.21	10	< 1	0.13	30	0.57	610
8830	203	238	< 5	1.84	< 0.2	20	340	< 0.5	< 2	0.29	< 0.5	11	116	34	3.79	< 10	< 1	0.17	30	0.64	410
8831	203	238	< 5	1.88	0.4	40	280	< 0.5	< 2	0.17	< 0.5	9	101	29	3.45	10	< 1	0.14	30	0.56	300
8832	203	238	< 5	1.98	< 0.2	20	310	< 0.5	< 2	0.25	0.5	13	136	43	4.30	10	< 1	0.19	30	0.60	580
8833	203	238	15	1.63	0.2	30	260	< 0.5	< 2	0.27	0.5	13	109	37	3.72	10	< 1	0.15	30	0.57	550
8834	203	238	< 5	2.03	< 0.2	5	350	< 0.5	< 2	0.32	0.5	8	80	40	4.07	10	< 1	0.13	20	0.58	365
8835	203	238	< 5	1.87	< 0.2	35	200	< 0.5	< 2	0.20	< 0.5	7	88	36	7.49	< 10	< 1	0.13	20	0.48	250
8836	203	238	< 5	1.19	< 0.2	< 5	240	< 0.5	< 2	0.12	0.5	5	111	18	2.40	< 10	< 1	0.17	20	0.20	225
8837	203	238	< 5	1.84	< 0.2	30	260	< 0.5	< 2	0.24	< 0.5	12	99	33	4.05	< 10	< 1	0.15	30	0.61	505
8838	203	238	< 5	1.50	< 0.2	35	260	< 0.5	< 2	0.25	< 0.5	8	119	38	3.40	< 10	< 1	0.12	20	0.42	530
8839	203	238	< 5	2.13	0.4	25	370	< 0.5	< 2	0.35	1.0	21	96	61	4.77	10	< 1	0.09	20	0.91	630
8840	203	238	5	2.03	< 0.2	35	200	< 0.5	< 2	0.24	< 0.5	15	109	62	3.73	< 10	< 1	0.10	20	0.66	440
8841	217	238	< 5	1.81	< 0.2	40	170	< 0.5	< 2	0.39	< 0.5	10	123	29	3.94	< 10	< 1	0.06	10	1.08	415
8842	203	238	< 5	1.38	< 0.2	5	270	< 0.5	< 2	0.13	0.5	10	77	25	3.82	< 10	< 1	0.09	30	0.70	315
8843	203	238	< 5	1.42	< 0.2	10	340	< 0.5	< 2	0.22	0.5	13	58	28	4.35	10	< 1	0.10	40	0.60	515
8844	203	238	5	1.20	< 0.2	25	160	< 0.5	< 2	0.09	< 0.5	10	105	36	4.58	10	< 1	0.12	30	0.49	415
8845	203	238	< 5	1.56	< 0.2	10	300	< 0.5	< 2	0.07	< 0.5	10	80	34	5.15	10	< 1	0.15	40	0.52	460
8846	203	238	< 5	1.44	< 0.2	15	230	< 0.5	< 2	0.09	< 0.5	9	70	37	6.54	< 10	< 1	0.13	40	0.49	475
8847	203	238	< 5	1.68	< 0.2	20	300	< 0.5	< 2	0.19	< 0.5	12	133	46	4.18	10	< 1	0.20	30	0.72	450
8848	203	238	10	1.82	< 0.2	15	260	< 0.5	< 2	0.12	1.0	15	114	58	4.31	10	1	0.18	40	0.70	625
8849	203	238	< 5	1.83	< 0.2	35	260	< 0.5	< 2	0.11	< 0.5	12	138	60	4.51	10	1	0.17	30	0.60	430
8850	203	238	< 5	1.70	< 0.2	25	280	< 0.5	< 2	0.11	0.5	10	119	67	4.62	< 10	< 1	0.11	30	0.77	345
8851	203	238	< 5	1.09	< 0.2	20	150	< 0.5	< 2	0.08	0.5	8	81	43	3.35	< 10	< 1	0.07	30	0.46	265
8852	203	238	< 5	1.77	< 0.2	15	230	< 0.5	< 2	0.08	0.5	8	152	40	3.83	< 10	< 1	0.19	30	0.64	325
8853	203	238	< 5	1.74	< 0.2	10	300	< 0.5	< 2	0.17	1.0	10	136	48	4.39	10	< 1	0.19	40	0.67	505
8854	203	238	< 5	1.43	< 0.2	< 5	200	< 0.5	< 2	0.09	0.5	10	120	40	4.84	< 10	< 1	0.18	30	0.46	405
8855	203	238	15	1.53	< 0.2	10	240	< 0.5	< 2	0.08	< 0.5	14	116	37	5.19	< 10	< 1	0.17	30	0.51	815
8856	203	238	< 5	1.44	< 0.2	< 5	150	< 0.5	< 2	0.11	0.5	14	80	62	4.27	< 10	< 1	0.10	30	0.56	620
8857	203	238	< 5	1.59	< 0.2	10	180	< 0.5	< 2	0.15	0.5	16	151	60	4.51	< 10	< 1	0.14	30	0.57	595
8858	203	238	< 5	1.54	< 0.2	20	390	< 0.5	< 2	0.15	< 0.5	12	97	27	4.02	10	2	0.14	40	0.64	545
8859	203	238	< 5	1.55	< 0.2	5	190	< 0.5	< 2	0.22	2.0	20	123	57	4.38	< 10	< 1	0.09	30	0.93	465
8860	203	238	10	1.75	< 0.2	30	160	< 0.5	< 2	0.25	0.5	13	128	68	4.36	< 10	< 1	0.10	30	0.76	340
8861	203	238	< 5	1.98	< 0.2	35	230	< 0.5	< 2	0.18	< 0.5	11	148	52	3.77	< 10	1	0.13	20	0.65	405
8862	203	238	< 5	2.07	< 0.2	15	310	< 0.5	< 2	0.22	2.5	21	101	60	4.52	< 10	< 1	0.10	20	0.78	760
8863	203	238	< 5	1.61	< 0.2	20	250	< 0.5	< 2	0.19	0.5	16	174	34	3.67	10	< 1	0.11	20	0.66	490

CERTIFICATION :



Chemex Labs Ltd.

Analytical Chemists • Geochemists • Registered Assayers

112 BROOKSBANK AVE., NORTH VANCOUVER,
BRITISH COLUMBIA, CANADA V7J-2C1

PHONE (604) 984-0221

to ARCHER CATHRO & ASSOC. (1981) LTD.

3125 3RD AVE., BOX 4127
WHITEHORSE, YT
Y1A 3S9

Project: MARG

Comments:

Page No. : 4-B
Tot. Pages: 8
Date : 17-JUL-89
Invoice #: 1-8919762
P.O. #: NONE

CERTIFICATE OF ANALYSIS A8919762

SAMPLE DESCRIPTION	PREP CODE		Mo	Na	Ni	P	Pb	Sb	Sc	Sr	Ti	Tl	U	V	W	Zn
			ppm	%	ppm	ppm	ppm	ppm	ppm	ppm	%	ppm	ppm	ppm	ppm	ppm
8824	203	238	1	0.02	21	930	14	< 5	1	21	0.04	< 10	< 10	52	< 10	132
8825	203	238	< 1	0.01	19	610	20	< 5	3	12	0.04	< 10	< 10	25	< 10	114
8826	203	238	1	0.01	23	760	26	5	3	13	0.05	< 10	< 10	21	< 10	138
8827	203	238	< 1	0.01	21	700	18	5	3	10	0.03	< 10	< 10	20	< 10	116
8828	203	238	1	0.01	20	670	18	< 5	3	11	0.05	< 10	< 10	19	< 10	118
8829	203	238	1	0.01	23	1090	20	< 5	1	20	0.02	< 10	< 10	32	< 10	160
8830	203	238	1	0.02	24	660	14	5	3	20	0.06	< 10	< 10	37	< 10	178
8831	203	238	2	0.02	23	760	12	< 5	2	18	0.04	< 10	< 10	51	< 10	166
8832	203	238	2	0.02	29	900	24	5	3	21	0.04	< 10	< 10	45	< 10	180
8833	203	238	1	0.02	16	890	20	5	4	21	0.07	< 10	< 10	39	< 10	200
8834	203	238	2	0.02	25	850	14	5	2	22	0.04	< 10	< 10	57	< 10	214
8835	203	238	< 1	0.02	27	1070	18	5	2	15	0.05	< 10	< 10	43	< 10	188
8836	203	238	1	0.02	14	620	12	< 5	1	14	0.03	< 10	< 10	48	< 10	92
8837	203	238	1	0.02	25	710	20	5	3	18	0.07	< 10	< 10	44	< 10	162
8838	203	238	< 1	0.02	24	1180	20	5	< 1	18	0.01	< 10	< 10	41	< 10	122
8839	203	238	5	0.01	60	1590	14	5	3	30	0.03	< 10	< 10	76	< 10	438
8840	203	238	2	0.02	37	840	10	5	3	20	0.06	< 10	< 10	64	< 10	220
8841	217	238	2	0.01	29	900	6	< 5	3	19	0.10	< 10	< 10	67	< 10	140
8842	203	238	2	0.01	19	910	16	5	2	16	0.03	< 10	< 10	30	< 10	122
8843	203	238	2	0.01	23	990	24	< 5	3	19	0.01	< 10	< 10	24	< 10	142
8844	203	238	7	0.01	29	710	26	5	2	13	0.03	10	< 10	35	< 10	160
8845	203	238	2	0.01	21	910	20	< 5	2	13	0.01	10	< 10	30	< 10	150
8846	203	238	< 1	0.01	26	830	14	5	2	10	0.01	10	< 10	26	< 10	258
8847	203	238	1	0.02	32	830	20	5	3	18	0.03	< 10	< 10	41	< 10	158
8848	203	238	2	0.02	16	800	20	5	3	13	0.02	10	< 10	45	< 10	228
8849	203	238	2	0.02	40	860	10	5	2	18	0.03	20	< 10	63	< 10	196
8850	203	238	4	0.02	39	880	14	5	3	14	0.02	10	< 10	69	< 10	204
8851	203	238	2	0.01	30	660	14	< 5	2	11	0.02	< 10	< 10	41	< 10	144
8852	203	238	1	0.02	28	810	24	< 5	1	11	0.02	10	< 10	43	< 10	158
8853	203	238	1	0.02	30	840	18	< 5	3	17	0.03	20	< 10	42	< 10	170
8854	203	238	3	0.02	27	770	20	5	2	12	0.02	10	< 10	44	< 10	156
8855	203	238	1	0.02	26	960	24	5	1	11	0.01	10	< 10	35	< 10	178
8856	203	238	1	0.01	35	800	12	< 5	3	10	0.02	10	< 10	39	< 10	166
8857	203	238	2	0.02	41	920	22	5	3	14	0.03	< 10	< 10	43	< 10	188
8858	203	238	1	0.01	23	840	24	< 5	2	15	0.01	10	< 10	31	< 10	132
8859	203	238	2	0.01	50	950	16	5	4	20	0.05	10	< 10	49	< 10	284
8860	203	238	1	0.02	40	910	12	10	4	15	0.05	< 10	< 10	56	< 10	184
8861	203	238	2	0.02	35	770	18	10	2	17	0.05	< 10	< 10	63	< 10	160
8862	203	238	4	0.01	58	1500	16	10	2	25	0.02	< 10	< 10	73	< 10	492
8863	203	238	4	0.02	33	930	10	5	1	21	0.02	< 10	< 10	64	< 10	240

CERTIFICATION : _____



Chemex Labs Ltd.

Analytical Chemists • Geochemists • Registered Assayers
 212 BROOKSBANK AVE., NORTH VANCOUVER,
 BRITISH COLUMBIA, CANADA V7J-2C1

PHONE (604) 984-0221

To ARCHER CATIRO & ASSOC. (1981) LTD.

3125 JRD AVE., BOX 4127
 WHITEHORSE, YT
 Y1A 3S9

Project: MARG
 Comments:

Page no.: 5-A
 Tot. Pages: 8
 Date: 17-JUL-89
 Invoice #: I-8919762
 P.O. #: NONE

CERTIFICATE OF ANALYSIS A8919762

SAMPLE DESCRIPTION	PREP CODE	Au ppb FATAA	Al %	Ag ppm	As ppm	Ba ppm	Be ppm	Bi ppm	Ca %	Cd ppm	Co ppm	Cr ppm	Cu ppm	Fe %	Ga ppm	Hg ppm	K %	La ppm	Mg %	Mn ppm
8864	203 238	< 5	1.87	< 0.2	25	230	< 0.5	< 2	0.16	0.5	13	129	48	4.02	< 10	< 1	0.09	20	0.74	365
8865	203 238	< 5	1.82	< 0.2	45	180	< 0.5	< 2	0.13	< 0.5	10	143	34	3.60	10	< 1	0.11	20	0.50	460
8866	203 238	< 5	1.30	< 0.2	20	230	< 0.5	< 2	0.29	1.0	11	147	20	2.88	< 10	< 1	0.15	20	0.33	915
8867	203 238	< 5	1.53	< 0.2	10	160	< 0.5	< 2	0.12	0.5	8	178	28	3.46	10	< 1	0.11	20	0.50	325
8868	203 238	35	1.65	0.2	20	210	< 0.5	< 2	0.17	0.5	10	148	42	3.86	10	< 1	0.14	30	0.55	410
8869	203 238	10	1.77	< 0.2	30	220	< 0.5	< 2	0.14	< 0.5	10	231	36	3.97	< 10	< 1	0.17	30	0.59	360
8870	203 238	< 5	1.91	< 0.2	40	270	< 0.5	< 2	0.13	< 0.5	13	206	36	4.37	< 10	2	0.17	30	0.59	540
8871	203 238	< 5	1.81	0.2	25	180	< 0.5	2	0.15	< 0.5	10	196	39	3.85	< 10	< 1	0.13	20	0.62	340
8872	203 238	< 5	1.85	0.2	40	220	< 0.5	2	0.17	< 0.5	8	187	34	4.24	10	1	0.14	20	0.55	290
8873	203 238	< 5	1.77	0.2	15	270	< 0.5	< 2	0.27	0.5	10	143	31	3.57	10	< 1	0.14	30	0.59	415
8874	203 238	< 5	1.85	< 0.2	25	220	< 0.5	< 2	0.11	< 0.5	10	134	21	4.22	< 10	< 1	0.12	20	0.47	825
8875	203 238	< 5	2.08	0.2	5	320	< 0.5	< 2	0.17	0.5	10	104	37	3.86	10	< 1	0.16	30	0.77	320
8876	203 238	< 5	1.80	0.4	10	290	< 0.5	4	0.30	1.0	12	355	52	4.12	10	1	0.22	30	0.78	360
8877	203 238	< 5	1.61	1.0	< 5	210	< 0.5	< 2	0.21	0.5	9	130	45	3.64	10	< 1	0.14	30	0.59	330
8878	203 238	10	1.91	0.4	35	270	< 0.5	< 2	0.23	< 0.5	9	222	25	3.64	10	< 1	0.18	30	0.59	380
8879	203 238	< 5	1.74	0.4	25	240	< 0.5	< 2	0.23	< 0.5	12	169	31	3.72	10	1	0.13	30	0.56	485
8880	203 238	< 5	1.92	0.6	10	180	< 0.5	2	0.16	< 0.5	12	190	46	3.97	10	< 1	0.11	30	0.57	355
8881	203 238	10	1.85	0.2	20	200	< 0.5	2	0.12	< 0.5	9	174	33	3.62	10	1	0.16	30	0.58	365
8882	203 238	30	1.82	0.8	10	230	< 0.5	< 2	0.16	< 0.5	8	247	31	3.49	10	1	0.17	30	0.58	270
8883	203 238	75	1.91	0.6	5	220	< 0.5	< 2	0.16	0.5	9	182	37	3.90	10	< 1	0.18	30	0.57	315
8884	203 238	40	1.57	< 0.2	< 5	210	< 0.5	< 2	0.10	< 0.5	9	216	17	3.40	< 10	1	0.14	20	0.35	675
8885	203 238	35	1.95	< 0.2	5	240	< 0.5	< 2	0.19	0.5	10	142	39	3.66	< 10	< 1	0.12	20	0.59	465
8886	203 238	30	1.92	0.4	20	300	< 0.5	< 2	0.30	1.0	13	194	65	4.07	< 10	< 1	0.11	20	0.76	390
8887	203 238	45	1.89	< 0.2	15	210	< 0.5	< 2	0.11	< 0.5	10	126	34	3.71	< 10	< 1	0.10	20	0.63	305
8888	203 238	30	1.82	0.6	25	180	< 0.5	2	0.26	1.0	18	174	73	4.26	10	< 1	0.10	30	0.79	425
8889	203 238	10	1.95	0.2	15	290	< 0.5	< 2	0.23	1.0	17	155	52	4.19	< 10	< 1	0.12	30	0.69	710
8890	203 238	< 5	1.99	0.4	5	230	< 0.5	< 2	0.13	0.5	11	218	34	4.03	10	< 1	0.15	20	0.52	520
8891	203 238	< 5	1.93	0.2	35	250	< 0.5	< 2	0.16	< 0.5	12	176	51	4.33	10	1	0.14	30	0.66	500
8892	203 238	< 5	1.31	0.2	< 5	280	< 0.5	< 2	0.11	< 0.5	8	163	20	3.79	10	< 1	0.11	40	0.60	295
8893	203 238	15	1.36	0.2	10	230	< 0.5	< 2	0.12	< 0.5	13	195	28	4.21	10	1	0.11	40	0.64	495
8894	203 238	< 5	1.61	0.2	25	220	< 0.5	< 2	0.11	< 0.5	10	260	42	4.31	< 10	< 1	0.17	30	0.52	440
8895	203 238	< 5	1.85	0.4	10	180	< 0.5	< 2	0.14	< 0.5	15	154	58	4.43	10	< 1	0.13	30	0.62	600
8896	203 238	< 5	1.87	0.4	15	220	< 0.5	2	0.16	< 0.5	9	211	68	4.07	10	< 1	0.17	30	0.63	295
8897	203 238	10	1.55	0.4	5	230	< 0.5	< 2	0.23	< 0.5	11	95	46	4.26	10	< 1	0.12	40	0.65	370
8898	203 238	25	1.79	0.6	30	200	< 0.5	2	0.15	0.5	17	230	96	5.22	10	< 1	0.08	30	0.72	450
8899	203 238	25	1.82	1.0	10	180	< 0.5	< 2	0.16	1.0	13	194	92	5.92	10	< 1	0.09	50	0.59	300
8900	203 238	5	3.03	0.6	55	260	< 0.5	< 2	0.17	< 0.5	15	213	203	7.24	10	< 1	0.17	40	0.93	330
8901	217 238	15	1.87	0.6	20	170	< 0.5	2	0.18	0.5	12	126	69	4.40	< 10	< 1	0.07	20	1.30	315
8902	203 238	< 5	2.19	0.8	25	340	< 0.5	< 2	0.39	4.0	23	300	149	6.03	10	2	0.12	30	1.22	510
8903	217 238	15	1.09	1.0	20	250	< 0.5	2	0.28	3.0	12	124	84	3.67	10	< 1	0.08	30	0.57	215



Chemex Labs Ltd.

Analytical Chemists • Geochemists • Registered Assayers

211 BROOKSBANK AVE. NORTH VANCOUVER,
BRITISH COLUMBIA, CANADA V7J-1C1

PHONE (604) 984-0221

To: ARCHER CATHRO & ASSOC. (1981) LTD.

3125 3RD AVE., BOX 4127
WHITEHORSE, YT
Y1A 3S9

Project: MARG

Comments:

Page No. 5-B
Tot. Pages: 8
Date: 17-JUL-89
Invoice #: I-8919762
P.O. #: NONE

CERTIFICATE OF ANALYSIS A8919762

SAMPLE DESCRIPTION	PREP CODE	Mb ppm	Na %	Ni ppm	P ppm	Pb ppm	Sb ppm	Sc ppm	Sr ppm	Ti %	Tl ppm	U ppm	V ppm	W ppm	Zn ppm
8864	203 238	6	0.02	42	970	12	5	2	20	0.03	< 10	< 10	69	< 10	266
8865	203 238	3	0.02	25	700	12	5	1	15	0.03	< 10	< 10	57	< 10	126
8866	203 238	1	0.02	19	970	20	5	< 1	20	0.02	< 10	< 10	49	< 10	96
8867	203 238	2	0.01	20	510	16	< 5	2	11	0.06	< 10	< 10	39	< 10	126
8868	203 238	2	0.02	29	640	26	5	3	14	0.06	< 10	< 10	42	< 10	154
8869	203 238	2	0.02	28	600	20	< 5	3	14	0.06	< 10	< 10	39	< 10	154
8870	203 238	2	0.02	31	730	24	5	2	15	0.05	< 10	< 10	49	< 10	188
8871	203 238	2	0.02	31	720	14	5	2	14	0.05	< 10	< 10	48	< 10	176
8872	203 238	2	0.02	26	720	16	5	2	15	0.04	10	< 10	47	< 10	154
8873	203 238	2	0.02	27	750	10	5	2	20	0.04	< 10	< 10	42	< 10	196
8874	203 238	4	0.01	20	890	38	< 5	1	15	0.03	< 10	< 10	60	< 10	128
8875	203 238	2	0.02	30	780	26	5	2	18	0.05	< 10	< 10	45	< 10	204
8876	203 238	2	0.02	36	900	58	< 5	4	22	0.10	< 10	< 10	51	< 10	244
8877	203 238	1	0.01	29	690	34	5	3	16	0.07	< 10	< 10	38	< 10	176
8878	203 238	2	0.03	28	690	16	5	2	21	0.06	< 10	< 10	51	< 10	174
8879	203 238	3	0.02	26	900	20	5	2	19	0.04	< 10	< 10	45	< 10	160
8880	203 238	2	0.02	36	800	20	< 5	2	17	0.04	< 10	< 10	55	< 10	172
8881	203 238	1	0.02	23	670	20	5	3	14	0.06	< 10	< 10	45	< 10	132
8882	203 238	2	0.02	26	660	24	5	3	16	0.06	< 10	< 10	50	< 10	126
8883	203 238	1	0.02	27	710	24	< 5	4	16	0.08	< 10	< 10	47	< 10	146
8884	203 238	1	0.02	15	640	34	5	1	12	0.07	< 10	< 10	105	< 10	76
8885	203 238	2	0.02	26	880	20	< 5	1	18	0.03	< 10	< 10	64	< 10	138
8886	203 238	3	0.02	43	1100	6	5	3	26	0.05	< 10	< 10	70	< 10	262
8887	203 238	4	0.02	31	860	16	5	1	18	0.03	< 10	< 10	70	< 10	182
8888	203 238	3	0.02	56	1020	12	5	5	20	0.06	20	< 10	57	< 10	260
8889	203 238	6	0.02	44	1110	10	< 5	3	24	0.04	< 10	< 10	68	< 10	324
8890	203 238	3	0.02	28	720	16	5	2	16	0.05	< 10	< 10	64	< 10	140
8891	203 238	4	0.02	36	760	20	5	3	18	0.06	< 10	< 10	62	< 10	192
8892	203 238	2	0.01	22	760	26	5	2	13	0.02	10	< 10	26	< 10	120
8893	203 238	2	0.01	27	670	22	5	3	14	0.03	10	< 10	32	< 10	138
8894	203 238	3	0.02	30	770	20	5	2	14	0.03	10	< 10	44	< 10	150
8895	203 238	3	0.02	36	810	26	5	3	14	0.04	10	< 10	55	< 10	166
8896	203 238	2	0.03	37	740	14	5	2	16	0.03	< 10	< 10	51	< 10	158
8897	203 238	4	0.01	26	780	24	< 5	2	17	0.02	10	< 10	35	< 10	162
8898	203 238	5	0.03	46	1010	26	5	5	16	0.02	< 10	< 10	65	< 10	218
8899	203 238	7	0.04	44	1560	18	5	5	24	< 0.01	10	< 10	60	< 10	236
8900	203 238	7	0.06	70	1620	28	5	7	28	< 0.01	10	< 10	85	< 10	338
8901	217 238	5	0.01	40	890	2	< 5	5	17	0.06	< 10	< 10	91	< 10	248
8902	203 238	6	0.02	53	1320	14	< 5	6	28	0.14	10	< 10	105	< 10	402
8903	217 238	6	0.01	41	1260	12	< 5	4	24	0.07	10	< 10	75	< 10	304



Chemex Labs Ltd.

Analytical Chemists • Geochemists • Registered Assayers
 212 BROOKSBANK AVE., NORTH VANCOUVER,
 BRITISH COLUMBIA, CANADA V7J-1C1
 PHONE (604) 984-0221

To: ARCHER CATIRO & ASSOC. (1981) LTD.

3125 3RD AVE., BOX 4127
 WHITEHORSE, YT
 Y1A 3S9

Project: MARG
 Comments:

Page No. 6-A
 Tot. Pages: 8
 Date: 17-JUL-89
 Invoice #: 1-8919762
 P.O. # NONE

CERTIFICATE OF ANALYSIS A8919762

SAMPLE DESCRIPTION	PREP CODE	Au ppb FA+AA	Al %	Ag ppm	As ppm	Ba ppm	Bc ppm	Bi ppm	Ca %	Cd ppm	Co ppm	Cr ppm	Cu ppm	Fe %	Ga ppm	Hg ppm	K %	La ppm	Mg %	Mn ppm
8904	203 238	10	1.29	1.8	55	300	< 0.5	2	0.21	4.0	12	238	131	4.51	< 10	< 1	0.08	30	0.61	245
8905	203 238	< 5	1.23	2.0	60	400	< 0.5	< 2	0.20	1.5	12	265	99	3.99	< 10	1	0.13	30	0.54	245
8906	217 238	< 5	2.69	< 0.2	10	160	< 0.5	2	0.35	4.0	21	360	106	4.49	10	1	0.04	10	1.86	380
8907	203 238	20	0.98	1.8	60	440	< 0.5	< 2	0.13	1.5	8	338	78	4.35	< 10	< 1	0.17	40	0.29	235
8908	203 238	10	0.82	1.2	50	360	< 0.5	< 2	0.08	4.0	4	473	73	4.66	< 10	< 1	0.17	20	0.18	370
8909	203 238	15	0.92	2.4	75	490	< 0.5	< 2	0.05	0.5	2	357	93	5.43	< 10	< 1	0.25	20	0.16	120
8910	203 238	25	0.50	1.4	45	280	< 0.5	< 2	0.05	< 0.5	2	350	49	3.11	< 10	1	0.14	30	0.08	75
8911	203 238	< 5	2.01	< 0.2	35	950	< 0.5	< 2	0.23	1.5	13	206	33	4.99	10	< 1	0.34	50	0.58	585
8912	203 238	< 5	2.10	< 0.2	25	890	< 0.5	< 2	0.41	0.5	14	195	20	5.12	10	1	0.49	80	0.66	825
8913	203 238	< 5	2.00	< 0.2	10	560	< 0.5	< 2	0.57	0.5	9	127	17	4.95	10	1	0.28	30	0.80	510
8914	203 238	< 5	1.22	< 0.2	25	280	< 0.5	< 2	0.36	< 0.5	14	261	16	3.72	10	< 1	0.59	60	0.38	460
8915	203 238	< 5	1.21	< 0.2	20	270	< 0.5	< 2	0.38	< 0.5	9	150	14	3.70	10	1	0.60	50	0.44	405
8916	203 238	< 5	1.74	< 0.2	5	500	< 0.5	< 2	0.39	< 0.5	14	246	14	4.16	10	1	0.67	40	0.71	405
8917	203 238	< 5	0.89	< 0.2	30	320	< 0.5	< 2	0.73	< 0.5	9	190	10	2.42	10	< 1	0.42	60	0.30	275
8918	203 238	< 5	1.26	< 0.2	40	250	< 0.5	< 2	0.39	< 0.5	11	181	13	3.50	10	< 1	0.60	70	0.42	360
8919	203 238	< 5	0.98	< 0.2	10	140	< 0.5	< 2	0.42	< 0.5	13	129	12	3.35	20	< 1	0.54	50	0.35	355
8920	203 238	< 5	1.47	< 0.2	25	460	0.5	< 2	0.20	< 0.5	8	211	10	4.37	10	< 1	0.63	60	0.43	345
8921	203 238	< 5	1.50	< 0.2	20	370	0.5	< 2	0.46	< 0.5	7	163	10	3.68	10	< 1	0.68	40	0.47	325
8922	203 238	< 5	1.79	< 0.2	15	510	0.5	< 2	0.75	0.5	10	100	14	3.97	10	< 1	0.70	80	0.45	495
8923	203 238	< 5	1.59	< 0.2	5	660	< 0.5	< 2	0.24	1.0	12	198	16	4.34	10	< 1	0.41	50	0.52	510
8924	203 238	20	1.67	0.2	20	1010	< 0.5	< 2	0.49	5.0	9	123	41	4.37	10	1	0.39	60	0.41	345
8925	203 238	35	0.67	2.4	85	410	< 0.5	< 2	0.02	< 0.5	1	332	46	4.24	< 10	< 1	0.23	20	0.07	50
8926	203 238	40	0.63	1.0	55	300	< 0.5	< 2	0.04	1.0	4	496	70	4.30	< 10	1	0.13	20	0.12	190
8927	203 238	< 5	1.19	0.4	50	290	< 0.5	< 2	0.10	1.5	9	336	113	5.18	< 10	< 1	0.10	30	0.63	210
8928	203 238	5	0.85	0.8	35	360	< 0.5	< 2	0.13	1.0	6	378	63	3.41	< 10	< 1	0.10	20	0.34	170
8929	203 238	5	1.26	0.6	20	340	< 0.5	< 2	0.16	2.5	9	277	88	4.13	< 10	< 1	0.10	30	0.60	225
8930	203 238	< 5	1.21	< 0.2	20	340	< 0.5	< 2	0.20	3.5	14	263	99	5.14	< 10	1	0.10	30	0.58	280
8931	203 238	< 5	1.62	0.2	5	350	< 0.5	< 2	0.21	3.0	15	273	141	5.48	< 10	1	0.11	40	0.83	305
8932	203 238	< 5	1.81	< 0.2	< 5	190	< 0.5	< 2	0.33	4.0	24	244	117	4.50	< 10	< 1	0.08	20	1.11	370
8933	217 238	< 5	2.25	< 0.2	45	350	< 0.5	< 2	0.30	3.5	36	252	205	7.63	< 10	1	0.13	30	1.25	775
8934	203 238	5	1.92	< 0.2	15	360	< 0.5	< 2	0.21	3.5	20	374	131	5.43	< 10	1	0.16	30	1.02	370
8935	217 238	< 5	2.02	1.4	25	690	< 0.5	< 2	0.74	7.5	19	162	164	5.12	< 10	1	0.22	40	0.79	305
8936	217 238	< 5	1.12	0.8	30	330	< 0.5	2	0.28	1.5	8	256	50	3.37	< 10	< 1	0.11	20	0.57	195
8937	203 238	< 5	1.12	1.4	25	450	< 0.5	4	0.11	1.0	8	319	59	3.66	10	1	0.14	30	0.49	195
8938	203 238	< 5	0.80	1.2	45	370	< 0.5	2	0.08	1.0	5	446	94	4.58	< 10	< 1	0.14	30	0.16	225
8939	203 238	< 5	0.58	1.6	40	300	< 0.5	2	0.04	0.5	2	383	55	3.90	< 10	1	0.12	20	0.11	115
8940	203 238	< 5	0.57	1.2	55	380	< 0.5	< 2	0.09	< 0.5	3	547	59	4.31	< 10	1	0.14	20	0.10	110
8941	203 238	< 5	1.78	< 0.2	35	400	< 0.5	2	0.33	1.5	14	218	21	4.54	10	< 1	0.67	50	0.76	505
8942	203 238	< 5	1.96	< 0.2	55	730	< 0.5	2	0.33	0.5	13	174	18	4.99	10	< 1	0.85	70	0.79	460
8943	203 238	< 5	1.70	< 0.2	50	570	< 0.5	< 2	0.26	0.5	10	182	21	5.23	10	< 1	0.79	60	0.71	315



Chemex Labs Ltd.

Analytical Chemists • Geochemists • Registered Assayers

212 BROOKSBANK AVE., NORTH VANCOUVER,
BRITISH COLUMBIA, CANADA V7J-1C1

PHONE (604) 984-0221

to ARCHER CATHRO & ASSOC. (1981) LTD.

3125 JRD AVE., BOX 4127
WHITEHORSE, YT
Y1A 3S9

Project: MARG

Comments:

Page No. 6-B

Tot. Pages: 8

Date: 17-JUL-89

Invoice #: I-8919762

P.O. #: NONE

CERTIFICATE OF ANALYSIS A8919762

SAMPLE DESCRIPTION	PREP CODE		Mo	Na	Ni	P	Pb	Sb	Sc	Sr	Ti	Tl	U	V	W	Zn
			ppm	%	ppm	ppm	ppm	ppm	ppm	ppm	%	ppm	ppm	ppm	ppm	ppm
8904	203	238	12	0.02	52	1620	20	5	4	49	0.02	20	< 10	87	< 10	438
8905	203	238	13	0.03	45	1390	36	5	4	52	0.01	10	< 10	97	< 10	296
8906	217	238	3	0.02	89	1320	10	< 5	9	33	0.16	10	< 10	102	< 10	284
8907	203	238	14	0.03	41	2390	22	5	2	53	< 0.01	20	< 10	85	< 10	320
8908	203	238	25	0.02	39	2460	18	10	1	85	< 0.01	< 10	< 10	89	< 10	344
8909	203	238	34	0.03	41	2630	26	15	1	136	< 0.01	10	< 10	144	< 10	326
8910	203	238	25	0.02	24	1470	18	15	1	71	< 0.01	< 10	< 10	87	< 10	196
8911	203	238	5	0.02	30	1160	26	5	5	41	0.09	10	< 10	32	< 10	294
8912	203	238	2	0.01	22	1220	30	< 5	6	46	0.11	10	< 10	25	< 10	168
8913	203	238	2	0.01	22	870	24	< 5	4	43	0.11	10	< 10	28	< 10	290
8914	203	238	2	0.02	16	880	26	< 5	5	30	0.20	20	< 10	19	< 10	134
8915	203	238	1	0.02	14	920	24	< 5	5	33	0.18	10	< 10	18	< 10	114
8916	203	238	2	0.02	13	840	26	< 5	5	33	0.26	10	< 10	22	< 10	126
8917	203	238	2	0.02	9	850	26	< 5	3	47	0.09	< 10	< 10	11	< 10	70
8918	203	238	1	0.01	11	970	20	5	5	29	0.20	10	< 10	17	< 10	96
8919	203	238	1	0.02	11	930	28	< 5	5	28	0.30	10	< 10	19	< 10	90
8920	203	238	3	0.02	13	870	24	5	4	41	0.14	20	< 10	17	< 10	106
8921	203	238	3	0.02	15	790	14	< 5	4	40	0.17	10	< 10	21	< 10	136
8922	203	238	1	0.01	20	1030	18	< 5	5	50	0.12	10	< 10	20	< 10	164
8923	203	238	1	0.02	22	900	18	< 5	5	29	0.15	10	< 10	20	< 10	184
8924	203	238	7	0.01	32	1370	34	< 5	4	66	0.05	< 10	< 10	30	< 10	218
8925	203	238	37	0.03	22	2510	24	15	1	118	< 0.01	< 10	< 10	136	< 10	208
8926	203	238	26	0.02	35	2010	26	10	1	69	< 0.01	< 10	< 10	76	< 10	282
8927	203	238	11	0.03	47	1890	8	5	3	35	< 0.01	< 10	< 10	66	< 10	416
8928	203	238	11	0.02	33	1460	22	5	1	37	< 0.01	< 10	< 10	62	< 10	244
8929	203	238	12	0.02	41	1280	20	5	2	42	0.01	< 10	< 10	75	< 10	336
8930	203	238	9	0.02	56	1610	2	5	4	25	0.02	< 10	< 10	79	< 10	400
8931	203	238	10	0.02	61	1800	22	5	4	51	0.01	< 10	< 10	64	< 10	380
8932	203	238	6	0.02	64	730	6	5	4	13	0.10	< 10	< 10	71	< 10	480
8933	217	238	12	0.02	69	1620	16	5	7	15	0.09	< 10	< 10	119	< 10	782
8934	203	238	8	0.02	63	1140	10	5	4	21	0.05	< 10	< 10	79	< 10	466
8935	217	238	11	0.04	70	1650	20	5	3	44	0.01	< 10	< 10	108	< 10	378
8936	217	238	4	0.02	31	1590	12	5	3	22	0.03	10	< 10	62	< 10	218
8937	203	238	12	0.03	37	1770	20	5	2	38	< 0.01	10	< 10	83	< 10	260
8938	203	238	17	0.03	42	1990	28	10	1	60	< 0.01	< 10	< 10	69	< 10	328
8939	203	238	25	0.02	28	2350	20	5	1	54	< 0.01	10	< 10	71	< 10	218
8940	203	238	25	0.02	34	2480	16	10	1	97	< 0.01	10	< 10	90	< 10	216
8941	203	238	2	0.02	28	990	24	5	5	34	0.16	10	< 10	20	< 10	204
8942	203	238	1	0.02	18	880	40	< 5	7	51	0.19	< 10	< 10	21	< 10	182
8943	203	238	2	0.02	16	1030	36	5	7	71	0.17	20	< 10	16	< 10	178

CERTIFICATION :



Chemex Labs Ltd.

Analytical Chemists • Geochemists • Registered Assayers

212 BROOKSBANK AVE., NORTH VANCOUVER
BRITISH COLUMBIA, CANADA V7J-2C1

PHONE (604) 984-0221

To: ARCHER CATIRO & ASSOC. (1981) LTD.

3125 JRD AVE., BOX 4127
WHITEHORSE, YT
Y1A 3S9

Project: MARG

Comments:

Page no.: 7-A

Tot. Pages: 8

Date: 17-JUL-89

Invoice #: I-8919762

P.O. #: NONE

CERTIFICATE OF ANALYSIS A8919762

SAMPLE DESCRIPTION	PREP CODE		Au ppb	Al %	Ag ppb	As ppb	Ba ppb	Bc ppb	Bi ppb	Ca %	Cd ppb	Co ppb	Cr ppb	Cu ppb	Fe %	Ga ppb	Hg ppb	K %	La ppb	Mg %	Mn ppb
			FA+AA	%	ppb	ppb	ppb	ppb	ppb	%	ppm	ppm	ppm	ppm	%	ppm	ppm	%	ppm	%	ppm
8944	203	238	< 5	1.62	0.2	15	360	< 0.5	< 2	0.40	< 0.5	15	184	18	4.33	10	< 1	0.76	60	0.64	425
8945	203	238	< 5	1.59	< 0.2	10	290	< 0.5	< 2	0.37	< 0.5	15	142	20	4.29	10	< 1	0.85	60	0.71	355
8946	203	238	< 5	1.63	0.2	20	330	< 0.5	2	0.37	< 0.5	17	142	19	4.27	10	< 1	0.74	60	0.74	425
8947	203	238	< 5	1.67	0.2	5	310	< 0.5	< 2	0.41	< 0.5	15	127	17	4.19	10	< 1	0.78	50	0.73	475
8948	203	238	< 5	1.47	0.2	30	320	< 0.5	< 2	0.34	< 0.5	16	182	16	3.86	10	< 1	0.75	60	0.62	355
8949	203	238	< 5	2.07	0.2	20	440	< 0.5	< 2	0.36	< 0.5	19	88	21	4.90	10	< 1	0.96	70	0.86	590
8950	217	238	< 5	1.66	0.2	5	450	< 0.5	< 2	0.36	< 0.5	13	108	7	4.00	10	< 1	1.14	50	0.55	400
8951	203	238	< 5	1.81	0.2	20	350	< 0.5	< 2	0.52	< 0.5	15	276	17	4.36	10	< 1	0.92	60	0.81	435
8952	203	238	< 5	1.57	0.2	15	350	< 0.5	< 2	0.51	< 0.5	16	196	17	3.85	10	< 1	0.69	50	0.70	435
8953	203	238	< 5	1.70	0.2	15	310	< 0.5	< 2	0.57	< 0.5	15	222	19	4.44	10	< 1	0.86	60	0.79	430
8954	217	238	< 5	1.24	< 0.2	20	370	< 0.5	< 2	0.26	< 0.5	11	131	12	3.98	< 10	< 1	0.56	40	0.51	360
8955	217	238	< 5	1.46	0.2	35	310	< 0.5	< 2	0.32	< 0.5	11	227	11	4.14	10	< 1	0.36	30	0.70	360
8956	203	238	< 5	1.88	0.2	20	510	< 0.5	< 2	0.36	0.5	14	159	19	4.79	10	< 1	0.73	60	0.72	480
8957	203	238	< 5	1.54	0.4	35	550	< 0.5	< 2	0.30	1.5	13	270	29	4.17	10	< 1	0.61	40	0.58	490
8958	203	238	< 5	0.65	1.8	45	390	< 0.5	< 2	0.05	0.5	5	300	61	3.60	< 10	< 1	0.15	30	0.12	120
8959	217	238	< 5	0.63	0.6	20	250	< 0.5	< 2	0.07	0.5	6	225	53	3.31	< 10	< 1	0.10	20	0.23	145
8960	217	238	< 5	1.19	1.4	20	400	< 0.5	< 2	0.49	2.0	13	190	71	3.95	< 10	< 1	0.14	30	0.56	225
8961	217	238	< 5	1.16	1.0	15	370	< 0.5	< 2	0.25	1.5	13	201	77	4.14	< 10	< 1	0.11	20	0.56	220
8962	203	238	10	1.41	1.4	30	450	< 0.5	< 2	0.17	1.5	17	255	95	5.25	< 10	< 1	0.16	30	0.53	270
8963	217	238	< 5	1.41	1.0	40	240	< 0.5	< 2	0.16	1.0	13	221	131	4.01	< 10	< 1	0.10	20	0.91	270
8964	203	238	5	1.47	2.4	110	300	< 0.5	4	0.22	2.0	13	235	395	4.64	< 10	< 1	0.12	30	0.93	265
8965	203	238	15	1.48	4.0	130	270	< 0.5	< 2	0.17	0.5	15	241	536	5.64	< 10	< 1	0.12	30	0.89	265
8966	203	238	40	1.72	4.8	175	340	< 0.5	< 2	0.21	1.5	19	241	815	6.26	< 10	< 1	0.13	40	1.05	360
8967	203	238	15	1.49	2.4	75	410	< 0.5	2	0.24	3.0	24	400	740	5.47	< 10	< 1	0.15	40	0.86	530
8968	217	238	< 5	1.29	1.2	45	260	< 0.5	< 2	0.11	< 0.5	8	164	85	5.55	< 10	< 1	0.09	30	0.59	185
8969	217	238	< 5	1.20	0.8	25	240	< 0.5	< 2	0.15	< 0.5	8	220	41	3.72	< 10	< 1	0.08	30	0.41	180
8970	203	238	< 5	1.41	1.8	50	650	< 0.5	< 2	0.16	< 0.5	13	297	106	3.74	< 10	< 1	0.17	40	0.56	290
8971	203	238	< 5	1.40	0.8	40	400	< 0.5	< 2	0.16	2.0	29	319	133	6.11	< 10	< 1	0.27	30	0.62	490
8972	203	238	< 5	1.89	2.2	50	620	< 0.5	< 2	0.31	2.5	26	251	135	6.99	< 10	< 1	0.19	40	0.80	615
8973	203	238	< 5	2.52	0.8	50	550	< 0.5	< 2	0.53	0.5	40	346	270	6.45	< 10	< 1	0.21	30	1.47	645
8974	203	238	< 5	1.36	1.0	65	340	< 0.5	< 2	0.23	2.5	30	260	123	4.91	< 10	< 1	0.19	30	0.91	675
8975	203	238	< 5	1.36	0.6	45	450	< 0.5	< 2	0.09	< 0.5	12	302	92	5.12	< 10	< 1	0.30	30	0.57	290
8976	203	238	< 5	1.43	2.6	65	650	< 0.5	< 2	0.12	< 0.5	9	193	149	5.77	< 10	< 1	0.17	40	0.55	215
8977	203	238	< 5	1.46	1.0	45	310	< 0.5	< 2	0.18	< 0.5	14	269	65	4.84	< 10	< 1	0.11	30	0.50	270
8978	203	238	< 5	1.40	1.4	45	300	< 0.5	< 2	0.13	0.5	9	283	198	5.37	< 10	1	0.12	50	0.53	195
8979	203	238	< 5	1.36	1.2	30	350	< 0.5	< 2	0.19	1.5	16	285	135	5.02	< 10	< 1	0.11	30	0.72	375
8980	203	238	< 5	1.42	2.6	80	310	< 0.5	< 2	0.19	1.5	18	231	426	5.55	< 10	< 1	0.10	40	0.87	400
8981	203	238	< 5	1.59	2.6	95	370	< 0.5	< 2	0.20	1.5	21	296	352	6.05	< 10	< 1	0.13	30	0.98	490
8982	203	238	< 5	1.46	2.6	85	300	< 0.5	< 2	0.17	0.5	18	238	325	5.53	< 10	< 1	0.10	30	0.94	450
8983	203	238	10	1.36	2.6	90	270	< 0.5	< 2	0.16	1.0	14	219	454	5.67	< 10	< 1	0.09	30	0.84	315

CERTIFICATION: _____



Chemex Labs Ltd.

Analytical Chemists • Geochemists • Registered Assayers

212 BROOKSBANK AVE., NORTH VANCOUVER,
BRITISH COLUMBIA, CANADA V7J-2C1

PHONE (604) 984-0221

10 ARCHER CATHRO & ASSOC. (1981) LTD.

3125 3RD AVE., BOX 4127
WHITEHORSE, YT
Y1A 3S9

Project: MARG
Comments:

Page No. : 7-B
Tot. Pages: 8
Date : 17-JUL-89
Invoice #: I-8919762
P.O. #: NONE

CERTIFICATE OF ANALYSIS A8919762

SAMPLE DESCRIPTION	PREP CODE		Mo	Na	Ni	P	Pb	Sb	Sc	Sr	Ti	Tl	U	V	W	Zn
			ppm	%	ppm	ppm	ppm	ppm	ppm	ppm	%	ppm	ppm	ppm	ppm	ppm
8944	203	238	1	0.02	14	850	34	< 5	6	43	0.23	< 10	< 10	23	< 10	122
8945	203	238	1	0.02	13	550	22	< 5	6	35	0.33	< 10	< 10	25	< 10	112
8946	203	238	1	0.02	13	820	38	< 5	6	34	0.29	< 10	< 10	25	< 10	114
8947	203	238	1	0.02	14	890	40	< 5	6	37	0.29	< 10	< 10	24	< 10	132
8948	203	238	< 1	0.02	13	610	20	< 5	6	32	0.25	< 10	< 10	20	< 10	110
8949	203	238	2	0.02	12	940	38	< 5	7	35	0.29	< 10	< 10	28	< 10	148
8950	217	238	1	0.02	8	930	26	< 5	8	30	0.35	< 10	< 10	32	< 10	92
8951	203	238	1	0.02	15	1010	34	< 5	7	38	0.34	< 10	< 10	26	< 10	134
8952	203	238	< 1	0.02	17	940	24	< 5	6	41	0.30	< 10	< 10	21	< 10	134
8953	203	238	1	0.02	14	930	28	< 5	7	44	0.30	< 10	< 10	25	< 10	116
8954	217	238	2	0.01	10	900	22	< 5	6	34	0.18	< 10	< 10	17	< 10	136
8955	217	238	1	0.02	12	910	20	< 5	7	36	0.15	< 10	< 10	18	< 10	146
8956	203	238	2	0.02	20	910	26	< 5	6	42	0.20	< 10	< 10	24	< 10	200
8957	203	238	5	0.02	19	1090	28	< 5	5	41	0.17	< 10	< 10	36	< 10	180
8958	203	238	23	0.02	21	1960	24	5	1	60	< 0.01	< 10	< 10	71	< 10	190
8959	217	238	9	0.02	31	1180	8	< 5	1	26	< 0.01	< 10	< 10	51	< 10	254
8960	217	238	9	0.03	39	2390	12	5	4	33	0.03	< 10	< 10	92	< 10	286
8961	217	238	8	0.02	35	1820	14	5	4	23	0.06	< 10	< 10	94	< 10	290
8962	203	238	11	0.03	44	1700	14	< 5	5	31	0.03	< 10	< 10	106	< 10	368
8963	217	238	6	0.02	28	900	174	< 5	4	18	0.05	< 10	< 10	80	< 10	270
8964	203	238	7	0.02	41	1170	652	5	4	20	0.03	< 10	< 10	68	< 10	554
8965	203	238	10	0.02	42	1310	770	10	4	21	0.02	< 10	< 10	76	< 10	502
8966	203	238	10	0.02	61	1550	1100	10	5	29	0.02	< 10	< 10	79	< 10	686
8967	203	238	8	0.02	70	1440	358	5	4	26	0.01	< 10	< 10	69	< 10	694
8968	217	238	8	0.02	24	1820	26	< 5	2	18	< 0.01	< 10	< 10	56	< 10	172
8969	217	238	6	0.03	20	1270	18	< 5	2	24	< 0.01	< 10	< 10	41	< 10	130
8970	203	238	13	0.04	29	2320	24	< 5	3	42	0.02	< 10	< 10	83	< 10	196
8971	203	238	5	0.02	55	1350	24	< 5	3	21	0.02	< 10	< 10	48	< 10	292
8972	203	238	9	0.03	77	1950	22	5	7	55	0.03	< 10	< 10	116	< 10	418
8973	203	238	7	0.03	72	1260	10	< 5	6	33	0.22	< 10	< 10	118	< 10	318
8974	203	238	8	0.02	107	880	128	< 5	4	18	0.05	< 10	< 10	45	< 10	394
8975	203	238	5	0.02	26	1120	36	< 5	2	17	0.03	< 10	< 10	40	< 10	174
8976	203	238	14	0.04	32	2490	30	5	2	45	0.01	< 10	< 10	83	< 10	190
8977	203	238	7	0.03	38	1580	12	< 5	3	28	< 0.01	< 10	< 10	53	< 10	188
8978	203	238	9	0.03	31	1930	20	< 5	2	22	< 0.01	< 10	< 10	51	< 10	212
8979	203	238	9	0.02	46	1700	54	5	3	27	< 0.01	< 10	< 10	61	< 10	318
8980	203	238	9	0.02	54	1510	462	5	4	27	0.01	< 10	< 10	64	< 10	520
8981	203	238	9	0.02	61	1610	438	5	5	28	0.02	< 10	< 10	72	< 10	500
8982	203	238	8	0.02	52	1440	440	5	4	24	0.02	< 10	< 10	66	< 10	384
8983	203	238	9	0.02	54	1780	516	5	4	27	0.01	< 10	< 10	60	< 10	418

CERTIFICATION :



Chemex Labs Ltd.

Analytical Chemists • Geochemists • Registered Assayers
 212 BROOKSBANK AVE., NORTH VANCOUVER,
 BRITISH COLUMBIA, CANADA V7J-2C1

PHONE (604) 984-0221

D. ARCHER CATHRO & ASSOC. (1981) LTD.

3125 3RD AVE., BOX 4127
 WHITEHORSE, YT
 Y1A 3S9

Project: MARG
 Comments:

Page No.: 8-A
 Tot. Pages: 8
 Date: 17-JUL-89
 Invoice #: I-8919762
 P.O. #: NONE

CERTIFICATE OF ANALYSIS A8919762

SAMPLE DESCRIPTION	PREP CODE	Au ppb FA+AA	Al %	Ag ppm	As ppm	Ba ppm	Be ppm	Bi ppm	Ca %	Cd ppm	Co ppm	Cr ppm	Cu ppm	Fe %	Ga ppm	Hg ppm	K %	La ppm	Nb %	Mn ppm
8984	203 238	< 5	1.56	2.2	100	330	< 0.5	< 2	0.17	2.0	21	308	245	5.74	< 10	< 1	0.10	30	0.97	305
8985	203 238	< 5	1.42	1.6	30	420	< 0.5	< 2	0.22	3.0	13	314	91	5.54	< 10	< 1	0.12	30	0.66	265
8986	203 238	< 5	0.86	2.0	25	390	< 0.5	< 2	0.18	2.0	11	296	70	4.12	< 10	< 1	0.10	30	0.35	190
8987	203 238	< 5	1.31	1.6	45	380	< 0.5	< 2	0.20	< 0.5	7	313	42	4.20	< 10	< 1	0.11	30	0.69	165
8988	203 238	< 5	0.84	1.2	40	490	< 0.5	< 2	0.07	0.5	6	380	47	3.63	< 10	< 1	0.19	30	0.18	145
8989	203 238	< 5	0.72	1.6	40	490	< 0.5	< 2	0.09	0.5	8	422	70	3.71	< 10	< 1	0.17	30	0.16	175
8990	203 238	< 5	1.88	0.4	30	490	< 0.5	< 2	0.24	< 0.5	10	123	17	4.51	10	2	0.62	40	0.69	390
8991	203 238	< 5	1.52	< 0.2	30	370	< 0.5	< 2	0.12	< 0.5	6	115	9	3.32	10	< 1	0.38	20	0.56	190
8992	203 238	< 5	1.63	0.2	25	410	< 0.5	< 2	0.25	< 0.5	11	131	15	4.56	10	1	0.67	60	0.62	340
8993	203 238	< 5	1.78	0.2	15	330	< 0.5	< 2	0.47	< 0.5	15	107	16	4.25	10	< 1	0.90	40	0.87	405
8994	203 238	< 5	1.66	0.2	5	360	< 0.5	< 2	0.47	< 0.5	12	108	13	3.92	< 10	< 1	0.59	40	0.74	340
8995	203 238	< 5	2.06	0.6	25	350	< 0.5	< 2	0.46	< 0.5	19	75	27	5.17	10	< 1	1.01	70	0.93	550
8996	203 238	< 5	1.75	0.2	10	330	0.5	< 2	0.66	< 0.5	14	127	19	4.08	10	< 1	0.87	60	0.74	470
8997	203 238	< 5	2.14	0.2	25	500	< 0.5	< 2	0.51	< 0.5	17	62	21	4.76	10	< 1	1.00	70	0.87	620
8998	203 238	< 5	2.17	0.4	25	510	< 0.5	2	0.44	< 0.5	17	75	23	4.77	10	< 1	0.95	70	0.88	610
8999	203 238	< 5	1.89	0.4	15	340	< 0.5	< 2	0.55	< 0.5	14	101	17	4.40	10	< 1	0.84	50	0.80	460
9000	203 238	< 5	1.93	0.6	15	410	< 0.5	< 2	0.68	< 0.5	15	56	24	4.83	10	< 1	0.93	50	0.87	515
9570	203 238	< 5	2.03	0.2	25	390	< 0.5	< 2	0.34	< 0.5	13	94	18	4.68	10	< 1	0.71	40	0.85	330
9571	203 238	< 5	1.84	0.8	30	720	< 0.5	< 2	0.89	8.5	28	110	68	3.57	< 10	< 1	0.19	40	0.67	2680
9572	203 238	< 5	1.58	0.6	25	190	< 0.5	< 2	0.16	0.5	11	187	34	3.56	< 10	< 1	0.12	30	0.54	300
9573	203 238	< 5	1.77	0.4	30	330	< 0.5	< 2	0.35	0.5	12	240	39	3.93	< 10	< 1	0.18	40	0.61	325
9574	203 238	< 5	1.61	0.2	20	180	< 0.5	< 2	0.14	< 0.5	10	217	37	3.80	< 10	< 1	0.10	20	0.61	260
9575	203 238	< 5	1.49	0.2	15	190	< 0.5	< 2	0.11	0.5	12	217	39	3.59	< 10	< 1	0.12	20	0.58	305
9576	203 238	< 5	1.91	0.6	20	410	< 0.5	< 2	0.36	0.5	12	331	39	3.88	< 10	< 1	0.15	30	0.70	260
9577	203 238	< 5	2.18	0.6	20	450	< 0.5	< 2	0.52	4.0	28	136	94	4.76	< 10	< 1	0.18	30	0.92	990
9578	203 238	< 5	2.13	0.6	20	420	< 0.5	< 2	0.33	1.5	20	216	82	4.88	< 10	< 1	0.19	30	0.81	590
9579	203 238	< 5	1.53	0.2	10	180	< 0.5	< 2	0.13	0.5	11	206	32	3.30	< 10	< 1	0.12	20	0.54	290
9580	203 238	< 5	1.73	0.2	20	330	< 0.5	< 2	0.47	2.5	15	154	69	3.61	< 10	< 1	0.11	30	0.70	425
9581	203 238	< 5	1.68	0.6	35	280	< 0.5	< 2	0.20	1.0	15	256	56	4.40	< 10	< 1	0.13	20	0.77	355
9582	217 238	< 5	1.28	0.2	10	190	< 0.5	< 2	0.17	2.5	15	168	25	3.40	< 10	< 1	0.08	10	0.58	515

CERTIFICATION: _____



Chemex Labs Ltd.

Analytical Chemists • Geochemists • Registered Assayers
 212 BROOKSBANK AVE., NORTH VANCOUVER,
 BRITISH COLUMBIA, CANADA V7J-2C1
 PHONE (604) 984-0221

ARCHER CATHRO & ASSOC. (1981) LTD.

3125 3RD AVE., BOX 4127
 WHITEHORSE, YT
 Y1A 3S9

Project : MARG
 Comments :

Page No. : 8-B
 Tot. Pages: 8
 Date : 17-JUL-89
 Invoice # : I-8919762
 P.O. # : NONE

CERTIFICATE OF ANALYSIS A8919762

SAMPLE DESCRIPTION	PREP CODE		Mb	Na	Ni	P	Pb	Sb	Sc	Sr	Ti	Tl	U	V	W	Zn
			ppm	%	ppm	ppm	ppm	ppm	ppm	ppm	%	ppm	ppm	ppm	ppm	ppm
8984	203	238	8	0.02	58	1480	376	5	4	23	0.01	< 10	< 10	66	< 10	486
8985	203	238	10	0.02	45	1800	24	< 5	4	27	0.03	< 10	< 10	98	< 10	392
8986	203	238	11	0.02	34	1880	26	< 5	2	30	< 0.01	< 10	< 10	80	< 10	262
8987	203	238	13	0.02	27	1210	32	< 5	2	27	0.01	< 10	< 10	91	< 10	182
8988	203	238	20	0.02	23	1700	26	5	< 1	54	0.01	< 10	< 10	90	< 10	182
8989	203	238	20	0.02	29	1810	18	5	1	65	0.01	< 10	< 10	78	< 10	218
8990	203	238	1	0.01	16	870	26	< 5	5	34	0.16	< 10	< 10	25	< 10	158
8991	203	238	2	0.02	5	750	24	< 5	5	25	0.13	< 10	< 10	24	< 10	104
8992	203	238	1	0.01	11	960	28	< 5	7	36	0.22	< 10	< 10	20	< 10	140
8993	203	238	< 1	0.01	14	720	36	< 5	6	42	0.29	< 10	< 10	24	< 10	128
8994	203	238	< 1	0.01	9	560	28	< 5	5	44	0.29	< 10	< 10	24	< 10	108
8995	203	238	< 1	0.01	14	970	38	< 5	7	39	0.29	< 10	< 10	29	< 10	142
8996	203	238	1	0.02	13	870	32	< 5	7	49	0.29	< 10	< 10	25	< 10	110
8997	203	238	1	0.02	14	860	36	< 5	8	42	0.29	< 10	< 10	30	< 10	136
8998	203	238	< 1	0.02	15	850	28	< 5	8	40	0.28	< 10	< 10	32	< 10	146
8999	203	238	1	0.01	12	780	28	< 5	7	41	0.28	< 10	< 10	29	< 10	106
9000	203	238	1	0.01	14	900	44	< 5	6	47	0.25	< 10	< 10	28	< 10	142
9570	203	238	1	0.01	14	820	26	< 5	6	29	0.26	< 10	< 10	34	< 10	132
9571	203	238	2	0.02	89	1080	16	< 5	3	54	0.04	< 10	< 10	43	< 10	428
9572	203	238	2	0.02	29	690	18	< 5	2	16	0.06	< 10	< 10	53	< 10	144
9573	203	238	2	0.03	34	720	12	< 5	4	27	0.08	< 10	< 10	50	< 10	198
9574	203	238	3	0.02	30	710	14	< 5	2	13	0.04	< 10	< 10	51	< 10	162
9575	203	238	3	0.02	30	610	18	< 5	1	12	0.04	< 10	< 10	49	< 10	150
9576	203	238	4	0.03	34	690	16	< 5	2	23	0.04	< 10	< 10	57	< 10	190
9577	203	238	4	0.03	85	1350	18	5	5	30	0.04	< 10	< 10	61	< 10	510
9578	203	238	4	0.03	48	970	26	< 5	4	24	0.04	< 10	< 10	57	< 10	320
9579	203	238	3	0.02	28	600	16	< 5	1	17	0.04	< 10	< 10	58	< 10	126
9580	203	238	3	0.02	44	1050	14	< 5	4	25	0.03	< 10	< 10	50	< 10	268
9581	203	238	6	0.02	45	1200	10	< 5	2	24	0.04	< 10	< 10	72	< 10	268
9582	217	238	3	0.02	24	1080	6	< 5	1	15	0.02	< 10	< 10	54	< 10	152

CERTIFICATION : _____



Chemex Labs Ltd.

Analytical Chemists • Geochemists • Registered Assayers

212 BROOKSBANK AVE., NORTH VANCOUVER,
BRITISH COLUMBIA, CANADA V7J-2C1

PHONE (604) 984-0221

To: ARCHER CATIRO & ASSOC. (1981) LTD.

3125 3RD AVE., BOX 4127
WHITEHORSE, YT
Y1A 3S9

Project: MARG

Comments:

Page No.: 1-A

Tot. Pages: 5

Date: 23-AUG-89

Invoice #: I-8923415

P.O. #: NONE

CERTIFICATE OF ANALYSIS A8923415

SAMPLE DESCRIPTION	PREP CODE		Au ppb	Al %	Ag ppm	As ppm	Ba ppm	Bc ppm	Bi ppm	Ca %	Cd ppm	Co ppm	Cr ppm	Cu ppm	Fe %	Ga ppm	Hg ppm	K %	La ppm	Mg %	Mn ppm
			FA+AA																		
S 10851	203	238	< 5	1.43	1.4	45	280	< 0.5	< 2	0.13	0.5	4	23	36	4.00	< 10	< 1	0.08	30	0.43	215
S 10852	203	238	< 5	0.99	1.8	45	110	< 0.5	< 2	0.08	0.5	5	27	47	3.18	< 10	< 1	0.06	20	0.33	195
S 10853	203	238	< 5	1.27	6.4	75	300	< 0.5	< 2	0.19	< 0.5	5	30	72	3.86	< 10	< 1	0.08	30	0.40	155
S 10854	217	238	< 5	0.66	1.8	25	140	< 0.5	< 2	0.15	0.5	1	24	45	1.48	< 10	< 1	0.04	10	0.14	35
S 10855	203	238	< 5	1.77	1.2	55	250	< 0.5	< 2	0.23	0.5	8	35	80	4.16	< 10	< 1	0.06	30	0.73	200
S 10856	203	238	< 5	1.27	0.8	30	170	< 0.5	< 2	0.26	0.5	7	30	60	4.19	< 10	< 1	0.05	30	0.66	235
S 10857	203	238	< 5	2.07	1.0	25	270	< 0.5	2	0.66	4.0	25	68	136	5.73	< 10	< 1	0.04	20	1.47	575
S 10858	203	238	< 5	2.58	0.8	35	170	< 0.5	2	0.50	1.5	26	100	91	6.10	< 10	< 1	0.04	20	1.88	710
S 10859	203	238	< 5	3.84	0.8	30	490	< 0.5	< 2	0.48	1.0	34	137	170	7.40	< 10	< 1	0.04	20	2.72	945
S 10860	203	238	< 5	3.42	0.8	30	340	< 0.5	< 2	1.06	3.5	38	112	216	6.24	< 10	< 1	0.07	20	2.85	1130
S 10861	217	238	< 5	2.61	0.6	15	190	< 0.5	4	0.43	2.5	32	153	123	4.97	< 10	< 1	0.05	20	1.86	675
S 10862	203	238	< 5	2.39	0.4	35	120	< 0.5	< 2	0.46	< 0.5	25	85	298	4.29	< 10	< 1	0.06	10	1.20	540
S 10863	203	238	< 5	2.58	0.4	20	190	< 0.5	< 2	0.46	< 0.5	31	80	325	4.47	< 10	< 1	0.06	10	1.40	720
S 10864	203	238	< 5	3.05	0.4	5	320	< 0.5	< 2	0.60	1.5	40	67	296	5.69	< 10	< 1	0.12	10	1.67	1175
S 10865	203	238	< 5	2.04	0.6	75	130	< 0.5	4	0.50	1.5	38	50	64	5.61	< 10	< 1	0.05	10	1.53	885
S 10866	203	238	< 5	2.91	1.0	30	360	< 0.5	4	0.75	13.0	35	80	122	5.83	< 10	< 1	0.06	10	2.15	1220
S 10867	203	238	< 5	2.91	1.4	25	340	< 0.5	4	0.85	1.5	30	81	111	5.75	< 10	< 1	0.04	20	2.20	715
S 10868	203	238	10	2.37	1.8	35	380	< 0.5	< 2	0.73	2.5	28	66	116	5.43	< 10	< 1	0.05	20	1.90	700
S 10869	203	238	< 5	2.47	1.8	45	350	< 0.5	< 2	0.53	2.5	24	81	110	5.71	< 10	< 1	0.06	30	1.79	505
S 10870	203	238	< 5	2.04	1.0	35	260	< 0.5	< 2	0.38	4.5	22	68	134	5.62	< 10	< 1	0.05	30	1.24	485
S 10871	203	238	< 5	1.47	0.6	40	290	< 0.5	< 2	0.84	5.5	13	48	95	3.80	< 10	< 1	0.04	20	0.89	405
S 10872	203	238	< 5	1.24	0.4	20	170	< 0.5	< 2	0.41	1.0	10	28	68	3.66	< 10	< 1	0.05	20	0.59	275
S 10873	203	238	< 5	1.38	1.0	5	170	< 0.5	< 2	0.09	0.5	5	30	38	2.89	< 10	< 1	0.07	20	0.40	125
S 10874	203	238	< 5	1.54	0.4	30	150	< 0.5	< 2	0.13	< 0.5	10	28	42	3.87	< 10	< 1	0.07	30	0.45	425
S 10875	203	238	< 5	1.07	0.4	20	120	< 0.5	< 2	0.06	< 0.5	9	16	37	3.99	< 10	< 1	0.06	40	0.27	415
S 10876	203	238	< 5	1.84	1.0	20	180	< 0.5	< 2	0.05	< 0.5	4	16	18	2.78	< 10	< 1	0.10	30	0.44	140
S 10877	203	238	< 5	1.41	0.4	35	130	< 0.5	< 2	0.17	< 0.5	10	22	32	3.48	< 10	< 1	0.07	30	0.49	445
S 10878	203	238	< 5	1.44	0.6	35	190	< 0.5	< 2	0.26	< 0.5	8	27	36	3.22	< 10	< 1	0.07	30	0.50	305
S 10879	203	238	< 5	2.18	0.8	60	310	< 0.5	< 2	0.25	2.0	15	55	85	4.71	< 10	< 1	0.06	30	1.02	410
S 10880	203	238	< 5	1.56	1.0	40	250	< 0.5	< 2	0.42	2.0	14	39	62	3.14	< 10	< 1	0.07	10	0.64	370
S 10881	203	238	< 5	2.14	0.8	25	240	< 0.5	< 2	0.35	< 0.5	15	55	67	4.40	< 10	< 1	0.04	20	1.43	355
S 10882	203	238	< 5	3.25	0.6	70	250	< 0.5	< 2	0.32	< 0.5	23	85	68	5.80	< 10	< 1	0.05	20	2.38	455
S 10883	203	238	< 5	2.13	1.0	45	330	< 0.5	< 2	0.57	4.0	25	62	83	5.90	< 10	< 1	0.05	20	1.38	630
S 10884	203	238	< 5	2.22	1.0	25	140	< 0.5	< 2	0.47	4.0	28	70	81	5.83	< 10	< 1	0.04	20	1.47	710
S 10885	203	238	< 5	2.23	1.2	25	270	< 0.5	< 2	0.61	4.0	33	57	156	5.73	< 10	< 1	0.06	20	1.19	850
S 10886	203	238	< 5	1.91	1.0	25	240	< 0.5	< 2	0.50	1.5	24	44	148	4.95	< 10	< 1	0.05	20	0.96	630
S 10887	203	238	< 5	2.38	0.8	15	170	< 0.5	< 2	0.29	0.5	26	60	214	4.56	< 10	< 1	0.04	10	1.19	625
S 10888	203	238	< 5	2.71	0.6	15	170	< 0.5	< 2	0.60	< 0.5	30	66	198	7.20	< 10	< 1	0.01	20	1.40	695
S 11851	203	238	< 5	0.99	0.4	35	50	< 0.5	< 2	0.18	1.0	22	15	64	4.67	< 10	< 1	0.03	30	0.33	815
S 11852	203	238	< 5	0.83	0.4	75	310	< 0.5	6	< 0.01	< 0.5	6	21	43	4.52	< 10	< 1	0.03	30	0.16	105

CERTIFICATION :



Chemex Labs Ltd.

Analytical Chemists • Geochemists • Registered Assayers

212 BROOKSBANK AVENUE, NORTH VANCOUVER,
BRITISH COLUMBIA, CANADA V7J-2C1

PHONE (604) 984-0221

To: ARCHER CATHRO & ASSOC. (1981) LTD.

3125 3RD AVE., BOX 4127
WHITEHORSE, YT
Y1A 3S9

Project: MARG
Comments:

Page No. : 1-B
Tot. Pages: 5
Date : 23-AUG-89
Invoice # : I-8923415
P.O. # : NONE

CERTIFICATE OF ANALYSIS A8923415

SAMPLE DESCRIPTION	PREP CODE	Mb ppm	Na %	Ni ppm	P ppm	Pb ppm	Sb ppm	Sc ppm	Sr ppm	Ti %	Tl ppm	U ppm	V ppm	W ppm	Zn ppm
S 10851	203 238	8	0.01	29	1450	34	< 5	1	15	0.01	< 10	< 10	33	< 10	156
S 10852	203 238	6	< 0.01	22	1440	38	< 5	1	12	0.01	< 10	< 10	52	< 10	166
S 10853	203 238	11	0.01	33	2030	138	< 5	1	20	0.01	< 10	< 10	56	< 10	208
S 10854	217 238	3	0.01	9	2460	8	< 5	2	11	0.01	< 10	< 10	14	< 10	50
S 10855	203 238	9	0.01	33	1090	20	< 5	4	19	0.03	< 10	< 10	74	< 10	240
S 10856	203 238	8	0.01	28	1160	6	< 5	3	28	0.05	< 10	< 10	64	< 10	264
S 10857	203 238	9	< 0.01	84	1260	8	< 5	8	40	0.09	< 10	< 10	104	< 10	508
S 10858	203 238	8	< 0.01	81	1270	12	< 5	9	33	0.10	< 10	< 10	128	< 10	446
S 10859	203 238	7	< 0.01	112	1190	< 2	< 5	14	28	0.17	< 10	< 10	166	10	614
S 10860	203 238	2	0.01	116	1180	4	< 5	10	54	0.24	< 10	< 10	134	< 10	568
S 10861	217 238	3	0.01	88	1290	< 2	< 5	8	29	0.10	< 10	< 10	107	< 10	308
S 10862	203 238	1	0.01	74	800	4	< 5	5	20	0.21	< 10	< 10	72	< 10	390
S 10863	203 238	1	< 0.01	69	750	2	< 5	5	24	0.18	< 10	< 10	74	< 10	206
S 10864	203 238	1	< 0.01	74	930	4	< 5	7	28	0.24	< 10	< 10	116	10	244
S 10865	203 238	4	< 0.01	79	1760	< 2	< 5	5	28	0.03	< 10	< 10	68	< 10	340
S 10866	203 238	4	0.01	97	1740	14	< 5	7	46	0.05	< 10	< 10	102	10	564
S 10867	203 238	5	0.01	83	1640	16	< 5	9	55	0.05	< 10	< 10	119	< 10	390
S 10868	203 238	7	0.01	91	1660	< 2	< 5	8	54	0.16	< 10	< 10	119	10	484
S 10869	203 238	8	0.01	89	1720	6	< 5	8	51	0.15	< 10	< 10	130	< 10	588
S 10870	203 238	10	< 0.01	94	1340	8	< 5	8	37	0.08	< 10	< 10	104	10	630
S 10871	203 238	5	< 0.01	50	1160	12	< 5	5	41	0.03	< 10	< 10	60	< 10	308
S 10872	203 238	6	< 0.01	34	1130	10	< 5	3	28	0.04	< 10	< 10	54	< 10	262
S 10873	203 238	6	0.01	16	1450	20	< 5	< 1	13	0.02	< 10	< 10	63	< 10	132
S 10874	203 238	5	0.01	29	860	22	< 5	3	19	0.05	< 10	< 10	49	< 10	150
S 10875	203 238	5	< 0.01	29	860	18	< 5	2	13	0.01	< 10	< 10	33	< 10	146
S 10876	203 238	4	< 0.01	12	940	18	< 5	1	9	0.02	< 10	< 10	28	< 10	84
S 10877	203 238	2	< 0.01	27	790	14	< 5	3	17	0.06	< 10	< 10	40	< 10	170
S 10878	203 238	3	0.01	24	1010	18	< 5	2	22	0.04	< 10	< 10	49	< 10	152
S 10879	203 238	6	0.01	42	1250	16	< 5	3	22	0.04	< 10	< 10	89	10	310
S 10880	203 238	6	0.01	33	2320	16	< 5	1	30	0.02	< 10	< 10	68	< 10	230
S 10881	203 238	5	< 0.01	53	1130	4	< 5	5	27	0.11	< 10	< 10	96	10	326
S 10882	203 238	5	< 0.01	72	1320	4	< 5	9	24	0.08	< 10	< 10	128	10	298
S 10883	203 238	11	< 0.01	82	1660	12	< 5	5	32	0.04	< 10	< 10	88	10	480
S 10884	203 238	8	0.01	93	1300	10	< 5	6	25	0.09	< 10	< 10	85	10	534
S 10885	203 238	6	0.01	84	1330	10	< 5	7	38	0.09	< 10	< 10	90	10	412
S 10886	203 238	5	0.01	58	1570	20	< 5	5	30	0.03	< 10	< 10	77	10	330
S 10887	203 238	2	< 0.01	46	980	< 2	< 5	5	16	0.09	< 10	< 10	80	< 10	134
S 10888	203 238	1	< 0.01	61	1060	< 2	< 5	23	28	0.06	< 10	< 10	151	20	162
S 11851	203 238	1	< 0.01	68	610	22	< 5	2	16	< 0.01	< 10	< 10	17	< 10	300
S 11852	203 238	7	< 0.01	39	640	36	< 5	3	22	< 0.01	< 10	< 10	42	< 10	228



Chemex Labs Ltd.

Analytical Chemists • Geochemists • Registered Assayers
 212 BROOKSBANK AVE., NORTH VANCOUVER,
 BRITISH COLUMBIA, CANADA V7J-2C1
 PHONE (604) 984-0221

To: ARCHER CATHRO & ASSOC. (1981) LTD.

3125 3RD AVE., BOX 4127
 WHITEHORSE, YT
 Y1A 3S9

Project: MARG
 Comments:

Page No.: 2-A
 Tot. Pages: 5
 Date: 23-AUG-89
 Invoice #: I-8923415
 P.O. #: NONE

CERTIFICATE OF ANALYSIS A8923415

SAMPLE DESCRIPTION	PREP CODE	Au ppb FA+AA	Al %	Ag ppm	As ppm	Ba ppm	Be ppm	Bi ppm	Ca %	Cd ppm	Co ppm	Cr ppm	Cu ppm	Fe %	Ga ppm	Hg ppm	K %	La ppm	Mg %	Mn ppm
T 20201	203 238	< 5	1.62	0.4	15	270	< 0.5	2	0.19	< 0.5	40	18	19	3.77	< 10	< 1	0.10	30	0.48	2060
T 20202	203 238	< 5	1.41	0.2	25	200	< 0.5	2	0.12	< 0.5	7	16	16	3.19	< 10	< 1	0.10	40	0.50	280
T 20203	203 238	< 5	1.48	0.2	20	220	< 0.5	2	0.09	< 0.5	10	15	20	3.47	< 10	< 1	0.11	30	0.52	425
T 20204	203 238	< 5	1.51	0.2	25	250	< 0.5	2	0.21	0.5	12	17	28	3.36	< 10	< 1	0.10	30	0.54	595
T 20205	203 238	< 5	1.54	0.2	25	420	< 0.5	2	0.33	< 0.5	10	16	28	3.45	< 10	< 1	0.15	70	0.63	465
T 20206	203 238	< 5	1.85	0.2	60	660	0.5	< 2	0.46	< 0.5	9	14	20	3.91	< 10	< 1	0.20	40	0.66	715
T 20207	203 238	< 5	1.64	0.2	50	140	< 0.5	4	0.15	< 0.5	9	20	28	3.29	< 10	< 1	0.10	30	0.58	370
T 20208	203 238	< 5	1.57	0.2	35	250	< 0.5	4	0.23	< 0.5	8	20	30	3.34	< 10	< 1	0.13	40	0.58	265
T 20209	203 238	< 5	1.55	0.2	15	390	< 0.5	< 2	0.42	< 0.5	7	15	16	3.08	< 10	< 1	0.13	30	0.60	310
T 20210	203 238	< 5	1.49	0.2	35	360	< 0.5	2	0.37	1.0	13	23	39	3.60	< 10	< 1	0.10	30	0.61	460
T 20211	203 238	< 5	1.49	0.6	35	280	< 0.5	< 2	0.28	0.5	10	23	44	3.49	< 10	< 1	0.06	30	0.64	285
T 20212	203 238	< 5	1.00	1.2	10	170	< 0.5	< 2	0.31	2.0	10	29	65	3.40	< 10	< 1	0.02	30	0.54	245
T 20213	203 238	< 5	0.49	3.8	60	170	< 0.5	4	0.07	0.5	4	10	61	4.20	< 10	< 1	0.03	20	0.23	95
T 20214	203 238	5	1.01	2.0	45	140	< 0.5	4	0.16	1.0	11	22	88	3.69	< 10	< 1	0.02	30	0.53	225
T 20215	203 238	5	1.59	1.0	75	140	0.5	< 2	0.16	2.0	26	37	193	6.12	< 10	< 1	0.04	30	0.65	320
T 20216	203 238	< 5	0.25	2.2	50	250	< 0.5	6	0.02	1.0	3	5	40	3.18	< 10	< 1	0.14	10	0.03	45
T 20217	203 238	10	0.91	3.0	50	200	< 0.5	4	0.07	1.0	4	17	94	4.63	< 10	< 1	0.06	20	0.23	110
T 20218	203 238	< 5	1.10	0.2	30	200	< 0.5	< 2	0.23	0.5	13	5	21	3.74	< 10	< 1	0.09	30	0.41	445
T 20219	203 238	< 5	1.26	0.2	35	600	< 0.5	< 2	0.21	1.5	15	11	16	3.42	< 10	< 1	0.33	40	0.40	710
T 20220	217 238	< 5	1.80	0.2	25	400	< 0.5	2	0.24	< 0.5	10	131	4	4.03	< 10	< 1	0.13	30	0.75	520
T 20221	203 238	< 5	1.37	0.2	10	240	< 0.5	2	0.31	< 0.5	13	12	11	4.05	< 10	< 1	0.39	70	0.48	590
T 20222	203 238	< 5	1.91	0.2	45	600	< 0.5	< 2	0.27	4.0	33	11	36	5.97	< 10	< 1	0.31	80	0.71	1240
T 20223	203 238	5	0.36	2.6	60	180	< 0.5	6	0.09	< 0.5	3	6	51	3.00	< 10	< 1	0.07	20	0.07	50
T 20224	203 238	5	0.25	2.6	60	200	< 0.5	2	0.01	< 0.5	2	6	42	3.39	< 10	< 1	0.09	20	0.03	45
T 20225	203 238	< 5	0.44	2.4	60	190	< 0.5	< 2	0.08	1.0	5	15	76	4.42	< 10	< 1	0.07	30	0.09	165
T 20226	203 238	< 5	0.88	2.6	55	170	< 0.5	< 2	0.12	1.5	6	23	95	4.42	< 10	< 1	0.03	40	0.34	115
T 20227	203 238	< 5	0.85	2.4	60	170	< 0.5	6	0.14	1.0	10	23	83	3.86	< 10	< 1	0.05	30	0.41	240
T 20228	203 238	10	1.12	2.4	30	190	< 0.5	2	0.18	3.0	11	26	116	4.08	< 10	< 1	0.03	30	0.59	245
T 20229	203 238	5	1.47	2.8	50	370	< 0.5	< 2	0.42	8.0	29	39	187	5.72	< 10	< 1	0.05	20	0.65	635
T 20230	203 238	< 5	0.57	1.8	45	140	< 0.5	< 2	0.08	0.5	4	17	71	4.20	< 10	< 1	0.03	30	0.20	120
T 20231	203 238	< 5	0.40	2.0	60	160	< 0.5	< 2	0.03	0.5	3	10	58	3.96	< 10	< 1	0.07	20	0.10	150
T 20232	203 238	5	0.33	2.6	50	170	< 0.5	4	0.02	0.5	2	9	44	4.06	< 10	< 1	0.08	20	0.05	45
T 20233	203 238	< 5	1.08	0.4	35	170	< 0.5	2	0.23	1.5	13	10	21	3.70	< 10	< 1	0.37	50	0.43	450
T 20234	203 238	< 5	1.43	0.4	30	310	< 0.5	2	0.42	1.0	13	12	18	4.47	< 10	< 1	0.60	70	0.55	505
T 20235	203 238	< 5	1.54	0.4	55	350	0.5	< 2	0.30	0.5	12	6	16	5.03	< 10	< 1	0.56	60	0.59	365
T 20236	203 238	< 5	1.00	0.6	40	250	< 0.5	4	0.24	< 0.5	8	5	11	4.21	< 10	< 1	0.51	50	0.41	295
T 20237	203 238	< 5	1.65	0.6	10	200	0.5	< 2	0.51	< 0.5	15	15	12	4.60	< 10	< 1	0.74	40	0.77	445
T 20238	203 238	< 5	1.84	0.6	15	240	< 0.5	< 2	0.25	< 0.5	11	10	11	5.07	< 10	< 1	0.76	60	0.89	315
T 20239	203 238	< 5	1.45	0.6	35	220	< 0.5	2	0.49	< 0.5	12	7	14	4.15	< 10	< 1	0.62	50	0.73	390
T 20240	203 238	< 5	1.56	0.6	50	300	< 0.5	2	0.38	< 0.5	10	9	12	4.43	< 10	< 1	0.65	50	0.64	465



Chemex Labs Ltd.

Analytical Chemists • Geochemists • Registered Assayers
 212 BROOKSBANK AVE., NORTH VANCOUVER,
 BRITISH COLUMBIA, CANADA V7J-2C1
 PHONE (604) 984-0221

To: ARCHER CATRO & ASSOC. (1981) LTD.

3125 3RD AVE., BOX 4127
 WHITEHORSE, YT
 Y1A 3S9

Project: MARG
 Comments:

Page No.: 2-B
 Tot. Pages: 5
 Date: 23-AUG-89
 Invoice #: 1-8923415
 P.O. #: NONE

CERTIFICATE OF ANALYSIS A8923415

SAMPLE DESCRIPTION	PREP CODE	Mo ppm	Na %	Ni ppm	P ppm	Pb ppm	Sb ppm	Sc ppm	Sr ppm	Ti %	Tl ppm	U ppm	V ppm	W ppm	Zn ppm
T 20201	203 238	2 < 0.01		20	1200	48	< 5	1	14	0.01	< 10	< 10	28	< 10	108
T 20202	203 238	1 < 0.01		13	570	18	< 5	2	11	0.05	< 10	< 10	19	< 10	94
T 20203	203 238	1 < 0.01		14	640	18	< 5	2	9	0.04	< 10	< 10	20	< 10	106
T 20204	203 238	2 < 0.01		19	710	18	< 5	2	14	0.04	< 10	< 10	27	< 10	156
T 20205	203 238	1 < 0.01		18	880	16	< 5	4	23	0.08	< 10	< 10	21	< 10	136
T 20206	203 238	1 < 0.01		21	930	22	< 5	4	37	0.10	< 10	< 10	23	< 10	140
T 20207	203 238	1 < 0.01		20	670	24	< 5	3	13	0.07	< 10	< 10	33	< 10	152
T 20208	203 238	1 < 0.01		22	820	18	< 5	3	17	0.06	< 10	< 10	29	< 10	156
T 20209	203 238	1 < 0.01		14	790	14	< 5	2	28	0.05	< 10	< 10	23	< 10	114
T 20210	203 238	1 < 0.01		31	880	18	< 5	3	22	0.06	< 10	< 10	32	< 10	238
T 20211	203 238	1 < 0.01		30	1000	26	< 5	2	18	0.03	< 10	< 10	33	< 10	230
T 20212	203 238	2 < 0.01		37	1240	54	< 5	2	22	0.01	< 10	< 10	34	< 10	354
T 20213	203 238	27	0.01	27	1150	40	10	1	34	< 0.01	< 10	< 10	51	< 10	384
T 20214	203 238	11 < 0.01		36	1130	14	< 5	3	34	0.02	< 10	< 10	61	< 10	284
T 20215	203 238	13 < 0.01		72	2600	4	5	3	25	0.02	< 10	< 10	75	< 10	442
T 20216	203 238	32	0.01	24	2230	22	15	1	83	< 0.01	< 10	< 10	74	< 10	216
T 20217	203 238	28	0.01	30	2580	26	5	1	91	< 0.01	< 10	< 10	63	< 10	256
T 20218	203 238	2 < 0.01		13	1050	32	< 5	3	51	0.06	< 10	< 10	11	< 10	154
T 20219	203 238	1 < 0.01		18	910	26	< 5	4	33	0.11	< 10	< 10	21	< 10	172
T 20220	217 238	< 1	0.01	11	800	16	< 5	4	28	0.06	< 10	< 10	19	< 10	112
T 20221	203 238	< 1	< 0.01	11	850	24	< 5	4	27	0.14	< 10	< 10	16	< 10	122
T 20222	203 238	2 < 0.01		64	1030	32	< 5	8	32	0.12	< 10	< 10	24	< 10	498
T 20223	203 238	27	0.01	20	2420	20	5	< 1	87	< 0.01	< 10	< 10	65	< 10	186
T 20224	203 238	31	0.01	18	1690	18	10	< 1	120	< 0.01	< 10	< 10	60	< 10	206
T 20225	203 238	27	0.01	31	2690	22	5	1	72	< 0.01	< 10	< 10	54	< 10	306
T 20226	203 238	17	0.01	33	2290	30	< 5	3	39	< 0.01	< 10	< 10	61	< 10	334
T 20227	203 238	11 < 0.01		36	1580	10	< 5	2	30	< 0.01	< 10	< 10	53	< 10	286
T 20228	203 238	12 < 0.01		44	1510	20	< 5	3	46	0.02	< 10	< 10	65	< 10	394
T 20229	203 238	18	0.01	76	2750	30	< 5	2	63	0.01	< 10	< 10	82	< 10	512
T 20230	203 238	14 < 0.01		33	1830	16	< 5	1	32	< 0.01	< 10	< 10	44	< 10	300
T 20231	203 238	28 < 0.01		26	2340	20	5	1	67	< 0.01	< 10	< 10	51	< 10	258
T 20232	203 238	33	0.01	16	2820	22	10	< 1	81	< 0.01	< 10	< 10	63	< 10	216
T 20233	203 238	1 < 0.01		22	810	26	< 5	3	26	0.12	< 10	< 10	13	< 10	206
T 20234	203 238	< 1	< 0.01	22	1100	26	< 5	5	42	0.22	< 10	< 10	17	< 10	222
T 20235	203 238	2 < 0.01		10	1110	24	< 5	9	41	0.17	< 10	< 10	13	< 10	204
T 20236	203 238	2	0.01	6	940	22	< 5	5	50	0.17	< 10	< 10	11	< 10	132
T 20237	203 238	1 < 0.01		13	790	36	< 5	6	46	0.34	< 10	< 10	21	< 10	124
T 20238	203 238	2 < 0.01		12	740	18	< 5	6	33	0.31	< 10	< 10	25	< 10	122
T 20239	203 238	2 < 0.01		15	990	16	< 5	5	43	0.26	< 10	< 10	18	< 10	122
T 20240	203 238	1 < 0.01		10	950	18	< 5	6	39	0.19	< 10	< 10	17	< 10	144

CERTIFICATION : _____



Chemex Labs Ltd.

Analytical Chemists • Geochemists • Registered Assayers
 212 BROOKSBANK AVE., NORTH VANCOUVER,
 BRITISH COLUMBIA, CANADA V7J-2C1
 PHONE (604) 984-0221

To: ARCHER CATHRO & ASSOC. (1981) LTD.

3125 3RD AVE., BOX 4127
 WHITEHORSE, YT
 Y1A 3S9

Project: MARG
 Comments:

Page No.: 3-A
 Tot. Pages: 5
 Date: 23-AUG-89
 Invoice #: I-8923415
 P.O. #: NONE

CERTIFICATE OF ANALYSIS A8923415

SAMPLE DESCRIPTION	PREP CODE	Au ppb FA-TAA	Al %	Ag ppm	As ppm	Ba ppm	Be ppm	Bi ppm	Ca %	Cd ppm	Co ppm	Cr ppm	Cu ppm	Fe %	Ga ppm	Hg ppm	K %	La ppm	Mg %	Mn ppm
T 20241	203 238	< 5	1.66	0.4	15	310	< 0.5	4	0.39	1.5	12	11	17	4.71	< 10	< 1	0.64	60	0.67	440
T 20242	203 238	< 5	0.48	1.6	55	100	< 0.5	4	0.16	1.0	6	10	61	3.70	< 10	< 1	0.09	30	0.12	170
T 20243	203 238	10	0.64	1.4	50	230	< 0.5	< 2	0.08	< 0.5	4	5	45	3.78	< 10	< 1	0.07	30	0.17	130
T 20244	203 238	< 5	0.45	2.0	35	150	0.5	< 2	0.08	1.0	5	16	69	4.26	< 10	2	0.04	30	0.15	160
T 20245	203 238	15	1.24	2.8	40	230	0.5	4	0.21	2.0	14	34	105	5.46	< 10	< 1	0.04	30	0.67	280
T 20246	217 238	< 5	0.98	2.2	35	360	< 0.5	< 2	1.10	2.0	15	42	90	3.27	< 10	< 1	0.08	30	0.47	185
T 20247	203 238	< 5	1.35	1.2	75	190	< 0.5	4	0.23	0.5	13	40	92	5.06	< 10	< 1	0.02	40	0.78	330
T 20248	203 238	< 5	2.36	0.6	45	230	0.5	< 2	0.50	1.0	31	49	175	4.35	< 10	< 1	0.06	20	1.07	845
T 20249	217 238	< 5	1.30	1.6	15	390	< 0.5	2	0.39	2.5	11	140	65	4.17	< 10	< 1	0.13	30	0.54	295
T 20250	203 238	< 5	1.46	1.4	140	230	0.5	< 2	1.14	9.5	38	55	102	7.23	< 10	< 1	0.04	20	0.74	1210
T 20251	203 238	< 5	0.70	2.8	30	230	< 0.5	4	0.09	0.5	3	14	41	3.37	< 10	< 1	0.07	30	0.21	75
T 20252	203 238	5	1.74	1.2	45	180	< 0.5	< 2	0.24	< 0.5	21	70	34	5.18	< 10	< 1	0.04	30	1.17	580
T 20253	203 238	< 5	1.74	0.6	50	230	< 0.5	< 2	0.18	< 0.5	21	33	38	4.97	< 10	< 1	0.05	40	1.06	680
T 20254	203 238	< 5	1.23	0.8	30	150	< 0.5	4	0.61	< 0.5	11	16	40	4.50	< 10	2	0.05	50	0.55	395
T 20255	203 238	< 5	1.38	1.2	< 5	160	< 0.5	4	0.20	1.5	14	33	64	4.37	< 10	< 1	0.03	40	0.76	390
T 20256	203 238	< 5	1.22	1.2	25	180	< 0.5	2	0.13	0.5	8	30	61	3.67	< 10	< 1	0.02	30	0.59	285
T 20257	203 238	< 5	0.59	0.6	35	80	< 0.5	4	0.22	0.5	24	16	59	4.71	< 10	< 1	0.02	60	0.26	730
T 20258	203 238	< 5	1.28	1.6	25	170	< 0.5	4	0.12	0.5	9	30	107	3.85	< 10	< 1	0.03	40	0.60	340
T 20259	203 238	< 5	1.18	0.6	25	130	< 0.5	< 2	0.10	< 0.5	15	28	73	3.86	< 10	< 1	0.03	30	0.62	635
T 20260	203 238	< 5	1.32	0.8	40	140	< 0.5	4	0.12	0.5	10	34	70	4.68	< 10	< 1	0.03	40	0.63	285
T 20261	203 238	< 5	1.26	1.2	35	140	< 0.5	4	0.13	< 0.5	11	27	55	4.03	< 10	< 1	0.03	30	0.60	385
T 20262	203 238	< 5	1.37	0.8	20	190	< 0.5	2	0.11	< 0.5	9	27	65	3.88	< 10	< 1	0.05	30	0.66	355
T 20263	203 238	< 5	1.55	1.0	25	230	< 0.5	< 2	0.12	< 0.5	8	36	74	3.85	< 10	< 1	0.04	40	0.67	315
T 20264	203 238	< 5	1.12	1.0	25	190	< 0.5	2	0.12	< 0.5	7	27	53	3.26	< 10	< 1	0.03	30	0.52	265
T 20265	203 238	< 5	0.93	0.8	45	210	< 0.5	2	0.18	< 0.5	8	15	34	3.54	< 10	1	0.03	50	0.42	240
T 20266	203 238	< 5	1.16	1.0	15	130	< 0.5	2	0.18	< 0.5	13	20	30	4.27	< 10	< 1	0.04	40	0.64	405
T 20267	203 238	< 5	1.35	1.0	< 5	280	0.5	< 2	0.50	< 0.5	11	19	28	4.00	< 10	1	0.06	50	0.57	580
T 20268	203 238	< 5	1.33	0.6	25	240	< 0.5	2	0.18	< 0.5	12	7	24	4.60	< 10	< 1	0.06	50	0.69	485
T 20269	203 238	< 5	1.64	1.4	130	220	0.5	< 2	0.18	3.0	24	59	74	5.81	< 10	< 1	0.03	30	0.68	750
T 20270	217 238	< 5	2.23	0.8	140	240	0.5	2	0.65	7.5	50	200	76	8.53	< 10	< 1	0.05	10	1.57	1310
T 20271	203 238	5	1.66	1.4	25	330	< 0.5	< 2	0.76	1.5	15	44	64	3.86	< 10	1	0.05	20	0.79	450
T 20272	203 238	< 5	1.48	0.8	55	180	0.5	< 2	0.18	< 0.5	8	43	108	10.95	< 10	< 1	0.04	20	0.55	270
T 20273	203 238	< 5	1.60	0.8	15	260	< 0.5	< 2	0.39	0.5	15	26	29	4.17	< 10	< 1	0.03	30	0.80	465
T 20274	203 238	< 5	1.54	0.8	45	180	< 0.5	4	0.29	0.5	18	67	41	4.51	< 10	< 1	0.03	30	1.03	525
T 20275	203 238	< 5	1.13	0.8	30	240	< 0.5	2	0.21	< 0.5	9	15	29	3.90	< 10	< 1	0.05	50	0.47	330
T 20276	203 238	< 5	1.25	1.0	25	320	< 0.5	2	0.10	< 0.5	10	32	31	3.79	< 10	< 1	0.04	40	0.53	390
T 20277	203 238	< 5	0.99	1.2	25	150	< 0.5	6	0.12	< 0.5	10	20	39	3.83	< 10	< 1	0.03	30	0.51	325
T 20278	203 238	< 5	1.52	1.2	25	230	< 0.5	2	0.17	< 0.5	13	31	62	4.04	< 10	< 1	0.04	40	0.72	505
T 20279	203 238	< 5	1.45	1.2	40	210	< 0.5	2	0.09	< 0.5	8	31	65	3.87	< 10	< 1	0.04	40	0.63	280
T 20280	203 238	< 5	1.40	0.8	35	150	< 0.5	< 2	0.11	0.5	15	32	67	4.52	< 10	< 1	0.03	40	0.64	425



Chemex Labs Ltd.

Analytical Chemists • Geochemists • Registered Assayers

212 BROOKSBANK AVE., NORTH VANCOUVER,
BRITISH COLUMBIA, CANADA V7J-2C1

PHONE (604) 984-0221

to: ARCHER CATIRO & ASSOC. (1981) LTD.

3125 3RD AVE., BOX 4127
WHITEHORSE, YT
Y1A 3S9

Project: MARG
Comments:

Page No.: 3-B
Tot. Pages: 5
Date: 23-AUG-89
Invoice #: I-8923415
P.O. #: NONE

CERTIFICATE OF ANALYSIS A8923415

SAMPLE DESCRIPTION	PREP CODE	Mo ppm	Na %	Ni ppm	P ppm	Pb ppm	Sb ppm	Sc ppm	Sr ppm	Ti %	Tl ppm	U ppm	V ppm	W ppm	Zn ppm
T 20241	203 238	1	< 0.01	22	980	26	< 5	5	38	0.18	< 10	< 10	21	< 10	214
T 20242	203 238	21	0.01	28	1760	18	< 5	1	90	< 0.01	< 10	< 10	55	< 10	250
T 20243	203 238	18	< 0.01	23	1820	26	< 5	< 1	62	0.01	< 10	< 10	42	< 10	210
T 20244	203 238	16	< 0.01	31	2110	6	< 5	1	40	< 0.01	< 10	< 10	55	< 10	348
T 20245	203 238	14	0.01	43	1930	20	< 5	4	34	0.02	< 10	< 10	82	< 10	354
T 20246	217 238	9	0.01	35	1760	12	< 5	4	38	0.01	< 10	< 10	57	< 10	246
T 20247	203 238	10	< 0.01	51	1650	16	< 5	3	32	0.02	< 10	< 10	68	< 10	342
T 20248	203 238	1	0.01	74	1040	< 2	< 5	7	32	0.13	< 10	< 10	90	< 10	316
T 20249	217 238	6	0.01	55	2150	12	< 5	2	53	0.01	< 10	< 10	80	< 10	448
T 20250	203 238	8	0.01	135	1590	6	< 5	8	46	0.02	< 10	< 10	60	< 10	638
T 20251	203 238	16	0.01	22	2100	20	10	< 1	51	< 0.01	< 10	< 10	56	< 10	228
T 20252	203 238	7	< 0.01	34	1230	12	5	5	36	0.02	< 10	< 10	59	< 10	148
T 20253	203 238	1	< 0.01	42	1220	16	< 5	3	20	0.03	< 10	< 10	28	< 10	128
T 20254	203 238	1	< 0.01	25	940	38	< 5	3	39	< 0.01	< 10	< 10	24	< 10	136
T 20255	203 238	4	< 0.01	40	1070	14	< 5	3	25	0.01	< 10	< 10	53	< 10	256
T 20256	203 238	6	< 0.01	28	960	8	< 5	3	28	0.07	< 10	< 10	49	< 10	142
T 20257	203 238	1	< 0.01	64	740	18	< 5	2	13	0.01	< 10	< 10	16	< 10	238
T 20258	203 238	9	0.01	25	1380	18	< 5	3	32	0.09	< 10	< 10	58	< 10	138
T 20259	203 238	5	< 0.01	37	810	20	< 5	2	12	0.03	< 10	< 10	48	< 10	130
T 20260	203 238	8	< 0.01	42	1060	12	< 5	3	12	0.01	< 10	< 10	52	< 10	214
T 20261	203 238	7	< 0.01	37	980	10	< 5	2	17	0.02	< 10	< 10	47	< 10	166
T 20262	203 238	7	0.01	33	920	22	< 5	3	20	0.06	< 10	< 10	56	< 10	144
T 20263	203 238	6	0.01	29	880	14	< 5	3	22	0.05	< 10	< 10	57	< 10	136
T 20264	203 238	6	0.01	21	1010	12	< 5	3	28	0.06	< 10	< 10	48	< 10	118
T 20265	203 238	5	< 0.01	18	960	28	< 5	2	23	0.01	< 10	< 10	26	< 10	152
T 20266	203 238	3	< 0.01	26	790	52	< 5	3	20	0.02	< 10	< 10	20	< 10	118
T 20267	203 238	2	< 0.01	24	1030	32	< 5	3	33	0.02	< 10	< 10	22	< 10	124
T 20268	203 238	3	< 0.01	22	870	16	< 5	3	28	0.01	< 10	< 10	14	< 10	126
T 20269	203 238	14	< 0.01	96	2160	10	5	4	32	0.02	< 10	< 10	77	< 10	518
T 20270	217 238	5	0.01	175	1460	< 2	< 5	11	33	0.01	< 10	< 10	90	< 10	560
T 20271	203 238	6	0.01	43	1680	8	5	3	44	0.04	< 10	< 10	72	< 10	292
T 20272	203 238	10	< 0.01	28	2170	10	< 5	3	31	0.04	< 10	< 10	77	< 10	214
T 20273	203 238	5	< 0.01	29	1040	20	< 5	3	31	0.03	< 10	< 10	32	< 10	152
T 20274	203 238	3	< 0.01	54	940	14	< 5	4	22	0.04	< 10	< 10	34	< 10	182
T 20275	203 238	3	< 0.01	21	810	30	< 5	2	21	0.01	< 10	< 10	19	< 10	116
T 20276	203 238	7	< 0.01	19	1120	26	< 5	2	21	0.01	< 10	< 10	34	< 10	116
T 20277	203 238	6	< 0.01	26	870	16	< 5	2	18	0.02	< 10	< 10	34	< 10	152
T 20278	203 238	6	< 0.01	29	1030	16	< 5	3	24	0.04	< 10	< 10	45	< 10	150
T 20279	203 238	10	0.01	22	1090	20	< 5	3	21	0.03	< 10	< 10	63	< 10	138
T 20280	203 238	7	0.01	39	960	10	< 5	3	14	0.01	< 10	< 10	53	< 10	190

CERTIFICATION :



Chemex Labs Ltd.

Analytical Chemists • Geochemists • Registered Assayers

111 BROOKSBANK AVE NORTH VANCOUVER
BRITISH COLUMBIA, CANADA V7J 2C1

PHONE (604) 984 0221

To: ARCHER CATIRO & ASSOC. (1981) LTD.

1125 3RD AVE., BOX 4127
WHITEHORSE, YT
Y1A 3S9

Project: MARG
Comments:

Page No.: 4-A
Tot. Pages: 5
Date: 23-AUG-89
Invoice #: I-8923415
P.O. #: NONE

CERTIFICATE OF ANALYSIS A8923415

SAMPLE DESCRIPTION	PREP CODE	Au ppb PATAA	Al %	Ag ppm	As ppm	Ba ppm	Bc ppm	Bi ppm	Ca %	Cd ppm	Co ppm	Cr ppm	Cu ppm	Fe %	Ga ppm	Hg ppm	K %	La ppm	Mg %	Mn ppm
T 20281	203 238	< 5	1.36	1.0	45	130	< 0.5	2	0.10	< 0.5	10	33	60	4.54	< 10	< 1	0.02	40	0.64	380
T 20282	203 238	< 5	1.92	0.6	20	40	< 0.5	< 2	0.11	1.0	18	67	65	5.34	< 10	< 1	0.01	30	1.03	460
T 20283	203 238	< 5	1.70	0.6	40	40	< 0.5	< 2	0.18	1.0	22	61	88	5.67	< 10	< 1	0.01	30	0.89	460
T 20284	203 238	< 5	1.28	1.2	55	40	0.5	2	0.07	< 0.5	8	29	70	5.96	< 10	< 1	0.01	40	0.35	220
T 20285	203 238	5	1.94	1.1	75	70	0.5	4	0.10	< 0.5	11	44	87	6.07	< 10	< 1	0.02	40	0.46	445
T 20286	217 238	< 5	1.49	1.4	20	90	< 0.5	2	0.11	< 0.5	5	114	36	4.11	< 10	< 1	0.06	30	0.55	190
T 20287	203 238	< 5	2.15	1.8	55	70	0.5	< 2	0.16	1.0	14	42	71	5.66	< 10	< 1	0.03	50	0.38	370
T 20288	203 238	15	2.39	1.4	135	50	0.5	< 2	0.20	4.0	44	34	148	8.34	< 10	< 1	0.02	70	0.60	755
T 20289	203 238	5	1.07	2.8	60	210	< 0.5	< 2	0.22	4.0	24	25	191	6.60	< 10	< 1	0.05	40	0.43	490
T 20290	203 238	15	0.94	3.8	35	270	< 0.5	< 2	0.23	2.0	15	25	131	6.42	< 10	< 1	0.06	40	0.40	365
T 20291	203 238	< 5	2.99	1.2	100	240	0.5	< 2	0.64	9.0	78	44	433	9.16	< 10	< 1	0.01	30	1.79	1820
T 20292	217 238	< 5	1.93	2.4	65	360	< 0.5	< 2	0.37	3.5	27	134	173	6.11	< 10	< 1	0.06	30	1.16	885
T 20293	203 238	< 5	1.60	1.0	115	70	< 0.5	< 2	0.16	2.0	21	35	106	5.81	< 10	< 1	0.04	50	0.72	310
T 20294	203 238	10	1.13	2.8	265	210	< 0.5	6	0.16	< 0.5	6	26	80	11.80	< 10	< 1	0.04	50	0.57	565
T 20295	203 238	< 5	1.41	2.4	65	140	< 0.5	< 2	0.13	0.5	21	33	124	7.04	< 10	< 1	0.02	40	0.83	665
T 20296	203 238	< 5	1.39	1.8	60	60	0.5	< 2	0.12	0.5	18	37	87	6.18	< 10	< 1	0.02	40	0.51	395
T 20297	217 238	< 5	0.87	1.2	5	150	< 0.5	< 2	0.04	< 0.5	4	74	48	3.96	< 10	< 1	0.10	30	0.45	90
T 20298	203 238	< 5	0.47	3.4	20	150	< 0.5	2	0.04	0.5	4	19	55	4.83	< 10	< 1	0.05	20	0.17	135
T 20299	203 238	110	0.50	5.2	100	610	< 0.5	< 2	0.03	< 0.5	1	31	16	4.45	< 10	< 1	0.15	30	0.12	50
T 20300	203 238	< 5	0.59	1.6	30	110	< 0.5	< 2	0.03	4.0	10	15	113	4.95	< 10	< 1	0.02	40	0.26	535
T 20301	217 238	< 5	0.92	1.0	30	150	< 0.5	4	0.02	< 0.5	5	105	47	4.13	< 10	< 1	0.08	20	0.38	145
T 20302	203 238	< 5	0.58	3.2	115	220	0.5	< 2	0.05	< 0.5	4	10	38	3.65	< 10	< 1	0.09	20	0.11	115
T 20303	203 238	< 5	0.35	2.6	50	200	< 0.5	< 2	0.02	< 0.5	3	9	50	3.87	< 10	< 1	0.05	20	0.07	80
T 20304	217 238	< 5	0.29	1.4	30	290	< 0.5	2	0.01	< 0.5	2	181	36	2.44	< 10	< 1	0.08	20	0.02	40
T 20305	203 238	< 5	0.93	1.0	50	350	< 0.5	< 2	0.12	< 0.5	8	9	26	3.96	< 10	< 1	0.06	40	0.30	290
T 20306	203 238	5	0.35	2.2	40	190	< 0.5	2	0.02	< 0.5	2	4	18	1.56	< 10	< 1	0.08	20	0.05	35
T 20307	203 238	< 5	0.22	2.8	45	210	< 0.5	2	< 0.01	< 0.5	1	9	15	2.37	< 10	< 1	0.06	20	0.03	20
T 20308	203 238	< 5	0.98	2.2	30	230	< 0.5	4	0.04	0.5	7	23	94	4.80	< 10	< 1	0.06	30	0.46	340
T 20309	217 238	15	0.67	2.6	< 5	240	0.5	4	0.09	2.0	5	113	114	4.27	< 10	< 1	0.09	30	0.19	235
T 20310	217 238	< 5	1.30	2.2	45	230	< 0.5	4	0.67	2.0	21	136	88	5.01	< 10	< 1	0.08	20	1.02	415
T 20311	217 238	< 5	1.05	1.4	30	200	< 0.5	2	0.25	1.5	12	114	66	3.23	< 10	< 1	0.07	20	0.57	220
T 20312	203 238	< 5	1.01	2.4	20	140	< 0.5	6	0.22	2.5	14	23	99	3.81	< 10	< 1	0.03	30	0.56	265
T 20313	217 238	60	4.79	< 0.2	35	40	0.5	< 2	0.50	8.0	64	90	539	11.90	< 10	< 1	< 0.01	20	2.11	1125
T 20314	203 238	< 5	0.68	1.0	30	70	0.5	4	0.02	4.0	16	11	162	5.28	< 10	< 1	0.02	30	0.11	790
T 20315	203 238	15	0.28	2.2	30	140	< 0.5	2	0.01	0.5	2	9	35	3.19	< 10	< 1	0.06	30	0.04	65
T 20316	203 238	< 5	0.56	2.0	25	160	< 0.5	2	0.06	1.5	6	16	109	5.14	< 10	< 1	0.05	30	0.19	235
T 20317	203 238	< 5	1.36	< 0.2	40	470	< 0.5	< 2	0.21	0.5	15	12	20	3.94	< 10	< 1	0.25	40	0.49	615
T 20318	217 238	< 5	2.09	< 0.2	< 5	800	< 0.5	< 2	0.26	< 0.5	9	64	4	4.69	< 10	< 1	0.48	30	0.94	500
T 20319	203 238	15	1.48	2.6	115	110	< 0.5	8	0.16	1.5	10	44	654	6.32	< 10	< 1	0.03	40	0.98	220
T 20320	217 238	< 5	2.07	0.4	35	240	< 0.5	< 2	0.31	2.5	35	132	204	6.29	< 10	< 1	0.09	30	1.20	555



Chemex Labs Ltd.

Analytical Chemists * Geochemists * Registered Assayers

111 BROOKSBANK AVE. NORTH VANCOUVER,
BRITISH COLUMBIA, CANADA V7J 1C1

PHONE (604) 984-0221

to ARCHER CAIRO & ASSOC. (1981) LTD.

3125 3RD AVE., BOX 4127
WHITEHORSE, YT
Y1A 3S9

Project : MARG

Comments :

Page No. : 4-B
Tot. Pages : 5
Date : 23-AUG-89
Invoice # : I-8923415
P.O. # : NONE

CERTIFICATE OF ANALYSIS A8923415

SAMPLE DESCRIPTION	PREP CODE	Mo ppm	Na %	Ni ppm	P ppm	Pb ppm	Sb ppm	Sc ppm	Sr ppm	Ti %	Tl ppm	U ppm	V ppm	W ppm	Zn ppm
T 20281	203 238	8 < 0.01		38	1130	18	< 5	3	11	0.01	< 10	< 10	52	< 10	204
T 20282	203 238	6 < 0.01		50	900	4	< 5	6	7	0.01	< 10	< 10	68	< 10	208
T 20283	203 238	5 < 0.01		69	1170	18	< 5	5	10	< 0.01	< 10	< 10	61	< 10	250
T 20284	203 238	5 < 0.01		32	1340	22	< 5	3	19	< 0.01	< 10	< 10	34	< 10	168
T 20285	203 238	7 < 0.01		31	1610	34	5	5	16	< 0.01	< 10	< 10	49	< 10	126
T 20286	217 238	6 < 0.03		18	920	8	< 5	2	20	< 0.01	< 10	< 10	30	< 10	126
T 20287	203 238	6 < 0.02		47	1430	26	< 5	5	22	< 0.01	< 10	< 10	45	< 10	210
T 20288	203 238	6 < 0.02		204	1520	18	< 5	7	22	< 0.01	< 10	< 10	45	< 10	588
T 20289	203 238	18 < 0.01		57	4100	16	< 5	4	62	< 0.01	< 10	< 10	66	< 10	330
T 20290	203 238	22 < 0.01		28	4410	32	< 5	3	72	< 0.01	< 10	< 10	64	< 10	254
T 20291	203 238	13 < 0.01		219	2160	20	< 5	8	42	0.16	< 10	< 10	107	< 10	656
T 20292	217 238	9 < 0.01		101	1940	22	< 5	6	39	0.04	< 10	< 10	88	< 10	374
T 20293	203 238	8 < 0.01		68	1440	20	< 5	4	21	< 0.01	< 10	< 10	52	< 10	298
T 20294	203 238	29 < 0.01		33	5490	44	< 10	3	54	< 0.01	< 10	< 10	60	< 10	408
T 20295	203 238	12 < 0.01		63	1950	28	< 5	5	16	0.01	< 10	< 10	59	< 10	342
T 20296	203 238	9 < 0.01		54	1660	22	< 5	4	12	< 0.01	< 10	< 10	48	< 10	250
T 20297	217 238	6 < 0.02		16	620	12	< 5	1	15	< 0.01	< 10	< 10	33	< 10	150
T 20298	203 238	18 < 0.01		44	1630	22	< 5	1	77	< 0.01	< 10	< 10	49	< 10	352
T 20299	203 238	19 < 0.02		8	8270	40	< 10	3	40	< 0.01	< 10	< 10	153	< 10	96
T 20300	203 238	11 < 0.01		65	1090	6	< 5	2	19	< 0.01	< 10	< 10	30	< 10	414
T 20301	217 238	3 < 0.01		25	610	6	< 5	1	18	< 0.01	< 10	< 10	38	< 10	206
T 20302	203 238	43 < 0.01		24	2660	22	25	2	67	0.01	< 10	< 10	81	< 10	230
T 20303	203 238	33 < 0.01		40	1520	22	5	1	47	< 0.01	< 10	< 10	56	< 10	324
T 20304	217 238	11 < 0.01		16	2270	6	< 5	< 1	24	< 0.01	< 10	< 10	35	< 10	204
T 20305	203 238	12 < 0.01		22	1060	26	< 5	2	38	0.03	< 10	< 10	25	< 10	230
T 20306	203 238	20 < 0.01		4	1090	20	< 5	< 1	37	< 0.01	< 10	< 10	47	< 10	92
T 20307	203 238	24 < 0.01		11	2550	22	5	< 1	80	< 0.01	< 10	< 10	47	< 10	68
T 20308	203 238	14 < 0.01		31	1490	28	< 5	2	32	< 0.01	< 10	< 10	42	< 10	246
T 20309	217 238	16 < 0.01		30	2510	28	< 5	1	53	< 0.01	< 10	< 10	62	< 10	252
T 20310	217 238	10 < 0.01		84	1250	8	< 5	4	43	0.01	< 10	< 10	64	< 10	334
T 20311	217 238	9 < 0.01		39	1280	6	< 5	3	30	0.02	< 10	< 10	65	< 10	294
T 20312	203 238	13 < 0.01		46	1250	26	< 5	3	41	0.02	< 10	< 10	66	< 10	308
T 20313	217 238	1 < 0.01		113	2120	< 2	< 5	19	17	0.06	< 10	< 10	118	< 10	858
T 20314	203 238	7 < 0.01		76	1040	12	< 5	2	16	< 0.01	< 10	< 10	23	< 10	628
T 20315	203 238	26 < 0.01		13	1450	24	10	< 1	71	< 0.01	< 10	< 10	43	< 10	112
T 20316	203 238	18 < 0.01		49	1860	18	5	2	42	< 0.01	< 10	< 10	52	< 10	412
T 20317	203 238	2 < 0.01		28	840	22	< 5	4	34	0.11	< 10	< 10	18	< 10	268
T 20318	217 238	2 < 0.01		10	920	8	< 5	5	29	0.13	< 10	< 10	20	< 10	120
T 20319	203 238	13 < 0.01		41	1500	866	5	3	21	0.01	< 10	< 10	60	< 10	728
T 20320	217 238	12 < 0.01		68	1080	18	< 5	6	12	0.11	< 10	< 10	90	< 10	720



Chemex Labs Ltd.

Analytical Chemists • Geochemists • Registered Assayers

212 BROOKSBANK AVE., NORTH VANCOUVER,
BRITISH COLUMBIA, CANADA V7J-2C1

PHONE (604) 984-0221

To: ARCHER CATHRO & ASSOC. (1981) LTD.

3125 3RD AVE., BOX 4127
WHITEHORSE, YT
Y1A 3S9

Project: MARG

Comments:

Page No.: 5-A

Tot. Pages: 5

Date: 23-AUG-89

Invoice #: I-8923415

P.O. #: NONE

CERTIFICATE OF ANALYSIS A8923415

SAMPLE DESCRIPTION	PREP CODE	Au ppb FA+AA	Al %	Ag ppm	As ppm	Ba ppm	Be ppm	Bi ppm	Ca %	Cd ppm	Co ppm	Cr ppm	Cu ppm	Fe %	Ga ppm	Hg ppm	K %	La ppm	Mg %	Mn ppm
T 20321	217 238	5	2.53	0.4	< 5	190	< 0.5	< 2	0.65	5.0	38	104	236	6.03	< 10	< 1	0.03	20	1.62	725
T 20322	217 238	< 5	2.72	0.2	5	390	< 0.5	< 2	0.82	6.5	44	160	272	7.06	< 10	< 1	0.04	20	1.83	815
T 20323	203 238	< 5	2.15	0.4	55	140	< 0.5	< 2	0.24	14.5	58	49	295	7.42	< 10	< 1	0.02	40	1.21	1030
T 20324	203 238	< 5	1.87	1.0	30	100	< 0.5	< 2	0.20	4.0	47	48	247	9.41	< 10	< 1	0.02	30	0.94	865
T 20325	203 238	< 5	1.31	1.2	55	100	< 0.5	< 2	0.13	< 0.5	6	34	105	6.75	< 10	< 1	0.03	40	0.54	195
T 20326	203 238	< 5	1.07	0.6	55	80	< 0.5	< 2	0.09	< 0.5	6	32	70	6.81	< 10	< 1	0.02	40	0.48	205
T 20327	203 238	< 5	1.21	1.4	55	110	< 0.5	< 2	0.18	2.0	19	34	109	6.43	< 10	< 1	0.02	40	0.61	500
T 20328	203 238	< 5	1.28	0.6	30	100	< 0.5	< 2	0.21	3.5	26	71	117	5.62	< 10	< 1	0.01	40	0.87	625
T 20329	203 238	< 5	1.71	0.6	30	160	< 0.5	< 2	0.16	3.0	28	52	170	7.41	< 10	< 1	0.02	50	0.97	635
T 20330	217 238	< 5	1.62	1.0	< 5	260	< 0.5	< 2	0.21	4.0	20	126	105	6.03	< 10	< 1	0.08	40	0.99	665
T 20331	217 238	< 5	1.74	0.8	30	280	< 0.5	< 2	0.27	4.0	22	149	102	5.54	< 10	< 1	0.08	40	1.15	480
T 20332	203 238	< 5	1.69	1.4	45	180	< 0.5	< 2	0.30	6.0	30	136	146	6.92	< 10	< 1	0.02	40	1.26	590
T 20333	203 238	< 5	1.49	1.0	< 5	160	< 0.5	< 2	0.22	2.0	13	46	92	6.29	< 10	< 1	0.03	40	0.96	430
T 20334	203 238	5	1.33	1.4	15	110	< 0.5	< 2	0.15	4.5	17	32	130	6.28	< 10	< 1	0.02	40	0.85	355
T 20335	217 238	< 5	1.86	0.2	40	220	< 0.5	< 2	0.20	3.5	56	75	236	8.04	< 10	1	0.12	40	0.86	935
T 20336	217 238	30	1.15	0.6	5	120	< 0.5	< 2	0.18	0.5	7	113	30	3.33	< 10	< 1	0.05	30	0.38	180
T 20337	217 238	10	1.18	1.8	45	310	< 0.5	4	0.16	< 0.5	4	112	64	7.60	< 10	1	0.08	30	0.66	185
T 20338	203 238	< 5	1.27	2.0	45	140	< 0.5	< 2	0.08	0.5	10	36	105	10.25	< 10	< 1	0.02	40	0.68	315
T 20339	203 238	< 5	1.02	1.2	30	80	< 0.5	< 2	0.14	2.0	15	24	82	5.39	< 10	< 1	0.02	40	0.40	310
T 20340	203 238	5	1.09	1.6	65	90	< 0.5	< 2	0.14	< 0.5	13	28	82	5.93	< 10	< 1	0.01	40	0.44	275
T 20341	203 238	< 5	1.42	1.6	< 5	170	< 0.5	< 2	0.07	1.0	10	36	111	7.00	< 10	< 1	0.07	40	0.69	260



Chemex Labs Ltd.

Analytical Chemists • Geochemists • Registered Assayers

112 BROOKSBANK AVE., NORTH VANCOUVER,
BRITISH COLUMBIA, CANADA V7J-2C1

PHONE (604) 984-0221

to: ARCHER CATIRO & ASSOC. (1981) LTD.

3125 3RD AVE., BOX 4127
WHITEHORSE, YT
Y1A 3S9

Project: MARG

Comments:

Page No. 5-B

Tot. Pages: 5

Date: 23-AUG-89

Invoice #: I-8923415

P.O. # NONE

CERTIFICATE OF ANALYSIS A8923415

SAMPLE DESCRIPTION	PREP CODE		Mo	Na	Ni	P	Pb	Sb	Sc	Sr	Ti	Tl	U	V	W	Zn
			ppm	%	ppm	ppm	ppm	ppm	ppm	ppm	%	ppm	ppm	ppm	ppm	ppm
T 20321	217	238	11	0.01	75	940	8	< 5	7	17	0.28	< 10	< 10	139	< 10	720
T 20322	217	238	10	0.01	101	1620	8	< 5	8	23	0.22	< 10	< 10	127	< 10	690
T 20323	203	238	13	< 0.01	168	1490	26	< 5	6	13	0.05	< 10	< 10	90	< 10	1740
T 20324	203	238	23	< 0.01	108	1100	34	< 5	6	8	0.04	< 10	< 10	94	< 10	880
T 20325	203	238	14	< 0.01	35	2570	18	< 5	2	21	< 0.01	< 10	< 10	52	< 10	240
T 20326	203	238	14	< 0.01	23	2780	8	< 5	2	17	< 0.01	< 10	< 10	49	< 10	212
T 20327	203	238	12	< 0.01	58	2500	14	< 5	3	27	< 0.01	< 10	< 10	51	< 10	328
T 20328	203	238	10	< 0.01	99	1660	16	< 5	4	19	< 0.01	< 10	< 10	42	< 10	436
T 20329	203	238	15	< 0.01	94	1860	24	< 5	5	30	< 0.01	< 10	< 10	57	< 10	538
T 20330	217	238	10	0.01	91	1680	8	< 5	5	24	0.01	< 10	< 10	67	< 10	484
T 20331	217	238	11	0.01	97	1640	14	< 5	4	27	0.02	< 10	< 10	91	< 10	496
T 20332	203	238	13	< 0.01	151	2260	20	< 5	5	41	< 0.01	< 10	< 10	66	< 10	504
T 20333	203	238	13	< 0.01	46	1290	12	< 5	4	28	0.01	< 10	< 10	68	< 10	336
T 20334	203	238	13	0.01	56	1380	10	< 5	4	22	< 0.01	< 10	< 10	65	< 10	396
T 20335	217	238	7	0.01	99	1810	< 2	< 5	5	13	0.01	< 10	< 10	50	< 10	392
T 20336	217	238	4	0.02	24	1240	4	< 5	2	21	< 0.01	< 10	< 10	34	< 10	104
T 20337	217	238	15	0.01	24	3140	16	< 5	3	24	< 0.01	< 10	< 10	69	< 10	218
T 20338	203	238	18	0.01	39	3780	24	< 5	4	27	< 0.01	< 10	< 10	66	< 10	374
T 20339	203	238	9	< 0.01	46	2160	6	< 5	3	22	< 0.01	< 10	< 10	36	< 10	238
T 20340	203	238	11	< 0.01	43	2190	18	< 5	3	25	< 0.01	< 10	< 10	41	< 10	226
T 20341	203	238	11	0.01	29	2210	96	< 5	3	21	0.01	< 10	< 10	46	< 10	216



Chemex Labs Ltd.

Analytical Chemists • Geochemists • Registered Assayers

212 BROOKSBANK AVE., NORTH VANCOUVER,
BRITISH COLUMBIA, CANADA V7J-2C1

PHONE (604) 984-0221

TO: ARCHER CATIRO & ASSOC. (1981) LTD.

3125 3RD AVE., BOX 4127
WHITEHORSE, YT
Y1A 3S9

Project: MARG

Comments:

Page No.: 1
Tot. Pages: 1
Date: 17-AUG-89
Invoice #: I-8923485
P.O. #: NONE

CERTIFICATE OF ANALYSIS A8923485

SAMPLE DESCRIPTION	PREP CODE	Au ppb FA+AA								
10377 10378	203 203	-- --	< 5 40							

CERTIFICATION : _____



Chemex Labs Ltd.

Analytical Chemists * Geochemists * Registered Assayers

212 BROOKSBANK AVE., NORTH VANCOUVER,
BRITISH COLUMBIA, CANADA V7J-2C1

PHONE (604) 984-0221

T RCHER CATHRO & ASSOC. (1981) LTD.

1016 - 510 W. HASTINGS ST.
VANCOUVER, BC
V6B 1L8

Project : MARG

Comments :

Page No. 1
Tot. Pgs. 1
Date : 17-AUG-89
Invoice # : I-8923486
P.O. # : NONE

CERTIFICATE OF ANALYSIS A8923486

SAMPLE DESCRIPTION	PREP CODE	Au ppb FA+AA								
S 10375	255 ---	< 5								
S 10376	255 ---	< 5								
S 11927	255 ---	< 5								
S 11928	255 ---	< 5								
S 11929	255 ---	10								
S 11930	255 ---	55								
S 11931	255 ---	15								
S 11932	255 ---	< 5								
S 11933	255 ---	< 5								
S 11934	255 ---	< 5								
S 11935	255 ---	< 5								
S 11936	255 ---	10								
S 11937	255 ---	< 5								
S 11938	255 ---	15								
S 11939	255 ---	< 5								
S 11940	255 ---	< 5								
S 11941	255 ---	< 5								
S 11942	255 ---	< 5								
S 11943	255 ---	< 5								
S 11944	255 ---	5								
S 11945	255 ---	< 5								
S 11946	255 ---	< 5								
S 11947	255 ---	< 5								
S 11948	255 ---	< 5								
S 11949	255 ---	< 5								
T 20342	255 ---	< 5								
T 20343	255 ---	< 5								

CERTIFICATION : _____



Chemex Labs Ltd.

Analytical Chemists • Geochemists • Registered Assayers
212 BROOKSBANK AVE. NORTH VANCOUVER
BRITISH COLUMBIA, CANADA V7J-2C1
PHONE (604) 984-0221

To ARCHER CATIRO & ASSOC. (1981) LTD.

3125 3RD AVE., BOX 4127
WHITEHORSE, YT
Y1A 3S9

Project : MARG
Comments:

Page No. 1
Tot. Pages 1
Date : 17-AUG-89
Invoice # : I-8923489
P O. # : NONE

CERTIFICATE OF ANALYSIS A8923489

SAMPLE DESCRIPTION	PREP CODE	Au ppb FA+AA										
T 8071 T 8072	255 --- 255 ---	<< 5 << 5										



Chemex Labs Ltd.

Analytical Chemists * Geochemists * Registered Assayers

212 BROOKSBANK AVE., NORTH VANCOUVER,
BRITISH COLUMBIA, CANADA V7J-2C1

PHONE (604) 984-0221

To: M. CHER CATHRO & ASSOC. (1981) LTD.

3125 3RD AVE., BOX 4127
WHITEHORSE, YT
Y1A 1S9

Project: MARG

Comments:

Page No. : 1
Tot. Pages: 2
Date : 17-AUG-89
Invoice # : I-8923490
P.O. # : NONE

CERTIFICATE OF ANALYSIS A8923490

SAMPLE DESCRIPTION	PREP CODE	Au ppb FA+AA									
T 10358	203	--	10								
T 10359	203	--	15								
T 10360	203	--	35								
T 10361	203	--	35								
T 10362	203	--	20								
T 10363	203	--	< 5								
T 10364	203	--	< 25								
T 10365	203	--	< 5								
T 10366	203	--	35								
T 10367	203	--	15								
T 10368	203	--	< 5								
T 10369	203	--	< 5								
T 10370	203	--	20								
T 10371	203	--	15								
T 10372	203	--	10								
T 10373	203	--	15								
T 10374	203	--	5								
T 11902	203	--	< 5								
T 11903	203	--	40								
T 11904	203	--	20								
T 11905	203	--	10								
T 11906	203	--	10								
T 11907	203	--	5								
T 11908	203	--	< 5								
T 11909	203	--	10								
T 11910	203	--	< 5								
T 11911	203	--	10								
T 11912	203	--	< 5								
T 11913	203	--	< 5								
T 11914	203	--	25								
T 11915	203	--	< 5								
T 11916	203	--	< 5								
T 11917	203	--	10								
T 11918	203	--	< 5								
T 11919	203	--	30								
T 11920	203	--	20								
T 11921	203	--	5								
T 11922	203	--	10								
T 11923	203	--	15								
T 11924	203	--	40								



Chemex Labs Ltd.

Analytical Chemists **Geochemists **Registered Assayers
212 BROOKSBANK AVE., NORTH VANCOUVER,
BRITISH COLUMBIA, CANADA V7J-2C1
PHONE (604) 984-0221

1 RCHER CATIRO & ASSOC. (1981) LTD.

3125 3RD AVE., BOX 4127
WHITEHORSE, YT
Y1A 3S9

Project : MARG
Comments :

Page : 2
Tot. Pages: 2
Date : 17-AUG-89
Invoice # : I-8923490
P.O. # : NONE

CERTIFICATE OF ANALYSIS A8923490

SAMPLE DESCRIPTION	PREP CODE		Au ppb FA+AA									
T 11925 T 11926	203 203	-- --	< 5 < 5									

CERTIFICATION : _____



Chemex Labs Ltd.

Analytical Chemists * Geochemists * Registered Assayers

212 BROOKSBANK AVE., NORTH VANCOUVER,
BRITISH COLUMBIA, CANADA V7J-2C1

PHONE (604) 984-0221

RCHEER CATHRO & ASSOC. (1981) LTD.

1016 - 510 W. HASTINGS ST.
VANCOUVER, BC
V6B 1L8

Project : MARG

Comments :

Page : 1-A

Tot. Pages: 2

Date : 16-OCT-89

Invoice # : I-8927046

P.O. # : NONE

CERTIFICATE OF ANALYSIS A8927046

SAMPLE DESCRIPTION	PREP CODE	Al %	Ag ppm	As ppm	Ba ppm	Be ppm	Bi ppm	Ca %	Cd ppm	Co ppm	Cr ppm	Cu ppm	Fe %	Ga ppm	Hg ppm	K %	La ppm	Mg %	Mn ppm	Mo ppm
10377	214 238	1.40	3.0	135	170	< 0.5	< 2	0.13	1.0	13	108	919	5.97	< 10	< 1	0.05	30	0.83	385	9
10378	214 238	1.28	6.0	255	150	< 0.5	8	0.15	1.0	11	83	875	5.59	< 10	< 1	0.05	30	0.83	220	11
S 10375	214 238	0.63	1.2	20	260	< 0.5	< 2	0.05	11.0	3	74	135	2.76	< 10	< 1	0.08	10	0.34	55	21
S 10376	214 238	1.47	< 0.2	75	250	< 0.5	< 2	0.13	0.5	8	68	449	7.93	< 10	< 1	0.03	< 10	1.18	275	15
S 11927	214 238	0.52	0.8	10	370	< 0.5	< 2	0.02	2.0	2	79	77	1.33	< 10	< 1	0.11	< 10	0.30	40	16
S 11928	214 238	0.50	0.4	< 5	320	< 0.5	< 2	0.08	2.0	2	60	42	0.96	< 10	< 1	0.10	< 10	0.27	45	16
S 11929	214 238	0.30	1.0	180	210	< 0.5	< 2	0.01	< 0.5	1	60	1040	13.65	< 10	< 1	0.10	10	0.03	25	10
S 11930	214 238	0.53	7.8	740	160	< 0.5	< 2	0.03	1.5	4	114	1770	>15.00	< 10	< 1	0.07	10	0.19	95	12
S 11931	214 238	4.98	< 0.2	115	30	< 0.5	< 2	3.05	1.0	47	253	339	8.31	< 10	< 1	< 0.01	< 10	3.93	1120	< 1
S 11932	214 238	5.45	< 0.2	75	20	< 0.5	< 2	3.40	< 0.5	47	20	235	10.70	< 10	< 1	0.01	< 10	3.66	1055	2
S 11933	214 238	2.70	0.6	35	70	< 0.5	< 2	0.05	3.5	16	499	221	5.29	< 10	< 1	< 0.01	10	2.65	205	24
S 11934	214 238	1.00	0.2	< 5	130	< 0.5	< 2	0.07	< 0.5	3	32	52	2.91	< 10	< 1	0.06	< 10	0.65	90	4
S 11935	214 238	2.05	< 0.2	75	80	< 0.5	2	0.07	1.5	9	110	95	6.67	< 10	< 1	0.02	10	1.19	280	6
S 11936	214 238	1.26	< 0.2	10	90	< 0.5	< 2	3.90	0.5	30	75	94	6.13	< 10	< 1	0.06	< 10	2.89	880	< 1
S 11937	214 238	1.68	< 0.2	25	100	< 0.5	2	0.58	< 0.5	6	22	6	3.78	< 10	< 1	0.05	30	1.53	495	< 1
S 11938	214 238	0.24	0.2	25	310	< 0.5	4	0.03	< 0.5	< 1	43	3	1.06	< 10	< 1	0.19	10	0.03	10	< 1
S 11939	214 238	3.71	< 0.2	130	80	< 0.5	< 2	0.07	< 0.5	21	237	115	9.83	< 10	< 1	0.03	< 10	2.77	700	1
S 11940	214 238	5.69	< 0.2	170	30	< 0.5	< 2	0.08	4.5	56	191	169	14.45	< 10	< 1	< 0.01	20	3.90	2310	< 1
S 11941	214 238	5.30	< 0.2	110	10	< 0.5	< 2	1.31	3.5	45	216	153	8.91	< 10	< 1	< 0.01	10	3.87	1510	< 1
S 11942	214 238	3.91	< 0.2	35	50	< 0.5	< 2	4.02	1.5	36	164	125	7.50	< 10	< 1	< 0.01	< 10	3.49	1100	< 1
S 11943	214 238	1.38	< 0.2	< 5	340	< 0.5	2	0.15	0.5	8	70	20	4.00	< 10	< 1	0.14	30	0.70	315	3
S 11944	214 238	0.89	1.0	85	330	< 0.5	< 2	0.03	< 0.5	5	99	81	9.89	< 10	< 1	0.10	10	0.32	170	7
S 11945	214 238	1.36	< 0.2	50	230	< 0.5	< 2	0.09	< 0.5	3	104	93	6.01	< 10	< 1	0.15	10	0.70	105	3
S 11946	214 238	1.08	0.2	< 5	290	< 0.5	< 2	0.06	< 0.5	3	74	10	2.00	< 10	< 1	0.20	20	0.48	70	3
S 11947	214 238	0.59	< 0.2	85	140	< 0.5	< 2	0.01	< 0.5	2	100	587	10.40	< 10	< 1	0.11	< 10	0.19	55	5
S 11948	214 238	0.47	0.8	< 5	320	< 0.5	< 2	0.12	1.0	2	80	25	1.14	< 10	< 1	0.10	10	0.21	50	3
S 11949	214 238	1.33	0.4	45	160	< 0.5	2	0.04	0.5	3	74	12	3.31	< 10	< 1	0.06	10	0.92	85	6
T 20342	214 238	0.64	< 0.2	140	120	< 0.5	< 2	0.01	< 0.5	8	85	320	>15.00	< 10	< 1	0.09	10	0.04	110	5
T 20343	214 238	1.31	1.6	130	200	< 0.5	< 2	0.01	3.5	56	69	396	>15.00	< 10	< 1	0.07	20	0.11	475	13
T 8071	214 238	0.86	0.4	470	150	< 0.5	< 2	0.04	< 0.5	4	62	1060	>15.00	< 10	< 1	0.06	10	0.41	105	6
T 8072	214 238	2.38	< 0.2	110	350	< 0.5	< 2	0.30	0.5	12	23	947	>15.00	< 10	< 1	0.01	10	1.55	345	4
T 10358	214 238	0.73	2.6	65	300	< 0.5	< 2	0.16	2.0	7	147	84	5.99	< 10	< 1	0.08	40	0.37	225	14
T 10359	214 238	2.08	1.8	105	200	< 0.5	< 2	0.13	5.0	39	213	225	8.71	< 10	< 1	0.05	30	1.31	865	14
T 10360	214 238	1.34	2.4	625	210	< 0.5	< 2	0.02	< 0.5	1	132	201	>15.00	< 10	< 1	0.06	30	0.53	140	41
T 10361	214 238	1.42	1.8	150	290	< 0.5	< 2	0.02	< 0.5	8	147	154	13.65	< 10	< 1	0.06	30	0.65	235	58
T 10362	214 238	1.51	1.6	195	330	< 0.5	< 2	0.13	4.5	26	147	183	9.08	< 10	< 1	0.07	40	0.81	780	14
T 10363	214 238	1.28	1.4	110	230	< 0.5	< 2	0.16	2.0	25	114	170	5.94	< 10	< 1	0.05	30	0.70	510	9
T 10364	214 238	1.44	2.2	165	350	< 0.5	< 2	0.02	1.0	7	147	185	9.45	< 10	< 1	0.09	30	0.47	355	12
T 10365	214 238	1.21	1.2	110	160	< 0.5	< 2	0.16	< 0.5	11	159	86	5.30	< 10	< 1	0.05	40	0.42	260	9
T 10366	214 238	1.16	1.4	95	160	< 0.5	< 2	0.10	< 0.5	12	93	98	6.88	< 10	< 1	0.05	30	0.48	300	13

CERTIFICATION : _____



Chemex Labs Ltd.

Analytical Chemists • Geochemists • Registered Assayers

212 BROOKSBANK AVE., NORTH VANCOUVER,
BRITISH COLUMBIA, CANADA V7J-2C1

PHONE (604) 984-0221

RICHER CATHRO & ASSOC. (1981) LTD.

1016 - 510 W. HASTINGS ST.
VANCOUVER, BC
V6B 1L8

Project : MARG

Comments :

Page : 1-B
Tot. Pages: 2
Date : 16-OCT-89
Invoice # : I-8927046
P.O. # : NONE

CERTIFICATE OF ANALYSIS A8927046

SAMPLE DESCRIPTION	PREP CODE		Na	Ni	P	Pb	Sb	Sc	Sr	Ti	Tl	U	V	W	Zn
			%	ppm	ppm	ppm	ppm	ppm	ppm	%	ppm	ppm	ppm	ppm	ppm
10377	214	238	0.01	71	1620	460	5	4	27	< 0.01	< 10	< 10	56	< 10	558
10378	214	238	0.01	61	1280	1525	15	4	25	< 0.01	< 10	< 10	58	< 10	616
S 10375	214	238	0.01	42	320	6	< 5	1	3	< 0.01	< 10	< 10	148	< 10	1400
S 10376	214	238	0.01	53	260	40	< 5	2	6	0.10	10	< 10	207	< 10	782
S 11927	214	238	0.01	13	160	6	< 5	1	2	0.01	< 10	< 10	82	< 10	218
S 11928	214	238	0.01	10	180	6	< 5	2	4	0.03	< 10	10	108	< 10	180
S 11929	214	238	0.01	6	300	204	5	1	3	0.01	40	< 10	39	< 10	526
S 11930	214	238	0.01	28	460	1505	45	3	8	0.06	60	< 10	86	< 10	1500
S 11931	214	238	0.01	106	510	14	5	24	51	0.05	< 10	< 10	249	< 10	946
S 11932	214	238	0.01	48	710	6	5	30	61	0.02	< 10	< 10	273	< 10	266
S 11933	214	238	< 0.01	101	360	12	< 5	6	3	< 0.01	< 10	< 10	99	< 10	314
S 11934	214	238	< 0.01	9	530	< 2	< 5	2	3	< 0.01	< 10	< 10	30	< 10	112
S 11935	214	238	0.01	58	570	< 2	< 5	7	5	< 0.01	< 10	< 10	84	< 10	412
S 11936	214	238	0.02	76	430	4	5	4	55	< 0.01	10	< 10	42	< 10	120
S 11937	214	238	< 0.01	7	890	< 2	< 5	2	24	< 0.01	< 10	< 10	11	< 10	98
S 11938	214	238	< 0.01	3	50	18	< 5	< 1	8	< 0.01	< 10	< 10	2	< 10	6
S 11939	214	238	< 0.01	64	740	< 2	< 5	9	5	0.04	10	< 10	118	< 10	256
S 11940	214	238	< 0.01	177	630	4	< 5	26	2	0.01	< 10	< 10	238	< 10	870
S 11941	214	238	0.01	149	430	< 2	< 5	31	31	0.01	< 10	< 10	259	< 10	516
S 11942	214	238	0.01	92	480	6	< 5	16	123	< 0.01	< 10	< 10	164	< 10	274
S 11943	214	238	0.01	14	900	22	< 5	3	12	< 0.01	< 10	< 10	13	< 10	166
S 11944	214	238	0.02	16	1990	24	< 5	2	12	< 0.01	10	< 10	55	< 10	260
S 11945	214	238	0.02	7	440	26	< 5	2	5	0.27	< 10	< 10	55	< 10	132
S 11946	214	238	0.03	7	390	12	< 5	1	11	< 0.01	< 10	< 10	30	< 10	62
S 11947	214	238	0.01	5	670	110	< 5	1	3	0.03	10	< 10	34	< 10	278
S 11948	214	238	0.02	4	930	10	5	2	5	0.04	< 10	< 10	32	< 10	54
S 11949	214	238	0.01	10	570	22	< 5	4	6	< 0.01	< 10	< 10	98	< 10	170
T 20342	214	238	< 0.01	35	920	< 2	< 5	2	2	< 0.01	30	< 10	27	< 10	338
T 20343	214	238	< 0.01	123	2740	38	< 5	5	6	< 0.01	30	< 10	44	< 10	606
T 8071	214	238	0.01	18	650	326	< 5	3	7	0.06	40	< 10	95	< 10	548
T 8072	214	238	< 0.01	27	740	72	< 5	11	27	0.57	40	< 10	255	< 10	790
T 10358	214	238	0.01	39	2920	36	5	2	42	< 0.01	< 10	< 10	54	< 10	434
T 10359	214	238	0.02	121	2350	16	< 5	6	30	< 0.01	< 10	< 10	87	< 10	474
T 10360	214	238	0.01	14	6230	48	10	7	31	< 0.01	30	< 10	106	< 10	522
T 10361	214	238	0.03	20	6750	34	5	7	57	< 0.01	20	< 10	124	< 10	276
T 10362	214	238	0.03	85	3130	28	< 5	5	57	0.01	< 10	< 10	82	< 10	422
T 10363	214	238	0.02	60	2070	30	< 5	3	52	0.05	< 10	< 10	58	< 10	270
T 10364	214	238	0.05	35	2270	40	5	3	50	< 0.01	10	< 10	65	< 10	210
T 10365	214	238	0.02	40	1940	14	< 5	3	28	< 0.01	< 10	< 10	45	< 10	218
T 10366	214	238	0.02	33	2630	32	5	3	23	< 0.01	< 10	< 10	53	< 10	238



Chemex Labs Ltd.

Analytical Chemists * Geochemists * Registered Assayers
 212 BROOKSBANK AVE., NORTH VANCOUVER,
 BRITISH COLUMBIA, CANADA V7J-2C1
 PHONE (604) 984-0221

ARCHER CATHRO & ASSOC. (1981) LTD.

1016 - 510 W. HASTINGS ST.
 VANCOUVER, BC
 V6B 1L8

Project : MARG
 Comments :

Page : 2-A
 Total Pages: 2
 Date : 16-OCT-89
 Invoice # : I-8927046
 P.O. # : NONE

CERTIFICATE OF ANALYSIS A8927046

SAMPLE DESCRIPTION	PREP CODE		Al	Ag	As	Ba	Be	Bi	Ca	Cd	Co	Cr	Cu	Fe	Ga	Hg	K	La	Mg	Mn	Mo
			%	ppm	ppm	ppm	ppm	ppm	%	ppm	ppm	ppm	ppm	%	ppm	ppm	%	ppm	%	ppm	ppm
T 10367	214	238	1.53	1.6	25	200	< 0.5	< 2	0.15	2.5	16	251	106	7.55	< 10	< 1	0.06	40	0.64	460	10
T 10368	214	238	1.47	1.2	15	300	< 0.5	< 2	0.23	2.5	26	143	129	5.83	< 10	< 1	0.08	40	0.88	625	9
T 10369	214	238	1.63	1.4	35	320	< 0.5	< 2	0.14	3.5	27	218	172	7.52	< 10	< 1	0.08	40	0.85	745	9
T 10370	214	238	1.67	1.6	15	290	< 0.5	< 2	0.18	4.0	23	106	191	7.40	< 10	< 1	0.07	40	0.87	630	8
T 10371	214	238	1.65	1.4	25	300	< 0.5	< 2	0.21	5.0	35	202	156	7.00	< 10	< 1	0.08	50	0.93	875	10
T 10372	214	238	1.35	1.0	80	220	< 0.5	< 2	0.16	1.5	17	100	118	5.43	< 10	< 1	0.06	40	0.82	500	6
T 10373	214	238	1.66	3.2	145	240	< 0.5	< 2	0.24	2.5	16	189	528	6.51	< 10	< 1	0.07	40	1.09	435	8
T 10374	214	238	1.17	1.4	50	190	< 0.5	< 2	0.09	< 0.5	8	85	144	5.11	< 10	< 1	0.07	30	0.73	190	6
T 11902	214	238	0.92	1.8	25	320	< 0.5	< 2	0.18	5.0	9	193	103	3.90	< 10	< 1	0.10	50	0.36	150	10
T 11903	214	238	1.07	2.4	5	310	< 0.5	< 2	0.20	4.5	11	147	101	5.60	< 10	< 1	0.09	40	0.57	340	14
T 11904	214	238	3.05	2.0	5	180	< 0.5	< 2	0.62	16.5	100	248	635	11.95	< 10	< 1	0.03	40	1.61	3860	9
T 11905	214	238	1.65	3.2	35	400	< 0.5	< 2	0.26	3.0	27	147	221	11.85	< 10	< 1	0.09	40	0.73	1260	17
T 11906	214	238	3.73	1.6	120	150	< 0.5	< 2	0.49	15.5	88	152	659	11.55	< 10	< 1	0.02	40	2.19	1945	5
T 11907	214	238	1.31	2.4	55	460	< 0.5	< 2	0.09	0.5	9	121	89	10.35	< 10	< 1	0.13	40	0.58	335	17
T 11908	214	238	1.42	1.8	15	260	< 0.5	< 2	0.08	1.0	7	167	125	9.83	< 10	< 1	0.07	40	0.50	210	13
T 11909	214	238	1.86	1.0	40	190	< 0.5	< 2	0.05	1.0	27	105	150	8.55	< 10	< 1	0.07	30	1.00	770	6
T 11910	214	238	1.36	1.4	35	210	< 0.5	< 2	0.15	1.0	12	209	82	6.45	< 10	< 1	0.06	40	0.50	300	9
T 11911	214	238	1.32	1.6	30	240	< 0.5	< 2	0.21	3.0	16	176	117	5.41	< 10	< 1	0.06	40	0.77	385	6
T 11912	214	238	1.52	1.2	< 5	320	< 0.5	< 2	0.19	4.0	18	204	123	5.84	< 10	< 1	0.07	40	0.90	475	5
T 11913	214	238	1.85	1.2	25	360	< 0.5	< 2	0.13	5.0	41	176	155	7.25	< 10	< 1	0.12	50	1.04	930	8
T 11914	214	238	1.92	1.6	55	350	< 0.5	< 2	0.26	4.5	28	184	172	7.22	< 10	< 1	0.10	50	1.08	745	9
T 11915	214	238	1.47	2.0	60	280	< 0.5	< 2	0.21	4.0	19	174	130	5.75	< 10	< 1	0.09	40	0.94	455	7
T 11916	214	238	1.63	1.4	20	320	< 0.5	< 2	0.24	5.0	21	223	116	6.29	< 10	< 1	0.11	40	1.01	520	9
T 11917	214	238	1.88	1.4	40	390	< 0.5	< 2	0.27	4.5	21	234	132	6.33	< 10	< 1	0.12	40	1.15	450	10
T 11918	214	238	1.72	1.4	15	360	< 0.5	< 2	0.25	4.5	23	214	119	5.83	< 10	< 1	0.11	40	1.06	520	7
T 11919	214	238	1.64	1.8	< 5	260	< 0.5	< 2	0.20	6.5	21	174	122	7.60	< 10	< 1	0.11	50	0.93	495	12
T 11920	214	238	1.52	1.8	20	330	< 0.5	< 2	0.17	1.5	12	267	107	6.54	< 10	< 1	0.17	30	0.80	255	8
T 11921	214	238	1.84	1.2	55	190	< 0.5	< 2	0.07	< 0.5	6	138	60	7.21	< 10	< 1	0.10	30	1.15	170	7
T 11922	214	238	1.53	1.0	< 5	210	< 0.5	< 2	0.11	0.5	5	163	46	5.45	< 10	< 1	0.11	30	0.88	165	5
T 11923	214	238	1.41	2.6	120	210	< 0.5	2	0.20	1.5	16	127	571	5.56	< 10	< 1	0.06	40	0.90	425	7
T 11924	214	238	1.63	4.0	205	230	< 0.5	< 2	0.18	1.0	15	158	382	6.31	< 10	< 1	0.07	40	1.05	380	8
T 11925	214	238	1.86	1.4	80	260	< 0.5	< 2	0.21	1.5	16	164	343	5.93	< 10	< 1	0.12	30	1.07	370	8
T 11926	214	238	2.58	1.0	10	310	< 0.5	< 2	0.35	7.0	27	119	368	6.75	< 10	< 1	0.10	40	1.50	560	6



Chemex Labs Ltd.

Analytical Chemists * Geochemists * Registered Assayers
 212 BROOKSBANK AVE., NORTH VANCOUVER,
 BRITISH COLUMBIA, CANADA V7J-2C1
 PHONE (604) 984-0221

T. CHER CATHRO & ASSOC. (1981) LTD.

1016 - 510 W. HASTINGS ST.
 VANCOUVER, BC
 V6B 1L8

Project : MARG
 Comments :

Page N 2-B
 Tot. Pages 2
 Date : 16-OCT-89
 Invoice # : I-8927046
 P.O. # : NONE

CERTIFICATE OF ANALYSIS A8927046

SAMPLE DESCRIPTION	PREP CODE	Na %	Ni ppm	P ppm	Pb ppm	Sb ppm	Sc ppm	Sr ppm	Ti %	Tl ppm	U ppm	V ppm	W ppm	Zn ppm
T 10367	214 238	0.02	51	2600	14	< 5	4	33	< 0.01	< 10	< 10	61	< 10	316
T 10368	214 238	0.01	76	1670	24	< 5	4	33	< 0.01	< 10	< 10	58	< 10	352
T 10369	214 238	0.02	68	2100	10	< 5	4	38	< 0.01	< 10	< 10	69	< 10	428
T 10370	214 238	0.01	71	2060	6	< 5	5	33	0.01	< 10	< 10	79	< 10	510
T 10371	214 238	0.01	108	2220	12	< 5	5	35	< 0.01	< 10	< 10	72	< 10	502
T 10372	214 238	0.01	61	1450	18	< 5	3	18	0.01	< 10	< 10	48	< 10	494
T 10373	214 238	0.01	69	1600	828	5	4	28	0.01	< 10	< 10	68	< 10	734
T 10374	214 238	0.01	25	1090	54	5	3	16	0.01	< 10	< 10	58	< 10	374
T 11902	214 238	0.01	35	1730	8	< 5	2	47	< 0.01	< 10	< 10	50	< 10	306
T 11903	214 238	0.01	41	2630	12	< 5	3	39	< 0.01	< 10	< 10	68	< 10	348
T 11904	214 238	0.01	373	3140	16	< 5	9	46	< 0.01	< 10	< 10	94	< 10	1175
T 11905	214 238	0.03	76	6070	30	< 5	5	77	< 0.01	< 10	< 10	84	< 10	448
T 11906	214 238	0.01	228	1840	< 2	< 5	16	26	0.02	< 10	< 10	155	< 10	1480
T 11907	214 238	0.02	33	4390	30	< 5	3	30	< 0.01	< 10	< 10	91	< 10	350
T 11908	214 238	0.01	27	3700	12	< 5	2	16	< 0.01	< 10	< 10	74	< 10	264
T 11909	214 238	0.01	41	1710	12	< 5	5	12	0.01	< 10	< 10	74	< 10	388
T 11910	214 238	0.02	33	2470	6	< 5	3	27	< 0.01	< 10	< 10	55	< 10	214
T 11911	214 238	0.01	52	1850	12	< 5	3	30	< 0.01	< 10	< 10	58	< 10	352
T 11912	214 238	0.01	76	1610	40	< 5	3	29	< 0.01	< 10	< 10	57	< 10	412
T 11913	214 238	0.01	102	1520	30	< 5	4	27	< 0.01	< 10	< 10	59	< 10	580
T 11914	214 238	0.01	106	1950	30	< 5	5	33	0.01	< 10	< 10	82	< 10	660
T 11915	214 238	0.02	66	1390	278	< 5	4	35	0.01	< 10	< 10	64	< 10	400
T 11916	214 238	0.02	74	1490	6	< 5	4	41	0.01	< 10	< 10	73	< 10	384
T 11917	214 238	0.02	72	1410	18	< 5	5	43	0.01	< 10	< 10	80	< 10	418
T 11918	214 238	0.02	78	1320	6	< 5	5	35	0.03	< 10	< 10	77	< 10	394
T 11919	214 238	0.01	82	1750	16	5	5	26	< 0.01	< 10	< 10	83	< 10	580
T 11920	214 238	0.02	34	1630	110	< 5	3	29	< 0.01	< 10	< 10	79	< 10	478
T 11921	214 238	0.02	13	1190	26	< 5	3	16	< 0.01	< 10	< 10	76	< 10	314
T 11922	214 238	0.02	17	1010	26	< 5	3	18	< 0.01	< 10	< 10	62	< 10	256
T 11923	214 238	0.01	62	1490	394	5	4	23	0.01	< 10	< 10	57	< 10	560
T 11924	214 238	0.01	53	1310	1055	10	4	24	0.02	< 10	< 10	70	< 10	630
T 11925	214 238	0.02	40	970	126	< 5	5	17	0.06	< 10	< 10	98	< 10	684
T 11926	214 238	0.01	82	960	18	< 5	8	17	0.07	< 10	< 10	138	< 10	794