ASSESSMENT REPORT

2018 DIAMOND DRILLING, MECHANICAL TRENCHING, and IP SURVEY

on the

Lucky Strike Property

Dawson Mining District, Yukon Territory

for

Luckystrike Resources Ltd.

1010 – 1130 West Pender Street
Vancouver, British Columbia
Canada V6E 4A4
Telephone: (604) 568-8807
Facsimile: (604) 681-1864

NTS Mapsheets: 115o02, 115o03, 115o06
UTM Coordinates: E593000, N7010000 (NAD83, Zone7)
Claim filed: AB, AU, L, LS, LUCKY, Lucky, Strike (listed in Appendix 1)
Owner: Luckystrike Resources Ltd.
Author: D. Ferraro, HBSc.
Dates worked performed: June 9th, 2018 to August 30th, 2018

TABLE OF CONTENTS

1.0 Summary 5
2.0 Introduction 8
3.0 Property Location and Access 8
4.0 Physiography, Vegetation, and Climate 9
5.0 Property Description 9
6.0 Property History
6.1 Historical Exploration 12
6.2 Exploration Performed by Goldstrike Resources 12
7.0 Geology
7.1 Regional Geology 14
7.2 Property Geology and Mineralization 15
8.0 2018 Geophysical Program 27
9.0 2018 Mechanical Trenching Program
9.1 Summary of Trenching 28
9.2 Sample Methodology 28
9.3 Sample Preparation, Analysis, and QA/QC 29
9.4 Trench Results 29
10.0 2018 Diamond Drill Program
10.1 Summary of Drilling 40
10.2 Sample Preparation, Analysis, and QA/QC 40
10.3 Drill Results 40
11.0 Discussion 53
12.0 Conclusions and Recommendations 58
References 60
Statement of Expenditures 61
Certificates of Qualifications 61

Figures, Photos, and Tables

Figure 1: General location of the Lucky Strike Property 10
Figure 2: Claim Location Map 11
Figure 3: Regional Geology 19
Figure 4: Airborne Magnetics: Total Magnetic Field 20
Figure 5: Airborne Magnetics: 1st Vertical Derivative 21
Figure 6: Airborne Magnetics: Radiometric Potassium Count 22
Figure 7: Monte Carlo Zone Geology Map 23
Figure 8: Monte Carlo Rock Types 24
Figure 9: Monte Carlo Mineralized Specimens 25
Figure 10: Marble Breccia Outcropping 26
Figure 11: 2018 Trench Location Map 28
Figure 12: Trench Results and Surface Geochemistry – Monte Carlo Zone 36

TABLE OF CONTENTS (CONTINUED)

Figure 13: Trench Results and Surface Geochemistry – Belmont Zone 37
Figure 14: Trench Results and Surface Geochemistry – Samson and Boss Zones.....38
Figure 15: Trench Results and Surface Geochemistry – Maverick Zone 39
Figure 16: Geological Cross Section of the Monte Carlo Zone 53

Photo 1: Trench LSTR-18-01 sample 1316142.....30
Photo 2: Trench LSTR-18-02 sample 1316014.....30
Photo 3: Trench LSTR-18-03 sample 1473559.....31
Photo 4: Trench LSTR-18-04 sample 1473791 compared to Monte Carlo Zone quartz....32
Photo 5: Trench LSTR-18-04 sample 1473883.....32
Photo 6: Trench LSTR-18-04 sample 1473906.....32
Photo 7: Trench LSTR-18-10 sample 1317632.....34
Photo 8: Trench LSTR-18-10 sample 1317652.....34
Photo 9: Trench LSTR-18-11 sample 1317858.....34
Photo 10: DDLS-18-01, 37m – decomposed orthogneiss.....41
Photo 11: DDLS-18-02, 58m – pyritic bleached and fractured orthogneiss 42
Photo 12: DDLS-18-04, 56.4m – late-stage pyritic fractures in silicified orthogneiss 43
Photo 13: DDLS-18-04, 84m – felsic metavolcanics with hematitic fractures.....43
Photo 14: DDLS-18-04, 97m – felsic porphyry and shear zone 43
Photo 15: DDLS-18-05, 89m – unmineralized dioritic orthogneiss 44
Photo 16: DDLS-18-06, 46m – silicified, albitized, limonitic orthogneiss.....45
Photo 17: DDLS-18-06, 180m – silicified, albitized, fractured orthogneiss.....46
Photo 18: DDLS-18-08, 64m – weakly brecciated, quartz-rich orthogneiss.....47
Photo 19: DDLS-18-09, 81.4m – cataclastic brecciation.....47
Photo 20: DDLS-18-10, 18m – silicified, albitized, limonitic orthogneiss.....48
Photo 21: DDLS-18-10, 51m – fine grained hematitic cataclastic orthogneiss 49
Photo 22: DDLS-18-10, 141m – unmineralized dioritic orthogneiss 49
Photo 23: DDLS-18-10, 199.3m – blebby fresh pyrite with quartz veining.....49
Photo 24: DDLS-18-11, 61m – angular hydrothermal breccia.....50

Table 1: 2018 mechanical trenching results.....35
Table 2: 2018 drill collar information 50
Table 3: 2018 diamond drill results 51
Table 4: Comparison of 2017 and 2018 drilling correlations to gold 54
Table 5: 2018 trenching correlations to gold by zone 55

Appendices

Appendix I: List of Claims.....62

Appendix II: Aurora Geosciences IP Field Report and Sections.....80

TABLE OF CONTENTS (CONTINUED)

Appendix III: 2018 Data Verification and QA/QC Report.....93

Appendix IV: Trench Sample Descriptions.....187

Appendix V: Trench Sample Assay Certificates.....203
LSTR-18-01 204
LSTR-18-02 221
LSTR-18-03 235
LSTR-18-04 277
LSTR-18-05 331
LSTR-18-06 348
LSTR-18-07 362
LSTR-18-08 382
LSTR-18-09 396
LSTR-18-10 404
LSTR-18-11 424

Appendix VI: Drill Logs and Sample Intervals 444

Appendix VII: Drilling Assay Certificates 506
DDLS-18-01 507
DDLS-18-02 521
DDLS-18-03 541
DDLS-18-04 564
DDLS-18-05 590
DDLS-18-06 622
DDLS-18-07 670
DDLS-18-08 693
DDLS-18-09 722
DDLS-18-10 748
DDLS-18-11 806

Appendix VIII: Drill Sections 829

Digital data

Aurora Geosciences 2018 IP Field Report, raw data, sections
2018 Drill Assay Master excel

1.0 SUMMARY

A diamond drill program, mechanized trenching program, and IP survey was conducted on the Lucky Strike Property between June 9th and August 30th, 2018. The property is owned 100% by Luckystrike Resources Ltd. and consists of 750 contiguous quartz claims located in the Dawson Mining District.

The Lucky Strike Property is located primarily on NTS map sheet 115o03 with parts on 115o02 and 115o06. The property is approximately 100 kilometers south-southeast of Dawson City and 350 kilometers northwest of Whitehorse. Currently the property is only accessible by helicopter chartered from Dawson City or by boat via the Stewart River however; the proposed all season service road connecting Dawson City to the Coffee Creek mine will pass directly through the property.

The property is located in the heart of the White Gold mining district and spans 30 km northwest – southeast, covering 150 square kilometers of similar geology to that of Kinross's neighbouring White property that hosts the 1.2 million ounce Golden Saddle deposit. The Golden Saddle deposit is located 15 km east of the property. Other nearby gold deposits include Goldcorp's advanced stage 2.16 million oz. Coffee deposit located 24 km to the southwest and Comstock Metals' early stage QV deposit that contains a growing gold resource of 230 000 ounces.

Lucky Strike is unglaciated and characterized by smooth round-topped hills with steeply incised drainages. Isolated Tertiary gravel benches have been mapped along the northern edge of the property on the left limit of the Stewart River valley. The property encompasses an area of tree-covered hills often in various stages of recovery from historical forest fires and lies within the mature dendritic drainages of the Yukon River watershed. Elevations on the property range from 390 m along creek valleys to a maximum height of 2700 m at the mountain tops. The property is bisected by the north-east, steeply dipping drainage of Simmons Creek and partially drained by historic placer gold creeks: Telford, Brewer, and Barker.

The Lucky Strike Property contained no documented exploration work prior to 2009. The original core Lucky Strike property (219 claims) was staked in 2009 by a 50/50 joint venture between Alix Resources Corp. and Cloudbreak Resources Ltd, due to its proximity and similar geology to the newly discovered Golden Saddle deposit. A property-wide soil sampling program containing 1503 samples and airborne geophysical survey was completed in 2009 and 2010. In 2010, Cloudbreak Resources Ltd. (renamed to Petro One Energy Corp.) purchased the remaining 50% interest in the property for a total 100% interest. In 2011, Petro One Energy Corp then optioned 70% interest in the property to Accelrate Power Systems Inc. (renamed to Goldstrike Resources Ltd.) In 2015 Goldstrike acquired Petro One Energy Corp to retain 100% interest in the Lucky Strike Property. In 2018 the property was spun out to Luckystrike Resources Ltd. with no underlying royalties or payments.

The property has been worked continuously every year since 2011 with the addition of 532 mineral claims over the years, now totalling 750 claims. From 2011 to 2017, Goldstrike took 4154 soil samples, 9 silt samples, 318 rock grab samples, and 1124 trench rock samples from 33 mechanically excavated trenches. A total of 1032.93 meters of diamond drilling in 9 holes was completed in 2017. A total of 30 km of ground magnetic survey lines has also been completed on the Lucky Strike property. The majority of the historical work done by Goldstrike to date has taken place at the Monte Carlo and Boss zones.

Geologically, the property is underlain by the Paleozoic Yukon-Tanana Terrane that accreted to the western edge of the North America craton approximately 250 – 60 million years ago. It is bound to the northeast and southwest by the regional-scale, right lateral fault systems of the Tintina and Denali. No detailed property scale geological map has been completed for the Lucky Strike property and outcrop is limited to less than 0.5%, making geological mapping difficult. However, regional scale mapping shows the majority of the property is underlain by Devonian to Mississippian meta- sedimentary, amphibolite, and orthogneiss rocks of the Simpson Range and Snowcap assemblages. These rocks contain amphibolite grade metamorphism and appear to occur in northwest trending

1.0 SUMMARY (CONTINUED)

panels through the property. The property is intruded by Early Jurassic to Eocene plutonic and volcanic suites, consisting of granite, granodiorite and monzonite.

Lucky Strike contains five gold in soil anomalies located along a 10 km northwest - southeast trend that coincides with a strong linear geophysical anomaly believed to represent a regional scale shear zone. These soil anomalies have been coined the Monte Carlo, Belmont, Samson, Boss, and Maverick zones. Gold mineralization on the property is hosted in highly weathered and oxidized units of quartz veined, sub brecciated, silicified and carbonate-altered orthogneiss and schists. Gold appears to be free gold spatially related to limonite and pyrite.

A 2D Induced Polarization (IP) survey was conducted on the Monte Carlo zone during June and July of 2018. Aurora Geosciences of Whitehorse, YT was contracted to perform the survey, following up a similar survey completed at Monte Carlo and Belmont in 2016. A total of 8.2 line-kilometers were surveyed across 5 lines. Lines were spaced 200m apart with 25m station spacing. The 2018 survey was successful in continuing to define the Monte Carlo shear structure; a significant thrust fault separating the mineralized handing wall orthogneiss from the unmineralized footwall metasediments. The fault gouge and/or underlying metasediments display a very sharp resistivity contrast; the fault and sediments are conductive while the orthogneiss is resistive. This contact was confirmed in drilling. The structure trends NW-SE at a ~330 degree azimuth. Heading to the northwest, the structure daylights further down the hill and ends up in the Lucky Strike Creek valley.

The second goal of the IP survey was to investigate the northwest continuation of a chargeability signature seen at depth in the 2016 survey. This signature occurs within the Monte Carlo orthogneiss package, approximately 100-200m northeast of the thrust fault and trending in the same NW direction. Indications from inversions done on the 2016 data was that its core was at 160-200m depth and shallowing to the NW. The 2018 survey was successful in outlining the continuation of this chargeable anomaly; however, at the northwest extent the anomaly appears to intersect with the thrust fault.

The 2018 mechanical trenching program consisted of 11 trenches totalling 1865.5m. Trenching was completed at all 5 known mineralized zones at Lucky Strike: two at Monte Carlo (213m), two at Belmont (810m), one at Samson (150m), five at Boss (526m), and one at Maverick (166.5m).

At Monte Carlo, trenches LSTR-18-01 (0.94 g/t Au over 30m including 1.14 g/t Au over 24m) and LST-18-02 (0.90 g/t Au over 22m) were successful in increasing the strike length and width of known gold mineralization which remains open in both directions (expanded upon below).

Trenching at the Belmont zone, a 1500m x 800m gold-in-soil anomaly located 3.5 kilometers south of Monte Carlo, yielded broad, low-grade intercepts such as 0.29 g/t Au over 10m. A significant zone of up to 138m of oxidized pyrite-bearing quartz-carbonate stockwork was encountered in trenching but only yielded low-grade gold. A ground IP survey is recommended for the zone. This survey should attempt to close in the chargeable anomaly at the southeastern corner of the 2016 IP survey (northwest corner of Belmont). At least 2 lines should be run across the saddle southwest of LSTR-18-04 to investigate the continuation of either the Monte Carlo shear, or the larger Lucky Strike structure indicated by airborne magnetics. If a strong resistivity contrast similar to that at Monte Carlo is discovered, 'blind' drill holes may be warranted, as surface exploration is impossible due to thick overburden.

Trenching at Boss (a 1000m x 100m gold-in-soil anomaly) and Samson (a 600m x 300m gold-in-soil anomaly) was designed to target structures interpreted from LiDAR imagery. Although the interpretations corresponded to zones of increased hydrothermal activity and anomalous gold values, the trenches returned no significant gold intercepts in 2018. Due to the large amount of prior exploration in this area, no further surface exploration in the immediate vicinity is recommended. While priority should be given to Belmont, an IP survey may indicate a significant structure, or a deeper, chargeable sulphide zone. The IP survey and additional soil sampling and prospecting should cover the creek valley 800m southwest of Boss to investigate the presence of a SE-trending mineralized structure.

1.0 SUMMARY (CONTINUED)

The Maverick zone represents the southeastern extent of the 10-kilometer gold trend. Assay results have confirmed the presence of continuous gold mineralization in the first mechanized trenching conducted at the gold zone. Trench LSTR-18-11 yielded 0.63 g/t Au over 16m with open-ended gold mineralization on both ends of the trench. Gold grades in the trench are related to fault gouge, slickensides, quartz veining, and silicified sericite schist. Due to the topographic challenges of the area, it is unlikely that further trenching is possible in the immediate vicinity. An IP survey may help define the trend of this shear structure. Failing that, two diamond drill holes in the vicinity of the trench would indicate if there are economic gold grades present. Further prospecting should be done northwest of the trench, particularly in the areas of anomalous gold-in-soil.

The 2018 diamond drill program was centered on the Monte Carlo zone and totalled 1359.71 meters of HTW-sized core over 11 holes. The program expanded upon 2017's 1033-meter drill program which yielded numerous gold intercepts including 5.36 g/t Au over 22m. Previous mechanical trenching in the area has also indicated widespread gold mineralization in the zone with results including 0.76 g/t Au over 78m.

Many gold intercepts were returned from 2018's 1459 core samples. The majority of the drilling was focused on the southeast-trending Monte Carlo shear structure and its associated mineralization within an oxidized orthogneiss package. A secondary objective was to target a potential parallel structure or mineralized trend along the boundary between the orthogneiss package and marble to the northwest. Lastly, a previously untested, buried chargeable IP zone, identified in a 2016 survey and expanded upon in 2018, was targeted with one hole. It has been outlined for 1.8 km, and remains open in a northwest and southeast direction.

Broad intercepts in the upper oxide zone include 0.50 g/t Au over 61.50m in DDLS-18-02 and 0.89 g/t Au over 16m in DDLS-18-10. Mineralization is associated with concentrations of limonitic pyrite, late-stage brittle faults and fracture zones, quartz veining, and varying degrees of cataclastic deformation. Two deeper holes indicate that this upper oxide zone appears to extend to roughly 100m vertical depth, after which the orthogneiss unit is less limonitized and fractured, and fresh pyrite is observed.

Hole DDLS-18-06 tested the deep chargeable anomaly and intersected 4.55 g/t Au over 7.6m at 170m vertical depth. This mineralization occurred in a silicified, albitized orthogneiss with up to 8% disseminated pyrite. Multiple factors support this zone being the source of the IP anomaly, but further drilling will be required.

Gold mineralization at Monte Carlo has been extended to a strike length of at least 700m by LSTR-18-01 to the northwest and DDLS-18-08 to the southeast. Soil sampling and rock grabs indicate a further strike length totalling 1300m. The zone is indicated to be 250m to 325m wide. Drilling the oxide layer continues to yield irregular, but often broad low-mid grade gold intercepts. Structural orientations in core and LiDAR imagery indicate multiple directions of tertiary structures, including north-south, dipping west. Alternating drill azimuths should continue to be investigated in future programs, as well as the use of oriented core. That said, drilling normal to geology and the 330 degree azimuth shear is still valid. The entire orthogneiss unit at Monte Carlo should be systematically drilled to continue to define this mineralization. Future programs should also focus on drilling the chargeable IP anomaly along its entire strike length.

2.0 INTRODUCTION

This assessment report has been prepared on behalf of Luckystrike Resources Ltd. of Vancouver, BC to fulfill the assessment requirements of the Dawson Mining Recorder. The report describes the 2018 diamond drill program, mechanical trenching, and geophysical survey on the Lucky Strike Property in the Dawson Mining District of the Yukon Territory.

The Lucky Strike Property was formerly held by Goldstrike Resources Ltd., of Vancouver, BC. However, in May of 2018 Goldstrike Resources Ltd. announced a proposed spin-off of its White Gold District properties, including the Lucky Strike Property. The arrangement was completed in August, 2018.

Field work for the 2018 season was performed by Druid Exploration Inc. of Dawson City, YT and various consultants. Drilling was performed by Kluane Drilling Ltd. of Whitehorse, YT. The ground geophysical survey was performed by Aurora Geosciences of Whitehorse, YT. The report was prepared by D. Ferraro of Dawson, YT.

3.0 PROPERTY LOCATION AND ACCESS

The Lucky Strike property is located within the Dawson Mining District, primarily on NTS map sheet 115o03 with parts on 115o02 and 115o06. The property is geographically centred at approximately 63° 12' 10" N , 139° 7' 6" W or UTM 7009583 N and 594636 E (NAD 83, Zone 7). Lucky Strike is approximately 100 kilometers south-southeast of Dawson City and 350 kilometers northwest of Whitehorse (Figure 1). Currently the property is only accessible by helicopter chartered from Dawson City or by boat via the Stewart River; however, the proposed all season service road connecting Dawson City to the Coffee Creek mine will pass directly through the property. During the 2018 program the property was accessed by a combination of a fixed wing aircraft into the Black Hills and Thistle Creek airstrips and helicopters out of Dawson City.

The property is located in the heart of the White Gold mining district and spans 30 km northwest – southeast, covering 150 square kilometers of similar geology to that of Kinross's neighbouring White property that hosts the 1.2 million ounce Golden Saddle deposit (Arseneau, 2018). The Golden Saddle deposit is located 15 km east of the property. A few other nearby gold deposits include Goldcorp's advanced stage 2.16 million oz. Coffee deposit (Doerksen et al., 2016), located 24 km to the southwest and Comstock's early stage QV deposit that contains a growing gold resource of 230 000 ounces. (Pautler and Shahkar, 2014).

4.0 PHISIOGRAPHY, VEGETATION, AND CLIMATE

The Lucky Strike Property is situated in a portion of the Yukon that is unglaciated (Duk-Rodkin, 2001) and lies within the mature dendritic drainages that are characterized by smooth round topped hills with steeply incised drainages. Elevations on the property range from 390 m near the Stuart River valley to a maximum height of 2700m at the highest mountain tops within the claim block.

Parts of the property were subjected to a forest fire approximately a decade ago, leaving large areas covered in burnt fallen trees. Areas of re-growth are densely populated with birch trees and the few un-burnt areas on the property contain mature pine forests with thick moss cover on the ground.

Bedrock exposure is generally limited to less than 0.5 %, except for few localities along steeply incised creek drainages on the property where rock cliffs are exposed. Lower elevations in the valley contain thick loess deposits and permafrost. Large gravel benches of unknown thickness are mapped in the southwest of the property near the confluence of the Lucky Strike Creek and the Stuart River. These benches are believed to represent Tertiary paleo Stuart River gravel deposits.

A small portion of the property contains higher elevations that have subalpine to alpine climate with low scrub and commonly scarce soil development. The remainder of the property contains very mature soil development with deep “A” and “B” horizons and very oxidized and leached “C” horizons.

The Yukon has a sub-arctic continental climate. Summer temperatures can reach up to 35° C but the mean temperature is 10° C. Winter temperatures can be very cold reaching down to - 55° C but with a mean winter temperature of -23° C.

5.0 PROPERTY DESCRIPTION

The Lucky Strike Property is comprised of 750 contiguous quartz claims located in the Dawson Mining District (Figure 2). The claims stretch 30 km long covering approximately 150 square kilometers of land within NTS map sheets 115o03, 115o02, and 115o06. The property is comprised of 61 ‘AB’, 28 ‘AU’, 199 ‘L’, 229 ‘LS’, 3 ‘LUCKY’, 166 ‘Lucky’, and 64 ‘Strike’ claims (a complete list of the claims and their statuses can be found in Appendix I).

While the Lucky Strike Property is 100%-owned by Luckystrike Resources Ltd., the claim ownership is listed with 531 of the claims owned by Goldstrike Resources Ltd. and 219 of the claims owned by Cloudbreak Resources Ltd. The property was spun-out from Goldstrike to Luckystrike Resources in August, 2018.

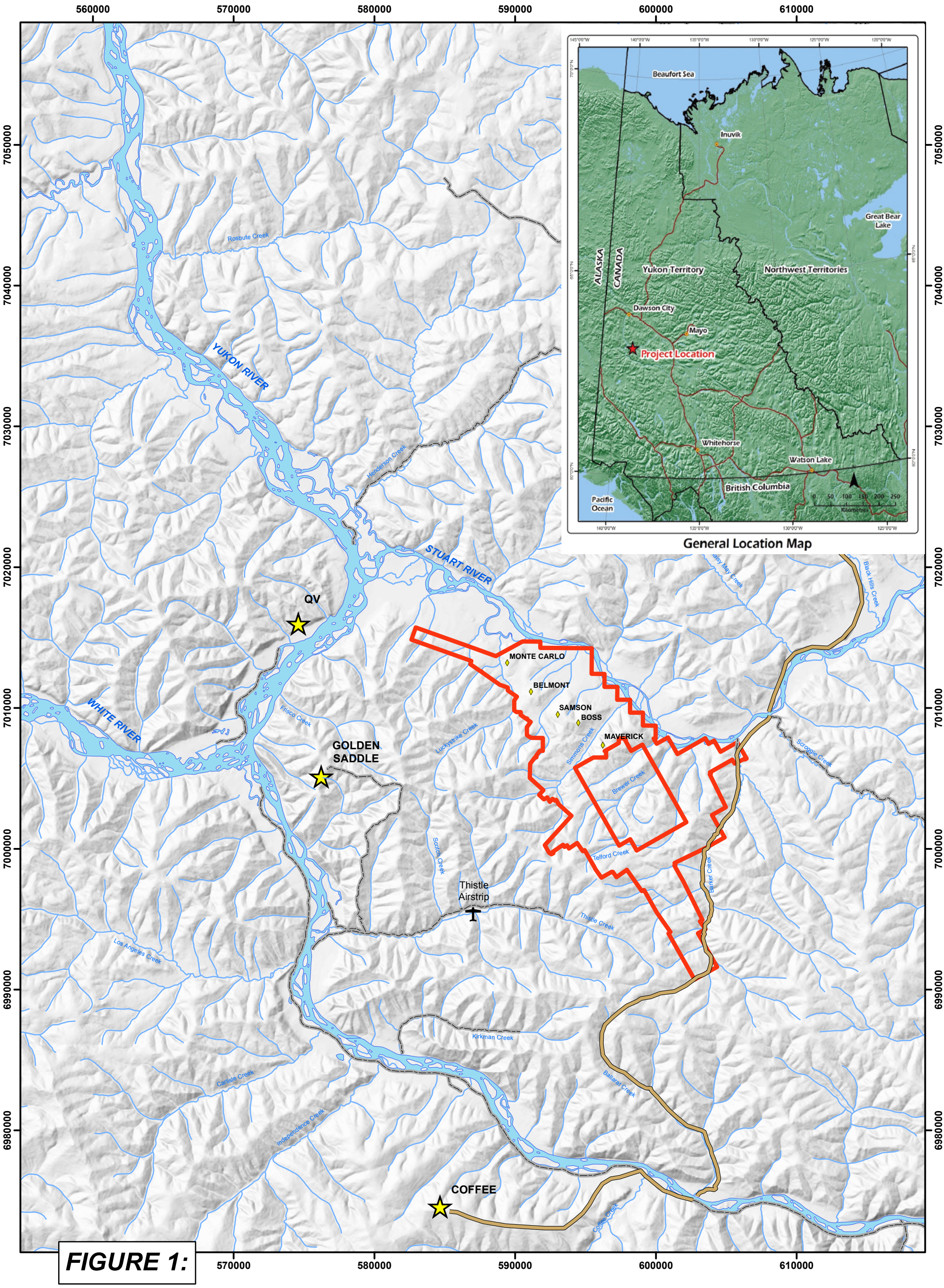

FIGURE 1:

LUCKY STRIKE PROPERTY

LOCATION MAP

N W E S

1:250,000

Kilometers 0 2.5 5 10

DRAWN BY: CLAYTON JONES	DATE: OCTOBER 31, 2016
MAP SHEET: 115O03	COORD SYSTEM: NAD 83 UTM ZN7

Legend

- Major Gold Deposit
- Luckystrike Au showings
- Lucky Strike Property
- Small Road
- Coffee Mine Road (proposed)

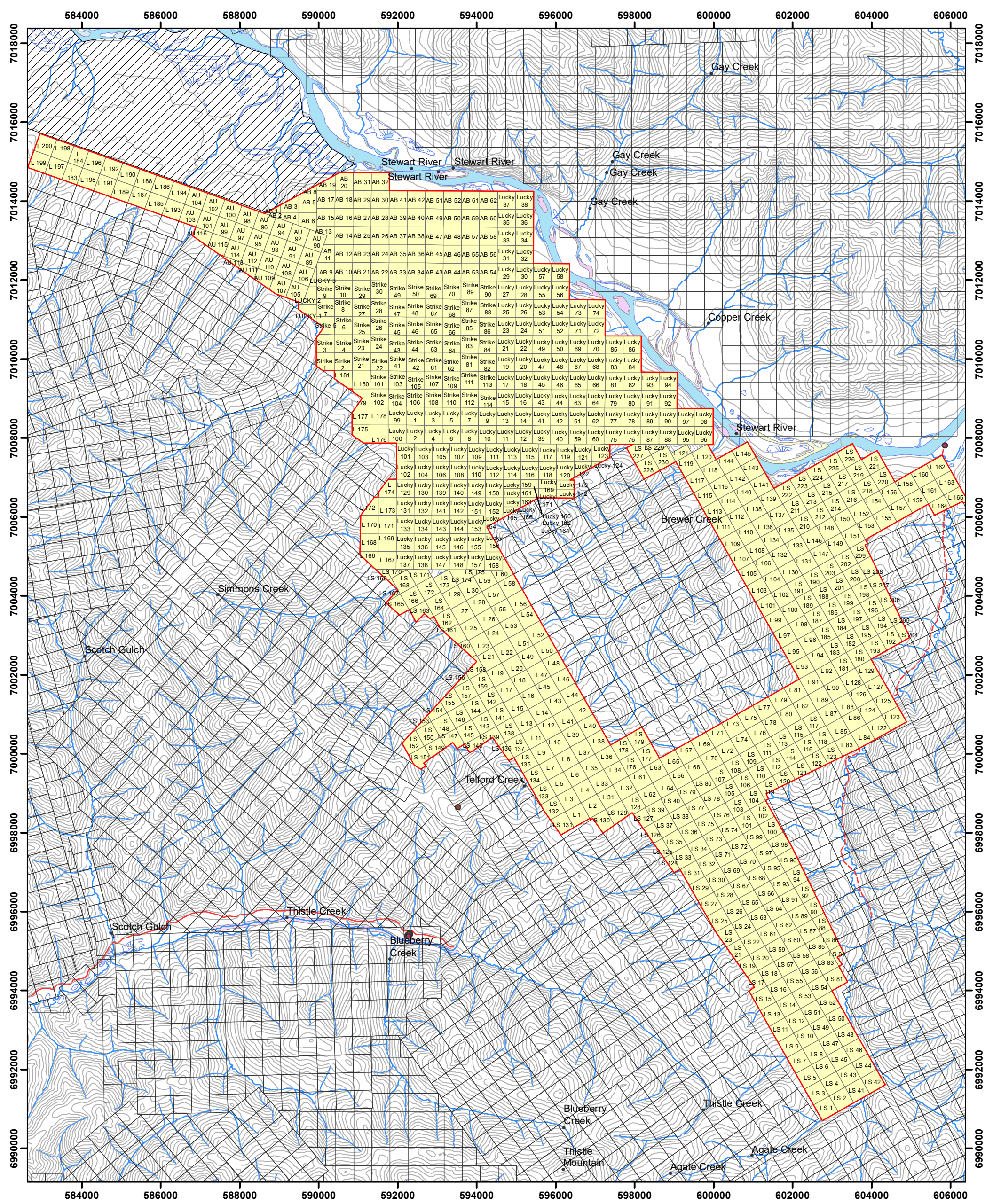

Lucky Strike Property

Figure 2: Claim Location Map

Legend

- Lucky Strike Property
- Luckystrike Resources Ltd. claims
- Yukon quartz claims

N
W E
S

0 1,500 3,000 6,000 Meters

NTS Mapsheets: 115o02, 03, 06
Datum: NAD83 Zone 7
Date: January 2019

LUCKYSTRIKE
RESOURCES LTD. TSX.V : LUKY

6.0 PROPERTY HISTORY

6.1 Historical Exploration

The Lucky Strike Property contained no documented exploration work prior to 2009. The original core Lucky Strike property (219 claims) was staked in 2009 by a 50/50 joint venture between Alix Resources Corp. and Cloudbreak Resources Ltd, due to its proximity and similar geology to the newly discovered Golden Saddle deposit, now owned by White Gold Corp. A property-wide soil sampling program containing 1503 samples and airborne geophysical survey was completed in 2009 and 2010. (Vivian, G., et al., 2011). In 2010, Cloudbreak Resources Ltd. (renamed to Petro One Energy Corp) purchased the remaining 50% interest in the property for a total 100% interest. In 2011, Petro One Energy Corp then optioned 70% interest in the property to Accelrate Power Systems Inc. (renamed to Goldstrike Resources Ltd.) In 2015 Goldstrike acquired Petro One Energy Corp to retain 100% interest in the Lucky Strike Property. In 2018 the property was spun out to Luckystrike Resources Ltd. with no underlying royalties or payments.

1992: MINFILE 115 O 007 (THREE SISTERS)
Staked as Three Sisters in April of 1992. No work reported. Claims were assumed to cover quartz veins.

2009 - 2010: MINFILE 115 O 171 (SIMMONS)
A property wide soil sampling program was conducted by Aurora Geosciences from Whitehorse on behalf of Accelrate Power Systems Inc. This soil sample program collected a total of 1503 B horizon soil samples. The samples were obtained from hand excavated pits using a mattock with average depths of 20 cm below the organic rich A horizon. The results from this survey must be viewed with caution as mineralized bedrock will often not show a geochemical signature in the “A” or “B: horizon but rather the “C” horizon.

An airborne geophysical survey (magnetic field and radio metrics) was conducted by Precision Geophysics on behalf of Accelrate Power Systems Inc. (Vivian et al., 2011).

2009: MINFILE 115 O 015 (AGATE)
The area was first staked in 1900 for unknown reasons and re-staked several times until most recently in 2009 by B. Naughty and optioned to Weststar Resources Ltd (Weststar). Weststar collected silt and soil samples alongside three distinct drainage areas in the north, central and southern parts of the claim block. Analytical results from the silts identified an anomalous area approximately 850 m in length situated in the central part of the claim block that returned elevated gold values up to 30 ppb (McQueen, 2009).

6.2 Exploration Performed by Goldstrike Resources Ltd.

The property has been worked continuously every year since 2011 with the addition of 532 mineral claims over the years, now totalling 750 claims. From 2011 to 2017, Goldstrike took 4154

soil samples, 9 silt samples, 318 rock grab samples, and 1124 trench rock samples from 33 mechanically excavated trenches. A total of 1032.93 meters of diamond drilling in 9 holes was completed in 2017. A total of 30 km of ground magnetic survey lines has also been completed on the Lucky Strike property. The majority of the historical work done by Goldstrike to date has taken place at the Monte Carlo and Boss zones.

2011: A soil sampling, prospecting and trenching program was conducted by Druid Exploration from Dawson City and by Kryotec Engineering from Whitehorse. A total of 554 soil samples , 4 silt samples, 115 rock grab samples and 35 trench samples (over 35 m) were taken (Mac Gearailt, 2011).

2012: Two (2) days of prospecting and soil sampling and one (1) day of ground magnetometer surveying was conducted by Druid Exploration of Dawson City. A total of 49 soil samples and 37 rock grab samples were taken.

2013: Six (6) days of prospecting, soil sampling, mechanical trenching and ground magnetometer surveying was completed. Work was conducted by Druid Exploration of Dawson City. A total of 6 trenches totaling 417 m (179 analytical samples), 249 soil samples, and 9 rock grab samples from pits and prospecting were completed (Mac Gearailt, 2013).

2014: Sixteen (16) days of prospecting soil sampling, mechanical trenching and ground magnetometer surveying was completed. Work was conducted by Druid of Dawson City. A total of 5 trenches totaling 244 m (91 analytical samples), 608 soil samples, and 41 rock grab samples from pits and prospecting was completed (Mac Gearailt, 2014).

2015: Nine (9) days of prospecting, soil sampling, and mechanical trenching was completed. Work was conducted by Druid Exploration of Dawson City. One (1) trench totaling 69 m (35 analytical samples), 129 soil samples, and 23 rock grab samples were completed (Mac Gearailt, 2015).

2016: The 2016 exploration program consisted of soil sampling, prospecting, mechanical trenching, and a 2D Induced Polarization geophysical survey. All soil sampling, prospecting and mechanical trenching was conducted by Druid Exploration. The IP survey was conducted by Aurora Geosciences of Whitehorse. A total of 12 trenches comprising 773 m (381 geochemical samples), 1875 soil samples and 36 rock grab samples were acquired during the 2016 program. Seven lines kilometers of IP were completed (Jones, 2016).

2017: The 2017 program consisted of soil sampling, diamond drilling, mechanical trenching, and an airborne LiDAR survey. A total 1032.93m of diamond drilling in 9 holes was completed at the Monte Carlo zone. Nine rock grabs and 690 soil samples were taken and 1091m of mechanized trenching completed. Kluane Drilling of Whitehorse conducted the drilling and Druid Exploration conducted the field work. A property-wide airborne LiDAR survey was completed by Eagle Mapping of Port Coquitlam, BC (Schultze, 2017).

7.0 GEOLOGY

7.1 Regional Geology

The following regional geology description for the White Gold district is summarized from the master's thesis paper, *Late Jurassic Fault-Hosted Gold Mineralization of the Golden Saddle Deposit, White Gold District, Yukon,* written by Leif Anthony Bailey (Bailey, 2013). This scientific paper focuses on the Golden Saddle gold deposit located only 15 km west of the Lucky Strike property and remains the most comprehensive geological report for the White Gold District to date. Refer to Figure 3 for the regional geology map of the White Gold District.

The White Gold District is underlain by late Paleozoic, amphibolite-grade metamorphic rocks including meta - siliciclastic, meta - volcanic, meta - volcaniclastic, and meta - plutonic rocks that make up the Yukon-Tannana Terrane (YTT). The White Gold District is a relatively new mining district with the first significant gold deposit discovered in 2009 (Golden Saddle). The district hosts the 1.2 million oz. Golden Saddle deposit (Arseneau, 2018), 2.16 million oz. Coffee deposit (Doerksen et al., 2016), and 230 000 oz. QV deposit (Pautler and Shahkar, 2014).

The YTT was a large allochthon terrane that accreted to ancestral North America 400 million years ago forming present day Yukon and BC. The YTT terrane is made up of 4 main Paleozoic lithological assemblages that represent distinct depositional / geological settings throughout the accretionary process and is bound by the northeast and southwest by regional scale, right lateral, fault systems of the Tintina and Denali. The Pre-Devonian Snowcap assemblage consists of siliciclastic sediments deposited on a passive margin setting. The Snowcap assemblage was overlain by 3 main volcanic / volcaniclastic assemblages in an island arc setting. These assemblages include the late Devonian to Early Mississippian Finlayson assemblage, Mississippian to Early Permian Klinkkit assemblage and the mid to late Permian Klondike assemblage.

Devonian to Mississippian sub-volcanic and plutonic magmatic episodes occurred coeval with deposition of the Finlayson assemblage and is often inter-foliated and cross cut by the various YTT lithological assemblages. These magmatic episodes include intermediate to mafic granitite and orthogneiss units having a strong to weak metamorphic fabric and are the dominant rock type on the Lucky Strike Property.

There are 3 main Mesozoic magmatic episodes that intrude the Paleozoic metamorphic assemblages. The first episode consisted of Late Triassic to early Jurassic granite, granodiorite, monzonite, and monzodiorite; followed by Mid Cretaceous granite to granodiorite. And lastly, the Late Cretaceous plutonic / volcanic rocks of the Carmacks group intruded the YTT. The Carmacks group rocks include monzodiorite, diorite, basalt and basaltic andesite. Insignificant volumetric amounts of Eocene bimodal basalt flows and andesite dikes occur sporadically throughout the YTT and mark the youngest magmatic event.

Various types of ultra-mafic rocks also inter-finger with the metamorphic rocks of the YTT. These rock types include the Mesozoic meta-gabbro, chlorite calc-schist, and Permian to Jurassic pyroxonite and hornblendenite dikes and plutons. Small narrow seams of serpentinite occur along thrust fault boundaries and are believed to represent a small portion of the Slide Mountain terrane that is a Devonian to Permian age oceanic assemblage that formed between the YTT terrane and Ancestral North America prior to accretion.

The stratigraphy and structural framework of the YTT terrane was modified by the syn- and post-accretionary tectonism during the Mesozoic era. This collision resulted in very complex structural geology with many deformation stages. The YTT terrane began to collide with Ancestral North America in late Permian to early Jurassic. The continued accretion of other terranes up against the YTT and the ancestral North America craton continued through early Cretaceous into the Paleocene. The compressional forces caused by the continued accretion of terranes forced the YTT to be bisected by major strike slip faults; the Denali to the southwest and Tintina to the northeast as well as major thrust fault systems to form.

Both the Golden Saddle gold deposit (15 km east of Lucky Strike) and the Coffee deposit (24 km southwest of the property) are believed to be epigenetic orogenic, structurally, and lithological controlled gold deposits. The Golden Saddle deposit is hosted at the intersection of a major Jurassic age, north striking, thrust fault and a transpressional strike slip fault system with gold being hosted in a series of sub parallel, structurally complex, faults with early folding and shears zones with polyphaser quartz carbonate sulphide veins, fracture zones and breccias.

7.2 Property Geology and Mineralization

No detailed property scale geological map has been completed for the entire Lucky Strike property and outcrop is limited to less than 0.5%, making geological mapping difficult. However, regional scale mapping by Gordey and Ryan (2005), shows the majority of the property is underlain by Devonian to Mississippian metasedimentary, amphibolite, and orthogneiss rocks of the Simpson Range and Snowcap assemblages. The rocks have undergone amphibolite grade metamorphism and appear to occur in northwest-trending panels through the property. The property is intruded by Early Jurassic to Eocene plutonic and volcanic suites, consisting of granite, granodiorite and monzonite. Refer to Figure 3 showing the property geology as mapped by Gordey and Ryan (2005).

The property contains five gold in soil anomalies located along a 10 km northwest - southeast trend that coincides with a strong linear geophysical anomaly believed to represent a regional scale shear zone. These soil anomalies have been coined the Monte Carlo, Belmont, Samson, Boss, and Maverick zones (west to east respectively). Refer to Figures 4-6 showing the property-wide airborne total magnetic field, 1ST Vertical Derivative, and Potassium Count with geophysical inferred structures.

Gold mineralization on the property is hosted in highly weathered and oxidized units of quartz veined, sub-brecciated, silicified and carbonate-altered orthogneiss and schists. Gold appears to be free gold spatially related to limonite and pyrite.

Monte Carlo

Detailed geological mapping was completed during the 2016 exploration program at the Monte Carlo zone 1.5 X 0.5 km area (Figure 7). The Monte Carlo zone was discovered in 2015 by a detailed soil geochemical survey and further outlined by trenching during the 2016 program. This zone shows the most encouraging results to date on the property. Using the mechanical trenches, rock fragments from hand excavated pits, local outcropping, soil geochemistry, and geophysical surveys; a geological map was created for the zone. Due to the frost shattered and highly oxidized nature of the bedrock in the area, detailed sample descriptions were very difficult. Seven rock samples obtained from specific trenches, pits, and outcrop received detailed petrographic descriptions (thin sections) and whole rock geochemical analyses in order to better understand the lithology, mineralization, and alteration (See Jones, 2016 for full petrographic report).

Gold mineralization at the Monte Carlo zone is hosted primarily in Devonian to Mississippian? moderately foliated felsic orthogneiss of quartz monzodiorite to quartz diorite composition that are inter-fingered with weakly foliated meta-mafic/intermediate intrusive of gabbro composition and Devonian to Mississippian metasedimentary marble units. These units are believed to be striking approximately northwest and dipping approximately 45-60 degrees to the northeast. Structural measurements are inferred and should be cautioned as the mechanical excavated trenches did not display competent bedrock but rather highly weathered frost shatter and decomposed bedrock. Refer to Figure 8 showing major host rock types at the Monte Carlo Zone.

Highest grades of gold occur in strongly silicified or massive quartz veins associated with pyrite and limonite at a fault contact with meta-mafic intrusive (gabbro) and orthogneiss units. Petrographic studies showed that gold was free in the quartz. Lower gold grades occur in sub brecciated, strongly silicified, highly fractured, variably carbonate-altered, and limonitic orthogneiss units. Refer to Figure 9 showing mineralized rock specimens from the trenches.

The auriferous orthogneiss and meta-mafic intrusive have a northwest-trending shear contact with a younger? felsic porphyritic volcanic unit of quartz latite composition that appears to grade into volcanoclastic to epiclastic greywacke towards the Lucky Strike Creek (southeast). These volcanic / volcaniclastic rocks have a strong geophysical response (high K count and low resistivity) that clearly distinguishes it from the adjoining orthogneiss unit bound to the northeast. These major units are believed to be separated by a property-scale thrust fault contact, hosted within a larger regional scale shear zone. Several trenches displayed evidence of faulting and shearing with rock displaying slickenside surfaces.

The Monte Carlo Zone is located along a 10 km long major northwest trending linear geophysical anomaly that partially coincides with the deeply incised Lucky Strike Creek that has been interpreted to represent a regional scale thrust fault. Brecciated marble cliff faces exposed along

the right limit of the Lucky Strike creek within the Monte Carlo zone further provide evidence of the regional scale fault system.

A few Devonian to Mississippian metasedimentary marble cliff outcroppings are exposed alongside the Lucky Strike Creek at the far northwest end of the Monte Carlo zone and appear to be in contact and inter-fingered with the orthogneiss and meta-mafic intrusive that hosts the gold mineralization observed in the trenches. These marble cliffs contain local zones of intense brecciation also seen in LS-TR-16-10 and the top of 2018 drill hole DDLS-18-10. Refer to Figure 10 showing field photographs of the marble breccia outcropping alongside the creek. This unit appears to strike approximately northeast and dips moderately to the northwest. The hillside immediately adjacent to the Monte Carlo zone is capped with a thick unit of Quaternary sediment believed to represent a Tertiary gravel bench from the paleo Stuart River. These bench deposits are mapped by Fuller (1994) and confirmed by soil sample descriptions.

Belmont

The Belmont Zone represents a 1500x800 meter area of anomalous gold-in-soil (up to 254 ppb Au) with associated silver and tellurium. Two 2016 trenches at the Belmont Zone revealed similar mineralization to the Monte Carlo Zone, but with much lower gold grades. Trench LS-TR-16-11 exposed a 20-metre interval of sheared, strongly silicified and brecciated orthogneiss, with abundant cubic pyrite. These samples returned anomalous values of Au, Te, and Ag. This interval was interpreted as being the source of elevated Au, Te and Ag values from soil sampling. The two trenches are located along the fringe of a 1500 x 800-metre gold-in-soil anomaly. An open-ended chargeability anomaly is present in the eastern-most corner of the 2016 IP survey which is located at the west end of Belmont. The source of the anomaly is unknown, but thought to be lithological (mafic plug).

Samson

The Samson Zone represents a 600x300 meter area of anomalous gold-in-soil (up to 91 ppb Au). The 2016 program at the Samson showing consisted of 3 trenches comprising 154 metres. Sampling returned anomalous gold values with the best result being 0.32 g/t Au across 12 metres, including 0.41 g/t Au across 6 metres. Mineralized intervals were hosted by quartz vein-bearing hydrothermal breccia within orthogneiss intercalated with quartz-biotite schist. A hand-dug pit at the location of an anomalous soil sample revealed a blue-grey silicified schist float with visible gold in quartz; however, this float only assayed 1.1 g/t Au. Other grabs from the area assay up to 4.26 g/t Au. This particular sample was comprised of 70% quartz and 30% orthogneiss (Mac Gearailt, 2015).

Boss

The Boss Zone (previously named “Zone 1” in the 2013 through 2015 assessment reports) is a 1000x1000 meter area of anomalous gold-in-soil (up to 700 ppb Au) with associated silver (up to 9.9 ppm Ag). Trenching and test pitting commenced in 2013 with a total of six trenches totaling 417 metres. Gold values to 3,087.7 ppb across 5 metres were returned, with numerous samples exceeding 100 ppb. Anomalous values were returned from gneiss, orthogneiss or schist, typically associated with brecciation and/or quartz veining. Most of the samples show strong weathering

and oxidation, with variable quartz (silicification?) and feldspar alteration. Minor and more weakly altered dyke material was noted in some descriptions of auriferous rock. Gold has a strong correlation with Ag, Sb, Pb, and Ba (Mac Gearailt, 2013).

The 2014 program included further trenching at Boss with a total of five trenches comprising 244 metres excavated. Two trenches were essentially duplicates of 2013 work, returning values to 2,044 ppb Au, while the other three trenches returned low gold values. The program also included 41 rock grab samples from test pitting in the area. The 2014 description of mineralized zones was essentially the same as the 2013 descriptions. However, the 2014 samples were found to have a different pathfinder element signature, with strong correlations between Au and Hg, Sc, Pb, Tl, Ag, Cd, Ni, Pb and Cu (Mac Gearailt, 2014).

The 2015 program at Boss consisted of a single 69-metre trench exposing orthogneiss, with variable degrees of shearing and silicification, and quartz veining and sericite alteration. Sampling returned gold values from 0.25 to 217 ppb Au.

Maverick

The Maverick zone represents the southeastern extent of the 10-kilometer gold trend. Soil sampling has indicated an area of 150x200 meters of anomalous gold (up to 90 ppb Au). Trenching in 2018 indicates the source of the mineralization is silicified, oxidized orthogneiss and quartz-sericite schist with quartz veining, slickensides, and fault gouge. This zone appears to continue into the adjacent 'Brew' property (currently held by White Gold Corp.) where much work has been done.

(Section 7.2 modified from Jones, 2016 and Schulze, 2017)

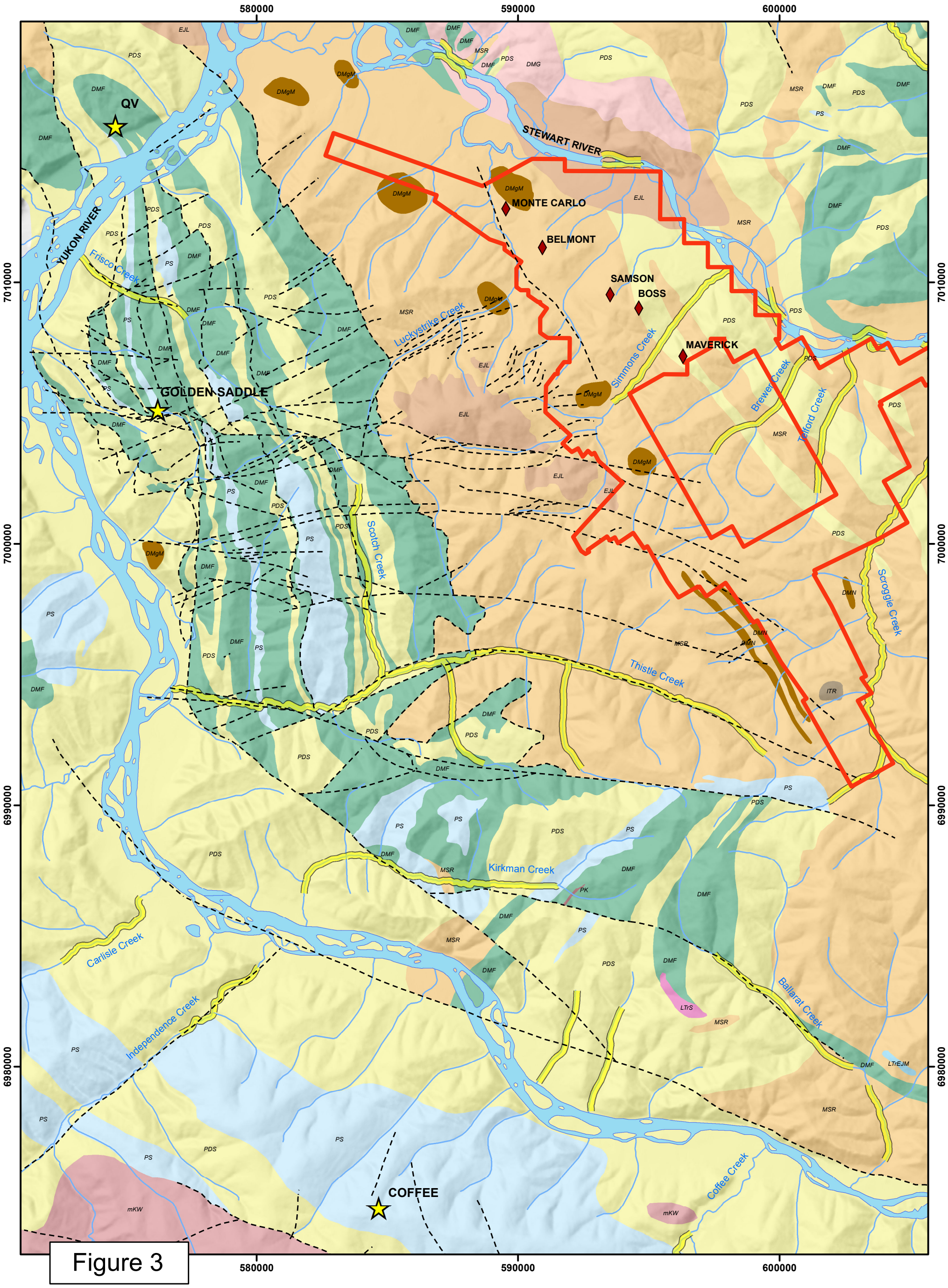

Figure 3

LUCKY STRIKE PROPERTY

REGIONAL GEOLOGY

N W E S

1:135,000

Kilometers

0 1 2 4 6

DRAWN BY: CLAYTON JONES	DATE: OCTOBER 31, 2016
MAP SHEET: 115O03	COORD SYSTEM: NAD 83 UTM ZN7

Legend

- Lucky Strike Property
- Placer Gold Creek
- Lucky Strike Au Zones
- Faults
- Gold Deposits

Bedrock

Eocene

- ITR — rhyolite, quartz – porphyry dikes

Late Cretaceous

- uKC — Carmacks group - volcanic rocks

Early Cretaceous

- mKW — granite, granodiorite

Jurassic

- EJL — granodiorite, syenite, pyroxenite

Permian

- PK — klondike Schist – felsic schist / gneiss
- PS — felsic orthogneiss

Paleozoic

- LTrEJM — felsic intrusive – granite, monzonite, quartz monzonite
- LTrS — mafic intrusive – clinopyroxenite, gabro, horblendite

Devonian - Mississippian

- DMF — amphibolite
- MSR — interm. to mafic orthogneiss & amphibolite
- PDS — Fp-qtz-mica gneiss & schist
- DMG — augen orthogneiss

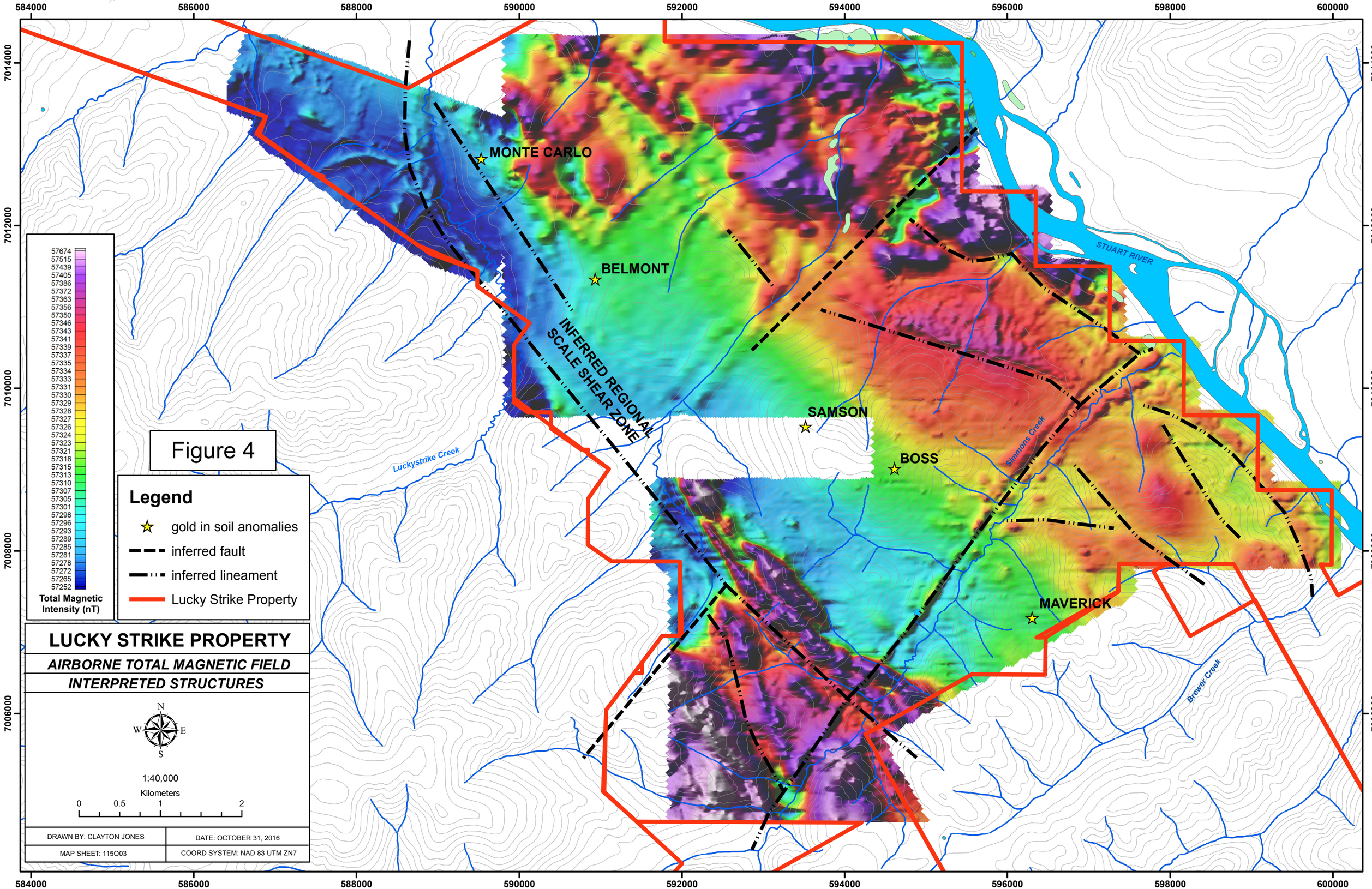
584000
586000
588000
590000
592000
594000
596000
598000
600000
7014000
7012000
7010000
7008000
7006000
MONTE CARLO
BELMONT
SAMSON
BOSS
MAVERICK
INFERRED REGIONAL SCALE SHEAR ZONE
STUART RIVER
Luckystrike Creek
Simmons Creek
Brewer Creek
57674
57515
57439
57405
57386
57372
57363
57356
57350
57346
57343
57341
57339
57337
57335
57334
57333
57331
57330
57329
57328
57327
57326
57324
57323
57321
57318
57315
57313
57310
57307
57305
57301
57298
57296
57293
57289
57285
57281
57278
57272
57265
57252
Total Magnetic Intensity (nT)
Figure 4
Legend
gold in soil anomalies
inferred fault
inferred lineament
Lucky Strike Property
LUCKY STRIKE PROPERTY
AIRBORNE TOTAL MAGNETIC FIELD
INTERPRETED STRUCTURES
N
W
E
S
1:40,000
Kilometers
0
0.5
1
2
DRAWN BY: CLAYTON JONES
DATE: OCTOBER 31, 2016
MAP SHEET: 115O03
COORD SYSTEM: NAD 83 UTM ZN7

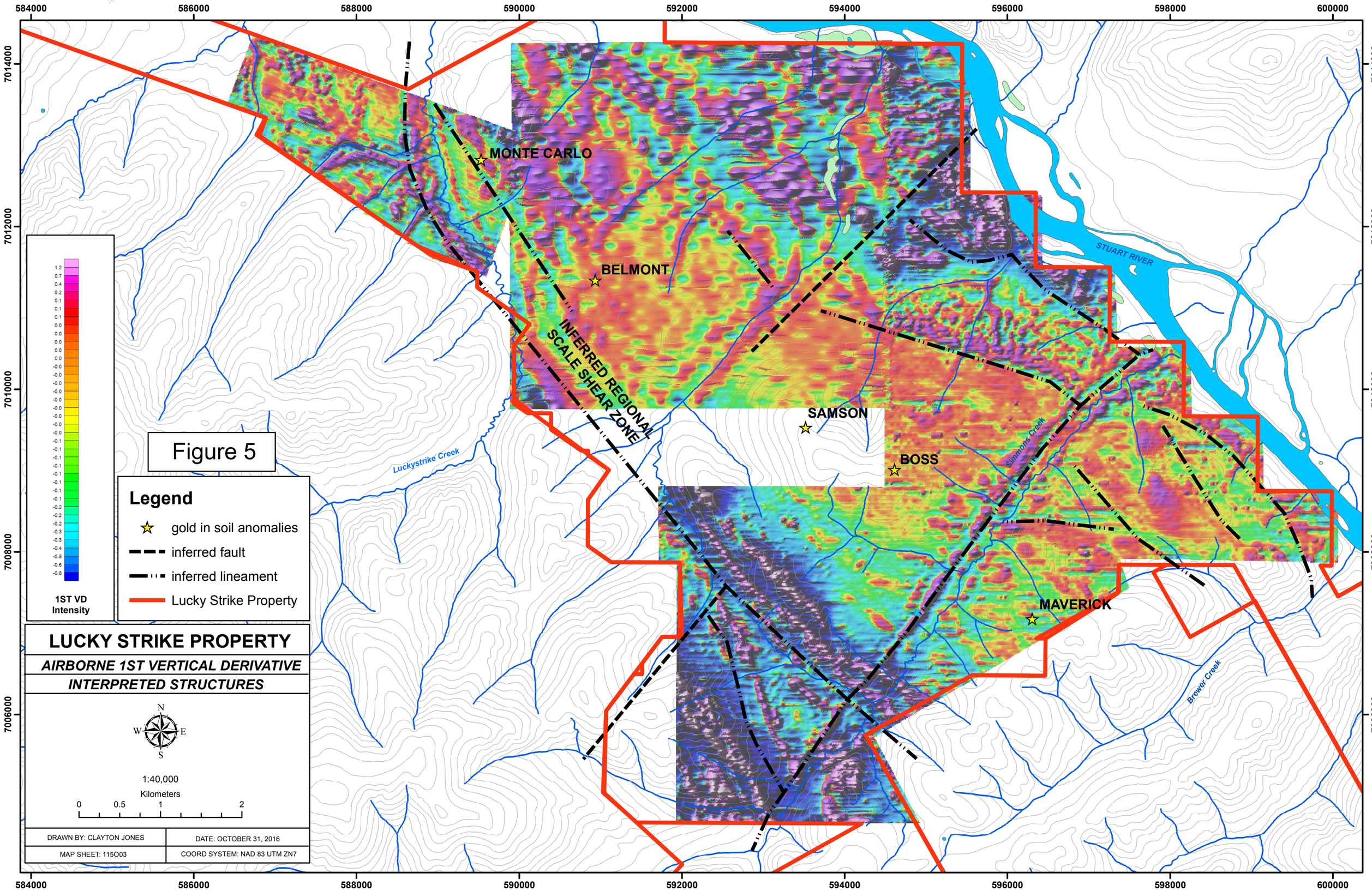
584000
586000
588000
590000
592000
594000
596000
598000
600000
7014000
7012000
7010000
7008000
7006000
MONTE CARLO
BELMONT
SAMSON
BOSS
MAVERICK
INFERRED REGIONAL SCALE SHEAR ZONE
STUART RIVER
Luckystrike Creek
Simmons Creek
Brewer Creek
Figure 5
Legend
gold in soil anomalies
inferred fault
inferred lineament
Lucky Strike Property
1ST VD Intensity
1.2
0.7
0.4
0.2
0.1
0.1
0.1
0.0
0.0
0.0
0.0
0.0
-0.0
-0.0
-0.0
-0.0
-0.0
-0.0
-0.0
-0.0
-0.1
-0.1
-0.1
-0.1
-0.1
-0.1
-0.1
-0.1
-0.2
-0.2
-0.2
-0.3
-0.3
-0.4
-0.5
-0.6
-0.8
LUCKY STRIKE PROPERTY
AIRBORNE 1ST VERTICAL DERIVATIVE
INTERPRETED STRUCTURES
N
W
E
S
1:40,000
Kilometers
0
0.5
1
2
DRAWN BY: CLAYTON JONES
DATE: OCTOBER 31, 2016
MAP SHEET: 115O03
COORD SYSTEM: NAD 83 UTM ZN7

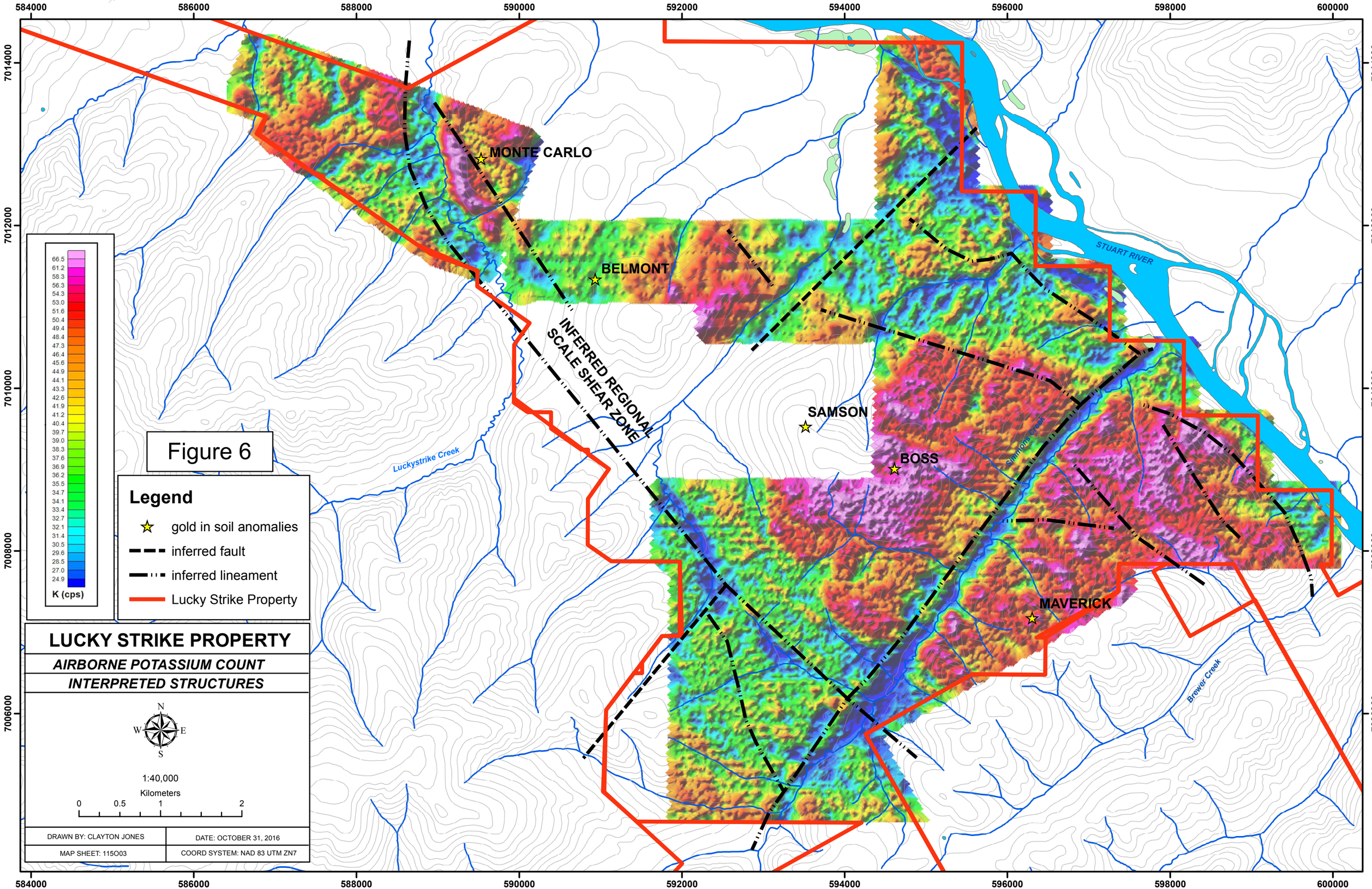
584000
586000
588000
590000
592000
594000
596000
598000
600000
7014000
7012000
7010000
7008000
7006000
MONTE CARLO
BELMONT
SAMSON
BOSS
MAVERICK
INFERRED REGIONAL SCALE SHEAR ZONE
STUART RIVER
Luckystrike Creek
Simmons Creek
Brewer Creek
66.5
61.2
58.3
56.3
54.3
53.0
51.6
50.4
49.4
48.4
47.3
46.4
45.6
44.9
44.1
43.3
42.6
41.9
41.2
40.4
39.7
39.0
38.3
37.6
36.9
36.2
35.5
34.7
34.1
33.4
32.7
32.1
31.4
30.5
29.6
28.5
27.0
24.9
K (cps)
Figure 6
Legend
gold in soil anomalies
inferred fault
inferred lineament
Lucky Strike Property
LUCKY STRIKE PROPERTY
AIRBORNE POTASSIUM COUNT
INTERPRETED STRUCTURES
N
W
E
S
1:40,000
Kilometers
0
0.5
1
2
DRAWN BY: CLAYTON JONES
DATE: OCTOBER 31, 2016
MAP SHEET: 115O03
COORD SYSTEM: NAD 83 UTM ZN7

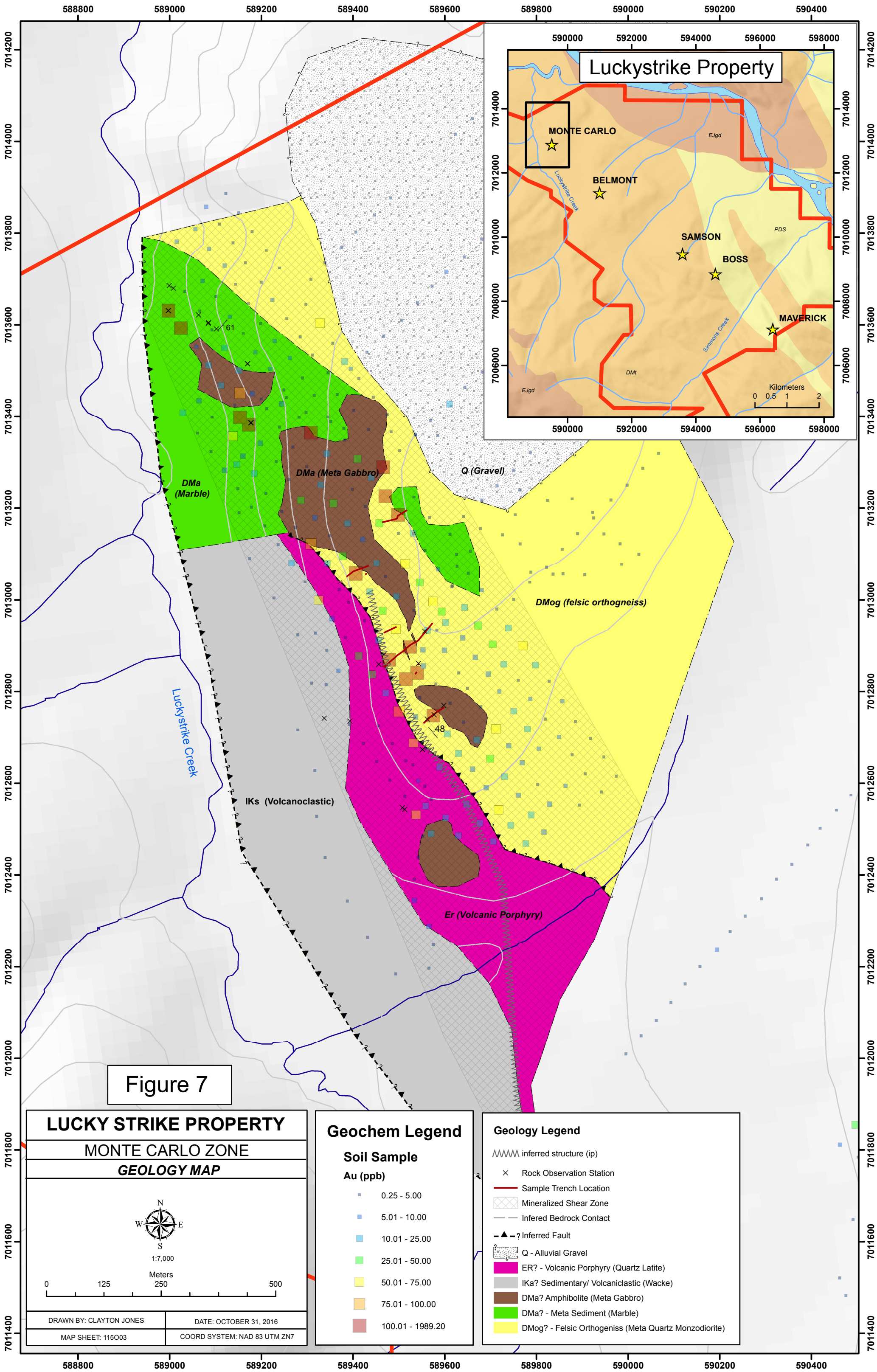
Luckystrike Property
MONTE CARLO
BELMONT
SAMSON
BOSS
MAVERICK
EJgd
PDS
DMt
Luckystrike Creek
Simmons Creek
Kilometers
0 0.5 1 2
DMa (Marble)
DMa (Meta Gabbro)
Q (Gravel)
DMog (felsic orthogneiss)
IKs (Volcanoclastic)
Er (Volcanic Porphyry)
61
48
Figure 7
LUCKY STRIKE PROPERTY
MONTE CARLO ZONE
GEOLOGY MAP
N
W
E
S
1:7,000
Meters
0 125 250 500
DRAWN BY: CLAYTON JONES
DATE: OCTOBER 31, 2016
MAP SHEET: 115O03
COORD SYSTEM: NAD 83 UTM ZN7
Geochem Legend
Soil Sample
Au (ppb)
0.25 - 5.00
5.01 - 10.00
10.01 - 25.00
25.01 - 50.00
50.01 - 75.00
75.01 - 100.00
100.01 - 1989.20
Geology Legend
inferred structure (ip)
Rock Observation Station
Sample Trench Location
Mineralized Shear Zone
Infered Bedrock Contact
Inferred Fault
Q - Alluvial Gravel
ER? - Volcanic Porphyry (Quartz Latite)
IKa? Sedimentary/ Volcaniclastic (Wacke)
DMa? Amphibolite (Meta Gabbro)
DMa? - Meta Sediment (Marble)
DMog? - Felsic Orthogeniss (Meta Quartz Monzodiorite)

FIGURE 8: MONTE CARLO ROCK TYPES

A –wacke *(minor lithic clasts) /* ***volcaniclastic*** */* ***epiclastic*** *composed of abundant, apparently detrital quartz, plagioclase, Kspar and minor (partly chloritized) biotite and muscovite in a matrix of quartz, clay? or sericite and carbonate* ***B*** *-* ***volcanic porphyry****, plagioclase-Kspar (sanidine)-minor quartz-biotite phyric, probably extrusive quartz latite porphyry, altered to clay (kaolinite?)-limonite, but the alteration may be mainly due to weathering.* ***C – marble*** *with minor quartz and accessory graphite, the latter two concentrated along thin veinlets (bluish in hand specimen). The rock has been strongly deformed and cataclasized, but retains a weakly developed foliation.* ***D – felsic orthogneiss****, very weakly foliated, medium/coarse-grained leucocratic felsic (quartz diorite?) orthogneiss composed of plagioclase-quartz-minor hematite-limonite (after Fe-calcite), brecciated and cut by poorly defined, irregular veinlets of quartz-hematite-limonite (after Fe-calcite, after pyrite?).* ***E – meta-gabbro/diabase*** *composed of hornblende-plagioclase-accessory quartz-magnetite (oxidized to hematite)-calcite-epidote-sphene-apatite-sericite-pyrite (oxidized to limonite). Minor alteration to calcite, Kspar, and sericite may be hydrothermal.* ***F – coarse conglomerate*** *that grades in the wacke / volcaniclastic (A).*



FIGURE 9: MONTE CARLO MINERALIZED SPECIMENS

A – LS-TR-16-09, *15.0 g/t Au over 2 m (0 – 2m), rep sample 1513952, massive coarse quartz vein that has been subjected to a later phase of strong deformation and recrystallization, apparently associated with mineralization by pyrite, possible barite? and gold, the latter occurring with limonite but otherwise free in quartz.* ***B - Sample 1513952*** *- detailed view (1.5 mm wide) to show irregular gold grains intergrown with limonite along very narrow, curving fracture (at the contact between recrystallized quartz that contains closely associated, nearby cubic pyrite or limonite pseudomorphs). Note there are also two tiny gold/limonite particles (indicated) in recrystallized quartz.* ***C - LS-TR-16-04****, 1.27 g/t Au over 2 m , 36 – 38 m, silicified orthogneiss with mineralized quartz veining* ***D LS-TR-16-5B****, 1.92 g/t Au over 2 m (0 – 2 m), quartz veining hosted in intensely silicified orthogneiss* ***E - LS-TR-16-06****, 0 – 10 m, up to 0.34 g/t Au, host for the low Au values is likely in the limonitic veinlets, weakly foliated, fine/medium-grained leucocratic felsic orthogneiss (quartz monzodiorite?) composed of plagioclase-Kspar-quartz-minor limonite-rutile, cut by poorly defined, partly vuggy veinlet zones of limonite (after pyrite?)-trace carbonate-Kspar (?).* ***F - LS-TR-16-06****, 3.0 g/t Au over 4 m (92 – 96 m) intensely silicified orthogneiss, sub brecciated.*

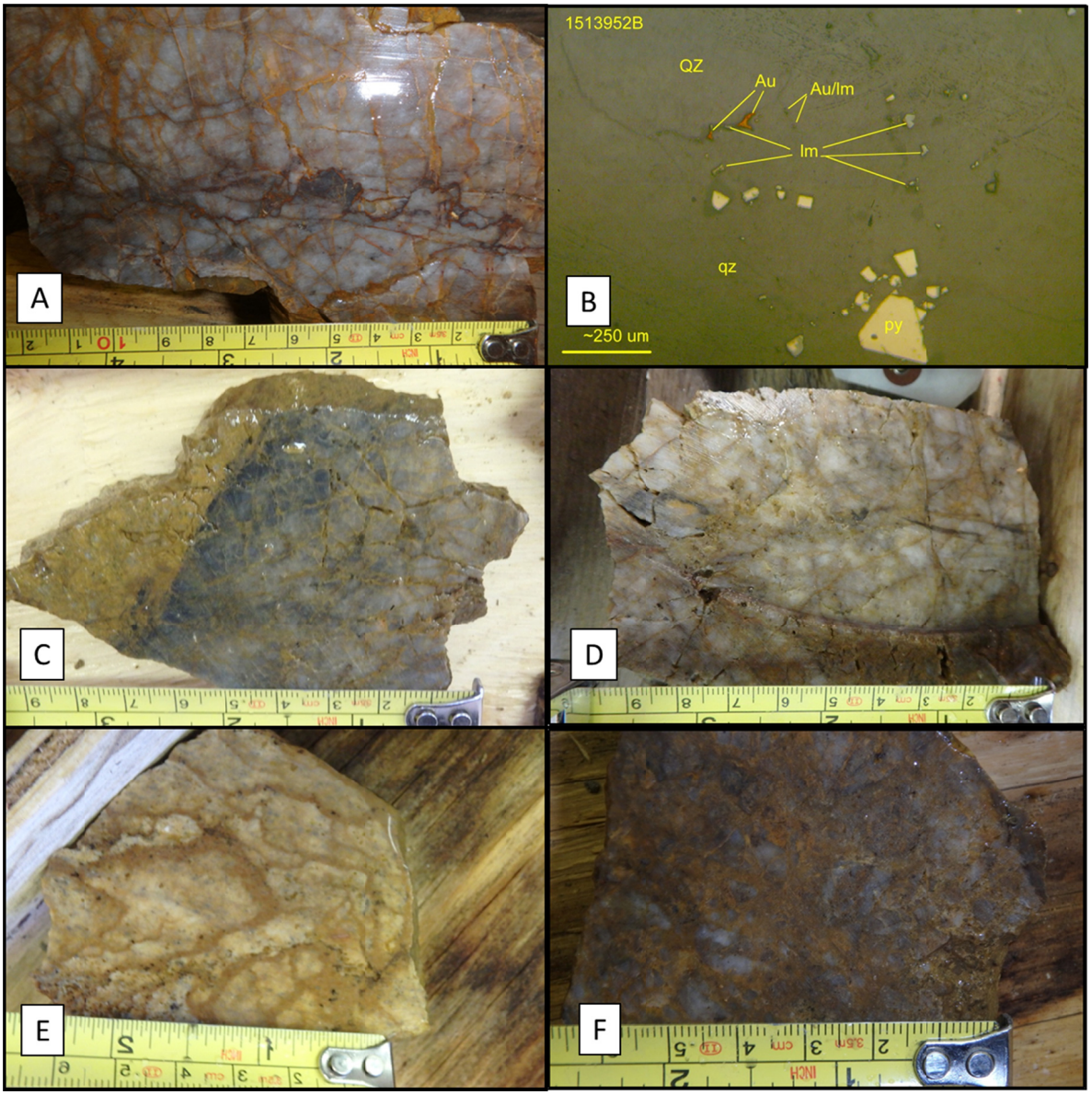

FIGURE 10: MARBLE BRECCIA OUTCROPPING

Left *– marble outcrop exposure on the left limit of Lucky Strike near the northern boundary of the Lucky Strike property boundary within the Monte Carlo Zone.* ***Top right*** *– local matrix supported breccia observed in the marble cliffs.* ***Bottom right*** *– local breccia observed in the marble cliff with large > 10 cm quartz / feldspar clasts.*

8.0 2018 GEOPHYSICAL PROGRAM

A 2D Induced Polarization (IP) survey was conducted on the Monte Carlo zone during June and July of 2018. Aurora Geosciences of Whitehorse, YT was contracted to perform the survey, following up a similar survey completed at Monte Carlo and Belmont in 2016 (also by Aurora). A total of 8.2 line-kilometers were surveyed across 5 lines. Lines were spaced 200m apart with 25m station spacing. A map of the line paths as well as the full field report and pseudosections can be found in Appendix II.

The 2018 IP survey was conducted from the northwest of the limits of the 2016 survey, up to the northern border of the property. The 2016 survey was extremely successful in outlining the Monte Carlo structure; a significant thrust fault separating the mineralized handing wall orthogneiss from the unmineralized footwall metasediments. The fault gouge and/or underlying metasediments display a very sharp resistivity contrast; the fault and sediments are conductive while the orthogneiss is resistive. This contact was confirmed in 2017 (and 2018) drilling. The purpose of the 2018 survey was to continue to investigate this contact to the northwest. The survey was successful in this regard with the sharp contrast visible on all 5 lines, indicating the structure continues northwest at a ~330 degree azimuth. Heading to the northwest, the structure daylights further down the hill and ends up in the Lucky Strike Creek valley.

The furthest line to the northwest, L800N, displays somewhat different resistivity signature: the expected conductive signature is followed by strongly resistive zone at surface (prompting field personnel to lengthen the line) and once again becomes strongly conductive. This is possibly due to the voluminous overburden found both in the creek valley and on the slope southwest of the creek.

The second goal of the survey was to investigate the northwest continuation of a chargeability signature seen at depth in the 2016 survey. The buried IP zone is characterized by strong chargeability responses (10 to 17 mV/V). This signature occurs within the Monte Carlo orthogneiss package, approximately 100-200m northeast of the thrust fault and trending in a similar northwest direction. Indications from inversions done on the 2016 data was that its core was at 160-200m depth and shallowing to the northwest. The 2018 survey was successful in outlining the continuation of this chargeable anomaly in lines L0N and L200N; however further to the northwest the anomaly appears to intersect with the thrust fault and the signal gets washed out. This anomaly was targeted on 2016 survey line L7 with drill hole DDLS-18-06 (discussed in sections 10 and 11). The signature is traceable for a strike length of at least 1.8 kilometers.

9.0 2018 MECHANICAL TRENCHING PROGRAM

9.1 Summary of Trenching Program

The 2018 mechanical trenching program consisted of 11 trenches totalling 1865.5m. Trenching was completed at all 5 known mineralized zones at Lucky Strike: two at Monte Carlo (213m), two at Belmont (810m), one at Samson (150m), five at Boss (526m), and one at Maverick (166.5m). Figure 11 displays trench locations. Sample descriptions can be found in Appendix IV.

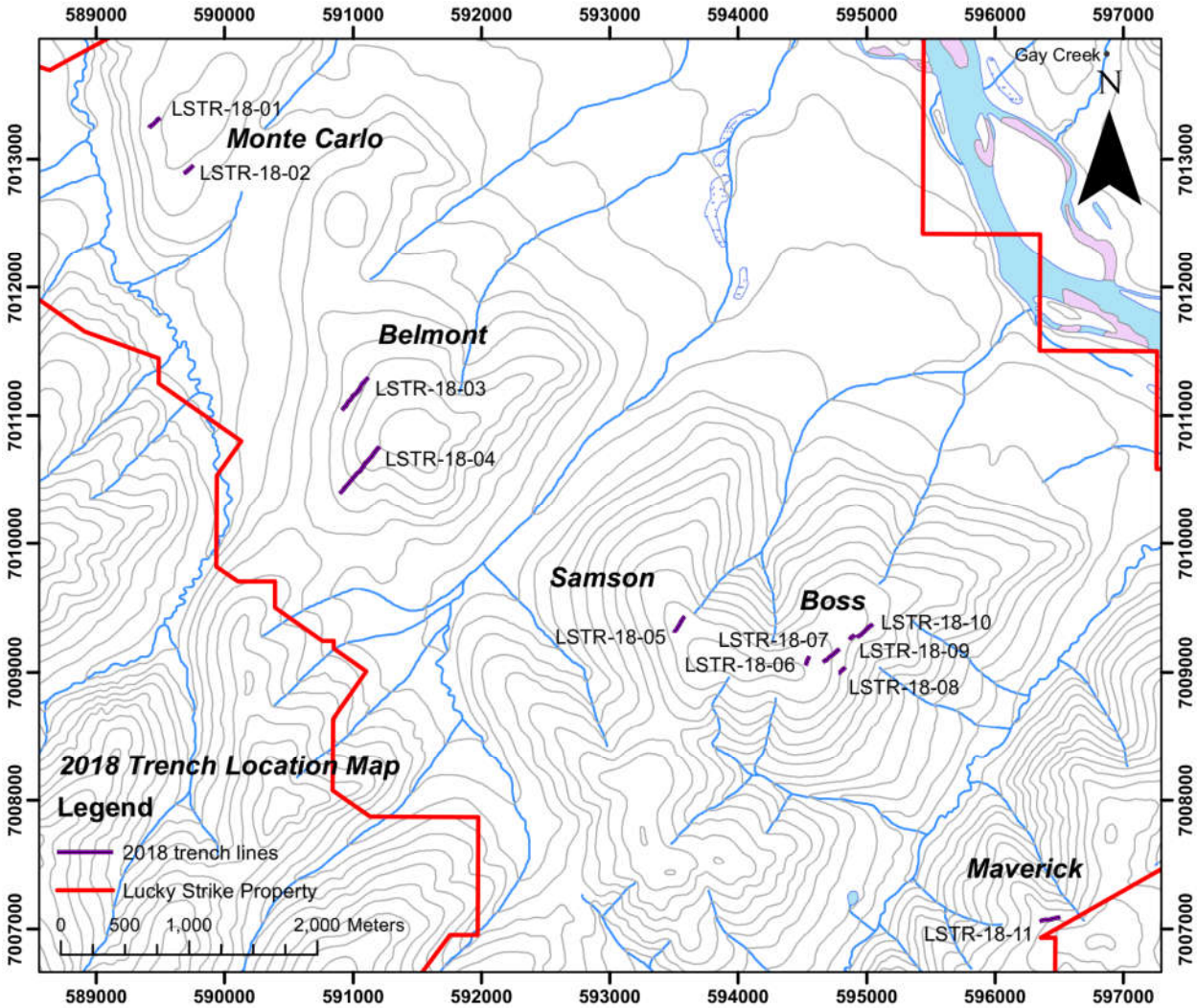

Figure 11: 2018 trench locations

9.2 Sampling Methodology

A Candig CD21 and Bobcat mini-excavator were used to trench. The Candig was limited to excavating to a depth of approximately 2 meters and a width of approximately 0.5 m. The Bobcat

was limited about 1.5 meters depth. The trenches were sampled at an average of 2m intervals depending on geology and mineralization. If bedrock and/or subcrop was not encountered, a representative grab sample of soil and rock fragments were taken along the trench bottom over the sample interval. For bedrock samples, a large continuous representative chip sample across the outcrop was taken. Typically, the material sampled was saprolitic fractured bedrock.

Trench samples were described and photographed in situ prior to sealing in labelled sample bags with a lab tag. The samples were stored on-site or in camp before transport to Druid Exploration's secure office in Dawson City. They were then transported by truck to Bureau Veritas' prep lab in Whitehorse. Representative trench samples were preferentially selected for future reference and stored at Druid Exploration's office in Dawson City.

Trench locations were recorded using hand-held GPS units (accuracy 1-10 m) and flagged with biodegradable flagging tape. All Individual sample intervals are mapped and the following information is recorded on all-weather paper: trench ID, sample ID, easting, northing, type of sample (outcrop, subcrop, float), azimuth, to, from, width, depth, and a brief description.

All trenches were reclaimed after sampling was completed.

9.3 Sample Preparation, Analysis, and QA/QC

A complete report detailing sampling methodology, chain of custody, analysis methods, data verification and general QA/QC can be found in Appendix III. Overall the precision of the assay data was considered to be satisfactory. Important to note is the switch from aqua regia digestion used in previous programs to a multi-acid digestion for multi-element analysis.

9.4 Trenching Results

The 2018 program was successful in the completion of all trenching targets as well as extending known mineralization and identifying new targets. Trench assay highlights are displayed in Table 1 and in Figures 12 through 15. Trench sample descriptions with gold and silver assays can be found in Appendix IV and full assay certificates are located in Appendix V.

Monte Carlo

Trench LSTR-18-01 was designed to test the NW-continuation of mineralization discovered in 2016 trench LS-TR-2016-10 (0.37 g/t Au over 40m). It also targeted two prominent NW-trending structures observed in the LiDAR survey (Figure 12). The trench returned **0.94 g/t Au over 30m including 1.14 g/t Au over 24m**. Gold mineralization was typically hosted by silicified orthogneiss with limonitic fractures. One of the LiDAR structures appears to coincide with the highest grades of the trench where rocks displayed cataclastic brecciation and assays returned highly anomalous molybdenum values (Photo 1). The other structure at the NE-end of the trench appears to represent a lithological contact to a darker, more chloritic schist (unmineralized).

Trench LSTR-18-02 was designed to test anomalous gold soil samples in the SE-most corner of the Monte Carlo zone. It returned an intercept of **0.90 g/t Au over 22m**. This area may represent a NW-trending zone of mineralization paralleling the zones closer to the main shear or possible an NS cross-structure splaying off the main shear. Further bedrock investigation to the southeast is unlikely with trenching as thick quaternary sediment cover is obvious from the LiDAR imagery. Gold mineralization is hosted by limonitic and bleached orthogneiss with weakly anomalous Ag, Te, and Hg (Photo 2).

Photo 1: Representative cuts of LSTR-18-01 sample 1316142 assaying 3.36 g/t Au with anomalous Mo, Ag, Hg.

Photo 2: LSTR-18-02 sample 1316014 assaying 2.65 g/t Au

Belmont

Only 3.5km southeast of Monte Carlo, the Belmont Zone is a large 1500x800m geochemical anomaly. As at Monte Carlo, gold-in-soil correlates well with Ag, Te, Hg, and Sb. As previous, more focused trenching was unsuccessful in locating a bedrock source of the anomalous soil geochemistry, a different approach was used. Two long trenches of 330m and 480m were completed to span a significant portion of the zone (Figure 13). Trench LSTR-18-03 intersected two broad, low-grade zones of mineralization. An area limonitic, more dioritic orthogneiss than typical assayed **0.13 g/t Au over 22m**. Another more typical zone of silicified, quartz-rich orthogneiss with limonitic pyrite and specular hematite assayed **0.22 g/t Au over 10m** (Photo 3). Like Monte Carlo, gold correlates well with Ag, Mo, Te, and Hg but unlike Monte Carlo, it correlates with Sb and W. Other broad zones of visually prospective limonitic, bleached, silicified orthogneiss with up to 5% limonitic pyrite were encountered, yet assays only returned 20-150 ppb Au.

Trench LSTR-18-04 spanned 480 meters and encountered some of the most visually prospective orthogneiss of the program, yet assays were ultimately disappointing (**0.29 g/t Au over 10m**). One such example is at 168-172m; an area of dark, fractured quartz veining was encountered which bore a strong resemblance to high-grade quartz found in Monte Carlo trenches, yet this did not yield any significant gold values (Photo 4). The most notable zone of the program was encountered from 298m to 436m. This 138m area (which also hosts the aforementioned 10m gold intercept) displayed an average of 50% quartz veining with significant concentrations of limonitic pyrite and iron carbonate alteration (Photos 5 and 6). Although visually prospective, gold values were inconsistent and low-grade. Part of this may be due to this style of trenching and may only be truly investigated by drilling (discussed in more detail in Section 11).

At 436m, the stockwork zone graded into a previously unseen unconsolidated sandy unit with semi-angular pebbles of orange quartz and chert up to 3cm. This unit is thought to be a decomposed quartz-pebble conglomerate, but could also be glacio-fluvial in origin. This unit continued through to the end of the trench at 480m.

Photo 3: Trench LSTR-18-03 sample 1473559 assayed 0.31 g/t Au with anomalous Ag, Mo, Sb, W, Te, Hg.

Photo 4: Trench LSTR-18-04 sample 1473791 bore a strong resemblance to high-grade quartz from the Monte Carlo zone (9.7 g/t Au) yet only assayed 5 ppb Au.

Photos 5 and 6: Trench LSTR-18-04 samples 1473883 (left) and 1473906 (right) displayed prospective quartz veining, brittle deformation, limonitic pyrite, and carbonate alteration, yet did not return significant gold values (40 and 41 ppb Au).

Samson

The Samson Zone is a 600x300m gold-in-soil anomaly with previous trenching results of 0.32 g/t Au over 12m. A hand-dug pit at the site of a soil sample with high gold values yielded a rock grab containing visible gold but only assayed 1.1 g/t Au. Trench LSTR-18-05 (150m) was designed to cover this grab as well as multiple large structures inferred by LiDAR imagery that are traceable for up to 3km (Figure 14). Geology of the trench ranged from quartz-mica-biotite schist to sericite schist. Rock was typically oxidized and weakly silicified. About 1/3 of the trench sampling was less than ideal as a natural spring filled the trench with water, and the rock had to be sampled from the piles dug with the Candig, rather than directly out the trench by hand. The trench returned

no significant gold intercepts. The highest value was 173 ppb Au over 2m. During sampling, the likely mineralized rock was observed to be very oxidized quartz veining and strongly silicified schist; however, concentrations of this rock in the sampling were not high enough yield any gold values. Also of note: while very few elements gave noticeable anomalous signatures in the assays, there were some large, ~20m sections of high mercury values (up to 0.89 ppm Hg).

Boss

The Boss Zone, a 1000x1000m gold-in-soil anomaly, lies 1km southeast of Samson. It was the focus of the majority of exploration on the Lucky Strike Property before 2016. While gold-in-soil values are high and grab samples from pits assay up to 24 g/t Au, prior (and present) trenching results have not been favourable. The purpose of the 2018 trenching program was to cover numerous NW and WNW structures indicated by LiDAR imagery that are traceable for up to 3km (Figure 14). The secondary purpose was to definitely rule out further trenching in this zone. Five trenches were completed in this area (LSTR-18-06 to LSTR-18-10) totalling 526m. No trench returned significant gold values.

Trench LSTR-18-06 was done to fill in a gap left by previous trenching and cover a structure that coincides with low grade gold values in other trenches. The trench consisted of mica schist and quartz-sericite schist. The highest value returned was 0.2 g/t Au over 2m, like attributed to minor quartz veining in the area.

Trenches LSTR-18-07 and LSTR-18-08 were designed to cover a single prominent NW structure. LSTR-18-07 was longer to cover additional structures. It is possible the structure they both covered was the source of the only samples with Au values over 100ppb. A sample of silicified sericite schist with oxidized fractures in LSTR-18-07 yielded 0.16 g/t Au and a sample of similar description on the same structure in LSTR-18-08 yielded 0.12 g/t Au. Both samples have surrounding halos of anomalous Sb and Hg (up to 30 ppm Sb, 0.32 ppm Hg).

Trenches LSTR-18-09 and LSTR-18-10 were meant to be 1 continuous trench; however, they were offset due to topographical challenges. The purpose of the trenches was to cover a significant structure which coincides with a silver-in-soil anomaly (up to 9.9 ppm Ag). While no gold values were returned, large zones of intensely oxidized quartz-sericite schist with quartz-carbonate stockwork yielded some unique base metal results. The broad footprint of this zone is ~120m with the highest grades of base metals found in a ~40m section. Values of >10000ppm Mn are common and iron content reaches as high as 29% (typical values in schist are 1-6%). Anomalous elements with their highest values include: Zn (3701 ppm), Pb (1139 ppm), Ni (762 ppm), Co (153 ppm), Mo (27 ppm), Ag (3.3 ppm), As (389 ppm), Cd (17.7 ppm), Cu (185 ppm), Ba (>10000 ppm), Hg (1.16 ppm). It is important to note that many of highest values of base metals were returned from samples that were at least 70% soil due in part to the intense alteration; however, even competent sections returned similar assays (Photos 7 and 8).

Photos 7 and 8: Trench LSTR-18-10 samples 1317632 (left) and 1317652 (right). Sample 1317632 was composed of competent quartz-(Fe) carbonate stockwork with MnO staining and assayed 11 ppm Mo, 368 ppm Zn, 93 ppm Ni, 87 ppm Co, and >10000 ppm Mn.
Thirty-six meters away, sample 1317652 was mostly decomposed bedrock and soil with few competent pieces, but assayed 27 ppm Mo, 1139 ppm Pb, 3357 ppm Zn, 3.3 ppm Ag, 618 ppm Ni, 153 ppm Co, >10000 ppm Mn, 27% Fe, 270 ppm As, 22 ppm Cd, and 1.16 ppm Hg.

Maverick

The Maverick zone represents the southeastern extent of the 10-kilometer gold trend. Assay results have confirmed the presence of continuous gold mineralization in the first mechanized trenching conducted at the gold zone. Trench LSTR-18-11 yielded **0.63 g/t Au over 16m** with open-ended gold mineralization on both ends of the trench (Figure 15). The "LSTR-18-11a" and "LSTR-18-11b" designations are due to the trench being sampled from the middle heading west (11a) and then from the middle heading east (11b). Geology of the trench is characterized by quartz-sericite schist grading to orthogneiss. Mineralization is associated with silicification, quartz veining, and fault gouge (Photo 9). Slickensides are common indicating a shear structure associated with hydrothermal activity as the source of gold.

Photo 9: Trench LSTR-18-11 sample 1317858 is composed of silicified muscovite schist, oxidized quartz veining, and fault gouge material. It assayed 2.74 g/t Au, 19 ppm Mo, and 138 ppm As.

Table 1: 2018 mechanical trenching results

Zone	Trench ID	From (m)	To (m)	Interval (m)	Au (g/t)
Monte Carlo	LSTR-18-01	52.00	82.00	30.00	0.94
	Including				
	LSTR-18-01	58.00	82.00	24.00	1.14
	LSTR-18-01	78.00	82.00	4.00	2.87
Monte Carlo	LSTR-18-02	20.00	42.00	22.00	0.90
	including				
	LSTR-18-02	26.00	30.00	4.00	2.24
Belmont	LSTR-18-03	4.00	6.00	2.00	0.79
	LSTR-18-03	70.00	92.00	22.00	0.13
	LSTR-18-03	106.00	116.00	10.00	0.22
Belmont	LSTR-18-04	326.00	336.00	10.00	0.29
	LSTR-18-04	376.00	378.00	2.00	0.35
Samson	LSTR-18-05	*No significant values*			
Boss	LSTR-18-06	50.00	52.00	2.00	0.20
Boss	LSTR-18-07	*No significant values*			
Boss	LSTR-18-08	*No significant values*			
Boss	LSTR-18-09	*No significant values*			
Boss	LSTR-18-10	*No significant values*			
Maverick	LSTR-18-11a	52.00	66.00	14.00	0.11
Maverick	LSTR-18-11b	6.00	14.00	8.00	0.25
	LSTR-18-11b	30.00	46.00	16.00	0.63
	LSTR-18-11b	56.00	62.00	6.00	0.16
	LSTR-18-11b	86.00	88.00	2.00	0.40

Lucky Strike Property

Figure 12: Monte Carlo Surface Geochemistry

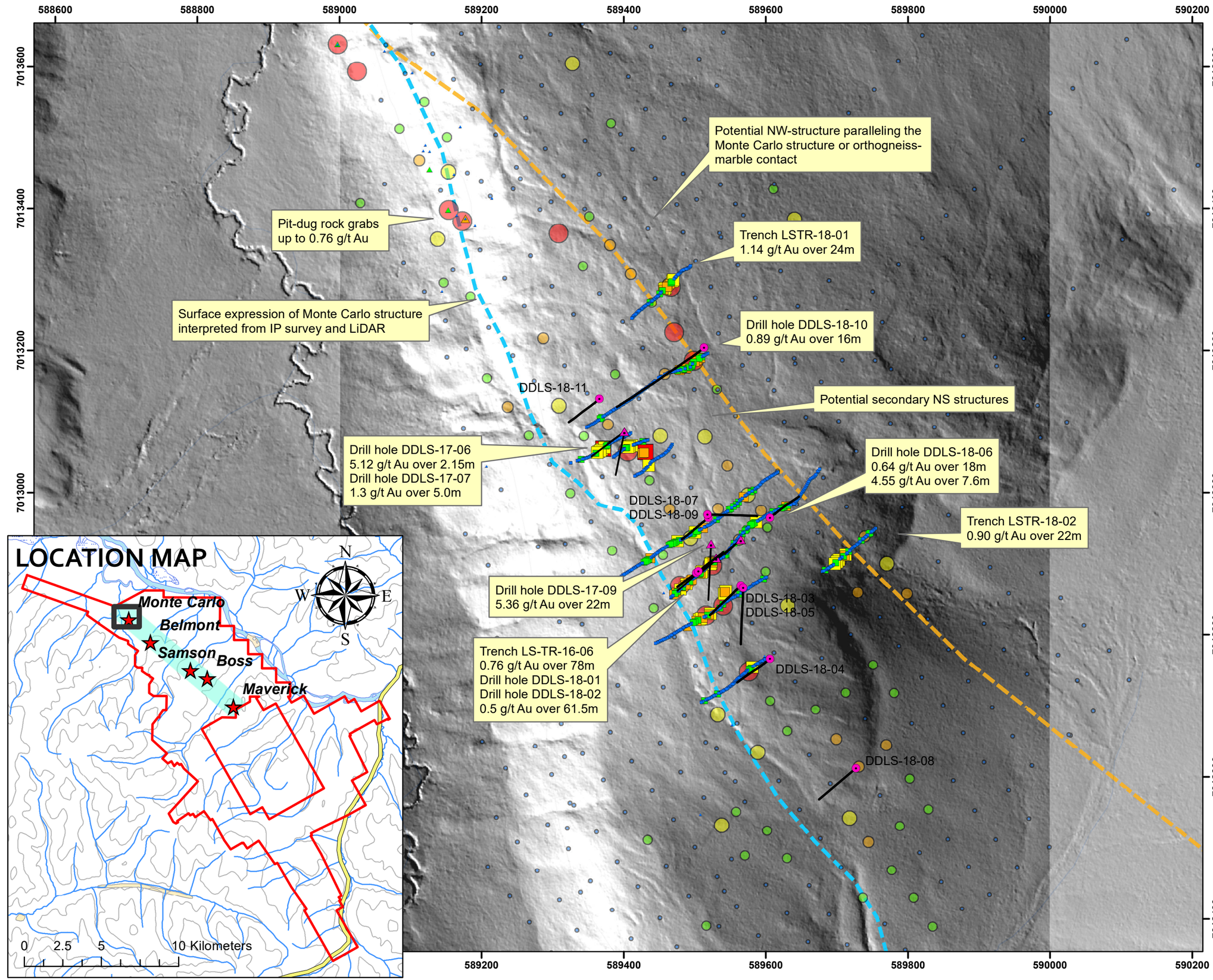

Legend

- 2018 drill collars
- 2017 drill collars
- Drill traces

Trench samples 2011-2018

Au (ppb)

- 0.25 - 100.0
- 100.1 - 500.0
- 500.1 - 1000.0
- 1000.1 - 10000.0
- 10000.1 - 15500.0

Rock grab samples

Au (ppb)

- 0.25 - 100.0
- 100.1 - 500.0
- 500.1 - 1000.0
- 1000.1 - 10000.0
- 10000.1 - 24230.0

Soil samples

Au (ppb)

- 0.25 - 10.0
- 10.1 - 20.0
- 20.1 - 50.0
- 50.1 - 100.0
- 100.1 - 1989.2

- Lucky Strike Property
- Monte Carlo structure - surface expression
- Chargeable IP zone axis (10 to 17 mV/V)

Background: LiDAR-derived southwest hillshade

0 75 150 300 Meters

NTS Mapsheets: 115o02, 03, 06
Datum: NAD83 Zone 7
Date: January 2019

LUCKYSTRIKE RESOURCES LTD. TSX.V : LUKY

Lucky Strike Property

Figure 13: Belmont Surface Geochemistry

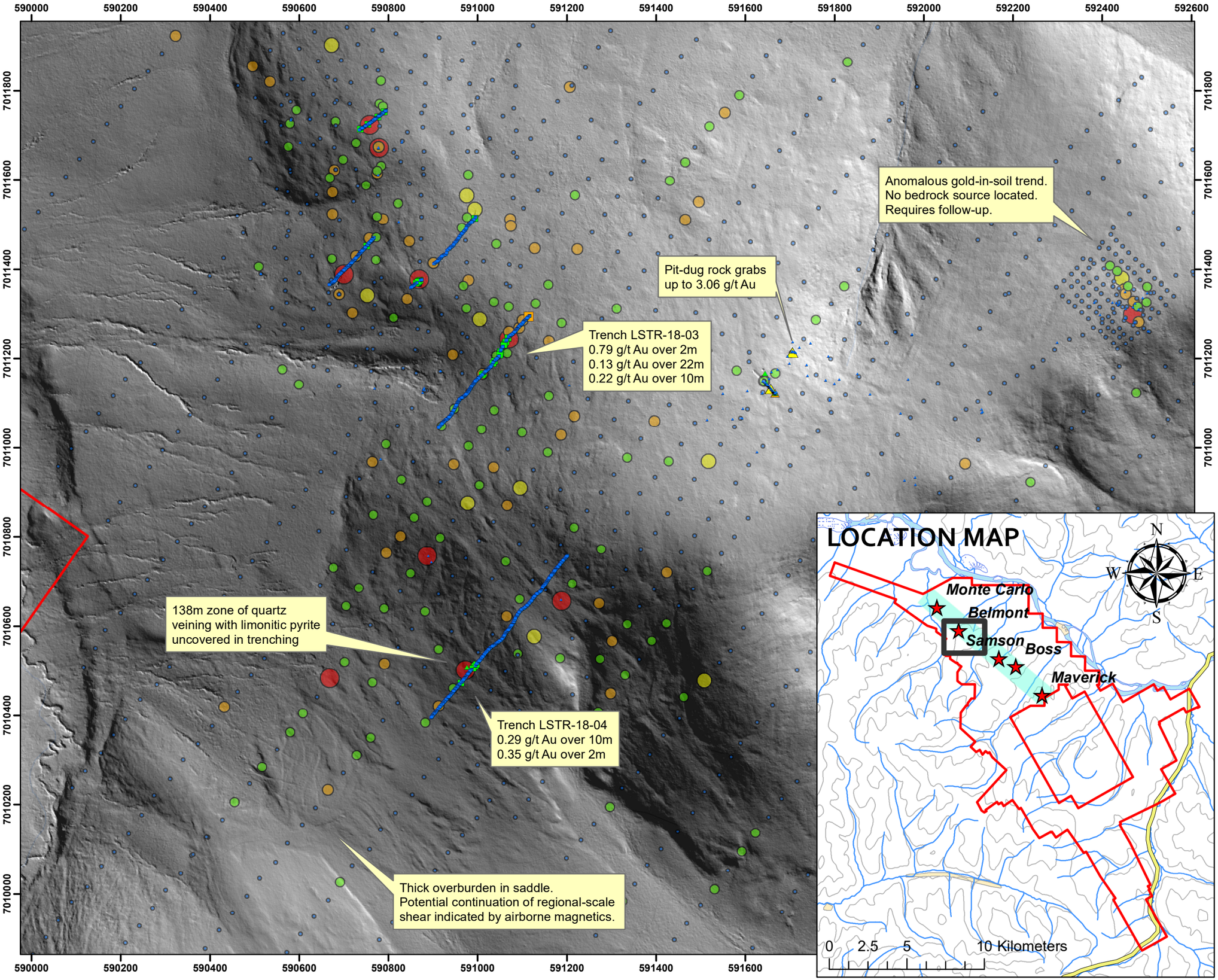

Legend

Trench samples 2011-2018

Au (ppb)

- 0.25 - 100.0
- 100.1 - 500.0
- 500.1 - 1000.0
- 1000.1 - 10000.0
- 10000.1 - 15500.0

Rock grab samples

Au (ppb)

- 0.25 - 100.0
- 100.1 - 500.0
- 500.1 - 1000.0
- 1000.1 - 10000.0
- 10000.1 - 24230.0

Soil samples

Au (ppb)

- 0.25 - 10.0
- 10.1 - 20.0
- 20.1 - 50.0
- 50.1 - 100.0
- 100.1 - 1989.2
- Lucky Strike Property
- Monte_Carlo_structure_10m

Background: LiDAR-derived northeast hillshade

0 100 200 400 Meters

NTS Mapsheets: 115o02, 03, 06
Datum: NAD83 Zone 7
Date: January 2019

LUCKYSTRIKE
RESOURCES LTD. TSX.V : LUKY

Lucky Strike Property

Figure 14: Samson and Boss Surface Geochemistry

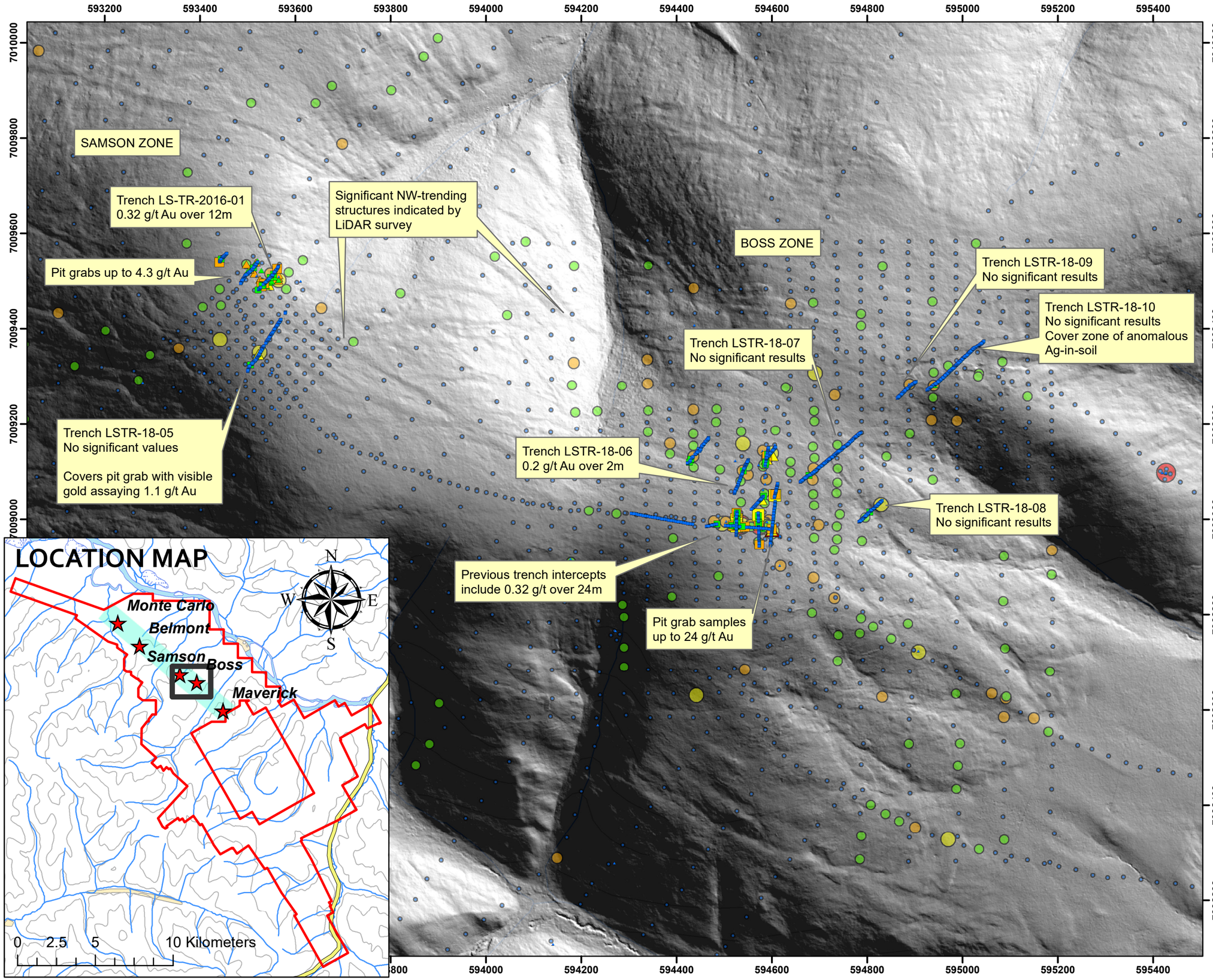

Legend

Trench samples 2011-2018

Au (ppb)

- 0.25 - 100.0
- 100.1 - 500.0
- 500.1 - 1000.0
- 1000.1 - 10000.0
- 10000.1 - 15500.0

Rock grab samples

Au (ppb)

- 0.25 - 100.0
- 100.1 - 500.0
- 500.1 - 1000.0
- 1000.1 - 10000.0
- 10000.1 - 24230.0

Soil samples

Au (ppb)

- 0.25 - 10.0
- 10.1 - 20.0
- 20.1 - 50.0
- 50.1 - 100.0
- 100.1 - 1989.2

- Lucky Strike Property
- Monte_Carlo_structure_10m

Background: LiDAR-derived northeast hillshade

0 100 200 400 Meters

NTS Mapsheets: 115o02, 03, 06
Datum: NAD83 Zone 7
Date: January 2019

LUCKYSTRIKE
RESOURCES LTD. TSX.V : LUKY

Lucky Strike Property

Figure 15: Maverick Zone Surface Geochemistry

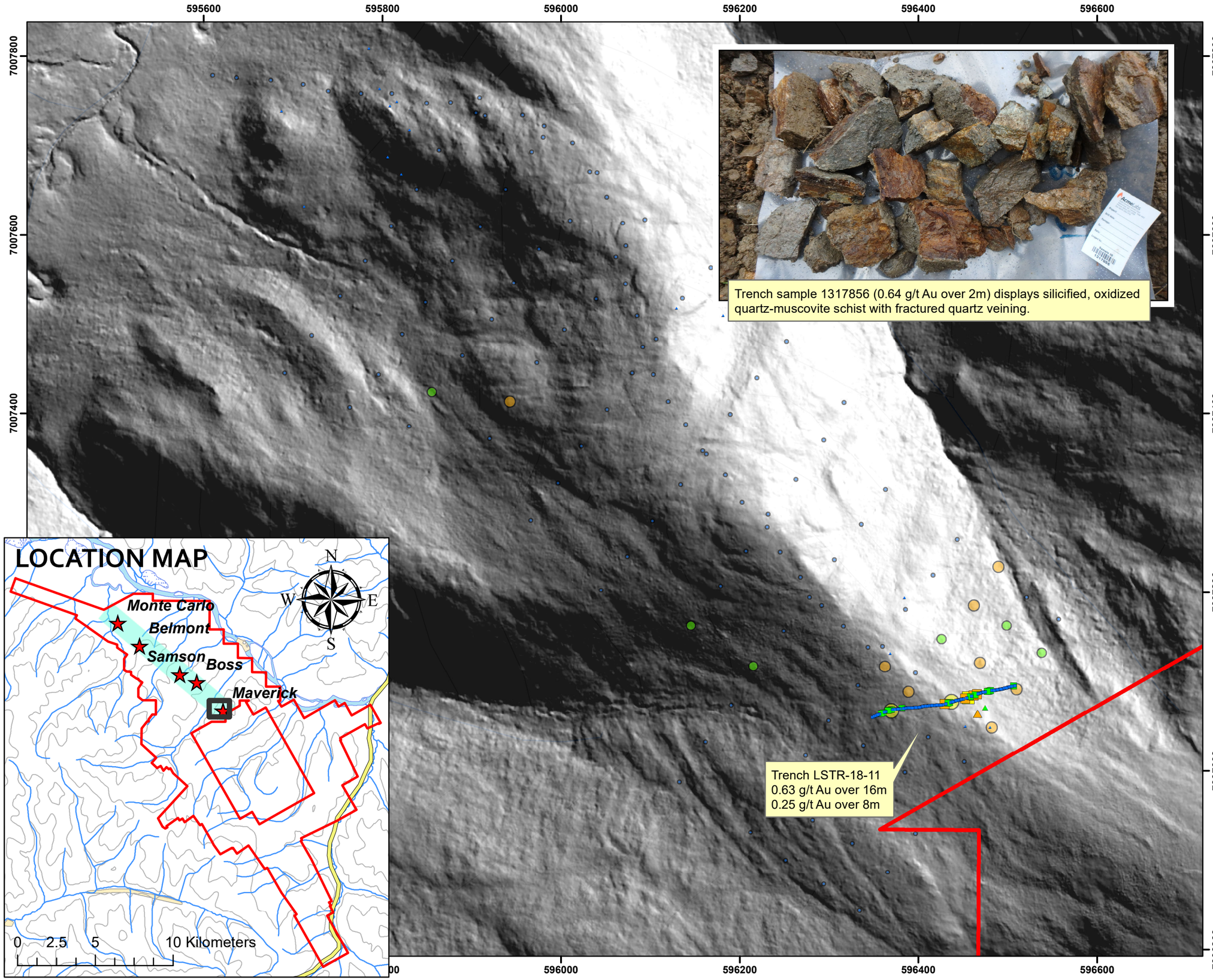

Legend

Trench samples 2011-2018

Au (ppb)

- 0.25 - 100.0
- 100.1 - 500.0
- 500.1 - 1000.0
- 1000.1 - 10000.0
- 10000.1 - 15500.0

Rock grab samples

Au (ppb)

- 0.25 - 100.0
- 100.1 - 500.0
- 500.1 - 1000.0
- 1000.1 - 10000.0
- 10000.1 - 24230.0

Au (ppb)

- 0.25 - 10.0
- 10.1 - 20.0
- 20.1 - 50.0
- 50.1 - 100.0
- 100.1 - 1989.2
- Lucky Strike Property

Background: LiDAR-derived northeast hillshade

0 50 100 200 Meters

NTS Mapsheets: 115o02, 03, 06
Datum: NAD83 Zone 7
Date: January 2019

LUCKYSTRIKE
RESOURCES LTD. TSX.V : LUKY

10.0 2018 DIAMOND DRILL PROGRAM

10.1 Summary of Drilling

Eleven diamond drill holes were drilled from June 16th, 2018 to July 6th, 2018 totalling 1359.71 meters. All holes were drilled at the Monte Carlo zone. An HTW core diameter was used for the entirety of the program. Drilling was performed under contract by Kluane Drilling Ltd. of Whitehorse, YT with their KD-600-2 heli-portable rig. Kluane also performed downhole surveys (Reflex tool). As of January, 2018, all 2017 and 2018 drill core is stored on the Lucky Strike Property at the Monte Carlo zone camp.

10.2 Sample Preparation, Analysis, and QA/QC

A complete report detailing sampling methodology, chain of custody, analysis methods, data verification and general QA/QC can be found in Appendix III. Overall the precision of the assay data was considered to be satisfactory. Important to note is the switch from aqua regia digestion used in previous programs to a multi-acid digestion for multi-element analysis.

10.3 Drill Results

The following is a summary of the results and significant geological intersections, broken down by hole. Drill logs, assays, and sections can be found in Appendices VI, VII, and VIII. An Excel workbook with assays, collar locations, downhole surveys and geology is included digitally.

The 2018 diamond drill program was centered on the Monte Carlo zone and totalled 1359.71 meters of HTW-sized core over 11 holes (see Table 2 for collar information). The program expanded upon 2017's 1033-meter drill program which yielded numerous gold intercepts including 5.36 g/t Au over 22m. Previous mechanical trenching in the area has also indicated widespread gold mineralization in the zone with results including 0.76 g/t Au over 78m.

Many gold intercepts were returned from 2018's 1459 core samples (Table 3). The majority of the drilling was focused on the southeast-trending Monte Carlo shear structure and its associated mineralization within an oxidized orthogneiss package. A secondary objective was to target a potential parallel structure or mineralized trend along the boundary between the orthogneiss package and marble to the northwest. Lastly, a previously untested, buried chargeable IP zone, identified in a 2016 survey and expanded upon in 2018, was targeted with one hole. It has been outlined for 1.8 km, and remains open in a northwest and southeast direction. The buried IP zone is characterized by strong chargeability responses (10 to 17 mV/V) and corresponding strong resistivity lows.

DDLS-18-01

Drill hole DDLS-18-01 was drilled on section with holes DDLS-17-01, 02, 03, 04, 08. It was stepped ahead 30m from the 17-01 setup and drilled in the same orientation (230 degrees) to perpendicularly bisect geology and the Monte Carlo shear structure. The hole intersected mineralization typical of the zone: variably silicified, fractured and brecciated limonitic orthogneiss with limonitic, euhedral black pyrite. Often, fractures associated with pyrite appeared to cross cut the foliation, sometimes at shallow angles to the core axis, indicating crosscutting structures related to mineralization. While the hole looked prospective throughout the orthogneiss unit, gold values were sporadic, with the highest values at the top of the hole in fractured rock (such as 2.12 g/t Au over 1.5m). Other lower-grade values were returned from 'decomposed' orthogneiss (soft, clay-altered orthogneiss but consolidated with preserved textures); up to 0.66 g/t over 1m (Photo 10). The hole intersected the shear zone where expected along with a small section of felsic porphyry before going through the footwall wacke and siltstone.

Photo 10: 'Decomposed' orthogneiss in DDLS-18-01 returned values up to 0.66 g/t Au over 1m (37-38m).

DDLS-18-02

This hole was drilled from the same setup as DDLS-18-01 at a reverse azimuth back towards 17-01. The purpose was to further define the mineralization intersected in holes 17-01 to 17-03 as well as 17-09 (drilled off-section). The hole retuned significant gold values throughout the entirety of the orthogneiss unit, returning an intercept of 0.50 g/t Au over 61.5m before intersecting an unmineralized chlorite-biotite schist unit. Although the hole was down-dip of geology, many of the mineralized brittle fractures and veinlets appeared to be steeper to the core axis. One section of particularly bleached and fractured orthogneiss with up to 8% disseminated pyrite returned 3.81 g/t Au over 5.0m (Photo 11).

Photo 11: Bleached and fractured orthogneiss with up to 8% limonitic pyrite returned 3.81 g/t Au over 5.0m in DDLS-18-02.

DDLS-18-03

Drill hole DDLS-18-03 was drilled 50m down-strike of DDLS-17-01 in the same orientation (230 degrees azimuth). While the hole intersected anomalous to low grade values throughout the orthogneiss, significant assays were sporadic and typically related to pyrite concentrations and zones of brecciation. The hole was terminated after intersecting the shear and footwall sediments.

DDLS-18-04

Drill hole DDLS-18-04 was drilled 100m down-strike of DDLS-18-03 on 2016 IP line L6 and trench LS-TR-2016-04 (0.63 g/t Au over 6m). The hole collared in a chlorite-biotite schist but intersected the more typical limonitic orthogneiss at 20m. A visually prospective zone of silicified orthogneiss with specular hematite and abundant pyritic fractures was intersected from 38m to 49m; however, gold values in were sporadic (up to 0.67 g/t Au over 1m). A similar zone with less specular hematite and minor brecciation was intersected from 54m to 61m but values remained low grade (less than 0.27 g/t Au, Photo 12). Other partially decomposed orthogneiss returned values up to 0.58 g/t Au over 1m. The hole intersected the shear zone where expected, however a new unit was discovered above the felsic porphyry and shear. This unit is a light green, soft, schistose rock with deep red coloured fractures (hematite). It was generically termed 'felsic metavolcanic' as a placeholder under more data was gathered. The greenish tint was thought to be fuchsite which is somewhat supported by chromium assays up to 160 ppm (Photo 13). The hole then intersected the expected felsic porphyry, shear, and footwall sediments (Photo 14).

Photo 12: Late-stage pyritic fracturing in silicified orthogneiss only assayed up to 0.27 g/t Au in DDLS-18-04.

Photo 13: Fuchsite-rich? felsic metavolcanics unit with hematitic fractures approaching shear in DDLS-18-04.

Photo 14: Felsic porphyry unit overlying the Monte Carlo shear (black-clay fault gouge with fragments of wacke) in DDLS-18-04.

DDLS-18-05

Drill hole DDLS-18-05 was drilled off of the same setup as DDLS-18-03 at a southerly azimuth to investigate down-strike mineralization and a possible ESE-structure indicated by LiDAR. The hole intersected limonitic orthogneiss with very little pyrite mineralization and did not yield any significant gold values. One possible explanation for the lack of gold is that large sections of darker, dioritic orthogneiss or chlorite schist were encountered. Whether this darker rock is simply un-altered orthogneiss or is actually less suitable for mineralization is debatable. One supporting factor that the rock is a poorer gold host is that fractures and quartz veining similar to mineralized sections are present, however pyrite content is far less (Photo 15).

Photo 15: Unmineralized, more dioritic orthogneiss with fracturing and discordant quartz veinlets in DDLS-18-05.

DDLS-18-06

Drill hole DDLS-18-06 was drilled on section with DDLS-18-01, 18-02, 17-01 etc., at a reverse azimuth (50 degrees). This is also on 2016 IP line L7. The hole had two purposes: intersect mineralization discovered in trench LS-TR-17-02 and probe a chargeable zone at depth. Through inversions, the core of the chargeability anomaly was interpreted to be at 160m vertical depth. A drill dip of -75 degrees was done to hit this area at 165m down hole. Important to note: in recently completed re-inversions of the 2016 and 2018 IP data, a spatial discrepancy was discovered, which ended up moving the core of this anomaly ~75m to the northeast along the line; thus only the edge of the anomaly was intersected.

The hole was very successful in intersecting broad zones of low to mid-grade mineralization close to surface: 0.20 g/t Au over 13.4m (21.0 – 34.4m) and 0.64 g/t Au over 18.0m (46.0 – 64.0m) including 1.16 g/t Au over 8.3m (53.7 – 62.0m). These composites were returned from zones of strongly silicified and albitized orthogneiss with abundant limonitic fractures carrying limonitic black pyrite (Photo 16). Blue specular hematite- bearing fractures are also common throughout these zones. Very few elements show elevated values in this area; Ag, Te, and Hg are the only constants, with Ag values typically between 0.1 and 1 ppm.

Low-grade intersections continue down-hole in the limonitic orthogneiss. At ~100m, the orthogneiss becomes less limonitic and more silicified, with fresh pyrite occurring more commonly as opposed to black, limonitic pyrite. At the same time, fracturing is more common and more brittle. Fault-rubbled core is associated with higher grades, specifically at 136.1m, yielding 1.70 g/t over 1.06m. At 141m, the lithology gradually shifts to a lighter green chloritic schist; similar to the felsic metavolcanic seen at the bottom of DDLS-18-04. The deep red hematitic fractures seen in 18-04 also occur locally. Small sections of orthogneiss within this unit yield values up to 0.49 g/t Au over 1m; however, is it generally unmineralized.

At 176.9m, another zone of silicified orthogneiss was intersected; similar to those seen at 100m. The zone is characterized by blue-grey orthogneiss with pervasive light pink alteration. The alteration was originally thought to be potassic, but assays show spikes of sodium values (up to 6.1%) indicating albitization. Most notable is the high concentration of fresh disseminated pyrite (up to 8%) which is unique to this unit. Assays returned 4.55 g/t Au over 7.6m (176.9 – 184.5m), with the highest values occurring in fractured but silicified rock (Photo 17). There are very few elements associated with gold except for silver (up to 2.8 ppm) and the aforementioned sodium. Tellurium and mercury show slightly elevated values but barely correlate. Arsenic is actually depleted.

The silicified orthogneiss continues from 184.5m to 188m, but has little alteration and only trace to 0.5% pyrite. This area returned anomalous gold assays of 6 – 62 ppb gold. Below this zone the hole intersected soft, green felsic metavolcanics similar to that seen above the zone, which then grades to a dark green schist towards the end of hole (196.6m).

Photo 16: Silicified, albititized, fractured orthogneiss with abundant limonitic pyrite returned broad, low-mid grade gold values in DDLS-18-06.

Photo 17: Silicified, albitized, fractured orthogneiss with abundant disseminated fresh pyrite returned assays of 4.55 g/t Au over 7.6m at 176.9m depth in DDLS-18-06.

DDLS-18-07

Drill hole DDLS-18-07 was drilled up-strike of DDLS-17-01 on trench LS-TR-17-05. The hole intersected typical limonitic orthogneiss but with very little pyrite mineralization. Much of the orthogneiss was also decomposed. Sporadic gold values were returned including 1.54 g/t Au over 1m which was likely due to a small fault zone. Another area displayed a dark grey quartz vein breccia which bore similarities to the high grade, dark cataclastic quartz encountered during 2016 trenching. Although this zone only returned anomalous gold values (~50 ppb Au), a faulted area within it returned 0.62 g/t Au over 1.4m (31.5 – 32.9m).

The hole was intended to intersect the shear expected at ~100m; however, it had to be abandoned after getting stuck in a fracture zone at 85.95m.

DDLS-18-08

Drill hole DDLS-18-08 was drilled 200m down-strike of DDLS-18-04 on IP line L5. The hole went through 106m of limonitic orthogneiss before intersecting the felsic metavolcanic unit and the expected shear zone at 115m. It was terminated in footwall metasediments at 118.87m. The hole was successful in intercepting broad zones of low-grade gold mineralization and confirming the continuation of mineralization along the Monte Carlo shear.

Gold values were typically returned from weakly brecciated, quartz-rich limonitic orthogneiss with minor pyrite content (Photo 18), with assays such as 0.58 g/t Au over 2m. Other gold intercepts were related to small fault and fracture zones.

Photo 18: Weakly brecciated, quartz-rich orthogneiss assaying 0.58 g/t Au over 2m (DDLS-18-08).

DDLS-18-09

Drill hole DDLS-18-09 was drilled from the same setup as DDLS-18-07 at an easterly azimuth. The purpose was to investigate the possibility of NS-trending, gold-bearing structures which are thought to be dipping west. It also was designed to drill in-between two trenches with low-grade gold values on surface. Although the hole failed to yield a significant intercept, many small, low-grade gold values were returned, often related to fractures steep to the core axis.

The hole collared in a significant fault zone, evidenced by the top 15m of core being fractured with full of fault gouge. In contrast, hole DDLS-18-07 collared from the same setup at a 230-degree azimuth had very little fractured rock at the top of the hole. Also of note was the increased brecciation of some of the more chloritic, silicified orthogneiss; although this did not typically relate to gold mineralization. This brecciation appears more cataclastic in nature rather than hydrothermal (Photo 19).

Photo 19: Cataclastic brecciation in DDLS-18-09, 81.4m.

DDLS-18-10

Drill hole DDLS-18-10 was drilled at the northeastern end of trench LS-TR-2016-10. It was designed to test the surface mineralization discovered in the trench and to provide a full cross-section of the Monte Carlo orthogneiss package. Like DDLS-18-06, the hole intersected broad zones of low-mid grade gold mineralization as well as clipping the potential 'sulphide zone' related to the chargeability anomaly at depth.

The hole collared in brecciated marble and siltstone which represents the eastern boundary of the surface expression of the orthogneiss package. Immediately below the marble a zone of fractured, silicified, albitized orthogneiss with abundant limonitic pyrite and hematite was intersected yielding an intercept of 0.89 g/t Au over 16m (13 – 29m) (Photo 20). A small, 2m zone of breccia with elevated Pb, Zn, Cu, and Mo marks the top of the zone, giving way to a simple Au-Hg signature. This likely corresponds to the breccia uncovered in trench LSTR-18-01.

A second, lower grade zone assaying 0.37 g/t Au over 18m was found at 43 – 61m. This zone is a visually distinct, deep red fine grained hematitic orthogneiss (Photo 21). The rock displays weak brecciated cataclastic textures throughout. Gold mineralization appears to be associated with small, <5cm quartz-albite veins with limonitic pyrite.

At 128m the lithology grades to a more diorite phase of orthogneiss (Photo 22) which returned sporadic low-grade gold values, particularly in zones with increased pyrite content. At 196m the lithology grades more to chlorite schist or darker felsic metavolcanics. At 199 – 200m, a small silicified zone of pink orthogneiss with quartz veining and fresh, blebby pyrite returned 4.06 g/t over 1m (Photo 23). The hole then eventually grades to a light green felsic metavolcanic with red-purple hematitic fractures similar to the unit seen above the shear in DDLS-18-04.

The hole was intended to be drilled until intersecting the shear which was expected to be between 240 and 260m down-hole. However, mechanical limitations prevented going deeper and the hole was terminated at 245.06m.

Photo 20: Upper zone of silicified, albitized, fracture limonitic orthogneiss with limonitic pyrite assaying 0.89 g/t Au over 16m in DDLS-18-10.

Photo 21: Fine grained, hematitic, cataclastic orthogneiss with cataclastic quartz veins assayed 0.37 g/t over 18m in DDLS-18-10

Photo 22: Unmineralized dioritic orthogneiss (or metagabbro) in DDLS-18-10

Photo 23: Silicified zone with quartz veining and blebby fresh pyrite assaying 4.06 g/t Au over 1m in DDLS-18-10

DDLS-18-11

Drill hole DDLS-18-11 was drilled 60m up-strike of DDLS-17-05, 06, 07 and 160m ahead of DDLS-18-10. It drilled through 85m of orthogneiss before hitting the shear zone (present to 94m) and terminating in siltstone at 99.06m. Between 52m and 85m the orthogneiss was silicified and hematitic with variable brecciation throughout.

Although anomalous gold values were returned throughout the orthogneiss, only 2 areas showed significant values. A small, 4cm quartz vein in orthogneiss preceding a fault assayed 0.24 g/t Au over 1m (16-17m). At 60-61.4m unique light grey breccia zone assayed 0.76 g/t Au over 1.4m (Photo 24). This breccia zone appears more hydrothermal in origin, with angular dark clasts of a possibly different unit (metasediment).

Photo 24: Unique angular breccia in DDLS-18-11 assaying 0.76 g/t over 1.4m.

Table 2: Drill collar information

Hole ID	Easting	Northing	Azimuth	Dip	Depth (m)
DDLS-18-01	589502	7012887	230	-55	59.44
DDLS-18-02	589505	7012889	50	-55	79.25
DDLS-18-03	589565	7012869	230	-55	108.20
DDLS-18-04	589606	7012766	230	-55	103.63
DDLS-18-05	589568	7012866	180	-55	137.16
DDLS-18-06	589606	7012965	50	-75	196.60
DDLS-18-07	589519	7012965	230	-55	85.95
DDLS-18-08	589727	7012612	230	-55	118.87
DDLS-18-09	589518	7012969	90	-55	126.49
DDLS-18-10	589513	7013204	230	-55	245.06
DDLS-18-11	589366	7013132	230	-55	99.06

Table 3: Assay highlights

Hole ID	From (m)	To (m)	Interval (m)	Au (g/t)
DDLS-18-01	1.50	3.00	1.50	2.12
DDLS-18-01	11.00	12.00	1.00	0.31
DDLS-18-01	37.00	38.00	1.00	0.66
DDLS-18-02	0.50	62.00	61.50	0.50
including				
DDLS-18-02	55.00	60.00	5.00	3.81
DDLS-18-03	49.00	50.00	1.00	2.10
DDLS-18-03	66.00	67.00	1.00	0.44
DDLS-18-03	73.00	74.00	1.00	0.41
DDLS-18-03	80.00	81.00	1.00	0.35
DDLS-18-04	40.00	41.00	1.00	0.67
DDLS-18-04	68.00	69.00	1.00	0.58
DDLS-18-05	*No significant values*			
DDLS-18-06	21.00	34.40	13.40	0.20
DDLS-18-06	46.00	64.00	18.00	0.64
including				
DDLS-18-06	53.70	62.00	8.30	1.16
DDLS-18-06	103.00	106.00	3.00	0.47
DDLS-18-06	126.00	128.00	2.00	0.65
DDLS-18-06	136.10	146.00	9.90	0.29
including				
DDLS-18-06	136.10	137.16	1.06	1.70
DDLS-18-06	176.90	184.50	7.60	4.55
including				
DDLS-18-06	180.00	184.00	4.00	7.89
DDLS-18-07	12.00	13.00	1.00	1.54
DDLS-18-07	20.00	21.00	1.00	0.37
DDLS-18-07	31.50	32.90	1.40	0.62

Continued next page

Hole ID	From (m)	To (m)	Interval (m)	Au (g/t)
DDLS-18-08	13.00	13.72	0.72	0.58
DDLS-18-08	20.00	22.00	2.00	0.31
DDLS-18-08	64.00	66.00	2.00	0.58
DDLS-18-08	76.00	77.00	1.00	0.46
DDLS-18-09	24.34	25.91	1.57	0.40
DDLS-18-10	13.00	29.00	16.00	0.89
including				
DDLS-18-10	13.72	21.00	7.28	1.56
DDLS-18-10	43.00	61.00	18.00	0.37
including				
DDLS-18-10	60.00	61.00	1.00	2.48
DDLS-18-10	126.00	127.00	1.00	1.45
DDLS-18-10	199.00	200.00	1.00	4.06
DDLS-18-10	220.00	222.00	2.00	0.42
DDLS-18-10	226.00	227.08	1.08	0.33
DDLS-18-11	16.00	17.00	1.00	0.24
DDLS-18-11	60.00	61.40	1.40	0.76

11.0 DISCUSSION

Monte Carlo Zone and Deposit Models

Drilling and trenching at Monte Carlo during 2018 continued to define and constrain geological units and gold mineralization.

Gold mineralization has been extended to a strike length of at least 700m by LSTR-18-01 to the northwest and DDLS-18-08 to the southeast. Soil sampling and rock grabs indicate a further strike length totalling 1300m. The zone is indicated to be 250m to 325m wide. Gold mineralization appears to be constrained to the orthogneiss unit; however, minor low-grade values were returned from chlorite schist and more dioritic orthogneiss in at least 1 drill hole.

Geology appears to be fairly consistent along the strike of the zone (Figure 16). The shear structure continues to present a significant marker horizon between the orthogneiss and underlying metasediments. However, the felsic metavolcanic unit between the orthogneiss and shear seems to be thickening to the southeast and to depth. It was thought that the felsic porphyry was also thickening to the southeast, as DDLS-18-04 displayed a 6m interval, however this unit was not even present DDLS-18-08.

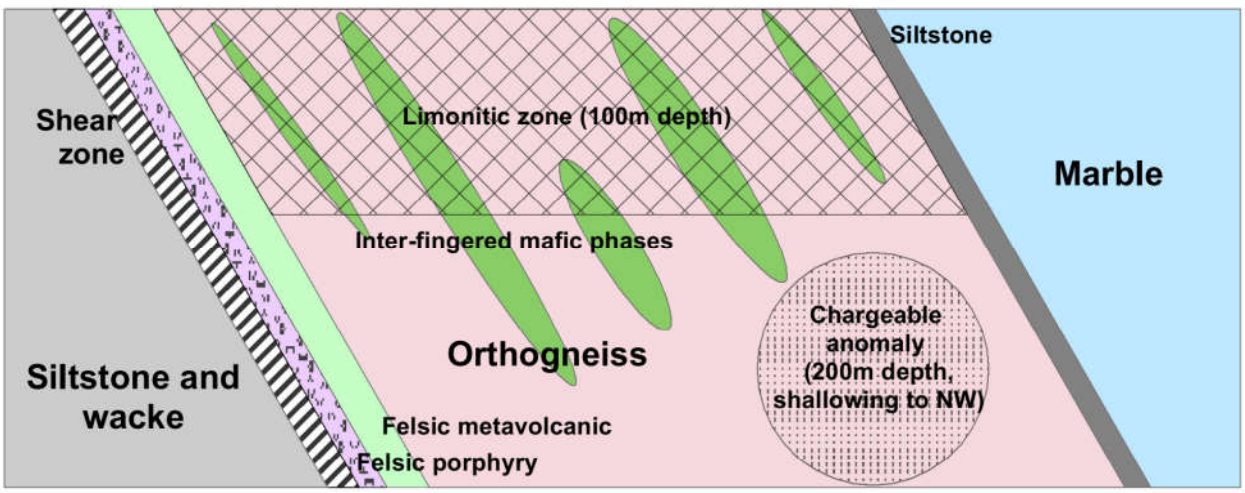

Figure 16: Cross section of geology at the Monte Carlo zone, looking northwest.

The relation of the Monte Carlo shear to gold mineralization is questionable. The shear bounds the mineralization to the southwest, however regionally they trend together. LiDAR imagery indicates a relation of NS-structures and mineralization at surface. This was supported by core angles of many of the mineralized fractures in the core when investigating alternate drill azimuths. These NS-structures may be secondary and/or tertiary splays from the main shear zone which in itself may be an offset structure of a larger fault in Lucky Strike Creek (evidenced in airborne mag, figs 4 and 5). In any case, mineralization is proven to be directly related to late-stage, brittle faults and varying degrees of cataclastic deformation.

The likely scenario is that these later, secondary or tertiary splays are roughly synchronous with mineralization, providing structural preparation and fluid pathways for auriferous hydrothermal fluids. In an orogenic setting these fluids would be sourced from deep-seated, regional-scale crustal faults. This may be the Monte Carlo shear or it may be the larger shear zone indicated by mag in Lucky Strike Creek. An ultramafic body discovered in the vicinity of either of these shears would give credence to this hypothesis.

Element correlations also partially support an orogenic model. Important to note is that data from 2018 had to be treated separately from previous data due to a switch in assay methods. Previously drill core and rocks were assayed using an modified aqua regia digestion (1:1:1 HNO_3:HCl:H_2O). In 2018 the method was switched to a multi-acid digestion (HNO_3, $HClO_4$, HF, HCl) based on the recommendation of a geochemist. A multi-acid digestion has the benefit of attacking silicate minerals which allows for more effective mapping of lithology and alteration (outside the scope of this report). The drawback, however, is that volatilization during fuming may result in the loss of As, S, Se, and Sb. Table 4 displays a comparison between correlations to gold in drill assays for each method. This comparison is fairly valid in that both the 2017 and 2018 drill programs took place in the same area and were fairly similar in meterage, sampling methodology, and lab techniques (other than digestion).

Table 4: Comparison of 2017 and 2018 drilling correlations to gold

2017 and 2018 Drilling at Monte Carlo - Correlation to Gold				
	2017 Drilling (925 samples, aqua regia digestion)		2018 Drilling (1343 samples, multi-acid digestion*)	
Rank	**Element**	**Correlation**	**Element**	**Correlation**
	Au	1	Au	1
1	Te	0.96	Ag	0.53
2	Hg	0.67	S	0.47
3	Ag	0.66	Te	0.37
4	Cd	0.46	W	0.29
5	Bi	0.27	Mo	0.23
6	Se	0.19	Hg	0.22
7	Pb	0.19	Re	0.18
8	Mn	0.14	Se	0.15
9	Mo	0.12	Cu	0.08
10	Cu	0.10	Pb	0.07

*with the exception of Hg which is digested by aqua regia

Without digressing too far into assay methodology, it is evident that elements correlate less to gold using multi-acid digestion. Sulfur is misleadingly high, as the majority of the samples are below detection limit. Mercury also correlates less in 2018, however it was digested separately with aqua regia. This may be due to some of the deeper gold-rich sulphide zones intersected in 2018 having very low Hg.

Combining this information with correlations to gold in trenching (Table 5), a pathfinder assemblage of Ag, Te, Hg +/- As, Mo, W, Pb, Cu is observed. This is a fairly generic gold signature which may indicate an orogenic model, but could also support intrusion-related based on the presence of Bi, Mo, W as well as base metals. However, there is no geological evidence of younger intrusions in the area (save for the small felsic porphyry seen in core) such as hornfels aureoles, contact metamorphic minerals, or skarn-style mineralization.

The Golden Saddle deposit bears many similarities but has been modelled as low sulphidation (LS) epithermal style gold mineralization (Arseneau, 2018). This may be the case at Lucky Strike; however, the low silver values (even in zones of high-grade gold), generally low base metal values, and lack of any sulphide mineral besides pyrite discourage the notion. That said, these assemblages may be vertically zoned so it cannot be ruled out without deeper drill holes.

Table 5: Comparison of 2018 trenching zones correlation to gold

2018 Trenching - Correlation to Gold by Zone								
	Monte Carlo (106 samples)		Belmont (405 samples)		Samson and Boss (327 samples)		Maverick (83 samples)	
Rank	**Element**	**Correlation**	**Element**	**Correlation**	**Element**	**Correlation**	**Element**	**Correlation**
	Au	1	Au	1	Au	1	Au	1
1	Ag	0.88	Ag	0.72	W	0.21	Ag	0.40
2	Te	0.70	Hg	0.27	Te	0.20	As	0.30
3	Hg	0.70	Mo	0.26	U	0.19	Bi	0.27
4	Mo	0.61	W	0.25	Bi	0.12	Fe	0.23
5	As	0.59	Cd	0.22	K	0.10	Se	0.20
6	Pb	0.51	Sb	0.13	Zr	0.06	Zn	0.18
7	U	0.61	Pb	0.12	Hf	0.06	P	0.14
8	Bi	0.36	As	0.13	Al	0.05	S	0.14
9	W	0.36	Te	0.12	Na	0.04	Mo	0.12
10	Li	0.28	Li	0.16	Sb	0.04	Sb	0.12

Based on geology, structure, mineralization and pathfinder elements, the closest analogue may be the near by Coffee Creek deposit; a shallow-level (epizonal) structurally-controlled orogenic gold deposit (Doerksen et al., 2016). Also bearing similarities to Coffee is the weathering profiles observed at Monte Carlo. Until 2018, virtually all gold mineralization at Monte Carlo has been found in oxidized, limonitic orthogneiss and typically relates to concentrations of limonitic, black pyrite. This oxide layer is the result of meteoric fluids percolating from the surface downwards through permeable structural corridors, likely the same structures related to gold mineralization. At Coffee this layer is common to depths of 200m, variable by zone (Doerksen et al., 2016).

The 2018 drill program marks the first time that a 'sulphide zone' has been reached in deeper drill holes. Holes DDLS-18-06 displayed less limonitization in the orthogneiss unit beginning around 100m vertical depth, with a hematitic transitional zone down to 120m. Fresh pyrite becomes more common around this area as well. Hole DDLS-18-10 showed a similar profile with a much wider hematitic transitional zone beginning around 80m vertical depth.

The high-grade gold zone intersected in DDLS-18-06 at 176.9m displayed up to 8% fresh pyrite and corresponds to a NW-trending chargeability anomaly identified in the IP surveys. The core of this anomaly was interpreted to be at 160m vertical depth in the vicinity of DDLS-18-06. It is possible the anomaly could be attributed to a lithological change to a chlorite schist at 140m; however, there was typically very little sulphide present in this unit. Although the mineralized high-grade zone was only ~8m thick, three factors support it being the source of the chargeable anomaly:

1. The high content of disseminated pyrite (especially relative to surrounding rock).
2. The fact that the 'core' was not properly intersected. This drill hole was designed from the results of the 2016 IP survey and inversions. When the data was incorporated with the results of the 2018 survey, it was discovered that there was a spatial discrepancy due to a georeferencing error and the core was moved ~75m NE along the line.
3. The anomaly is somewhat linear and continuous. The pyrite (and gold) mineralization in this silicified orthogneiss zone is not bound to quartz veining and appears to be more related to a fracture zone and broad, pervasive alteration (silicification and albitization). In fact, there is no quartz veining in this zone, except for that seen at depth in DDLS-18-10. Thus, it would not be subject to the irregular nature of pinching and swelling quartz veining and would give a more consistent geophysical signature.

Hole DDLS-18-10 was not targeting the anomaly as the 2018 IP survey was running concurrently as drilling, but also appears to clip the edge and has some higher grades associated with fresh pyrite at depth.

<u>Belmont</u>

Despite widespread gold-in-soil anomalies and visually prospective trenching results, gold mineralization at the Belmont Zone remains elusive. The lower section of LSTR-18-04 displayed >130m of quartz-carbonate stockwork with limonitic pyrite, but failed to deliver a significant gold intersection. One possible explanation for the lack of consistency of gold values (and general lack of gold) in this area is the competency contrast of the trench samples. Often in zones of quartz veining, a 2-4m section of the trench would have no competent rock which would then be followed by 2-6m of competent quartz and/or silicified orthogneiss. The likely cause of this is increased alteration in the bedrock hosting the quartz stockwork. Increased alteration would lead to faster erosion, leaving little competent host rock closer to surface and but more resistive quartz. And while the quartz may have low grade gold values, this altered bedrock could have more gold concentration that is not being properly represented in poorly competent trench samples. The other side to this coin is unintentional sampling bias to heavier, more resistive rock with higher grades rather than poorly competent, possibly unmineralized rock. This is the nature of this style of trench sampling in the saprolitic surface bedrock of the unglaciated Dawson Range. The only solution is drilling.

Another possibility is that past exploration is too far from the main structure. Airborne magnetics support a theory that the structure continues southeast through the topographic saddle ~300m southwest of the end of LSTR-18-04 (Figures 4 and 5). Surface geochemistry would be ineffective in this area due to the amount of overburden. It is also possible that there are no significant

secondary or tertiary structures from this, and mineralized fluids had no focused conduits, giving a more widespread, washed-out signature.

Boss and Samson

Boss and, to a lesser extent, Samson have received a considerable amount of focussed exploration in prior programs. The 2018 trenching program represents a final effort to find significant gold mineralization with traditional surface exploration methods. The explored LiDAR structures often did correlate to zones of increased hydrothermal activity, however these areas only returned low-grade gold anomalies. While isolated grabs can easily assay >3 g/t Au, when diluted with unmineralized host rock (schist and gneiss) trench intercepts become uneconomic.

As with Belmont, perhaps the zones are distally too far from the primary structures or there is too much structural deformation to give a focused mineralized zone. The main Lucky Strike structure is indicated by magnetics to be 1.6km to the southeast, however ridge and spur soil sampling in this area does not display anomalous gold values. A parallel, SE-trending creek valley 800m southwest of Boss does display anomalous gold-in-soil and may be a secondary structure similar to the Monte Carlo shear.

The base metal anomalous quartz-carbonate stockwork zone discovered in LSTR-18-10 is located on the boundary to a SE-trending, regional zone of higher magnetism. This assemblage of Pb-Zn-Ag-Mo-Ni-Co-Mn-Hg +/- Cd-Cu may relate to a nearby contact to a more mafic unit, or indicate proximity to an intrusion.

Maverick

Trenching at Maverick revealed significant gold grades associated with fault gouge, slickensides, quartz veining, and silicified sericite schist. The steep ridge line present likely represents more resistive rock. This could simply be a more silicious schist/gneiss or it could be increased hydrothermal activity bordering a shear structure similar to that at Monte Carlo. Sporadic gold-in-soil values show a weak trend splaying off to the northwest which may be the surface expression of such a structure. Also of note is the increased association of arsenic to gold; however there is not enough sampling data to make inferences from this.

12.0 CONCLUSIONS AND RECOMMENDATIONS

The 2018 exploration program at Lucky Strike was successful in further defining zones of mineralization and discovering areas of new potential. The 10-kilometer Lucky Strike gold trend continues to have potential to host a comparable deposit to nearby Coffee Creek or Golden Saddle.

Drilling and trenching at the Monte Carlo Zone has defined a mineralized strike length of 700m and a width of at least 250m. Soil sampling and rock grabs indicate a further strike length totalling 1300m. Mineralization is primarily hosted by orthogneiss unit bordering a significant shear zone. Pathfinder elements, geology, and structure indicate an orogenic model, similar to that of Coffee Creek.

Most mineralization to date at Monte Carlo has been discovered in a fractured oxide zone which penetrates to roughly 100m vertical depth. In 2018 two deep holes drilled beyond this oxide zone and intersected fresh sulphides which assayed higher gold grades. Hole DDLS-18-06 targeted a chargeable anomaly at depth which is offset, but parallel to the Monte Carlo shear. Clipping the edge of this anomaly yielded a silicified, albitized, pyrite-rich orthogneiss assaying 4.55 g/t over 7.6m. This chargeable anomaly is traceable for ~1.8km and shallows to the northwest before intersecting the Monte Carlo shear. Future diamond drilling should focus on drilling this chargeable anomaly along its entire strike length. It may be necessary to collar into the marble unit to the northeast, however this will also give further definition to the contact to the northeast dipping orthogneiss.

Drilling the oxide layer continues to yield irregular, but often broad low-mid grade gold intercepts. Structural orientations in core and LiDAR imagery indicate multiple directions of tertiary structures, including north-south, dipping west. Alternating drill azimuths should continue to be investigated in future programs, as well as the use of oriented core. That said, drilling normal to geology and the 330 degree azimuth shear is still a valid option. The entire orthogneiss unit at Monte Carlo should be systematically drilled to continue to define this mineralization.

Trenching at Belmont failed to yield a significant gold intercept. However, low-grade, broad gold intersections and the >130m quartz-carbonate stockwork zone present a compelling drill target. In addition, the large gold-in-soil footprint of the zone and it's proximity to Monte Carlo command further exploration. A ground IP survey should be conducted across the entire zone. This survey should attempt to close in the chargeable anomaly at the southeastern corner of the 2016 IP survey (northwest corner of Belmont). At least 2 lines should be run across the saddle southwest of LSTR-18-04 to investigate the continuation of either the Monte Carlo shear, or the larger Lucky Strike structure indicated by airborne magnetics. If a strong resistivity contrast similar to that at Monte Carlo is discovered, it may warrant some 'blind' drill holes, as surface exploration is impossible due to thick overburden.

Trenching at Boss and Samson targeted structures identified through LiDAR imagery and soil anomalies. While structures did correspond to zones of increased hydrothermal activity, gold grades were low and isolated. Due to the large amount of prior exploration in this area, no further surface exploration in the immediate vicinity is recommended. While priority should be given to Belmont, an IP survey may indicate a significant structure, or a deeper, chargeable sulphide zone. The IP survey and additional soil sampling and prospecting should cover the creek valley 800m southwest of Boss to investigate the presence of a SE-trending mineralized structure.

Trenching at the Maverick zone revealed significant gold grades related to shearing and hydrothermal activity. In addition to the 16m interval at the center of the trench, low grade gold values were returned from both ends of the trench. Due to the topographic challenges of the area, it is unlikely that further trenching is possible in the immediate vicinity. An IP survey would likely help define the trend of this shear structure. Failing that, two diamond drill holes in the vicinity of the trench would indicate if there are economic gold grades present. Further prospecting should be done northwest of the trench, particularly in the areas of anomalous gold-in-soil.

Outside of the outlined 10-kilometer Lucky Strike gold trend, large portions of the property remain unexplored. Conventional ridge-and-spur soil sampling should be done on all unexplored ground (particularly southeast of the Brew Property) and follow-up grid soil sampling and prospecting should be done on existing isolated anomalies.

REFERENCES

Arseneau, G. 2018**. Independent Mineral Resource Estimate for the White Gold Project, Dawson Range, Yukon, Canada.** Arseneau Consulting Services Inc., April 15, 2018.

Bailey L. A., 2013. **Late Jurassic Fault-Hosted Gold Mineralization of the Golden Saddle Deposit, White Gold District, Yukon Territory.** MSc Thesis. University of British Columbia, Vancouver, BC.

Doerksen, G., Pilotto, D., McLeod, K., Sim, R., Levy, M., Sharp, T., Smith, M.E., Kappes, D.W. 2016. **NI 43-101 Feasibility Study Technical Report for the Coffee Gold Project, Yukon Territory, Canada.** JDS Energy & Mining Inc., Vancouver, BC. Report Date: February 18, 2016.

Duk-Rodkin, 2001. **Glacial Limits of Stewart River, Yukon Territory (115-O&N)** (Open file 3801, scale 1:250,000, Geological Survey of Canada).

Jones, C. 2016. **Technical Report, 2016 Surface Exploration Report on the Lucky Strike Property, White Gold District** (Assessment report # 097177)

Mac Gearailt, D. 2011. **Technical Report, Report on the Lucky Strike Property, 2011 prospecting and sampling program, White Gold District** (Assessment report # 096089)

Mac Gearailt, D. 2013. **Technical Report, Surface Exploration Program on the Lucky Strike Project, White Gold District** (Assessment report # 096557)

Mac Gearailt, D. 2014. **Technical Report, Surface Exploration Program on the Lucky Strike Project, White Gold District** (Assessment report # 096820)

Mac Gearailt, D. 2015. **Technical Report, Surface Exploration Program on the Lucky Strike Project, White Gold District** (Assessment report # 096879)

McQueen S.B., 2009. **Geochemical Report on the Golden Fox Project** (Assessment report # 096089)

Pautler J. and Shahkar A., 2014. **NI 43-101 Technical Report on the QV Project White Gold District, Yukon Territory.**

Ryan, J.J., and S. P., Gordey, 2005. **Geology of the Stewart River area (115-N, 115-O and part of 115-J). Yukon Territory** (Open file 4970, scale 1:250,000, Yukon Geological Survey).

Schultze, C. 2017. **Technical Report, 2017 Assessment Report on the Lucky Strike Property, Yukon Territory, Canada** (Assessment report # 097122)

Vivian, G., White, D. and Robinson, J. 2011. **Technical Report Au, Lucky, and Strike Claims, Yukon Territory, Canada.**

STATEMENT OF EXPENDITURES

Costs associated with the 2018 Lucky Strike work program
Worked from June 9th, 2018 to August 30th, 2018

DRILLING	Kluane Drilling (1359.71 m)	by invoice	$180,986.62
IP SURVEY	Aurora Geosciences (8.2 line km)	by invoice	$52,426.50
ASSAYS	Drill assays	$44.30*1459 samples	$64,633.70
	Trenching assays	$44.30*980 samples	$43,414.00
REPORT	assessment report		$5,000.00
	TOTAL		**$346,460.82**

CERTIFICATE OF QUALIFICATIONS

I, Daniel Ferraro, of PO Box 1485 Dawson City, Yukon, Canada, certify that:

1. I am a graduate of Lakehead University, 2008, and a hold an H. B.Sc. Geology degree.
2. I am an independent geological consultant.
3. I am a member of the Ontario Prospectors Association (2010).
4. I have been employed as a geological assistant for the Ontario Geological Survey and the Geological Survey of Canada during the summers of, respectively, 2006 and 2007.
5. I have been working in the mineral exploration industry since 2008 consulting for Pacific North West Capital Corporation, East West Resources Corporation, Rainy Mountain Royalty Corporation, Black Panther Mining Corporation, White Tiger Mining Corporation, Trillium North Minerals Ltd., Nebu Resources Inc., Canoe Mining Ventures Corp., Harte Gold Corp., Goldstrike Resources Ltd., Goldspike Exploration Inc., Nevada Zinc Corp., and Luckystrike Resources Ltd.
6. This report was prepared by myself.
7. I have no personal knowledge from the date of this certificate of any material fact or change not reflected in this report.

Date: Jan 25, 2018

Daniel Ferraro, HBSc.

Appendix I: List of Claims

Claim Name	Claim Number	Grant Number	Owner	Status	Expiry Date	District
AB	1	YF04801	Goldstrike Resources Ltd. - 100%	Active	2025-10-02	Dawson
AB	2	YF04802	Goldstrike Resources Ltd. - 100%	Active	2025-10-02	Dawson
AB	3	YF04803	Goldstrike Resources Ltd. - 100%	Active	2025-10-02	Dawson
AB	4	YF04804	Goldstrike Resources Ltd. - 100%	Active	2025-10-02	Dawson
AB	5	YF04805	Goldstrike Resources Ltd. - 100%	Active	2025-10-02	Dawson
AB	6	YF04806	Goldstrike Resources Ltd. - 100%	Active	2025-10-02	Dawson
AB	8	YF04808	Goldstrike Resources Ltd. - 100%	Active	2025-10-02	Dawson
AB	9	YF04809	Goldstrike Resources Ltd. - 100%	Active	2025-10-02	Dawson
AB	10	YF04810	Goldstrike Resources Ltd. - 100%	Active	2025-10-02	Dawson
AB	11	YF04811	Goldstrike Resources Ltd. - 100%	Active	2025-10-02	Dawson
AB	12	YF04812	Goldstrike Resources Ltd. - 100%	Active	2025-10-02	Dawson
AB	13	YF04813	Goldstrike Resources Ltd. - 100%	Active	2025-10-02	Dawson
AB	14	YF04814	Goldstrike Resources Ltd. - 100%	Active	2025-10-02	Dawson
AB	15	YF04815	Goldstrike Resources Ltd. - 100%	Active	2025-10-02	Dawson
AB	16	YF04816	Goldstrike Resources Ltd. - 100%	Active	2025-10-02	Dawson
AB	17	YF04817	Goldstrike Resources Ltd. - 100%	Active	2025-10-02	Dawson
AB	18	YF04818	Goldstrike Resources Ltd. - 100%	Active	2025-10-02	Dawson
AB	19	YD155599	Goldstrike Resources Ltd. - 100%	Active	2029-05-09	Dawson
AB	20	YD155600	Goldstrike Resources Ltd. - 100%	Active	2029-05-09	Dawson
AB	21	YF04821	Goldstrike Resources Ltd. - 100%	Active	2025-10-02	Dawson
AB	22	YF04822	Goldstrike Resources Ltd. - 100%	Active	2025-10-02	Dawson
AB	23	YF04823	Goldstrike Resources Ltd. - 100%	Active	2025-10-02	Dawson
AB	24	YF04824	Goldstrike Resources Ltd. - 100%	Active	2025-10-02	Dawson
AB	25	YF04825	Goldstrike Resources Ltd. - 100%	Active	2025-10-02	Dawson
AB	26	YF04826	Goldstrike Resources Ltd. - 100%	Active	2025-10-02	Dawson
AB	27	YF04827	Goldstrike Resources Ltd. - 100%	Active	2025-10-02	Dawson
AB	28	YF04828	Goldstrike Resources Ltd. - 100%	Active	2025-10-02	Dawson
AB	29	YF04829	Goldstrike Resources Ltd. - 100%	Active	2025-10-02	Dawson
AB	30	YF04830	Goldstrike Resources Ltd. - 100%	Active	2025-10-02	Dawson
AB	31	YF04831	Goldstrike Resources Ltd. - 100%	Active	2025-10-02	Dawson
AB	32	YF04832	Goldstrike Resources Ltd. - 100%	Active	2025-10-02	Dawson
AB	33	YD155593	Goldstrike Resources Ltd. - 100%	Active	2029-05-09	Dawson
AB	34	YF46604	Goldstrike Resources Ltd. - 100%	Active	2029-05-09	Dawson
AB	35	YF46605	Goldstrike Resources Ltd. - 100%	Active	2029-05-09	Dawson
AB	36	YF46606	Goldstrike Resources Ltd. - 100%	Active	2029-05-09	Dawson
AB	37	YF46607	Goldstrike Resources Ltd. - 100%	Active	2029-05-09	Dawson
AB	38	YF46608	Goldstrike Resources Ltd. - 100%	Active	2029-05-09	Dawson
AB	39	YF46609	Goldstrike Resources Ltd. - 100%	Active	2029-05-09	Dawson
AB	40	YF46610	Goldstrike Resources Ltd. - 100%	Active	2029-05-09	Dawson
AB	41	YF46611	Goldstrike Resources Ltd. - 100%	Active	2029-05-09	Dawson
AB	42	YF46612	Goldstrike Resources Ltd. - 100%	Active	2029-05-09	Dawson
AB	43	YF04703	Goldstrike Resources Ltd. - 100%	Active	2029-05-09	Dawson
AB	44	YF04704	Goldstrike Resources Ltd. - 100%	Active	2029-05-09	Dawson
AB	45	YF04705	Goldstrike Resources Ltd. - 100%	Active	2029-05-09	Dawson
AB	46	YF04706	Goldstrike Resources Ltd. - 100%	Active	2029-05-09	Dawson

Claim Name	Claim Number	Grant Number	Owner	Status	Expiry Date	District
AB	47	YF04707	Goldstrike Resources Ltd. - 100%	Active	2029-05-09	Dawson
AB	48	YF04708	Goldstrike Resources Ltd. - 100%	Active	2029-05-09	Dawson
AB	49	YF04709	Goldstrike Resources Ltd. - 100%	Active	2029-05-09	Dawson
AB	50	YF04710	Goldstrike Resources Ltd. - 100%	Active	2029-05-09	Dawson
AB	51	YF04711	Goldstrike Resources Ltd. - 100%	Active	2029-05-09	Dawson
AB	52	YF04712	Goldstrike Resources Ltd. - 100%	Active	2029-05-09	Dawson
AB	53	YF04713	Goldstrike Resources Ltd. - 100%	Active	2029-05-09	Dawson
AB	54	YF04714	Goldstrike Resources Ltd. - 100%	Active	2029-05-09	Dawson
AB	55	YF04715	Goldstrike Resources Ltd. - 100%	Active	2029-05-09	Dawson
AB	56	YF04716	Goldstrike Resources Ltd. - 100%	Active	2029-05-09	Dawson
AB	57	YF04717	Goldstrike Resources Ltd. - 100%	Active	2029-05-09	Dawson
AB	58	YF04718	Goldstrike Resources Ltd. - 100%	Active	2029-05-09	Dawson
AB	59	YF04719	Goldstrike Resources Ltd. - 100%	Active	2029-05-09	Dawson
AB	60	YF04720	Goldstrike Resources Ltd. - 100%	Active	2029-05-09	Dawson
AB	61	YF04721	Goldstrike Resources Ltd. - 100%	Active	2029-05-09	Dawson
AB	62	YF04722	Goldstrike Resources Ltd. - 100%	Active	2029-05-09	Dawson
AU	89	YC98689	Cloudbreak Resources Ltd - 100%	Active	2035-12-18	Dawson
AU	90	YC98690	Cloudbreak Resources Ltd - 100%	Active	2035-12-18	Dawson
AU	91	YC98691	Cloudbreak Resources Ltd - 100%	Active	2035-12-18	Dawson
AU	92	YC98692	Cloudbreak Resources Ltd - 100%	Active	2035-12-18	Dawson
AU	93	YC98693	Cloudbreak Resources Ltd - 100%	Active	2035-12-18	Dawson
AU	94	YC98694	Cloudbreak Resources Ltd - 100%	Active	2035-12-18	Dawson
AU	95	YC98695	Cloudbreak Resources Ltd - 100%	Active	2035-12-18	Dawson
AU	96	YC98696	Cloudbreak Resources Ltd - 100%	Active	2035-12-18	Dawson
AU	97	YC98697	Cloudbreak Resources Ltd - 100%	Active	2035-12-18	Dawson
AU	98	YC98698	Cloudbreak Resources Ltd - 100%	Active	2035-12-18	Dawson
AU	99	YC98699	Cloudbreak Resources Ltd - 100%	Active	2035-12-18	Dawson
AU	100	YC98700	Cloudbreak Resources Ltd - 100%	Active	2035-12-18	Dawson
AU	101	YC98801	Cloudbreak Resources Ltd - 100%	Active	2035-12-18	Dawson
AU	102	YC98802	Cloudbreak Resources Ltd - 100%	Active	2035-12-18	Dawson
AU	103	YC98803	Cloudbreak Resources Ltd - 100%	Active	2035-12-18	Dawson
AU	104	YC98804	Cloudbreak Resources Ltd - 100%	Active	2035-12-18	Dawson
AU	105	YC98805	Cloudbreak Resources Ltd - 100%	Active	2035-12-18	Dawson
AU	106	YC98806	Cloudbreak Resources Ltd - 100%	Active	2035-12-18	Dawson
AU	107	YC98807	Cloudbreak Resources Ltd - 100%	Active	2035-12-18	Dawson
AU	108	YC98808	Cloudbreak Resources Ltd - 100%	Active	2035-12-18	Dawson
AU	109	YC98809	Cloudbreak Resources Ltd - 100%	Active	2035-12-18	Dawson
AU	110	YC98810	Cloudbreak Resources Ltd - 100%	Active	2035-12-18	Dawson
AU	111	YC98811	Cloudbreak Resources Ltd - 100%	Active	2035-12-18	Dawson
AU	112	YC98812	Cloudbreak Resources Ltd - 100%	Active	2035-12-18	Dawson
AU	113	YC98813	Cloudbreak Resources Ltd - 100%	Active	2035-12-18	Dawson
AU	114	YC98814	Cloudbreak Resources Ltd - 100%	Active	2035-12-18	Dawson
AU	115	YC98815	Cloudbreak Resources Ltd - 100%	Active	2035-12-18	Dawson
AU	116	YC98816	Cloudbreak Resources Ltd - 100%	Active	2035-12-18	Dawson
L	1	YF04901	Goldstrike Resources Ltd. - 100%	Pending	2029-06-10	Dawson

Claim Name	Claim Number	Grant Number	Owner	Status	Expiry Date	District
L	2	YF04902	Goldstrike Resources Ltd. - 100%	Pending	2029-06-10	Dawson
L	3	YF04903	Goldstrike Resources Ltd. - 100%	Pending	2029-06-10	Dawson
L	4	YF04904	Goldstrike Resources Ltd. - 100%	Pending	2029-06-10	Dawson
L	5	YF04905	Goldstrike Resources Ltd. - 100%	Pending	2029-06-10	Dawson
L	6	YF04906	Goldstrike Resources Ltd. - 100%	Pending	2029-06-10	Dawson
L	7	YF04907	Goldstrike Resources Ltd. - 100%	Pending	2029-06-10	Dawson
L	8	YF04908	Goldstrike Resources Ltd. - 100%	Pending	2029-06-10	Dawson
L	9	YF04909	Goldstrike Resources Ltd. - 100%	Pending	2029-06-10	Dawson
L	10	YF04910	Goldstrike Resources Ltd. - 100%	Pending	2029-06-10	Dawson
L	11	YF04911	Goldstrike Resources Ltd. - 100%	Pending	2029-06-10	Dawson
L	12	YF04912	Goldstrike Resources Ltd. - 100%	Pending	2029-06-10	Dawson
L	13	YF04913	Goldstrike Resources Ltd. - 100%	Pending	2029-06-10	Dawson
L	14	YF04914	Goldstrike Resources Ltd. - 100%	Pending	2029-06-10	Dawson
L	15	YF04915	Goldstrike Resources Ltd. - 100%	Pending	2029-06-10	Dawson
L	16	YF04916	Goldstrike Resources Ltd. - 100%	Pending	2029-06-10	Dawson
L	17	YF04917	Goldstrike Resources Ltd. - 100%	Pending	2029-06-10	Dawson
L	18	YF04918	Goldstrike Resources Ltd. - 100%	Pending	2029-06-10	Dawson
L	19	YF04919	Goldstrike Resources Ltd. - 100%	Pending	2029-06-10	Dawson
L	20	YF04920	Goldstrike Resources Ltd. - 100%	Pending	2029-06-10	Dawson
L	21	YF04921	Goldstrike Resources Ltd. - 100%	Pending	2029-06-10	Dawson
L	22	YF04922	Goldstrike Resources Ltd. - 100%	Pending	2029-06-10	Dawson
L	23	YF04923	Goldstrike Resources Ltd. - 100%	Pending	2029-06-10	Dawson
L	24	YF04924	Goldstrike Resources Ltd. - 100%	Pending	2029-06-10	Dawson
L	25	YF04925	Goldstrike Resources Ltd. - 100%	Pending	2029-06-10	Dawson
L	26	YF04926	Goldstrike Resources Ltd. - 100%	Pending	2029-06-10	Dawson
L	27	YF04927	Goldstrike Resources Ltd. - 100%	Pending	2029-06-10	Dawson
L	28	YF04928	Goldstrike Resources Ltd. - 100%	Pending	2029-06-10	Dawson
L	29	YF04929	Goldstrike Resources Ltd. - 100%	Pending	2029-06-10	Dawson
L	30	YF04930	Goldstrike Resources Ltd. - 100%	Pending	2029-06-10	Dawson
L	31	YF04931	Goldstrike Resources Ltd. - 100%	Pending	2029-06-10	Dawson
L	32	YF04932	Goldstrike Resources Ltd. - 100%	Pending	2029-06-10	Dawson
L	33	YF04933	Goldstrike Resources Ltd. - 100%	Pending	2029-06-10	Dawson
L	34	YF04934	Goldstrike Resources Ltd. - 100%	Pending	2029-06-10	Dawson
L	35	YF04935	Goldstrike Resources Ltd. - 100%	Pending	2029-06-10	Dawson
L	36	YF04936	Goldstrike Resources Ltd. - 100%	Pending	2029-06-10	Dawson
L	37	YF04937	Goldstrike Resources Ltd. - 100%	Pending	2029-06-10	Dawson
L	38	YF04938	Goldstrike Resources Ltd. - 100%	Pending	2029-06-10	Dawson
L	39	YF04939	Goldstrike Resources Ltd. - 100%	Pending	2029-06-10	Dawson
L	40	YF04940	Goldstrike Resources Ltd. - 100%	Pending	2029-06-10	Dawson
L	41	YF04941	Goldstrike Resources Ltd. - 100%	Pending	2029-06-10	Dawson
L	42	YF04942	Goldstrike Resources Ltd. - 100%	Pending	2029-06-10	Dawson
L	43	YF04943	Goldstrike Resources Ltd. - 100%	Pending	2029-06-10	Dawson
L	44	YF04944	Goldstrike Resources Ltd. - 100%	Pending	2029-06-10	Dawson
L	45	YF04945	Goldstrike Resources Ltd. - 100%	Pending	2029-06-10	Dawson
L	46	YF04946	Goldstrike Resources Ltd. - 100%	Pending	2029-06-10	Dawson

Claim Name	Claim Number	Grant Number	Owner	Status	Expiry Date	District
L	47	YF04947	Goldstrike Resources Ltd. - 100%	Pending	2029-06-10	Dawson
L	48	YF04948	Goldstrike Resources Ltd. - 100%	Pending	2029-06-10	Dawson
L	49	YF04949	Goldstrike Resources Ltd. - 100%	Pending	2029-06-10	Dawson
L	50	YF04950	Goldstrike Resources Ltd. - 100%	Pending	2029-06-10	Dawson
L	51	YF04951	Goldstrike Resources Ltd. - 100%	Pending	2029-06-10	Dawson
L	52	YF04952	Goldstrike Resources Ltd. - 100%	Pending	2029-06-10	Dawson
L	53	YF04953	Goldstrike Resources Ltd. - 100%	Pending	2029-06-10	Dawson
L	54	YF04954	Goldstrike Resources Ltd. - 100%	Pending	2029-06-10	Dawson
L	55	YF04955	Goldstrike Resources Ltd. - 100%	Pending	2029-06-10	Dawson
L	56	YF04956	Goldstrike Resources Ltd. - 100%	Pending	2029-06-10	Dawson
L	57	YF04957	Goldstrike Resources Ltd. - 100%	Pending	2029-06-10	Dawson
L	58	YF04958	Goldstrike Resources Ltd. - 100%	Pending	2029-06-10	Dawson
L	59	YF04959	Goldstrike Resources Ltd. - 100%	Pending	2029-06-10	Dawson
L	60	YF04960	Goldstrike Resources Ltd. - 100%	Pending	2029-06-10	Dawson
L	61	YF04961	Goldstrike Resources Ltd. - 100%	Pending	2029-06-10	Dawson
L	62	YF04962	Goldstrike Resources Ltd. - 100%	Pending	2029-06-10	Dawson
L	63	YF04963	Goldstrike Resources Ltd. - 100%	Pending	2029-06-10	Dawson
L	64	YF04964	Goldstrike Resources Ltd. - 100%	Pending	2029-06-10	Dawson
L	65	YF04965	Goldstrike Resources Ltd. - 100%	Pending	2029-06-10	Dawson
L	66	YF04966	Goldstrike Resources Ltd. - 100%	Pending	2029-06-10	Dawson
L	67	YF04967	Goldstrike Resources Ltd. - 100%	Pending	2029-06-10	Dawson
L	68	YF04968	Goldstrike Resources Ltd. - 100%	Pending	2029-06-10	Dawson
L	69	YF04969	Goldstrike Resources Ltd. - 100%	Pending	2029-06-10	Dawson
L	70	YF04970	Goldstrike Resources Ltd. - 100%	Pending	2029-06-10	Dawson
L	71	YF04971	Goldstrike Resources Ltd. - 100%	Pending	2029-06-10	Dawson
L	72	YF04972	Goldstrike Resources Ltd. - 100%	Pending	2029-06-10	Dawson
L	73	YF04973	Goldstrike Resources Ltd. - 100%	Pending	2029-06-10	Dawson
L	74	YF04974	Goldstrike Resources Ltd. - 100%	Pending	2029-06-10	Dawson
L	75	YF04975	Goldstrike Resources Ltd. - 100%	Pending	2029-06-10	Dawson
L	76	YF04976	Goldstrike Resources Ltd. - 100%	Pending	2029-06-10	Dawson
L	77	YF04977	Goldstrike Resources Ltd. - 100%	Pending	2029-06-10	Dawson
L	78	YF04978	Goldstrike Resources Ltd. - 100%	Pending	2029-06-10	Dawson
L	79	YF04979	Goldstrike Resources Ltd. - 100%	Pending	2029-06-10	Dawson
L	80	YF04980	Goldstrike Resources Ltd. - 100%	Pending	2029-06-10	Dawson
L	81	YF04981	Goldstrike Resources Ltd. - 100%	Pending	2029-06-10	Dawson
L	82	YF04982	Goldstrike Resources Ltd. - 100%	Pending	2029-06-10	Dawson
L	83	YF04983	Goldstrike Resources Ltd. - 100%	Pending	2029-06-10	Dawson
L	84	YF04984	Goldstrike Resources Ltd. - 100%	Pending	2029-06-10	Dawson
L	85	YF04985	Goldstrike Resources Ltd. - 100%	Pending	2029-06-10	Dawson
L	86	YF04986	Goldstrike Resources Ltd. - 100%	Pending	2029-06-10	Dawson
L	87	YF04987	Goldstrike Resources Ltd. - 100%	Pending	2029-06-10	Dawson
L	88	YF04988	Goldstrike Resources Ltd. - 100%	Pending	2029-06-10	Dawson
L	89	YF04989	Goldstrike Resources Ltd. - 100%	Pending	2029-06-10	Dawson
L	90	YF04990	Goldstrike Resources Ltd. - 100%	Pending	2029-06-10	Dawson
L	91	YF04991	Goldstrike Resources Ltd. - 100%	Pending	2029-06-10	Dawson

Claim Name	Claim Number	Grant Number	Owner	Status	Expiry Date	District
L	92	YF04992	Goldstrike Resources Ltd. - 100%	Pending	2029-06-10	Dawson
L	93	YF04993	Goldstrike Resources Ltd. - 100%	Pending	2029-06-10	Dawson
L	94	YF04994	Goldstrike Resources Ltd. - 100%	Pending	2029-06-10	Dawson
L	95	YF04995	Goldstrike Resources Ltd. - 100%	Pending	2029-06-10	Dawson
L	96	YF04996	Goldstrike Resources Ltd. - 100%	Pending	2029-06-10	Dawson
L	97	YF04997	Goldstrike Resources Ltd. - 100%	Pending	2029-06-10	Dawson
L	98	YF04998	Goldstrike Resources Ltd. - 100%	Pending	2029-06-10	Dawson
L	99	YF04999	Goldstrike Resources Ltd. - 100%	Pending	2029-06-10	Dawson
L	100	YF05000	Goldstrike Resources Ltd. - 100%	Pending	2029-06-10	Dawson
L	101	YE78601	Goldstrike Resources Ltd. - 100%	Pending	2029-06-10	Dawson
L	102	YE78602	Goldstrike Resources Ltd. - 100%	Pending	2029-06-10	Dawson
L	103	YE78603	Goldstrike Resources Ltd. - 100%	Pending	2029-06-10	Dawson
L	104	YE78604	Goldstrike Resources Ltd. - 100%	Pending	2029-06-10	Dawson
L	105	YE78605	Goldstrike Resources Ltd. - 100%	Pending	2029-06-10	Dawson
L	106	YE78606	Goldstrike Resources Ltd. - 100%	Pending	2029-06-10	Dawson
L	107	YE78607	Goldstrike Resources Ltd. - 100%	Pending	2029-06-10	Dawson
L	108	YE78608	Goldstrike Resources Ltd. - 100%	Pending	2029-06-10	Dawson
L	109	YE78609	Goldstrike Resources Ltd. - 100%	Pending	2029-06-10	Dawson
L	110	YE78610	Goldstrike Resources Ltd. - 100%	Pending	2029-06-10	Dawson
L	111	YE78611	Goldstrike Resources Ltd. - 100%	Pending	2029-06-10	Dawson
L	112	YE78612	Goldstrike Resources Ltd. - 100%	Pending	2029-06-10	Dawson
L	113	YE78613	Goldstrike Resources Ltd. - 100%	Pending	2029-06-10	Dawson
L	114	YE78614	Goldstrike Resources Ltd. - 100%	Pending	2029-06-10	Dawson
L	115	YE78615	Goldstrike Resources Ltd. - 100%	Pending	2029-06-10	Dawson
L	116	YE78616	Goldstrike Resources Ltd. - 100%	Pending	2029-06-10	Dawson
L	117	YE78617	Goldstrike Resources Ltd. - 100%	Pending	2029-06-10	Dawson
L	118	YE78618	Goldstrike Resources Ltd. - 100%	Pending	2029-06-10	Dawson
L	119	YE78619	Goldstrike Resources Ltd. - 100%	Pending	2029-06-10	Dawson
L	120	YE78620	Goldstrike Resources Ltd. - 100%	Pending	2029-06-10	Dawson
L	121	YE78621	Goldstrike Resources Ltd. - 100%	Pending	2029-06-10	Dawson
L	122	YE78622	Goldstrike Resources Ltd. - 100%	Pending	2029-06-10	Dawson
L	123	YE78623	Goldstrike Resources Ltd. - 100%	Pending	2029-06-10	Dawson
L	124	YE78624	Goldstrike Resources Ltd. - 100%	Pending	2029-06-10	Dawson
L	125	YE78625	Goldstrike Resources Ltd. - 100%	Pending	2029-06-10	Dawson
L	126	YE78626	Goldstrike Resources Ltd. - 100%	Pending	2029-06-10	Dawson
L	127	YE78627	Goldstrike Resources Ltd. - 100%	Pending	2029-06-10	Dawson
L	128	YE78628	Goldstrike Resources Ltd. - 100%	Pending	2029-06-10	Dawson
L	129	YE78629	Goldstrike Resources Ltd. - 100%	Pending	2029-06-10	Dawson
L	130	YE78630	Goldstrike Resources Ltd. - 100%	Pending	2029-06-10	Dawson
L	131	YE78631	Goldstrike Resources Ltd. - 100%	Pending	2029-06-10	Dawson
L	132	YE78632	Goldstrike Resources Ltd. - 100%	Pending	2029-06-10	Dawson
L	133	YE78633	Goldstrike Resources Ltd. - 100%	Pending	2029-06-10	Dawson
L	134	YE78634	Goldstrike Resources Ltd. - 100%	Pending	2029-06-10	Dawson
L	135	YE78635	Goldstrike Resources Ltd. - 100%	Pending	2029-06-10	Dawson
L	136	YE78636	Goldstrike Resources Ltd. - 100%	Pending	2029-06-10	Dawson

Claim Name	Claim Number	Grant Number	Owner	Status	Expiry Date	District
L	137	YE78637	Goldstrike Resources Ltd. - 100%	Pending	2029-06-10	Dawson
L	138	YE78638	Goldstrike Resources Ltd. - 100%	Pending	2029-06-10	Dawson
L	139	YE78639	Goldstrike Resources Ltd. - 100%	Pending	2029-06-10	Dawson
L	140	YE78640	Goldstrike Resources Ltd. - 100%	Pending	2029-06-10	Dawson
L	141	YE78641	Goldstrike Resources Ltd. - 100%	Pending	2029-06-10	Dawson
L	142	YE78642	Goldstrike Resources Ltd. - 100%	Pending	2029-06-10	Dawson
L	143	YE78643	Goldstrike Resources Ltd. - 100%	Pending	2029-06-10	Dawson
L	144	YE78644	Goldstrike Resources Ltd. - 100%	Pending	2029-06-10	Dawson
L	145	YE78645	Goldstrike Resources Ltd. - 100%	Pending	2029-06-10	Dawson
L	146	YE78646	Goldstrike Resources Ltd. - 100%	Pending	2029-06-10	Dawson
L	147	YE78647	Goldstrike Resources Ltd. - 100%	Pending	2029-06-10	Dawson
L	148	YE78648	Goldstrike Resources Ltd. - 100%	Pending	2029-06-10	Dawson
L	149	YE78649	Goldstrike Resources Ltd. - 100%	Pending	2029-06-10	Dawson
L	150	YE78650	Goldstrike Resources Ltd. - 100%	Pending	2029-06-10	Dawson
L	151	YE78651	Goldstrike Resources Ltd. - 100%	Pending	2029-06-10	Dawson
L	152	YE78652	Goldstrike Resources Ltd. - 100%	Pending	2029-06-10	Dawson
L	153	YE78653	Goldstrike Resources Ltd. - 100%	Pending	2029-06-10	Dawson
L	154	YE78654	Goldstrike Resources Ltd. - 100%	Pending	2029-06-10	Dawson
L	155	YE78655	Goldstrike Resources Ltd. - 100%	Pending	2029-06-10	Dawson
L	156	YE78656	Goldstrike Resources Ltd. - 100%	Pending	2029-06-10	Dawson
L	157	YE78657	Goldstrike Resources Ltd. - 100%	Pending	2029-06-10	Dawson
L	158	YE78658	Goldstrike Resources Ltd. - 100%	Pending	2029-06-10	Dawson
L	159	YE78659	Goldstrike Resources Ltd. - 100%	Pending	2029-06-10	Dawson
L	160	YE78660	Goldstrike Resources Ltd. - 100%	Pending	2029-06-10	Dawson
L	161	YE78661	Goldstrike Resources Ltd. - 100%	Pending	2029-06-10	Dawson
L	162	YE78662	Goldstrike Resources Ltd. - 100%	Pending	2029-06-10	Dawson
L	163	YE78663	Goldstrike Resources Ltd. - 100%	Pending	2029-06-10	Dawson
L	164	YE78664	Goldstrike Resources Ltd. - 100%	Pending	2029-06-10	Dawson
L	165	YE78665	Goldstrike Resources Ltd. - 100%	Pending	2029-06-10	Dawson
L	166	YE78666	Goldstrike Resources Ltd. - 100%	Pending	2029-06-10	Dawson
L	167	YE78667	Goldstrike Resources Ltd. - 100%	Pending	2029-06-10	Dawson
L	168	YE78668	Goldstrike Resources Ltd. - 100%	Pending	2029-06-10	Dawson
L	169	YE78669	Goldstrike Resources Ltd. - 100%	Pending	2029-06-10	Dawson
L	170	YE78670	Goldstrike Resources Ltd. - 100%	Pending	2029-06-10	Dawson
L	171	YE78671	Goldstrike Resources Ltd. - 100%	Pending	2029-06-10	Dawson
L	172	YE78672	Goldstrike Resources Ltd. - 100%	Pending	2029-06-10	Dawson
L	173	YE78673	Goldstrike Resources Ltd. - 100%	Pending	2029-06-10	Dawson
L	174	YE78674	Goldstrike Resources Ltd. - 100%	Pending	2029-06-10	Dawson
L	175	YE78675	Goldstrike Resources Ltd. - 100%	Pending	2029-06-10	Dawson
L	176	YE78676	Goldstrike Resources Ltd. - 100%	Pending	2029-06-10	Dawson
L	177	YE78677	Goldstrike Resources Ltd. - 100%	Pending	2029-06-10	Dawson
L	178	YE78678	Goldstrike Resources Ltd. - 100%	Pending	2029-06-10	Dawson
L	179	YE78679	Goldstrike Resources Ltd. - 100%	Pending	2029-06-10	Dawson
L	180	YE78680	Goldstrike Resources Ltd. - 100%	Pending	2029-06-10	Dawson
L	181	YE78681	Goldstrike Resources Ltd. - 100%	Pending	2029-06-10	Dawson

Claim Name	Claim Number	Grant Number	Owner	Status	Expiry Date	District
L	183	YE78683	Goldstrike Resources Ltd. - 100%	Pending	2029-06-10	Dawson
L	184	YE78684	Goldstrike Resources Ltd. - 100%	Pending	2029-06-10	Dawson
L	185	YE78685	Goldstrike Resources Ltd. - 100%	Pending	2029-06-10	Dawson
L	186	YE78686	Goldstrike Resources Ltd. - 100%	Pending	2029-06-10	Dawson
L	187	YE78687	Goldstrike Resources Ltd. - 100%	Pending	2029-06-10	Dawson
L	188	YE78688	Goldstrike Resources Ltd. - 100%	Pending	2029-06-10	Dawson
L	189	YE78689	Goldstrike Resources Ltd. - 100%	Pending	2029-06-10	Dawson
L	190	YE78690	Goldstrike Resources Ltd. - 100%	Pending	2029-06-10	Dawson
L	191	YE78691	Goldstrike Resources Ltd. - 100%	Pending	2029-06-10	Dawson
L	192	YE78692	Goldstrike Resources Ltd. - 100%	Pending	2029-06-10	Dawson
L	193	YE78693	Goldstrike Resources Ltd. - 100%	Pending	2029-06-10	Dawson
L	194	YE78694	Goldstrike Resources Ltd. - 100%	Pending	2029-06-10	Dawson
L	195	YE78695	Goldstrike Resources Ltd. - 100%	Pending	2029-06-10	Dawson
L	196	YE78696	Goldstrike Resources Ltd. - 100%	Pending	2029-06-10	Dawson
L	197	YE78697	Goldstrike Resources Ltd. - 100%	Pending	2029-06-10	Dawson
L	198	YE78698	Goldstrike Resources Ltd. - 100%	Pending	2029-06-10	Dawson
L	199	YE78699	Goldstrike Resources Ltd. - 100%	Pending	2029-06-10	Dawson
L	200	YE78700	Goldstrike Resources Ltd. - 100%	Pending	2029-06-10	Dawson
LS	1	YF06601	Goldstrike Resources Ltd. - 100%	Active	2025-10-04	Dawson
LS	2	YF06602	Goldstrike Resources Ltd. - 100%	Active	2025-10-04	Dawson
LS	3	YF06603	Goldstrike Resources Ltd. - 100%	Active	2025-10-04	Dawson
LS	4	YF06604	Goldstrike Resources Ltd. - 100%	Active	2025-10-04	Dawson
LS	5	YF06605	Goldstrike Resources Ltd. - 100%	Active	2025-10-04	Dawson
LS	6	YF06606	Goldstrike Resources Ltd. - 100%	Active	2025-10-04	Dawson
LS	7	YF06607	Goldstrike Resources Ltd. - 100%	Active	2025-10-04	Dawson
LS	8	YF06608	Goldstrike Resources Ltd. - 100%	Active	2025-10-04	Dawson
LS	9	YF06609	Goldstrike Resources Ltd. - 100%	Active	2025-10-04	Dawson
LS	10	YF06610	Goldstrike Resources Ltd. - 100%	Active	2025-10-04	Dawson
LS	11	YF06611	Goldstrike Resources Ltd. - 100%	Active	2025-10-04	Dawson
LS	12	YF06612	Goldstrike Resources Ltd. - 100%	Active	2025-10-04	Dawson
LS	13	YF06613	Goldstrike Resources Ltd. - 100%	Active	2025-10-04	Dawson
LS	14	YF06614	Goldstrike Resources Ltd. - 100%	Active	2025-10-04	Dawson
LS	15	YF06615	Goldstrike Resources Ltd. - 100%	Active	2025-10-04	Dawson
LS	16	YF06616	Goldstrike Resources Ltd. - 100%	Active	2025-10-04	Dawson
LS	17	YF06617	Goldstrike Resources Ltd. - 100%	Active	2025-10-04	Dawson
LS	18	YF06618	Goldstrike Resources Ltd. - 100%	Active	2025-10-04	Dawson
LS	19	YF06619	Goldstrike Resources Ltd. - 100%	Active	2025-10-04	Dawson
LS	20	YF06620	Goldstrike Resources Ltd. - 100%	Active	2025-10-04	Dawson
LS	21	YF06621	Goldstrike Resources Ltd. - 100%	Active	2025-10-04	Dawson
LS	22	YF06622	Goldstrike Resources Ltd. - 100%	Active	2025-10-04	Dawson
LS	23	YF06623	Goldstrike Resources Ltd. - 100%	Active	2025-10-04	Dawson
LS	24	YF06624	Goldstrike Resources Ltd. - 100%	Active	2025-10-04	Dawson
LS	25	YF06625	Goldstrike Resources Ltd. - 100%	Active	2025-10-04	Dawson
LS	26	YF06626	Goldstrike Resources Ltd. - 100%	Active	2025-10-04	Dawson
LS	27	YF06627	Goldstrike Resources Ltd. - 100%	Active	2025-10-04	Dawson

Claim Name	Claim Number	Grant Number	Owner	Status	Expiry Date	District
LS	28	YF06628	Goldstrike Resources Ltd. - 100%	Active	2025-10-04	Dawson
LS	29	YF06629	Goldstrike Resources Ltd. - 100%	Active	2025-10-04	Dawson
LS	30	YF06630	Goldstrike Resources Ltd. - 100%	Active	2025-10-04	Dawson
LS	31	YF06631	Goldstrike Resources Ltd. - 100%	Active	2025-10-04	Dawson
LS	32	YF06632	Goldstrike Resources Ltd. - 100%	Active	2025-10-04	Dawson
LS	33	YF06633	Goldstrike Resources Ltd. - 100%	Active	2025-10-04	Dawson
LS	34	YF06634	Goldstrike Resources Ltd. - 100%	Active	2025-10-04	Dawson
LS	35	YF06635	Goldstrike Resources Ltd. - 100%	Active	2025-10-04	Dawson
LS	36	YF06636	Goldstrike Resources Ltd. - 100%	Active	2025-10-04	Dawson
LS	37	YF06637	Goldstrike Resources Ltd. - 100%	Active	2025-10-04	Dawson
LS	38	YF06638	Goldstrike Resources Ltd. - 100%	Active	2025-10-04	Dawson
LS	39	YF06639	Goldstrike Resources Ltd. - 100%	Active	2025-10-04	Dawson
LS	40	YF06640	Goldstrike Resources Ltd. - 100%	Active	2025-10-04	Dawson
LS	41	YF06641	Goldstrike Resources Ltd. - 100%	Active	2025-10-04	Dawson
LS	42	YF06642	Goldstrike Resources Ltd. - 100%	Active	2025-10-04	Dawson
LS	43	YF06643	Goldstrike Resources Ltd. - 100%	Active	2025-10-04	Dawson
LS	44	YF06644	Goldstrike Resources Ltd. - 100%	Active	2025-10-04	Dawson
LS	45	YF06645	Goldstrike Resources Ltd. - 100%	Active	2025-10-04	Dawson
LS	46	YF06646	Goldstrike Resources Ltd. - 100%	Active	2025-10-04	Dawson
LS	47	YF06647	Goldstrike Resources Ltd. - 100%	Active	2025-10-04	Dawson
LS	48	YF06648	Goldstrike Resources Ltd. - 100%	Active	2025-10-04	Dawson
LS	49	YF06649	Goldstrike Resources Ltd. - 100%	Active	2025-10-04	Dawson
LS	50	YF06650	Goldstrike Resources Ltd. - 100%	Active	2025-10-04	Dawson
LS	51	YF06651	Goldstrike Resources Ltd. - 100%	Active	2025-10-04	Dawson
LS	52	YF06652	Goldstrike Resources Ltd. - 100%	Active	2025-10-04	Dawson
LS	53	YF06653	Goldstrike Resources Ltd. - 100%	Active	2025-10-04	Dawson
LS	54	YF06654	Goldstrike Resources Ltd. - 100%	Active	2025-10-04	Dawson
LS	55	YF06655	Goldstrike Resources Ltd. - 100%	Active	2025-10-04	Dawson
LS	56	YF06656	Goldstrike Resources Ltd. - 100%	Active	2025-10-04	Dawson
LS	57	YF06657	Goldstrike Resources Ltd. - 100%	Active	2025-10-04	Dawson
LS	58	YF06658	Goldstrike Resources Ltd. - 100%	Active	2025-10-04	Dawson
LS	59	YF06659	Goldstrike Resources Ltd. - 100%	Active	2025-10-04	Dawson
LS	60	YF06660	Goldstrike Resources Ltd. - 100%	Active	2025-10-04	Dawson
LS	61	YF06661	Goldstrike Resources Ltd. - 100%	Active	2025-10-04	Dawson
LS	62	YF06662	Goldstrike Resources Ltd. - 100%	Active	2025-10-04	Dawson
LS	63	YF06663	Goldstrike Resources Ltd. - 100%	Active	2025-10-04	Dawson
LS	64	YF06664	Goldstrike Resources Ltd. - 100%	Active	2025-10-04	Dawson
LS	65	YF06665	Goldstrike Resources Ltd. - 100%	Active	2025-10-04	Dawson
LS	66	YF06666	Goldstrike Resources Ltd. - 100%	Active	2025-10-04	Dawson
LS	67	YF06667	Goldstrike Resources Ltd. - 100%	Active	2025-10-04	Dawson
LS	68	YF06668	Goldstrike Resources Ltd. - 100%	Active	2025-10-04	Dawson
LS	69	YF06669	Goldstrike Resources Ltd. - 100%	Active	2025-10-04	Dawson
LS	70	YF06670	Goldstrike Resources Ltd. - 100%	Active	2025-10-04	Dawson
LS	71	YF06671	Goldstrike Resources Ltd. - 100%	Active	2025-10-04	Dawson
LS	72	YF06672	Goldstrike Resources Ltd. - 100%	Active	2025-10-04	Dawson

Claim Name	Claim Number	Grant Number	Owner	Status	Expiry Date	District
LS	73	YF06673	Goldstrike Resources Ltd. - 100%	Active	2025-10-04	Dawson
LS	74	YF06674	Goldstrike Resources Ltd. - 100%	Active	2025-10-04	Dawson
LS	75	YF06675	Goldstrike Resources Ltd. - 100%	Active	2025-10-04	Dawson
LS	76	YF06676	Goldstrike Resources Ltd. - 100%	Active	2025-10-04	Dawson
LS	77	YF06677	Goldstrike Resources Ltd. - 100%	Active	2025-10-04	Dawson
LS	78	YF06678	Goldstrike Resources Ltd. - 100%	Active	2025-10-04	Dawson
LS	79	YF06679	Goldstrike Resources Ltd. - 100%	Active	2025-10-04	Dawson
LS	80	YF06680	Goldstrike Resources Ltd. - 100%	Active	2025-10-04	Dawson
LS	81	YF06681	Goldstrike Resources Ltd. - 100%	Active	2025-10-04	Dawson
LS	83	YF06683	Goldstrike Resources Ltd. - 100%	Active	2025-10-04	Dawson
LS	84	YF06684	Goldstrike Resources Ltd. - 100%	Active	2025-10-04	Dawson
LS	85	YF06685	Goldstrike Resources Ltd. - 100%	Active	2025-10-04	Dawson
LS	86	YF06686	Goldstrike Resources Ltd. - 100%	Active	2025-10-04	Dawson
LS	87	YF06687	Goldstrike Resources Ltd. - 100%	Active	2025-10-04	Dawson
LS	88	YF06688	Goldstrike Resources Ltd. - 100%	Active	2025-10-04	Dawson
LS	89	YF06689	Goldstrike Resources Ltd. - 100%	Active	2025-10-04	Dawson
LS	90	YF06690	Goldstrike Resources Ltd. - 100%	Active	2025-10-04	Dawson
LS	91	YF06691	Goldstrike Resources Ltd. - 100%	Active	2025-10-04	Dawson
LS	92	YF06692	Goldstrike Resources Ltd. - 100%	Active	2025-10-04	Dawson
LS	93	YF06693	Goldstrike Resources Ltd. - 100%	Active	2025-10-04	Dawson
LS	94	YF06694	Goldstrike Resources Ltd. - 100%	Active	2025-10-04	Dawson
LS	95	YF06695	Goldstrike Resources Ltd. - 100%	Active	2025-10-04	Dawson
LS	96	YF06696	Goldstrike Resources Ltd. - 100%	Active	2025-10-04	Dawson
LS	97	YF06697	Goldstrike Resources Ltd. - 100%	Active	2025-10-04	Dawson
LS	98	YF06698	Goldstrike Resources Ltd. - 100%	Active	2025-10-04	Dawson
LS	99	YF06699	Goldstrike Resources Ltd. - 100%	Active	2025-10-04	Dawson
LS	100	YF06700	Goldstrike Resources Ltd. - 100%	Active	2025-10-04	Dawson
LS	101	YF06701	Goldstrike Resources Ltd. - 100%	Active	2025-10-04	Dawson
LS	102	YF06702	Goldstrike Resources Ltd. - 100%	Active	2025-10-04	Dawson
LS	103	YF06703	Goldstrike Resources Ltd. - 100%	Active	2025-10-04	Dawson
LS	104	YF06704	Goldstrike Resources Ltd. - 100%	Active	2025-10-04	Dawson
LS	105	YF06705	Goldstrike Resources Ltd. - 100%	Active	2025-10-04	Dawson
LS	106	YF06706	Goldstrike Resources Ltd. - 100%	Active	2025-10-04	Dawson
LS	107	YF06707	Goldstrike Resources Ltd. - 100%	Active	2025-10-04	Dawson
LS	108	YF06708	Goldstrike Resources Ltd. - 100%	Active	2025-10-04	Dawson
LS	109	YF06709	Goldstrike Resources Ltd. - 100%	Active	2025-10-04	Dawson
LS	110	YF06710	Goldstrike Resources Ltd. - 100%	Active	2025-10-04	Dawson
LS	111	YF06711	Goldstrike Resources Ltd. - 100%	Active	2025-10-04	Dawson
LS	112	YF06712	Goldstrike Resources Ltd. - 100%	Active	2025-10-04	Dawson
LS	113	YF06713	Goldstrike Resources Ltd. - 100%	Active	2025-10-04	Dawson
LS	114	YF06714	Goldstrike Resources Ltd. - 100%	Active	2025-10-04	Dawson
LS	115	YF06715	Goldstrike Resources Ltd. - 100%	Active	2025-10-04	Dawson
LS	116	YF06716	Goldstrike Resources Ltd. - 100%	Active	2025-10-04	Dawson
LS	117	YF06717	Goldstrike Resources Ltd. - 100%	Active	2025-10-04	Dawson
LS	118	YF06718	Goldstrike Resources Ltd. - 100%	Active	2025-10-04	Dawson

Claim Name	Claim Number	Grant Number	Owner	Status	Expiry Date	District
LS	119	YF06719	Goldstrike Resources Ltd. - 100%	Active	2025-10-04	Dawson
LS	120	YF06720	Goldstrike Resources Ltd. - 100%	Active	2025-10-04	Dawson
LS	121	YF06721	Goldstrike Resources Ltd. - 100%	Active	2025-10-04	Dawson
LS	122	YF06722	Goldstrike Resources Ltd. - 100%	Active	2025-10-04	Dawson
LS	123	YF06723	Goldstrike Resources Ltd. - 100%	Active	2025-10-04	Dawson
LS	124	YF06724	Goldstrike Resources Ltd. - 100%	Active	2025-10-04	Dawson
LS	125	YF06725	Goldstrike Resources Ltd. - 100%	Active	2025-10-04	Dawson
LS	126	YF06726	Goldstrike Resources Ltd. - 100%	Active	2025-10-04	Dawson
LS	127	YF06727	Goldstrike Resources Ltd. - 100%	Active	2025-10-04	Dawson
LS	128	YF06728	Goldstrike Resources Ltd. - 100%	Active	2025-10-04	Dawson
LS	129	YF06729	Goldstrike Resources Ltd. - 100%	Active	2025-10-04	Dawson
LS	130	YF06730	Goldstrike Resources Ltd. - 100%	Active	2025-10-04	Dawson
LS	131	YF06731	Goldstrike Resources Ltd. - 100%	Active	2025-10-04	Dawson
LS	132	YF06732	Goldstrike Resources Ltd. - 100%	Active	2025-10-04	Dawson
LS	133	YF06733	Goldstrike Resources Ltd. - 100%	Active	2025-10-04	Dawson
LS	134	YF06734	Goldstrike Resources Ltd. - 100%	Active	2025-10-04	Dawson
LS	135	YF06735	Goldstrike Resources Ltd. - 100%	Active	2025-10-04	Dawson
LS	136	YF06736	Goldstrike Resources Ltd. - 100%	Active	2025-10-04	Dawson
LS	137	YF06737	Goldstrike Resources Ltd. - 100%	Active	2025-10-04	Dawson
LS	138	YF06738	Goldstrike Resources Ltd. - 100%	Active	2025-10-04	Dawson
LS	139	YF06739	Goldstrike Resources Ltd. - 100%	Active	2025-10-04	Dawson
LS	140	YF06740	Goldstrike Resources Ltd. - 100%	Active	2025-10-04	Dawson
LS	141	YF06741	Goldstrike Resources Ltd. - 100%	Active	2025-10-04	Dawson
LS	142	YF06742	Goldstrike Resources Ltd. - 100%	Active	2025-10-04	Dawson
LS	143	YF06743	Goldstrike Resources Ltd. - 100%	Active	2025-10-04	Dawson
LS	144	YF06744	Goldstrike Resources Ltd. - 100%	Active	2025-10-04	Dawson
LS	145	YF06745	Goldstrike Resources Ltd. - 100%	Active	2025-10-04	Dawson
LS	146	YF06746	Goldstrike Resources Ltd. - 100%	Active	2025-10-04	Dawson
LS	147	YF06747	Goldstrike Resources Ltd. - 100%	Active	2025-10-04	Dawson
LS	148	YF06748	Goldstrike Resources Ltd. - 100%	Active	2025-10-04	Dawson
LS	149	YF06749	Goldstrike Resources Ltd. - 100%	Active	2025-10-04	Dawson
LS	150	YF06750	Goldstrike Resources Ltd. - 100%	Active	2025-10-04	Dawson
LS	151	YF06751	Goldstrike Resources Ltd. - 100%	Active	2025-10-04	Dawson
LS	152	YF06752	Goldstrike Resources Ltd. - 100%	Active	2025-10-04	Dawson
LS	153	YF06753	Goldstrike Resources Ltd. - 100%	Active	2025-10-04	Dawson
LS	154	YF06754	Goldstrike Resources Ltd. - 100%	Active	2025-10-04	Dawson
LS	155	YF06755	Goldstrike Resources Ltd. - 100%	Active	2025-10-04	Dawson
LS	156	YF06756	Goldstrike Resources Ltd. - 100%	Active	2025-10-04	Dawson
LS	157	YF06757	Goldstrike Resources Ltd. - 100%	Active	2025-10-04	Dawson
LS	158	YF06758	Goldstrike Resources Ltd. - 100%	Active	2025-10-04	Dawson
LS	159	YF06759	Goldstrike Resources Ltd. - 100%	Active	2025-10-04	Dawson
LS	160	YF06760	Goldstrike Resources Ltd. - 100%	Active	2025-10-04	Dawson
LS	161	YF06761	Goldstrike Resources Ltd. - 100%	Active	2025-10-04	Dawson
LS	162	YF06762	Goldstrike Resources Ltd. - 100%	Active	2025-10-04	Dawson
LS	163	YF06763	Goldstrike Resources Ltd. - 100%	Active	2025-10-04	Dawson

Claim Name	Claim Number	Grant Number	Owner	Status	Expiry Date	District
LS	164	YF06764	Goldstrike Resources Ltd. - 100%	Active	2025-10-04	Dawson
LS	165	YF06765	Goldstrike Resources Ltd. - 100%	Active	2025-10-04	Dawson
LS	166	YF06766	Goldstrike Resources Ltd. - 100%	Active	2025-10-04	Dawson
LS	167	YF06767	Goldstrike Resources Ltd. - 100%	Active	2025-10-04	Dawson
LS	168	YF06768	Goldstrike Resources Ltd. - 100%	Active	2025-10-04	Dawson
LS	169	YF06769	Goldstrike Resources Ltd. - 100%	Active	2025-10-04	Dawson
LS	170	YF06770	Goldstrike Resources Ltd. - 100%	Active	2025-10-04	Dawson
LS	171	YF06771	Goldstrike Resources Ltd. - 100%	Active	2025-10-04	Dawson
LS	172	YF06772	Goldstrike Resources Ltd. - 100%	Active	2025-10-04	Dawson
LS	173	YF06773	Goldstrike Resources Ltd. - 100%	Active	2025-10-04	Dawson
LS	174	YF06774	Goldstrike Resources Ltd. - 100%	Active	2025-10-04	Dawson
LS	175	YF06775	Goldstrike Resources Ltd. - 100%	Active	2025-10-04	Dawson
LS	176	YF06776	Goldstrike Resources Ltd. - 100%	Active	2025-10-04	Dawson
LS	177	YF06777	Goldstrike Resources Ltd. - 100%	Active	2025-10-04	Dawson
LS	178	YF06778	Goldstrike Resources Ltd. - 100%	Active	2025-10-04	Dawson
LS	179	YF06779	Goldstrike Resources Ltd. - 100%	Active	2025-10-04	Dawson
LS	180	YF06780	Goldstrike Resources Ltd. - 100%	Active	2025-10-04	Dawson
LS	181	YF06781	Goldstrike Resources Ltd. - 100%	Active	2025-10-04	Dawson
LS	182	YF06782	Goldstrike Resources Ltd. - 100%	Active	2025-10-04	Dawson
LS	183	YF06783	Goldstrike Resources Ltd. - 100%	Active	2025-10-04	Dawson
LS	184	YF06784	Goldstrike Resources Ltd. - 100%	Active	2025-10-04	Dawson
LS	185	YF06785	Goldstrike Resources Ltd. - 100%	Active	2025-10-04	Dawson
LS	186	YF06786	Goldstrike Resources Ltd. - 100%	Active	2025-10-04	Dawson
LS	187	YF06787	Goldstrike Resources Ltd. - 100%	Active	2025-10-04	Dawson
LS	188	YF06788	Goldstrike Resources Ltd. - 100%	Active	2025-10-04	Dawson
LS	189	YF06789	Goldstrike Resources Ltd. - 100%	Active	2025-10-04	Dawson
LS	190	YF06790	Goldstrike Resources Ltd. - 100%	Active	2025-10-04	Dawson
LS	191	YF06791	Goldstrike Resources Ltd. - 100%	Active	2025-10-04	Dawson
LS	192	YF06792	Goldstrike Resources Ltd. - 100%	Active	2025-10-04	Dawson
LS	193	YF06793	Goldstrike Resources Ltd. - 100%	Active	2025-10-04	Dawson
LS	194	YF06794	Goldstrike Resources Ltd. - 100%	Active	2025-10-04	Dawson
LS	195	YF06795	Goldstrike Resources Ltd. - 100%	Active	2025-10-04	Dawson
LS	196	YF06796	Goldstrike Resources Ltd. - 100%	Active	2025-10-04	Dawson
LS	197	YF06797	Goldstrike Resources Ltd. - 100%	Active	2025-10-04	Dawson
LS	198	YF06798	Goldstrike Resources Ltd. - 100%	Active	2025-10-04	Dawson
LS	199	YF06799	Goldstrike Resources Ltd. - 100%	Active	2025-10-04	Dawson
LS	200	YF06800	Goldstrike Resources Ltd. - 100%	Active	2025-10-04	Dawson
LS	201	YF06801	Goldstrike Resources Ltd. - 100%	Active	2025-10-04	Dawson
LS	202	YF06802	Goldstrike Resources Ltd. - 100%	Active	2025-10-04	Dawson
LS	203	YF06803	Goldstrike Resources Ltd. - 100%	Active	2025-10-04	Dawson
LS	204	YF06804	Goldstrike Resources Ltd. - 100%	Active	2025-10-04	Dawson
LS	205	YF06805	Goldstrike Resources Ltd. - 100%	Active	2025-10-04	Dawson
LS	206	YF06806	Goldstrike Resources Ltd. - 100%	Active	2025-10-04	Dawson
LS	207	YF06807	Goldstrike Resources Ltd. - 100%	Active	2025-10-04	Dawson
LS	208	YF06808	Goldstrike Resources Ltd. - 100%	Active	2025-10-04	Dawson

Claim Name	Claim Number	Grant Number	Owner	Status	Expiry Date	District
LS	209	YF06809	Goldstrike Resources Ltd. - 100%	Active	2025-10-04	Dawson
LS	210	YF06810	Goldstrike Resources Ltd. - 100%	Active	2025-10-04	Dawson
LS	211	YF06811	Goldstrike Resources Ltd. - 100%	Active	2025-10-04	Dawson
LS	212	YF06812	Goldstrike Resources Ltd. - 100%	Active	2025-10-04	Dawson
LS	213	YF06813	Goldstrike Resources Ltd. - 100%	Active	2025-10-04	Dawson
LS	214	YF06814	Goldstrike Resources Ltd. - 100%	Active	2025-10-04	Dawson
LS	215	YF06815	Goldstrike Resources Ltd. - 100%	Active	2025-10-04	Dawson
LS	216	YF06816	Goldstrike Resources Ltd. - 100%	Active	2025-10-04	Dawson
LS	217	YF06817	Goldstrike Resources Ltd. - 100%	Active	2025-10-04	Dawson
LS	218	YF06818	Goldstrike Resources Ltd. - 100%	Active	2025-10-04	Dawson
LS	219	YF06819	Goldstrike Resources Ltd. - 100%	Active	2025-10-04	Dawson
LS	220	YF06820	Goldstrike Resources Ltd. - 100%	Active	2025-10-04	Dawson
LS	221	YF06821	Goldstrike Resources Ltd. - 100%	Active	2025-10-04	Dawson
LS	222	YF06822	Goldstrike Resources Ltd. - 100%	Active	2025-10-04	Dawson
LS	223	YF06823	Goldstrike Resources Ltd. - 100%	Active	2025-10-04	Dawson
LS	224	YF06824	Goldstrike Resources Ltd. - 100%	Active	2025-10-04	Dawson
LS	225	YF06825	Goldstrike Resources Ltd. - 100%	Active	2025-10-04	Dawson
LS	226	YF06826	Goldstrike Resources Ltd. - 100%	Active	2025-10-04	Dawson
LS	227	YF06827	Goldstrike Resources Ltd. - 100%	Active	2025-10-04	Dawson
LS	228	YF06828	Goldstrike Resources Ltd. - 100%	Active	2025-10-04	Dawson
LS	229	YF06829	Goldstrike Resources Ltd. - 100%	Active	2025-10-04	Dawson
LS	230	YF06830	Goldstrike Resources Ltd. - 100%	Active	2025-10-04	Dawson
LUCKY	1	YD155903	Goldstrike Resources Ltd. - 100%	Active	2034-12-18	Dawson
LUCKY	2	YD155904	Goldstrike Resources Ltd. - 100%	Active	2034-12-18	Dawson
LUCKY	3	YD155905	Goldstrike Resources Ltd. - 100%	Active	2034-12-18	Dawson
Lucky	1	YC99489	Cloudbreak Resources Ltd - 100%	Active	2035-12-18	Dawson
Lucky	2	YC99490	Cloudbreak Resources Ltd - 100%	Active	2035-12-18	Dawson
Lucky	3	YC99491	Cloudbreak Resources Ltd - 100%	Active	2035-12-18	Dawson
Lucky	4	YC99492	Cloudbreak Resources Ltd - 100%	Active	2035-12-18	Dawson
Lucky	5	YC99493	Cloudbreak Resources Ltd - 100%	Active	2035-12-18	Dawson
Lucky	6	YC99494	Cloudbreak Resources Ltd - 100%	Active	2035-12-18	Dawson
Lucky	7	YC99495	Cloudbreak Resources Ltd - 100%	Active	2035-12-18	Dawson
Lucky	8	YC99496	Cloudbreak Resources Ltd - 100%	Active	2035-12-18	Dawson
Lucky	9	YC99497	Cloudbreak Resources Ltd - 100%	Active	2035-12-18	Dawson
Lucky	10	YC99498	Cloudbreak Resources Ltd - 100%	Active	2035-12-18	Dawson
Lucky	11	YC99499	Cloudbreak Resources Ltd - 100%	Active	2035-12-18	Dawson
Lucky	12	YC99500	Cloudbreak Resources Ltd - 100%	Active	2035-12-18	Dawson
Lucky	13	YD05999	Cloudbreak Resources Ltd - 100%	Active	2035-12-18	Dawson
Lucky	14	YD06000	Cloudbreak Resources Ltd - 100%	Active	2035-12-18	Dawson
Lucky	15	YD06001	Cloudbreak Resources Ltd - 100%	Active	2035-12-18	Dawson
Lucky	16	YD06002	Cloudbreak Resources Ltd - 100%	Active	2035-12-18	Dawson
Lucky	17	YD06003	Cloudbreak Resources Ltd - 100%	Active	2035-12-18	Dawson
Lucky	18	YD06004	Cloudbreak Resources Ltd - 100%	Active	2035-12-18	Dawson
Lucky	19	YD06005	Cloudbreak Resources Ltd - 100%	Active	2035-12-18	Dawson
Lucky	20	YD06006	Cloudbreak Resources Ltd - 100%	Active	2035-12-18	Dawson

Claim Name	Claim Number	Grant Number	Owner	Status	Expiry Date	District
Lucky	21	YD06007	Cloudbreak Resources Ltd - 100%	Active	2035-12-18	Dawson
Lucky	22	YD06008	Cloudbreak Resources Ltd - 100%	Active	2035-12-18	Dawson
Lucky	23	YD06009	Cloudbreak Resources Ltd - 100%	Active	2035-12-18	Dawson
Lucky	24	YD06010	Cloudbreak Resources Ltd - 100%	Active	2035-12-18	Dawson
Lucky	25	YD06011	Cloudbreak Resources Ltd - 100%	Active	2035-12-18	Dawson
Lucky	26	YD06012	Cloudbreak Resources Ltd - 100%	Active	2035-12-18	Dawson
Lucky	27	YD06013	Cloudbreak Resources Ltd - 100%	Active	2035-12-18	Dawson
Lucky	28	YD06014	Cloudbreak Resources Ltd - 100%	Active	2035-12-18	Dawson
Lucky	29	YD06015	Cloudbreak Resources Ltd - 100%	Active	2035-12-18	Dawson
Lucky	30	YD06016	Cloudbreak Resources Ltd - 100%	Active	2035-12-18	Dawson
Lucky	31	YD06017	Cloudbreak Resources Ltd - 100%	Active	2035-12-18	Dawson
Lucky	32	YD06018	Cloudbreak Resources Ltd - 100%	Active	2035-12-18	Dawson
Lucky	33	YD06019	Cloudbreak Resources Ltd - 100%	Active	2035-12-18	Dawson
Lucky	34	YD06020	Cloudbreak Resources Ltd - 100%	Active	2035-12-18	Dawson
Lucky	35	YD06021	Cloudbreak Resources Ltd - 100%	Active	2035-12-18	Dawson
Lucky	36	YD06022	Cloudbreak Resources Ltd - 100%	Active	2035-12-18	Dawson
Lucky	37	YD06023	Cloudbreak Resources Ltd - 100%	Active	2035-12-18	Dawson
Lucky	38	YD06024	Cloudbreak Resources Ltd - 100%	Active	2035-12-18	Dawson
Lucky	39	YD06025	Cloudbreak Resources Ltd - 100%	Active	2035-12-18	Dawson
Lucky	40	YD06026	Cloudbreak Resources Ltd - 100%	Active	2035-12-18	Dawson
Lucky	41	YD06027	Cloudbreak Resources Ltd - 100%	Active	2035-12-18	Dawson
Lucky	42	YD06028	Cloudbreak Resources Ltd - 100%	Active	2035-12-18	Dawson
Lucky	43	YD06029	Cloudbreak Resources Ltd - 100%	Active	2035-12-18	Dawson
Lucky	44	YD06030	Cloudbreak Resources Ltd - 100%	Active	2035-12-18	Dawson
Lucky	45	YD06031	Cloudbreak Resources Ltd - 100%	Active	2035-12-18	Dawson
Lucky	46	YD06032	Cloudbreak Resources Ltd - 100%	Active	2035-12-18	Dawson
Lucky	47	YD06033	Cloudbreak Resources Ltd - 100%	Active	2035-12-18	Dawson
Lucky	48	YD06034	Cloudbreak Resources Ltd - 100%	Active	2035-12-18	Dawson
Lucky	49	YD06035	Cloudbreak Resources Ltd - 100%	Active	2035-12-18	Dawson
Lucky	50	YD06036	Cloudbreak Resources Ltd - 100%	Active	2035-12-18	Dawson
Lucky	51	YD06037	Cloudbreak Resources Ltd - 100%	Active	2035-12-18	Dawson
Lucky	52	YD06038	Cloudbreak Resources Ltd - 100%	Active	2035-12-18	Dawson
Lucky	53	YD06039	Cloudbreak Resources Ltd - 100%	Active	2035-12-18	Dawson
Lucky	54	YD06040	Cloudbreak Resources Ltd - 100%	Active	2035-12-18	Dawson
Lucky	55	YD06041	Cloudbreak Resources Ltd - 100%	Active	2035-12-18	Dawson
Lucky	56	YD06042	Cloudbreak Resources Ltd - 100%	Active	2035-12-18	Dawson
Lucky	57	YD06043	Cloudbreak Resources Ltd - 100%	Active	2035-12-18	Dawson
Lucky	58	YD06044	Cloudbreak Resources Ltd - 100%	Active	2035-12-18	Dawson
Lucky	59	YD06045	Cloudbreak Resources Ltd - 100%	Active	2035-12-18	Dawson
Lucky	60	YD06046	Cloudbreak Resources Ltd - 100%	Active	2035-12-18	Dawson
Lucky	61	YD06047	Cloudbreak Resources Ltd - 100%	Active	2035-12-18	Dawson
Lucky	62	YD06048	Cloudbreak Resources Ltd - 100%	Active	2035-12-18	Dawson
Lucky	63	YD06049	Cloudbreak Resources Ltd - 100%	Active	2035-12-18	Dawson
Lucky	64	YD06050	Cloudbreak Resources Ltd - 100%	Active	2035-12-18	Dawson
Lucky	65	YD06051	Cloudbreak Resources Ltd - 100%	Active	2035-12-18	Dawson

Claim Name	Claim Number	Grant Number	Owner	Status	Expiry Date	District
Lucky	66	YD06052	Cloudbreak Resources Ltd - 100%	Active	2035-12-18	Dawson
Lucky	67	YD06053	Cloudbreak Resources Ltd - 100%	Active	2035-12-18	Dawson
Lucky	68	YD06054	Cloudbreak Resources Ltd - 100%	Active	2035-12-18	Dawson
Lucky	69	YD06055	Cloudbreak Resources Ltd - 100%	Active	2035-12-18	Dawson
Lucky	70	YD06056	Cloudbreak Resources Ltd - 100%	Active	2035-12-18	Dawson
Lucky	71	YD06057	Cloudbreak Resources Ltd - 100%	Active	2035-12-18	Dawson
Lucky	72	YD06058	Cloudbreak Resources Ltd - 100%	Active	2035-12-18	Dawson
Lucky	73	YD06059	Cloudbreak Resources Ltd - 100%	Active	2035-12-18	Dawson
Lucky	74	YD06060	Cloudbreak Resources Ltd - 100%	Active	2035-12-18	Dawson
Lucky	75	YD06061	Cloudbreak Resources Ltd - 100%	Active	2035-12-18	Dawson
Lucky	76	YD06062	Cloudbreak Resources Ltd - 100%	Active	2035-12-18	Dawson
Lucky	77	YD06063	Cloudbreak Resources Ltd - 100%	Active	2035-12-18	Dawson
Lucky	78	YD06064	Cloudbreak Resources Ltd - 100%	Active	2035-12-18	Dawson
Lucky	79	YD06065	Cloudbreak Resources Ltd - 100%	Active	2035-12-18	Dawson
Lucky	80	YD06066	Cloudbreak Resources Ltd - 100%	Active	2035-12-18	Dawson
Lucky	81	YD06067	Cloudbreak Resources Ltd - 100%	Active	2035-12-18	Dawson
Lucky	82	YD06068	Cloudbreak Resources Ltd - 100%	Active	2035-12-18	Dawson
Lucky	83	YD06069	Cloudbreak Resources Ltd - 100%	Active	2035-12-18	Dawson
Lucky	84	YD06070	Cloudbreak Resources Ltd - 100%	Active	2035-12-18	Dawson
Lucky	85	YD06071	Cloudbreak Resources Ltd - 100%	Active	2035-12-18	Dawson
Lucky	86	YD06072	Cloudbreak Resources Ltd - 100%	Active	2035-12-18	Dawson
Lucky	87	YD06073	Cloudbreak Resources Ltd - 100%	Active	2035-12-18	Dawson
Lucky	88	YD06074	Cloudbreak Resources Ltd - 100%	Active	2035-12-18	Dawson
Lucky	89	YD06075	Cloudbreak Resources Ltd - 100%	Active	2035-12-18	Dawson
Lucky	90	YD06076	Cloudbreak Resources Ltd - 100%	Active	2035-12-18	Dawson
Lucky	91	YD06077	Cloudbreak Resources Ltd - 100%	Active	2035-12-18	Dawson
Lucky	92	YD06078	Cloudbreak Resources Ltd - 100%	Active	2035-12-18	Dawson
Lucky	93	YD06079	Cloudbreak Resources Ltd - 100%	Active	2035-12-18	Dawson
Lucky	94	YD06080	Cloudbreak Resources Ltd - 100%	Active	2035-12-18	Dawson
Lucky	95	YD06081	Cloudbreak Resources Ltd - 100%	Active	2035-12-18	Dawson
Lucky	96	YD06082	Cloudbreak Resources Ltd - 100%	Active	2035-12-18	Dawson
Lucky	97	YD06083	Cloudbreak Resources Ltd - 100%	Active	2035-12-18	Dawson
Lucky	98	YD06084	Cloudbreak Resources Ltd - 100%	Active	2035-12-18	Dawson
Lucky	99	YD06085	Cloudbreak Resources Ltd - 100%	Active	2035-12-18	Dawson
Lucky	100	YD06086	Cloudbreak Resources Ltd - 100%	Active	2035-12-18	Dawson
Lucky	101	YC91801	Cloudbreak Resources Ltd - 100%	Active	2035-12-18	Dawson
Lucky	102	YC91802	Cloudbreak Resources Ltd - 100%	Active	2035-12-18	Dawson
Lucky	103	YC91803	Cloudbreak Resources Ltd - 100%	Active	2035-12-18	Dawson
Lucky	104	YC91804	Cloudbreak Resources Ltd - 100%	Active	2035-12-18	Dawson
Lucky	105	YC91805	Cloudbreak Resources Ltd - 100%	Active	2035-12-18	Dawson
Lucky	106	YC91806	Cloudbreak Resources Ltd - 100%	Active	2035-12-18	Dawson
Lucky	107	YC91807	Cloudbreak Resources Ltd - 100%	Active	2035-12-18	Dawson
Lucky	108	YC91808	Cloudbreak Resources Ltd - 100%	Active	2035-12-18	Dawson
Lucky	109	YC91809	Cloudbreak Resources Ltd - 100%	Active	2035-12-18	Dawson
Lucky	110	YC91810	Cloudbreak Resources Ltd - 100%	Active	2035-12-18	Dawson

Claim Name	Claim Number	Grant Number	Owner	Status	Expiry Date	District
Lucky	111	YC91811	Cloudbreak Resources Ltd - 100%	Active	2035-12-18	Dawson
Lucky	112	YC91812	Cloudbreak Resources Ltd - 100%	Active	2035-12-18	Dawson
Lucky	113	YC91813	Cloudbreak Resources Ltd - 100%	Active	2035-12-18	Dawson
Lucky	114	YC91814	Cloudbreak Resources Ltd - 100%	Active	2035-12-18	Dawson
Lucky	115	YC91815	Cloudbreak Resources Ltd - 100%	Active	2035-12-18	Dawson
Lucky	116	YC91816	Cloudbreak Resources Ltd - 100%	Active	2035-12-18	Dawson
Lucky	117	YC91817	Cloudbreak Resources Ltd - 100%	Active	2035-12-18	Dawson
Lucky	118	YC91818	Cloudbreak Resources Ltd - 100%	Active	2035-12-18	Dawson
Lucky	119	YC91819	Cloudbreak Resources Ltd - 100%	Active	2035-12-18	Dawson
Lucky	120	YC91820	Cloudbreak Resources Ltd - 100%	Active	2035-12-18	Dawson
Lucky	121	YC91821	Cloudbreak Resources Ltd - 100%	Active	2035-12-18	Dawson
Lucky	122	YC91822	Cloudbreak Resources Ltd - 100%	Active	2035-12-18	Dawson
Lucky	123	YC91823	Cloudbreak Resources Ltd - 100%	Active	2035-12-18	Dawson
Lucky	124	YC91824	Cloudbreak Resources Ltd - 100%	Active	2035-12-18	Dawson
Lucky	129	YC91829	Cloudbreak Resources Ltd - 100%	Active	2035-12-18	Dawson
Lucky	130	YC91830	Cloudbreak Resources Ltd - 100%	Active	2035-12-18	Dawson
Lucky	131	YC91831	Cloudbreak Resources Ltd - 100%	Active	2035-12-18	Dawson
Lucky	132	YC91832	Cloudbreak Resources Ltd - 100%	Active	2035-12-18	Dawson
Lucky	133	YC91833	Cloudbreak Resources Ltd - 100%	Active	2035-12-18	Dawson
Lucky	134	YC91834	Cloudbreak Resources Ltd - 100%	Active	2035-12-18	Dawson
Lucky	135	YC91835	Cloudbreak Resources Ltd - 100%	Active	2035-12-18	Dawson
Lucky	136	YC91836	Cloudbreak Resources Ltd - 100%	Active	2035-12-18	Dawson
Lucky	137	YC91837	Cloudbreak Resources Ltd - 100%	Active	2035-12-18	Dawson
Lucky	138	YC91838	Cloudbreak Resources Ltd - 100%	Active	2035-12-18	Dawson
Lucky	139	YC91839	Cloudbreak Resources Ltd - 100%	Active	2035-12-18	Dawson
Lucky	140	YC91840	Cloudbreak Resources Ltd - 100%	Active	2035-12-18	Dawson
Lucky	141	YC91841	Cloudbreak Resources Ltd - 100%	Active	2035-12-18	Dawson
Lucky	142	YC91842	Cloudbreak Resources Ltd - 100%	Active	2035-12-18	Dawson
Lucky	143	YC91843	Cloudbreak Resources Ltd - 100%	Active	2035-12-18	Dawson
Lucky	144	YC91844	Cloudbreak Resources Ltd - 100%	Active	2035-12-18	Dawson
Lucky	145	YC91845	Cloudbreak Resources Ltd - 100%	Active	2035-12-18	Dawson
Lucky	146	YC91846	Cloudbreak Resources Ltd - 100%	Active	2035-12-18	Dawson
Lucky	147	YC91847	Cloudbreak Resources Ltd - 100%	Active	2035-12-18	Dawson
Lucky	148	YC91848	Cloudbreak Resources Ltd - 100%	Active	2035-12-18	Dawson
Lucky	149	YC91849	Cloudbreak Resources Ltd - 100%	Active	2035-12-18	Dawson
Lucky	150	YC91850	Cloudbreak Resources Ltd - 100%	Active	2035-12-18	Dawson
Lucky	151	YC91851	Cloudbreak Resources Ltd - 100%	Active	2035-12-18	Dawson
Lucky	152	YC91852	Cloudbreak Resources Ltd - 100%	Active	2035-12-18	Dawson
Lucky	153	YC91853	Cloudbreak Resources Ltd - 100%	Active	2035-12-18	Dawson
Lucky	154	YC91854	Cloudbreak Resources Ltd - 100%	Active	2035-12-18	Dawson
Lucky	155	YC91855	Cloudbreak Resources Ltd - 100%	Active	2035-12-18	Dawson
Lucky	156	YC91856	Cloudbreak Resources Ltd - 100%	Active	2035-12-18	Dawson
Lucky	157	YC91857	Cloudbreak Resources Ltd - 100%	Active	2035-12-18	Dawson
Lucky	158	YC91858	Cloudbreak Resources Ltd - 100%	Active	2035-12-18	Dawson
Lucky	159	YC91859	Cloudbreak Resources Ltd - 100%	Active	2035-12-18	Dawson

Claim Name	Claim Number	Grant Number	Owner	Status	Expiry Date	District
Lucky	160	YC91860	Cloudbreak Resources Ltd - 100%	Active	2035-12-18	Dawson
Lucky	161	YC91861	Cloudbreak Resources Ltd - 100%	Active	2035-12-18	Dawson
Lucky	162	YC91862	Cloudbreak Resources Ltd - 100%	Active	2035-12-18	Dawson
Lucky	163	YC91863	Cloudbreak Resources Ltd - 100%	Active	2035-12-18	Dawson
Lucky	164	YC91864	Cloudbreak Resources Ltd - 100%	Active	2035-12-18	Dawson
Lucky	165	YC91865	Cloudbreak Resources Ltd - 100%	Active	2035-12-18	Dawson
Lucky	166	YC91866	Cloudbreak Resources Ltd - 100%	Active	2035-12-18	Dawson
Lucky	169	YC91869	Cloudbreak Resources Ltd - 100%	Active	2035-12-18	Dawson
Lucky	170	YC91870	Cloudbreak Resources Ltd - 100%	Active	2035-12-18	Dawson
Lucky	171	YC91871	Cloudbreak Resources Ltd - 100%	Active	2035-12-18	Dawson
Lucky	172	YC91872	Cloudbreak Resources Ltd - 100%	Active	2035-12-18	Dawson
Strike	1	YC98701	Goldstrike Resources Ltd. - 100%	Active	2034-12-18	Dawson
Strike	2	YC98702	Goldstrike Resources Ltd. - 100%	Active	2034-12-18	Dawson
Strike	3	YC98703	Goldstrike Resources Ltd. - 100%	Active	2034-12-18	Dawson
Strike	4	YC98704	Goldstrike Resources Ltd. - 100%	Active	2034-12-18	Dawson
Strike	5	YC98705	Goldstrike Resources Ltd. - 100%	Active	2034-12-18	Dawson
Strike	6	YC98706	Goldstrike Resources Ltd. - 100%	Active	2034-12-18	Dawson
Strike	7	YC98707	Cloudbreak Resources Ltd - 100%	Active	2035-12-18	Dawson
Strike	8	YC98708	Cloudbreak Resources Ltd - 100%	Active	2035-12-18	Dawson
Strike	9	YC98709	Cloudbreak Resources Ltd - 100%	Active	2035-12-18	Dawson
Strike	10	YC98710	Cloudbreak Resources Ltd - 100%	Active	2035-12-18	Dawson
Strike	21	YC98721	Goldstrike Resources Ltd. - 100%	Active	2034-12-18	Dawson
Strike	22	YC98722	Goldstrike Resources Ltd. - 100%	Active	2034-12-18	Dawson
Strike	23	YC98723	Goldstrike Resources Ltd. - 100%	Active	2034-12-18	Dawson
Strike	24	YC98724	Goldstrike Resources Ltd. - 100%	Active	2034-12-18	Dawson
Strike	25	YC98725	Goldstrike Resources Ltd. - 100%	Active	2034-12-18	Dawson
Strike	26	YC98726	Goldstrike Resources Ltd. - 100%	Active	2034-12-18	Dawson
Strike	27	YC98727	Cloudbreak Resources Ltd - 100%	Active	2035-12-18	Dawson
Strike	28	YC98728	Cloudbreak Resources Ltd - 100%	Active	2035-12-18	Dawson
Strike	29	YC98729	Cloudbreak Resources Ltd - 100%	Active	2035-12-18	Dawson
Strike	30	YC98730	Cloudbreak Resources Ltd - 100%	Active	2035-12-18	Dawson
Strike	41	YC98741	Goldstrike Resources Ltd. - 100%	Active	2034-12-18	Dawson
Strike	42	YC98742	Goldstrike Resources Ltd. - 100%	Active	2034-12-18	Dawson
Strike	43	YC98743	Goldstrike Resources Ltd. - 100%	Active	2034-12-18	Dawson
Strike	44	YC98744	Goldstrike Resources Ltd. - 100%	Active	2034-12-18	Dawson
Strike	45	YC98745	Goldstrike Resources Ltd. - 100%	Active	2034-12-18	Dawson
Strike	46	YC98746	Cloudbreak Resources Ltd - 100%	Active	2035-12-18	Dawson
Strike	47	YC98747	Cloudbreak Resources Ltd - 100%	Active	2035-12-18	Dawson
Strike	48	YC98748	Cloudbreak Resources Ltd - 100%	Active	2035-12-18	Dawson
Strike	49	YC98749	Cloudbreak Resources Ltd - 100%	Active	2035-12-18	Dawson
Strike	50	YC98750	Cloudbreak Resources Ltd - 100%	Active	2035-12-18	Dawson
Strike	61	YC98761	Goldstrike Resources Ltd. - 100%	Active	2034-12-18	Dawson
Strike	62	YC98762	Goldstrike Resources Ltd. - 100%	Active	2034-12-18	Dawson
Strike	63	YC98763	Goldstrike Resources Ltd. - 100%	Active	2034-12-18	Dawson
Strike	64	YC98764	Goldstrike Resources Ltd. - 100%	Active	2034-12-18	Dawson

Claim Name	Claim Number	Grant Number	Owner	Status	Expiry Date	District
Strike	65	YC98765	Cloudbreak Resources Ltd - 100%	Active	2035-12-18	Dawson
Strike	66	YC98766	Cloudbreak Resources Ltd - 100%	Active	2035-12-18	Dawson
Strike	67	YC98767	Cloudbreak Resources Ltd - 100%	Active	2035-12-18	Dawson
Strike	68	YC98768	Cloudbreak Resources Ltd - 100%	Active	2035-12-18	Dawson
Strike	69	YC98769	Cloudbreak Resources Ltd - 100%	Active	2035-12-18	Dawson
Strike	70	YC98770	Cloudbreak Resources Ltd - 100%	Active	2035-12-18	Dawson
Strike	81	YC98781	Goldstrike Resources Ltd. - 100%	Active	2034-12-18	Dawson
Strike	82	YC98782	Goldstrike Resources Ltd. - 100%	Active	2034-12-18	Dawson
Strike	83	YC98783	Goldstrike Resources Ltd. - 100%	Active	2034-12-18	Dawson
Strike	84	YC98784	Goldstrike Resources Ltd. - 100%	Active	2034-12-18	Dawson
Strike	85	YC98785	Cloudbreak Resources Ltd - 100%	Active	2035-12-18	Dawson
Strike	86	YC98786	Cloudbreak Resources Ltd - 100%	Active	2035-12-18	Dawson
Strike	87	YC98787	Cloudbreak Resources Ltd - 100%	Active	2035-12-18	Dawson
Strike	88	YC98788	Cloudbreak Resources Ltd - 100%	Active	2035-12-18	Dawson
Strike	89	YC98789	Cloudbreak Resources Ltd - 100%	Active	2035-12-18	Dawson
Strike	90	YC98790	Cloudbreak Resources Ltd - 100%	Active	2035-12-18	Dawson
Strike	101	YC99475	Goldstrike Resources Ltd. - 100%	Active	2035-12-18	Dawson
Strike	102	YC99476	Goldstrike Resources Ltd. - 100%	Active	2035-12-18	Dawson
Strike	103	YC99477	Goldstrike Resources Ltd. - 100%	Active	2035-12-18	Dawson
Strike	104	YC99478	Goldstrike Resources Ltd. - 100%	Active	2035-12-18	Dawson
Strike	105	YC99479	Goldstrike Resources Ltd. - 100%	Active	2035-12-18	Dawson
Strike	106	YC99480	Goldstrike Resources Ltd. - 100%	Active	2035-12-18	Dawson
Strike	107	YC99481	Goldstrike Resources Ltd. - 100%	Active	2035-12-18	Dawson
Strike	108	YC99482	Goldstrike Resources Ltd. - 100%	Active	2035-12-18	Dawson
Strike	109	YC99483	Goldstrike Resources Ltd. - 100%	Active	2035-12-18	Dawson
Strike	110	YC99484	Goldstrike Resources Ltd. - 100%	Active	2035-12-18	Dawson
Strike	111	YC99485	Goldstrike Resources Ltd. - 100%	Active	2035-12-18	Dawson
Strike	112	YC99486	Goldstrike Resources Ltd. - 100%	Active	2035-12-18	Dawson
Strike	113	YC99487	Goldstrike Resources Ltd. - 100%	Active	2035-12-18	Dawson
Strike	114	YC99488	Goldstrike Resources Ltd. - 100%	Active	2035-12-18	Dawson

Appendix II: Aurora Geosciences IP Field Report and Sections

Contents

- Monte Carlo 2018 IP Field Report
- Apparent Resistivity Horizontal Slice at N=6
- Apparent Chargeability Horizontal Slice at N=6
- Apparent Resistivity Stacked Pseudosections
- Apparent Chargeability Stacked Pseudosections

AURORA GEOSCIENCES

NORTHERN GEOLOGICAL & GEOPHYSICAL CONSULTANTS
YELLOWKNIFE - WHITEHORSE - JUNEAU
34 Laberge Road, Whitehorse YT. 867.920.2729

Memorandum

To: Goldstrike Resources Ltd. **Date:** July 9th, 2018

From: Darrell Epp

Re: Lucky Strike IP Survey – Field Report

This memorandum report describes an induced polarization (IP) survey completed by Aurora Geosciences Ltd. for Goldstrike Resources Ltd. at the Lucky Strike property in Yukon Territory, Canada. This survey took place in one deployment, between June 22nd and July 4th, 2018.

The IP survey was conducted with the intent of outlining areas of sulphide mineralization, as well as assisting in delineating lithological & structural boundaries. The results of this survey are to be used to select targets for follow-up exploration.

Operations were based out of Goldstrike's Lucky Strike camp for the duration of the program. A crew log describing daily operations is included with this report.

A total of approximately 8.2 line-kilometers of IP survey were completed. Unedited data from the instrument dump files, as well as processed data (in Geosoft database format) are included in this report. Also included are section plots and plan maps of both apparent resistivity & apparent chargeability results.

1 Crew and Equipment

The following personnel conducted the survey:

Darrell Epp	Crew Chief	June 22nd-July 4th, 2018
Mac Clohan	Technician	June 22nd-July 4th, 2018
Dzmitry Spasau	Technician	June 22nd-July 4th, 2018
Ben Hale	Technician	June 22nd-July 4th, 2018

The crew was equipped with the following instruments and equipment :

IP System:
1 – GDD GRx8-32 (IP receiver)
1 – GDD Tx-II 3.6 kW (IP transmitter)
1 – Honda 5 kW motor generator

23 – 25 m 10-pin receiver cables
33 – Electrodes (stainless steel)
2 – Large winders
3 – Speedy winders
Current wire (8 km)

Other:

4 – Garmin hand-held non differential GPS receivers
1 – Laptop computer with Geosoft and Prosys software
1 – Satellite Phone
4 – Handheld radios
1 – Base radio with 120v inverter/antenna and 12v battery
6 – Bear deterrents (bear spray and bear banger set)
3 – Cross-pein hammers
3 – Machetes
2 – Axes
1 – Chainsaw
1 – Pop tent
1 – IP tool box
1 – Geophysical tool box

2 Survey Location

The Lucky Strike camp site is located approximately 90 kilometers south of Dawson City, Yukon Territory, Canada. The location of the IP survey is shown in Figure 1 below.

All coordinates described in this memo are referenced to UTM zone 7N, 1983 North America Datum (NAD83).

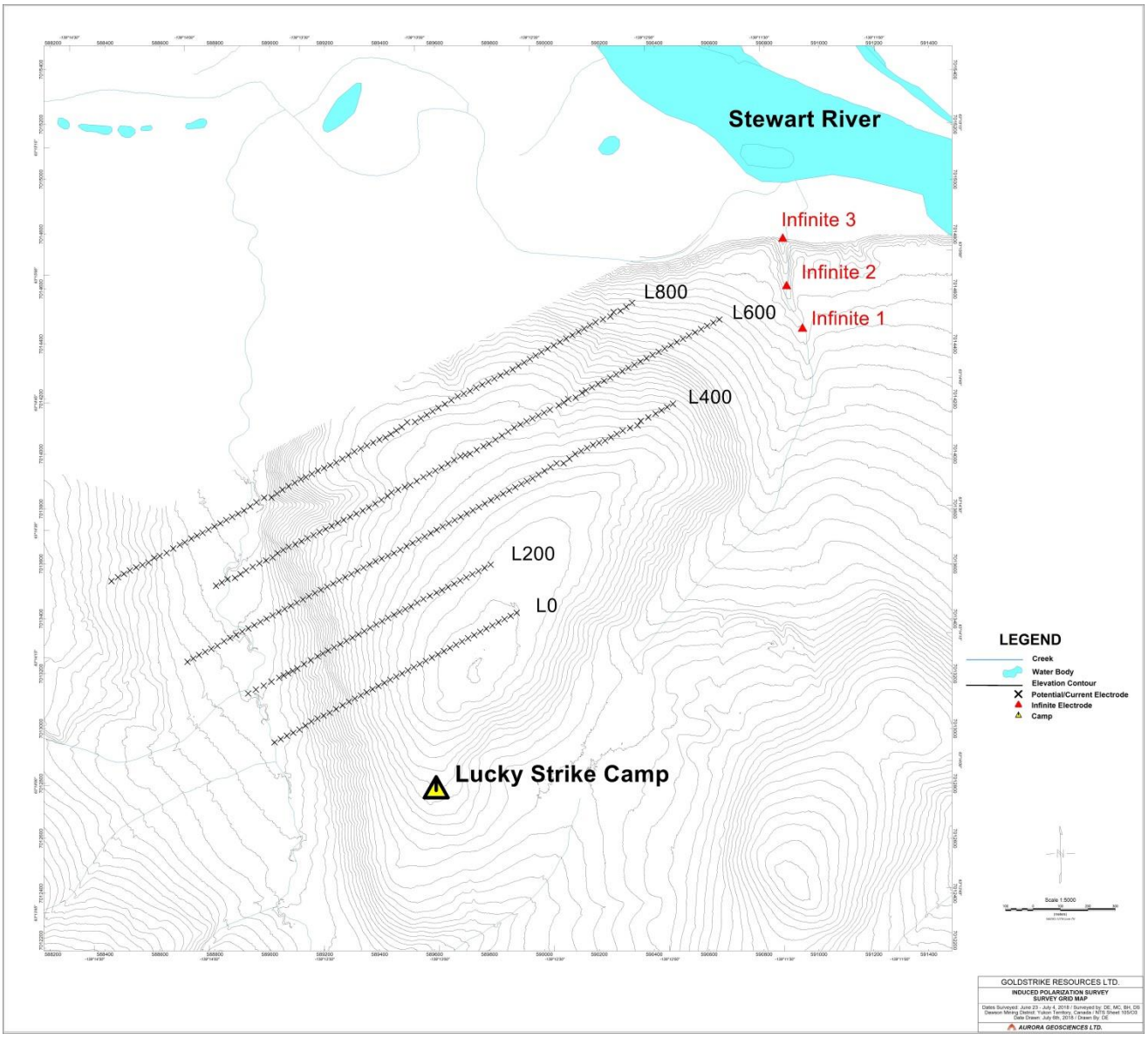

Figure 1 : IP survey location and grid map.

3 Grid Specifications

The IP survey grids were established digitally, without pickets, via GPS. Grid coordinate text files were formatted and uploaded to Garmin handheld GPS receivers (using UTM Projection NAD 83, Zone 7N) prior to the survey for ground-based navigation.

The following 5 lines spaced 200 meters apart comprise the survey grid:

Line	Location (centre)	Line length	Line azimuth	Infinite electrode location (ID)
0	589455E, 7013192N	1.000 km	62°	590940E, 7014456N (1)
200	589359E, 7013367N	1.000 km	62°	590940E, 7014456N (1)
400	589585E, 7013711N	2.000 km	62°	590940E, 7014456N (1)
600	589788E, 7014032N	2.075 km	62°	590882E, 7014611N (2)
800	589376E, 7014041N	2.150 km	62°	590940E, 7014456N (3)

4 Survey Specifications

The IP survey was completed according to the following specifications:

GPS gridding: Grids were laid out in NAD83 Zone 7N and uploaded to the GPS receivers.

Array : Pole-Dipole

Infinite electrode: Minimum 300 meters standoff

Dipole length : 25 meters

Dipole range: N=1-10

Station spacing : 25 meters

Transmitter signal : Time domain / 0.125 Hz frequency / 50% duty cycle / reversing polarity

(2s positive , 2s off, 2s negative, 2s off)

Receiver sampling: 20 time windows, with semi-logarithmic time windows

(6X40 ms, 7X80 ms and 7X160 ms)

Noise: Error in chargeability kept to 5% or less wherever possible. When not possible, readings were repeated to ensure their repeatability.

5 Data Processing

All IP data were downloaded, archived and imported into Geosoft's Oasis Montaj IP package for daily processing. Electrode locations and data plot points were georeferenced according to the observed handheld GPS data, collected simultaneously with the IP survey. Station elevations were extracted from a LiDAR-derived digital elevation model of the Lucky Strike Property, contoured at 5 meters.

The IP and resistivity data were inspected using the Oasis Montaj quality IP and resistivity control tool. Data exhibiting irregular decay curves were flagged, and readings that measured primary voltages (V_p's) of less than 1 mV were rejected. These readings remain in the database for further inspection. No averaging of repeat readings was performed. A subset channel of average IP values, windowed from 60 ms through 1880 ms, was then created for each of the lines surveyed. Finally, an apparent resistivity calculation, using georeferenced electrode positions, was performed on the edited data.

Stacked sections of the calculated apparent resistivity and apparent chargeability (incorporating all lines) are included with this report, as well as plan maps of both apparent resistivity and chargeability. These plan maps were horizontally sliced from 3D voxels, with slices at N=6 (pseudosection depth of 75 meters), and generated in Geosoft using the apparent resistivity and apparent chargeability data.

The Geosoft IP database channel names and descriptions are as follows:

Channel	Units	Description
Mem	N/A	Raw data sequence number.
Date	dd/mm/yyy	Date of data acquisition.
Hour	hh:mm:ss.s	Time of data acquisition.
Array	P-DP	Array type (Pole-Dipole).
LineTx	meters	Grid line coordinate of current electrode.
LineRx	meters	Grid line coordinate of reference potential electrode.
Dir	E-W	Survey direction.
T1X	meters	Grid easting coordinate of current electrode (Station #).
R1X	meters	Grid easting coordinate of potential electrode (Station #).
R2X	meters	Grid easting coordinate of potential electrode (Station #).
Tx1	meters	Grid easting coordinate of infinite electrode off line (arbitrarily chosen to be large (infinite)).
Contact	kOhm	Contact resistance of potential electrodes.

n	N/A	'n' level.
Rho	Ohm*m	Calculated (GDD receiver) apparent resistivity.
Sp	mV	Average spontaneous potential.
SpMin	mV	Minimum spontaneous potential.
SpMax	mV	Maximum spontaneous potential.
V_p	mV	Primary voltage, measured 240 ms in on time window.
$ErrV_p$	mV	Standard deviation in primary voltage, calculated by GDD receiver.
M	mV/V	Average chargeability, calculated by the GDD receiver.
ErrM	mV/V	Standard deviation in average chargeability, calculated by the GDD receiver.
I	Amperes	Injected current.
Ima	Milli-Amperes	Injected current.
Time	ms	Length of reading window.
Stack	N/A	Number of transmitter cycles measured during the course of the reading.
Mxx	N/A	GDD receiver calculated chargeability across time window xx. Twenty windows total – M01-M20.
IP_Decay	N/A	Chargeability decay curve (array channel) across all twenty time windows.
QC_(Type)	N/A	Quality control flags for resistivity (QC_Res) and chargeability (QC_IP).
IP_Avg	mV/V	Average chargeability reading from 60 ms through to 1880 ms.
Calcappres	Ohm*m	Calculated apparent resistivity values using georeferenced electrode positions.
X	meter	Grid referenced plot point –Easting (Station #), defined as midpoint between RX1 and RX2 potential electrodes.
Y	meter	Grid referenced plot point –Northing (Line #).
Z	meters	Grid referenced plot point – Depth.

Elevation	meters	Georeferenced elevation of apparent resistivity/apparent chargeability plot in meters above sea level (Elevation = Topo + Z).
Topo	meters	Georeferenced surface location of Stn/X coordinate – LiDAR derived elevation, in meters above sea level.
T1_Z	meters	Georeferenced elevation of current electrode (T1X), in meters above sea level.
T1_UTME	meters	Georeferenced coordinate of current electrode (T1X)-Easting.
T1_UTMN	meters	Georeferenced coordinate of current electrode (T1X)-Northing.
R1_Z	meters	Georeferenced elevation of potential electrode 1 (R1X), in meters above sea level.
R1_UTME	meters	Georeferenced coordinate of potential electrode 1 (R1X)-Easting.
R1_UTMN	meters	Georeferenced coordinate of potential electrode 1 (R1X)-Northing.
R2_Z	meters	Georeferenced elevation of potential electrode 2 (R2X), in meters above sea level.
R2_UTME	meters	Georeferenced coordinate of potential electrode 2 (R2X)-Easting.
R2_UTMN	meters	Georeferenced coordinate of potential electrode 2 (R2X)-Northing.
T2_Z	meters	Georeferenced elevation of distant/infinite electrode, in meters above sea level.
T2_UTME	meters	Georeferenced coordinate of distant/infinite electrode –Easting.
T2_UTMN	meters	Georeferenced coordinate of distant/infinite electrode –Northing.
Stn	meters	Apparent resistivity/apparent chargeability plot position defined as the midpoint between R1X and T1X – grid coordinate.
Xnad83z7	meters	Georeferenced coordinate of apparent resistivity/apparent chargeability plot point (Stn/X) – Easting.
Ynad83z7	meters	Georeferenced coordinate of apparent resistivity/apparent chargeability plot point (Stn/X) – Northing.

6 Products

The following files are included in the digital version of this report:

Folder name	Description of contents
\Raw Data\Date	Unedited instrument data dump files sorted by date.
\Processed Data\Data Format	Processed IP data in Geosoft database (GDB) and ASCII format (XYZ), as well as Geosoft 3D voxel grids.
\Final Products\Data Format	Stacked section maps of apparent chargeability & resistivity pseudosections, in packed Geosoft map format & PDF exports.
	Plan maps of apparent chargeability & resistivity, horizontally sliced from 3D voxel at n=6, in packed Geosoft map format & PDF exports.
	Georegistered grid images, in GeoTiff format, of horizontal sliced grids.
\CrewLog\	Production summary and daily log in PDF Format.

Respectfully submitted,

Aurora Geosciences Ltd.

Darrell Epp, B.Sc.

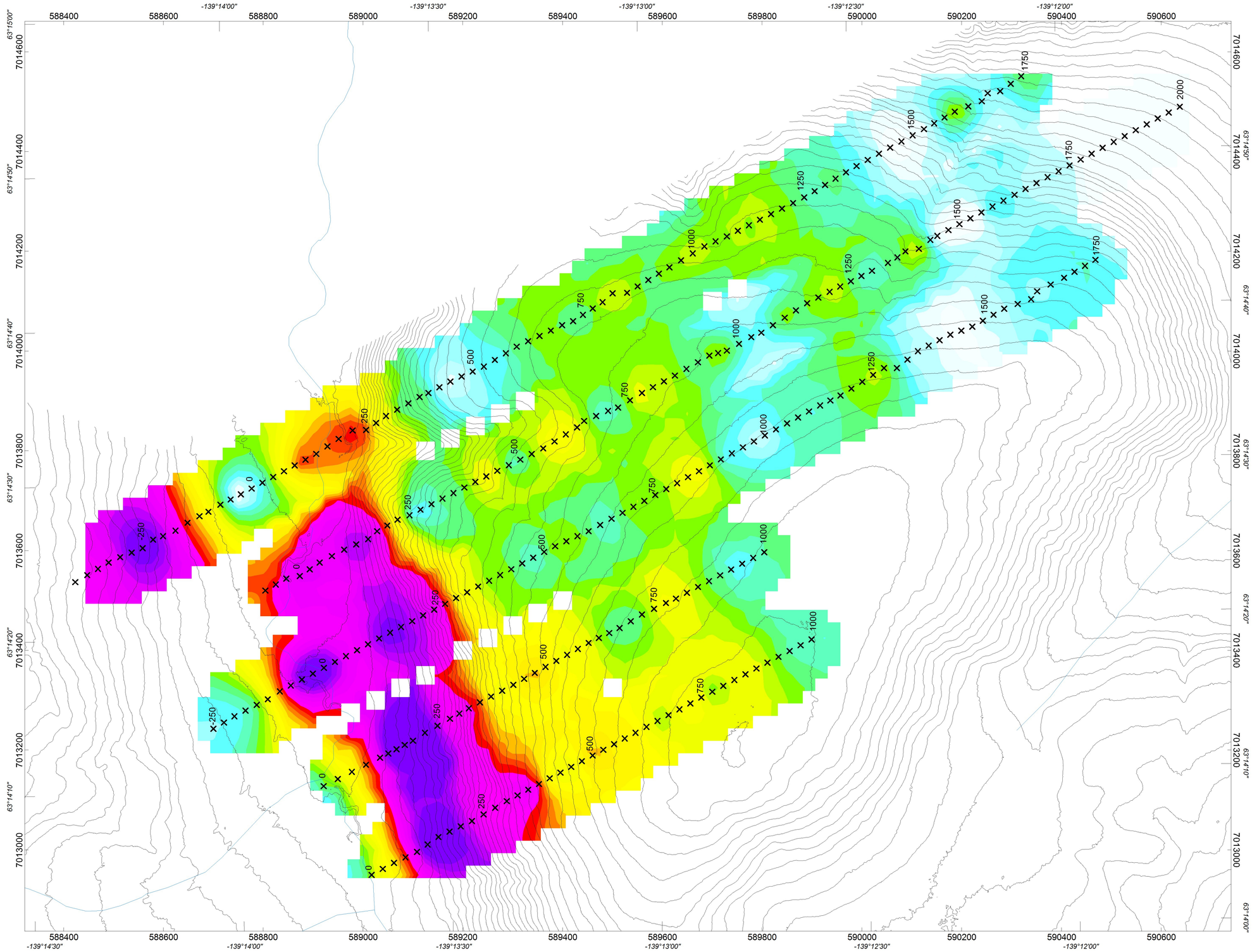

LEGEND

Creek

Elevation Contour

Electrode Position

Receiver: GDD GRx8-32

Transmitter: GDD Tx-II 3.6kW

Data File: GSR-20180705-luckystrike_IP_Master.gdb

Voxel: GSR-20180706-luckystrike_Res.geosoft_voxel

887.1
786.9
698.0
619.2
549.3
487.3
432.2
383.4
340.1
301.7
267.6
237.4
210.6
186.8
165.7
147.0
130.4
115.7
102.6
91.0
80.7
71.6
63.5
56.4

Apparent Resitivity
ohm.m

Scale 1:5000

100 0 100 200 300

(meters)

NAD83 / UTM zone 7N

GOLDSTRIKE RESOURCES LTD.

INDUCED POLARIZATION SURVEY
APPARENT RESISTIVITY IMAGE
HORIZONTAL SLICE AT N=6

Dates Surveyed: June 23 - July 4, 2018 / Surveyed by: DE, MC, BH, DS
Dawson Mining District: Yukon Territory, Canada / NTS Sheet 105/O3
Date Drawn: July 6th, 2018 / Drawn By: DE

AURORA GEOSCIENCES LTD.

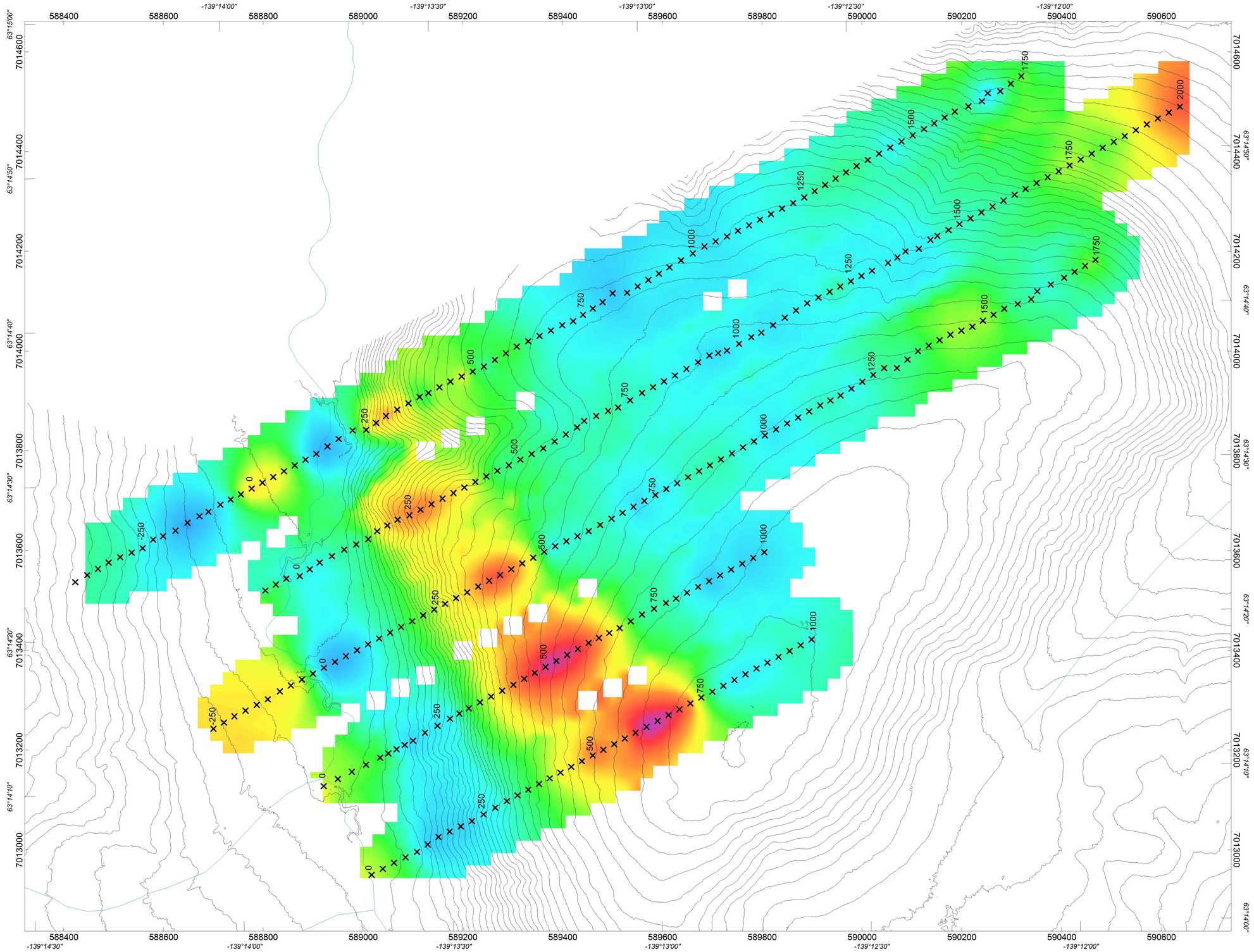

LEGEND

Creek

Elevation Contour

Electrode Position

Receiver: GDD GRx8-32

Transmitter: GDD Tx-II 3.6kW

Data File: GSR-20180705-luckystrike_IP_Master.gdb

Voxel: GSR-20180706-luckystrike_Chargeability.geosoft_voxel

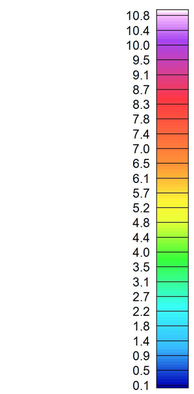

Apparent Chargeability
mV/V

Scale 1:5000

100 0 100 200 300

(meters)

NAD83 / UTM zone 7N

GOLDSTRIKE RESOURCES LTD.

INDUCED POLARIZATION SURVEY
APPARENT CHARGEABILITY IMAGE
HORIZONTAL SLICE AT N=6

Dates Surveyed: June 23 - July 4, 2018 / Surveyed by: DE, MC, BH, DS
Dawson Mining District: Yukon Territory, Canada / NTS Sheet 105/O3
Date Drawn: July 6th, 2018 / Drawn By: DE

AURORA GEOSCIENCES LTD.

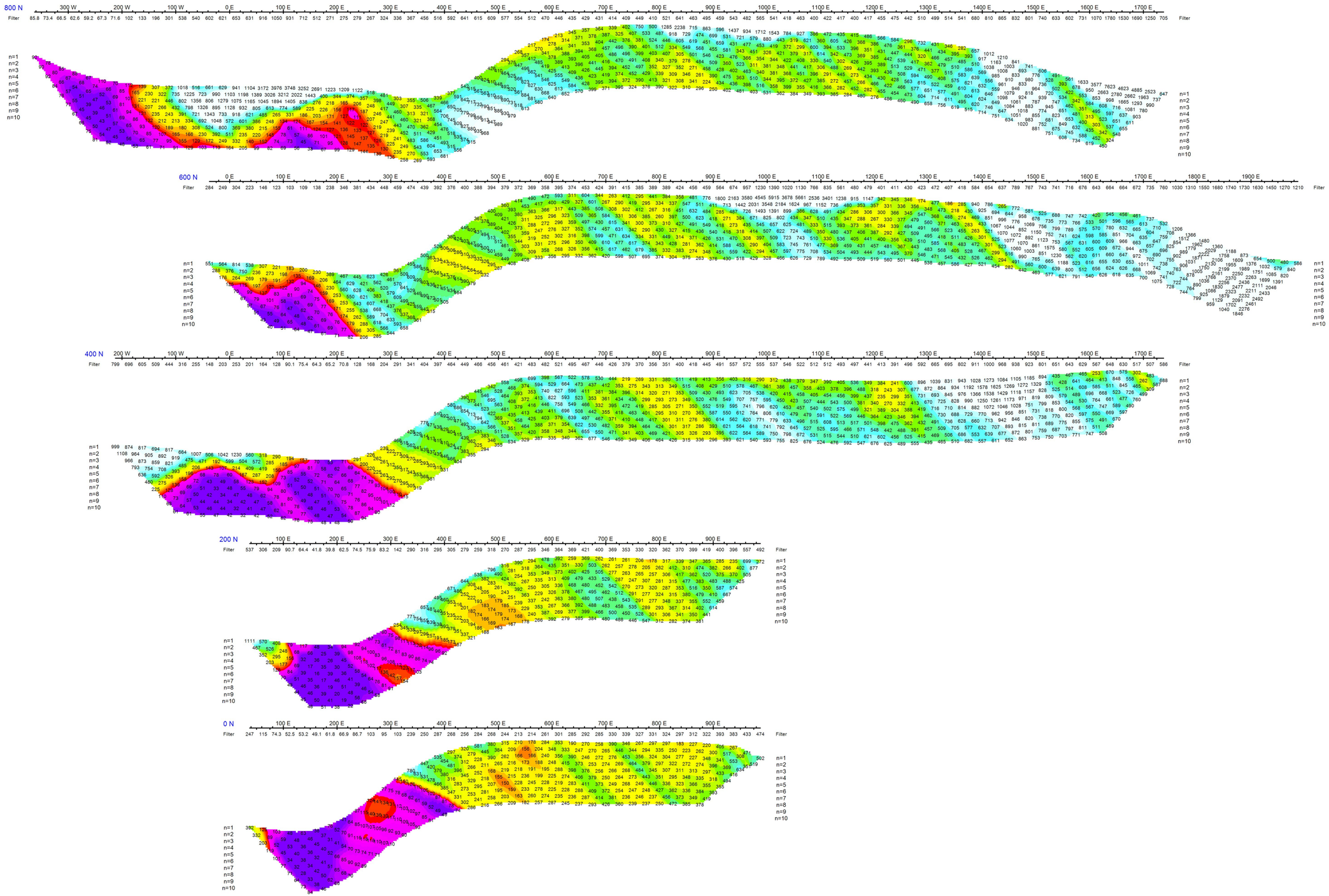

Stacked Section Map

Apparent Resistivity

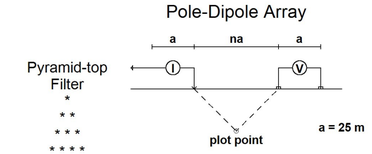

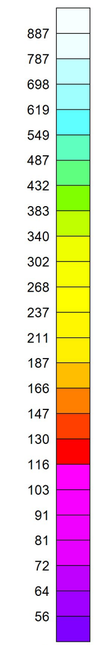

Apparent Resistivity
ohm.m

Receiver: GDD GRx8-32
Transmitter: GDD Tx-II 3.6kW
Data File: GSR-20180705-luckystrike_IP_Master.gdb

Scale 1:5000

50 0 50 100 150 200 250 300

(meters)

GOLDSTRIKE RESOURCES LTD.

INDUCED POLARIZATION SURVEY

LUCKY STRIKE PROPERTY

STACKED SECTION MAP - APPARENT RESISTIVITY

Dates Surveyed: June 23 - July 4, 2018 / Surveyed by: DE, MC, BH, DS
Dawson Mining District: Yukon Territory, Canada / NTS Sheet 105/O3
Date Drawn: July 6th, 2018 / Drawn By: DE

AURORA GEOSCIENCES LTD.

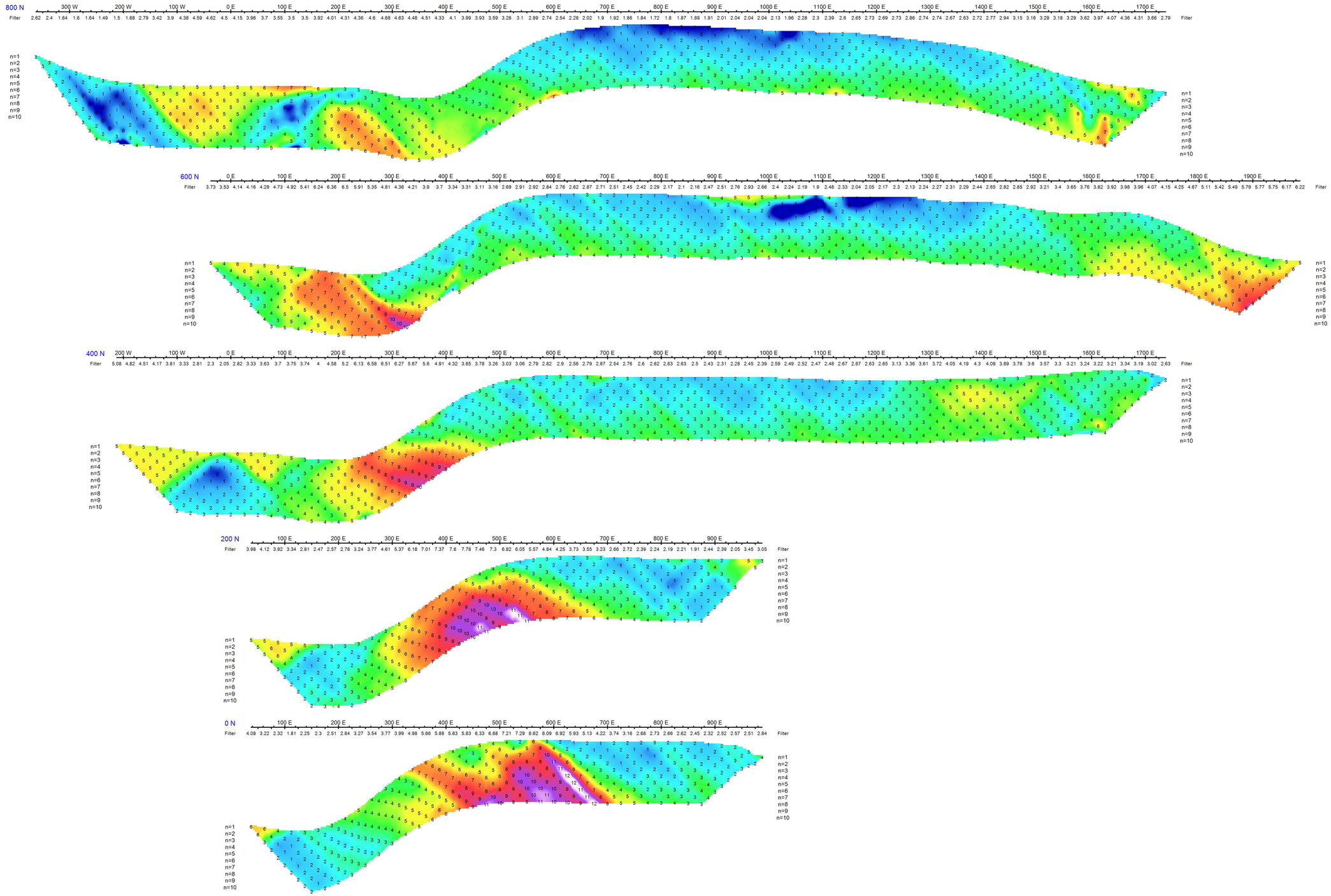

Stacked Section Map

Apparent Chargeability

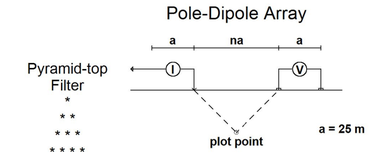

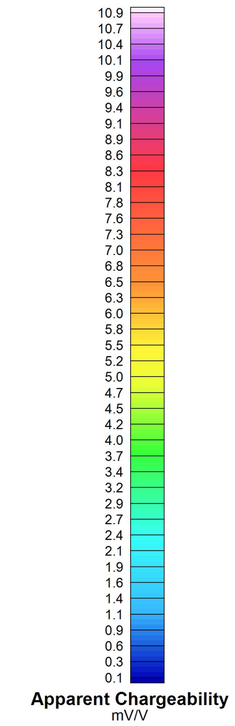

Receiver: GDD GRx8-32
Transmitter: GDD Tx-II 3.6kW
Data File: GSR-20180705-luckystrike_IP_Master.gdb

Scale 1:5000

50 0 50 100 150 200 250 300

(meters)

GOLDSTRIKE RESOURCES LTD.

INDUCED POLARIZATION SURVEY

LUCKY STRIKE PROPERTY

STACKED SECTION MAP - APPARENT CHARGEABILITY

Dates Surveyed: June 23 - July 4, 2018 / Surveyed by: DE, MC, BH, DS

Dawson Mining District: Yukon Territory, Canada / NTS Sheet 105/O3

Date Drawn: July 6th, 2018 / Drawn By: DE

AURORA GEOSCIENCES LTD.

Appendix III: Data Verification and QA/QC Report

LUCKYSTRIKE RESOURCES LTD.

Lucky Strike Property

Data Verification of 2018 Core and Trench Samples

Diana M. Benz, Ph.D.

January 20, 2019

Luckystrike Resources Ltd.
Lucky Strike Property Data Verification of 2018 Core and Trench Samples

Table of Contents

Summary 1

1.0 Introduction and Terms of Reference 2

1.1 Terms of Reference 2

1.2 Purpose of the Report 3

1.3 Sources of Information 3

2.0 Sampling Survey Methodology 3

2.1 Chain of Custody 4

3.0 Data Verification 4

4.0 Sample Preparation and Analysis 4

3.0 Moving Average 5

4.0 Standard Reference Material Sample Verification 43

4.1 SRM Process Performance 45

5.0 Conclusions and Recommendations 62

6.0 References 62

Table of Figures

Figure 1 Average Element Values of Core Samples Run in a Series. 24

Figure 2 Average Element Values of Trench Samples Run in a Series. 43

Figure 3 SRM Process Performance and Moving Range Evaluation for Gold in the Core Sample Series. 46

Figure 4 SRM Process Performance and Moving Range Evaluation for the CDN-CGS-7 SRM in the Core Sample Series. 48

Figure 5 SRM Process Performance and Moving Range Evaluation for the CDN-CM-25 Certified SRM in the Core Sample Series.. 50

Figure 6 SRM Process Performance and Moving Range Evaluation for the CDN-GS-15B SRM in the Core Sample Series. 51

Figure 7 SRM Process Performance and Moving Range Evaluation for the CDN-GS-6B SRM in the Core Sample Series. 52
Figure 8 SRM Process Performance and Moving Range Evaluation for the CDN-ME-18 Certified SRM in the Core Sample Series. 55
Figure 9 SRM Process Performance and Moving Range Evaluation for Gold in the Trench Sample Series. 56
Figure 10 SRM Process Performance and Moving Range Evaluation for the CDN-CGS-7 SRM in the Trench Sample Series. 58
Figure 11 SRM Process Performance and Moving Range Evaluation for the CDN-CM-25 Certified SRM in the Trench Sample Series. 60
Figure 12 SRM Process Performance and Moving Range Evaluation for the CDN-GS-6B SRM in the Trench Sample Series. 61

Appendix A

Bureau Veritas Commodities Canada Ltd. Internal QC Report with Errors Calculations

Summary

Data quality is important to ensure that the reflection of real-world systems is as accurate and precise as possible for reliable interpretations. The goal of data verification is to determine whether or not to use the data and if the samples need to be re-assayed. If the data verification process locates numerous errors or inconsistencies, then the data is not fit for its intended purpose of modelling natural systems (e.g., locating gold deposits). The data to be reviewed for this report are the 2018 diamond drill hole (DDH) core and trench samples from Luckystrike Resources' Lucky Strike Project.

The Lucky Strike Project is a White Gold District greenfields project located along the Stewart River in the Yukon Territory. The White Gold District is within the Yukon-Tanana Terrane and is part of the Tintina Gold Province which hosts several gold and base metal deposits in the Yukon and Alaska such as Cantung (tungsten), Keno Hill (silver), Brewery Creek (gold), Fort Knox (gold-USA) and Donlin Creek (gold-USA). Over 50 million ounces of lode gold have been defined within the Tintina Gold Province (Goldfarb, et al., 2007). Luckystrike Resources' exploration work on the Lucky Strike Property began in 2011. Their primary interest is in the discovery of a gold deposit. In 2018, eleven (11) diamond drill holes, totalling 1,359.71 metres, as well as 11 (eleven) trenches, totalling 1,844.00 metres, were worked.

To verify the quality of diamond drill hole (DDH) and trench samples collected in 2018 for the Luckystrike Resources Lucky Strike Project, the author conducted a technical review of 58 blanks, 40 gold ± copper and 18 multi-element Standard Reference Material (SRM) samples from the core sample data, as well as 25 blanks, 9 gold ± copper and 2 multi-element Standard Reference Material (SRM) samples from the trench sample data. The samples were analysed at Bureau Veritas Minerals in Vancouver, BC using the following techniques: MA200 four-acid digestion with an inductively-coupled plasma mass spectroscopy (ICP-MS) or [atomic] emission spectroscopy (ICP-ES) finish for 45 elements, FA350-Au lead-collection 50 gram fire assay fusion procedure with an inductively-coupled plasma [atomic] emission spectroscopy (ICP-ES) finish for gold and AQ200-Hg 1:1:1 aqua regia digestion of a 15 gram split with an inductively-coupled plasma mass spectroscopy (ICP-MS) finish for mercury.

The quality of the assay program was assessed using the moving average of the samples in a series based on the assay certificates while the SRM performance was assessed based on their recommended values and the standard deviation from their mean. Field or pulp duplicate samples were not inserted into the sample stream during the 2018 exploration program.

The moving average is the mean of two samples assayed in sequence including blanks and standard reference materials. This ensures that the variations shown in the running average are aligned with shifts in time to emphasize cross-contamination between samples or differences between batches. Based on the assumed series of the samples, there were no obvious indicators of between-sample contaminations or batch-based differences.

The accuracy and precision of the data was determined by the analysis of SRMs. In this project, pulp blank SRMs (CDN-BL-10 & CDN-BL-9), one very high gold (15.98 g/t Au, CDN-GS-6B), one high gold SRM (6.45 g/t Au, CDN-GS-6B), one mid-gold + copper SRM (950 ppb Au with 10,100 ppm Cu, CDN-CGS-7), one low gold + copper (228 ppb Au with 1,910 ppm Cu, CDN-CM-25) and one multi-element, certified SRM (0.512 g/t Au, 58.3 g/t Ag, 1.931 % Cu, 0.098 % Pb and 4.60% Zn; CDN-ME-18) were used for two assay methods MA200 and FA350. The gold values of the SRMs are plotted with respect to ±2 and ±3 standard deviations of the SRM mean to show any failed SRM samples. Samples that are located beyond

the 3 sigma error lines signify a SRM sample failure. For within lab SRM quality analysis, 80% of the samples within the 3 sigma error lines are considered acceptable for exploration programs (as compared to 90-95% for resource modeling). Samples plotted outside the error lines are dependent upon the detection limit values of each element. Although there was an insufficient number of gold and multi-element SRMs assayed (<20) for the majority of the two programs to be statistically representative, the overall accuracy and precision of the data is considered to be satisfactory for this stage of development on the Lucky Strike Property.

In conclusion, the accuracy and precision of the data is considered to be satisfactory. Recommendations for future projects include: using a SRM with a matrix that more closely matches the samples to check for digestion inconsistencies (e.g., carbonate SRM was used for silica project), inserting duplicate samples into the sample stream to check accuracy of the data, using a coarse blank to check for cross-contamination during crushing and pulverizing, developing a QA/QC program to allow for a statistical representation of the population of SRMs (e.g., ≥20 of each type of SRM/ QC samples) and performing data verification upon receipt of the results.

1.0 Introduction and Terms of Reference

To verify the quality of diamond drill hole (DDH) samples collected in 2018 for the Luckystrike Resources Lucky Strike Project, the author conducted a technical review of 1,459 core samples including 58 blanks, 5 very high gold, 9 high gold +copper, 5 mid-gold, 19 low gold + copper and 18 multi-element standard reference material samples, as well as 921 trench samples including 25 blanks, 1 very high gold, 11 high gold +copper, 9 mid-gold, 6 low gold + copper and 2 multi-element standard reference material samples. The samples were analysed at Bureau Veritas Minerals in Vancouver, BC.

1.1 Terms of Reference

The Lucky Strike Project is a White Gold District greenfields project located along the Stewart River in the Yukon Territory. The White Gold District is within the Yukon-Tanana Terrane and is part of the Tintina Gold Province which hosts several gold and base metal deposits in the Yukon and Alaska such as Cantung (tungsten), Keno Hill (silver), Brewery Creek (gold), Fort Knox (gold-USA) and Donlin Creek (gold-USA). Over 50 million ounces of lode gold have been defined within the Tintina Gold Province (Goldfarb, et al., 2007). Luckystrike Resources's exploration work on the Lucky Strike Property began in 2011 with their primary interest in the location of a gold deposit. Luckystrike Resources has currently identified five gold-in-soil anomalous zones along a 10 kilometre northwest-southeast trend (from west to east): Monte Carlo, Belmont, Samson, Boss and Maverick. Mineralization within the Property is typically in the form of free gold spatially related to limonite and pyrite hosted within highly weathered and oxidized units of quartz-veined, sub-brecciated, silicified and carbonate-altered orthogneiss and schists (Jones, 2017).

All the samples were collected from the Monte Carlo Zone located within 115O 03 map sheet area around the Stewart River. Between June 17th and July 6th, 2018 a total of 1,359.71 metres were drilled from eleven diamond drill holes using a KD 600-2 diamond drill – HTW core size. From July 20th to August 28th a total of 1,844.00 metres of trench samples were collected.

1.2 Purpose of the Report

The purpose of this report is to serve as a verification of the quality of the samples collected by Luckystrike Resources during the 2018 Lucky Strike exploration program. This data verification report is intended to provide a quality analysis/quality control (QA/QC) review of 1,345 core samples with 58 blanks, 5 very high gold, 9 high gold +copper, 5 mid-gold, 19 low gold + copper and 18 multi-element standard reference material samples inserted into the core sample stream, as well as 867 trench samples with 25 blanks, 1 very high gold, 11 high gold +copper, 9 mid-gold, 6 low gold + copper and 2 multi-element standard reference material samples inserted into the trench sample stream. Ideally, at least 20 to 50 of each type of QC sample would be inserted into the sample stream to acquire a statistical representation of the quality of the data.

1.3 Sources of Information

The Luckystrike Resource Verification Report is based on technical data, documents, reports and information supplied Luckystrike Resources.

2.0 Sampling Survey Methodology

All drill core and trench samples, collected during the 2018 field season, were selected, sealed and shipped to Bureau Veritas Minerals in Vancouver, BC. All core samples were selected by Druid Exploration site geologists, split, logged and photographed prior to sealing in a core box. Split core samples were individually placed in labeled polythene sample bags tie and stored on-site before transport. Trench samples were also individually placed in labeled polythene sample bags tie and stored on-site before transport. Groups of core or trench samples were then placed into sturdy, labeled, woven-polyethylene bags, sealed with a security tie and stored for shipping to a secure location in Dawson City, YT or directly to the Bureau Veritas Minerals facility in Whitehorse, YT.

On-site samples were monitored by the site geologist but not stored in a locked facility due to the remoteness of the camp's location. All sample packaging for transport was overseen by the site geologist and documented with sample names, sample type, core box number, assay type, security tag number, shipping date and shipping identification. Samples stored at the secure facility in Dawson City were routinely transported by courier to the Bureau Veritas Minerals compound in Whitehorse, YT.

All samples were crushed and pulverized using the PRP70-250 method which crushes 1 kilogram of the sample until 70% passes through a 10 mesh screen (2 mm) then a 250 gram split is pulverized until ≥85 % of material passes through a 200 mesh (75 micron). The resulting sample pulps were analyzed by Bureau Veritas in Vancouver, BC. The remaining coarse reject portions were returned to a secure facility in Dawson City, YT. All the samples (1459 core and 921 trench) were analyzed using the Bureau Veritas assay procedure MA200, a four-acid digestion with an inductively-coupled plasma mass spectroscopy (ICP-MS) or [atomic] emission spectroscopy (ICP-ES) finish and the FA350-Au lead-collection 50 g fire assay fusion procedure with an inductively-coupled plasma [atomic] emission spectroscopy (ICP-ES) finish. In addition, Hg was assayed using the AQ200, a 1:1:1 aqua regia digestion of a 50 gram split with an inductively-coupled plasma mass spectroscopy (ICP-MS) finish.

A small number of QC samples (6) were assayed using the FA-550 assay method to test the quality of any over-limit (>10 ppm Au) samples. There were no core or trench samples assayed by the FA-550 method therefore the quality of this over-limit method is not commented upon.

2.1 Chain of Custody

The sampling was conducted, under the supervision of Dan Ferraro, a consulting geologist. Work on the project was conducted project geologists, prospectors and field assistants employed by Druid Exploration and trained with respect to standard procedures and necessary sample documentation relating to sample location and descriptions. The QA/QC protocols were overseen by Stephan Kruse, PGeo, who was Luckystrike's in-house Qualified Person. Core samples were placed in labeled core boxes, sealed and stored on-site by the project geologist before transport by helicopter or carrier. Trench samples were placed in woven-polyethylene bags, sealed and stored on-site by the project geologist before transport by helicopter or carrier. The samples were delivered by a geologist or carrier to the Bureau Veritas compound in Dawson City, YT or the Bureau Veritas facility in Whitehorse, YT. All samples were crushed, pulverized and the resulting sample pulps and coarse reject portions of the samples remain in storage at the Bureau Veritas storage facility in Vancouver, BC until their return to a secure facility in Dawson City, YT or disposal.

3.0 Data Verification

All GPS units for collar locations are downloaded to a laptop using DNR Garmin®. The GPS information is transferred into a Microsoft Excel® spreadsheet and the remaining sample information undergoes manual data entry. The database and core logs are checked by the site geologist while in the field, and again in the office prior to submission to the project geologist. The database is checked by trained employees a third time against the sample booklets for errors and omissions. A fourth check of the database is conducted when the results are merged with the database. The fifth and final check of the database is performed by the geologist writing the assessment report on the property.

Data integrity was also verified through routine quality control procedures at the Bureau Veritas Minerals in Vancouver, BC where analytical duplicate samples and control reference materials were inserted into the sample stream at a ratio of approximately 1 in 20 samples. All analytical results are closely monitored and evaluated by Bureau Veritas professional assayers. Bureau Veritas Minerals is accredited for ISO 17025:2005 and ISO 9001:2015. These accreditations mandate the principles and disciplines that are accepted and recognized worldwide as a sound basis for quality management systems as well as ensuring the necessary processes and supervision are established. Verification of assays wass performed by Bureau Veritas using internal QA/QC procedures of duplicates, blanks and proprietary reference standards.

4.0 Sample Preparation and Analysis

All samples were crushed, pulverized and a split of the sample pulps were analysed for 45 elements plus Hg: Ag ppm, Al %, As ppm, Ba ppm, Be ppm, Bi ppm, Ca %, Cd ppm, Ce ppm, Co ppm, Cr ppm, Cu ppm, Fe %, Hf ppm, In ppm, K %, La ppm, Li ppm, Mg %, Mn ppm, Mo ppm, Na %, Nb ppm, Ni ppm, P %, Pb ppm, Rb ppm, Re ppm, S %, Sb ppm, Sc ppm, Se ppm, Sn ppm, Sr ppm, Ta ppm, Te ppm, Th ppm, Ti %, Tl

ppm, U ppm, V ppm, W ppm, Y ppm, Zn ppm, Zr ppm and Hg ppb. The remaining coarse reject portions and splits of the samples remain in storage at Bureau Veritas storage facility in Vancouver, BC until their return to Druid Exploration's secure compound in Dawson City, YT. The core samples were processed using the Bureau Veritas PPRP70-250 prep code to crush, split and pulverize 500 g rock to 70% passing through a 200 mesh. The samples were assayed using the Bureau Veritas assay procedure MA200, a four-acid digestion of a 0.25 gram split with an inductively-coupled plasma mass spectroscopy (ICP-MS) or emission spectroscopy (ICP-ES) finish for 45 elements. During the four-acid digestion process, a 0.25 gram split is heated in nitric acid (HNO_3), perchloric acid ($HClO_4$) and hydrofluoric acid (HF) to fuming and taken to dryness with the residue dissolved in hydrochloric acid (HCl). The samples were also analysed by Bureau Veritas FA350-Au lead-collection 50 g fire assay fusion procedure with an inductively-coupled plasma [atomic] emission spectroscopy (ICP-ES) finish for gold as well as the AQ200-Hg, a 1:1:1 aqua regia digestion of a 50 gram split with an inductively-coupled plasma mass spectroscopy (ICP-MS) finish for mercury. No duplicate samples were collected in the field and no reject pulps were requested for re-analysis (i.e., no field or lab duplicates were assayed for this project).

3.0 Moving Average

The moving average is the mean of two samples assumed to be assayed in sequence including blanks and standard reference materials. This ensures that the variations in the running mean are aligned with shifts in time to emphasize cross-contamination between samples or differences between batches. For example, a highly anomalous sample that has contaminated subsequent samples would show up as a very slowly descending slope that causes the moving average to diminish slowly over time. A common moving average batch anomaly may also be produced by incomplete digestion. Often a lab will group samples into batches of 20 to 50 samples, where one batch will be processed under the same conditions at the same time. A batch that has undergone incomplete digestion will show smaller concentrations of the elements in the minerals most resistant to the digestion method used, especially when compared to the same assay conducted at a different lab or to a SRM analysed in the same batch.

Figure 1 is the average element values of the core samples run in an assumed series for each drill hole as determined by the assay certificates for the elements of interest: Au, Cu, Pb, Zn and Ag. The multi-element SRM was not inserted into the samples streams for DDLS-18-09 to 11. Figure 2 is the average element values of the trench samples run in an assumed series for each trench as determined by the assay certificates for the elements of interest: Au, Cu, Pb, Zn and Ag. Multi-element SRMs were inserted into the samples streams for LSTR-18-03 and 05. Based on this assumed series, there are no obvious indicators of between-sample contaminations that may have occurred during the preparation of the samples nor any obvious incomplete digestion errors.

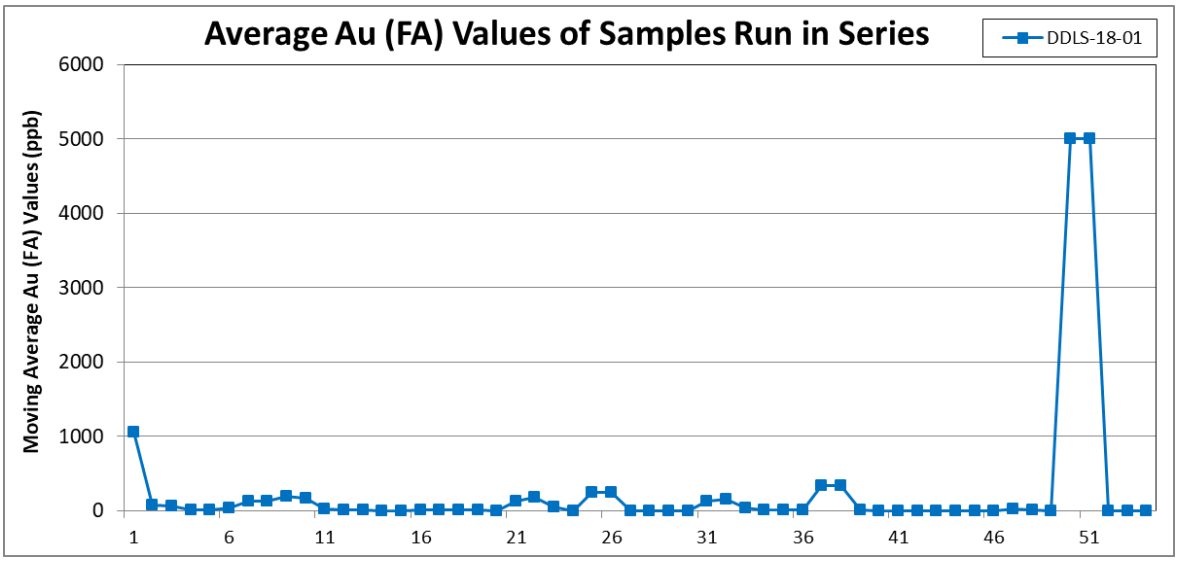
Average Au (FA) Values of Samples Run in Series
DDLS-18-01
Moving Average Au (FA) Values (ppb)
6000
5000
4000
3000
2000
1000
0
1 6 11 16 21 26 31 36 41 46 51

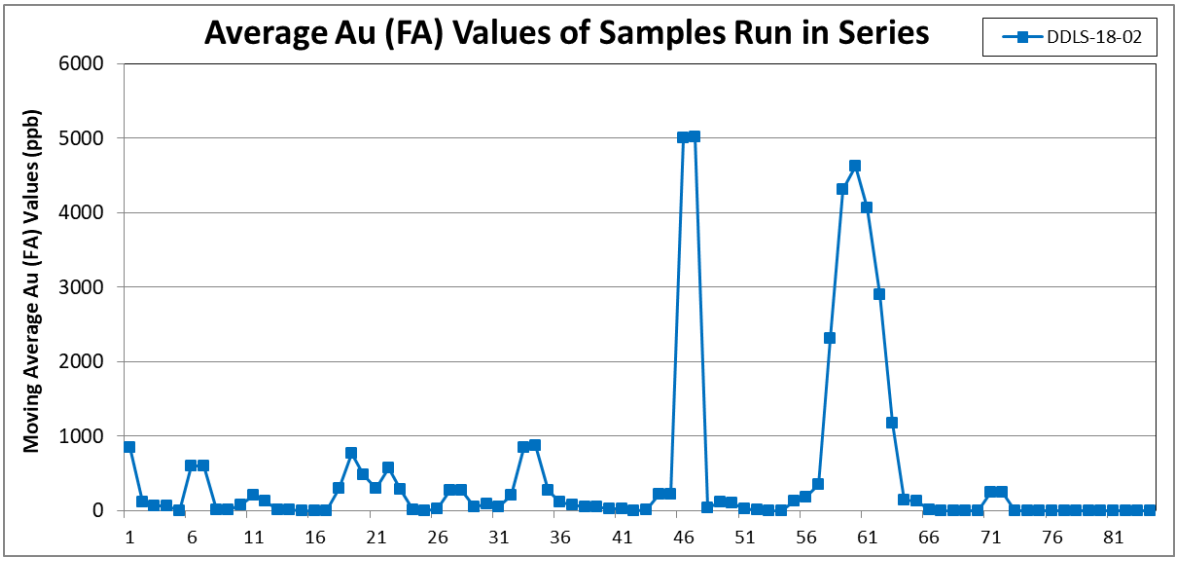
Average Au (FA) Values of Samples Run in Series
DDLS-18-02
Moving Average Au (FA) Values (ppb)
6000
5000
4000
3000
2000
1000
0
1 6 11 16 21 26 31 36 41 46 51 56 61 66 71 76 81

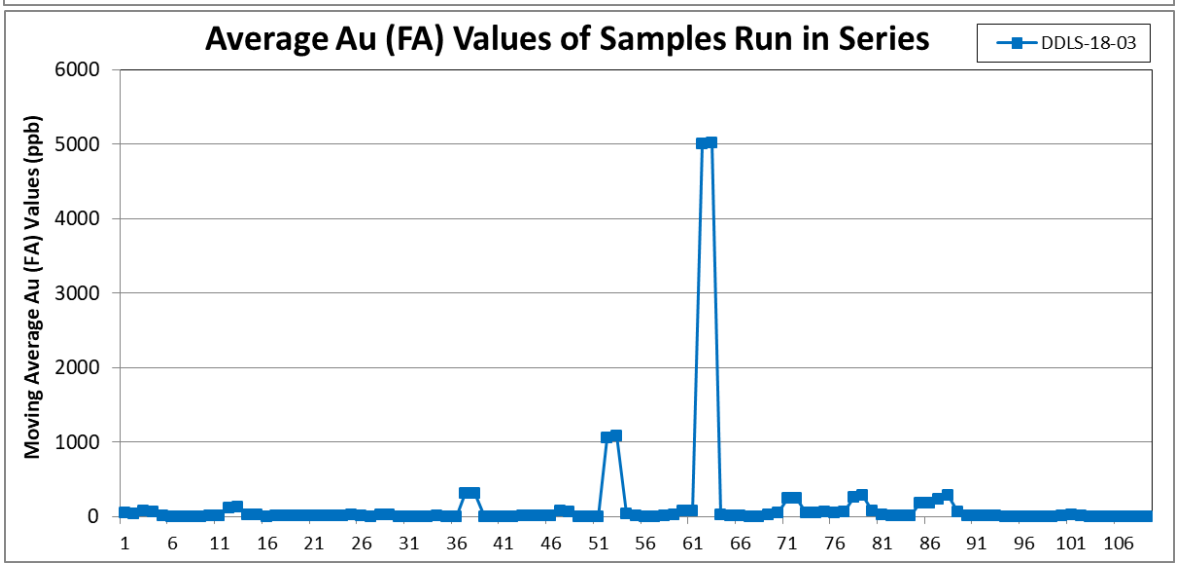
Average Au (FA) Values of Samples Run in Series
DDLS-18-03
Moving Average Au (FA) Values (ppb)
6000
5000
4000
3000
2000
1000
0
1 6 11 16 21 26 31 36 41 46 51 56 61 66 71 76 81 86 91 96 101 106

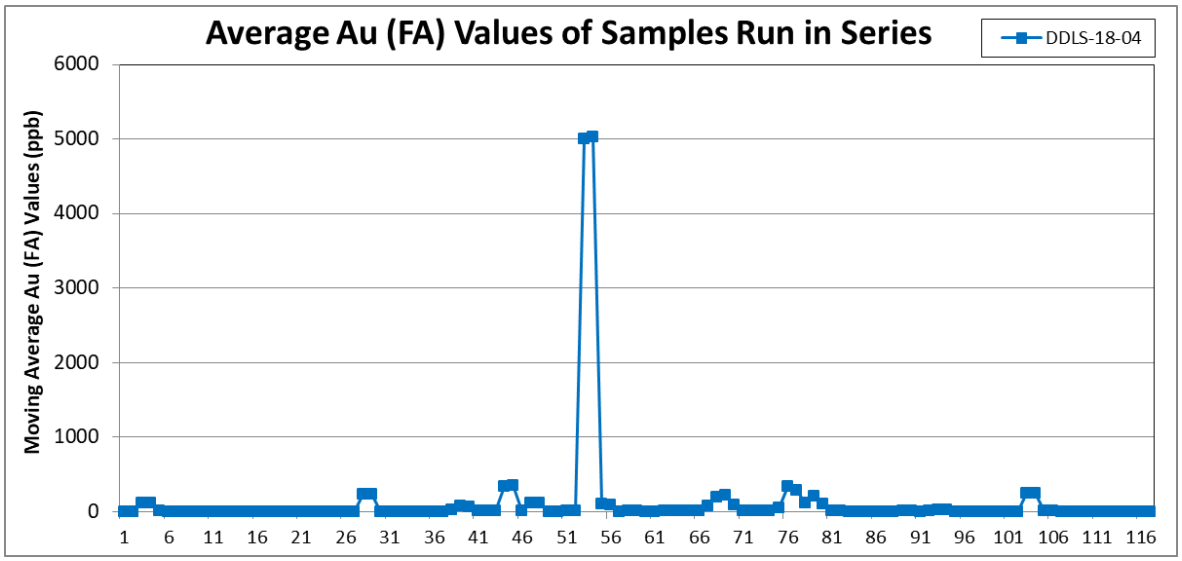
Average Au (FA) Values of Samples Run in Series
DDLS-18-04
Moving Average Au (FA) Values (ppb)
0
1000
2000
3000
4000
5000
6000
1 6 11 16 21 26 31 36 41 46 51 56 61 66 71 76 81 86 91 96 101 106 111 116

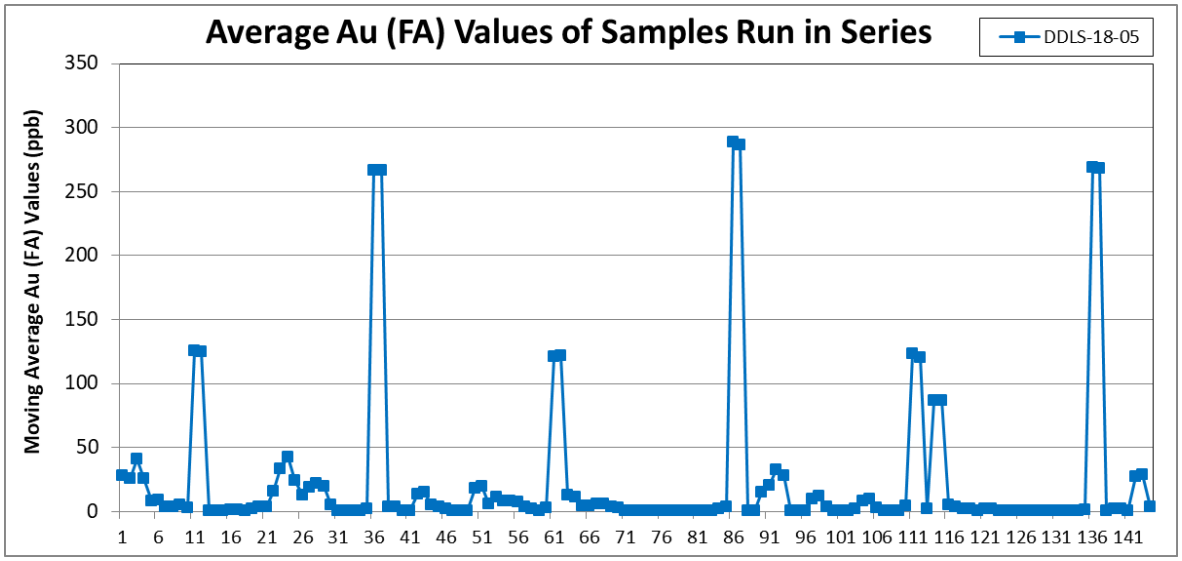
Average Au (FA) Values of Samples Run in Series
DDLS-18-05
Moving Average Au (FA) Values (ppb)
0
50
100
150
200
250
300
350
1 6 11 16 21 26 31 36 41 46 51 56 61 66 71 76 81 86 91 96 101 106 111 116 121 126 131 136 141

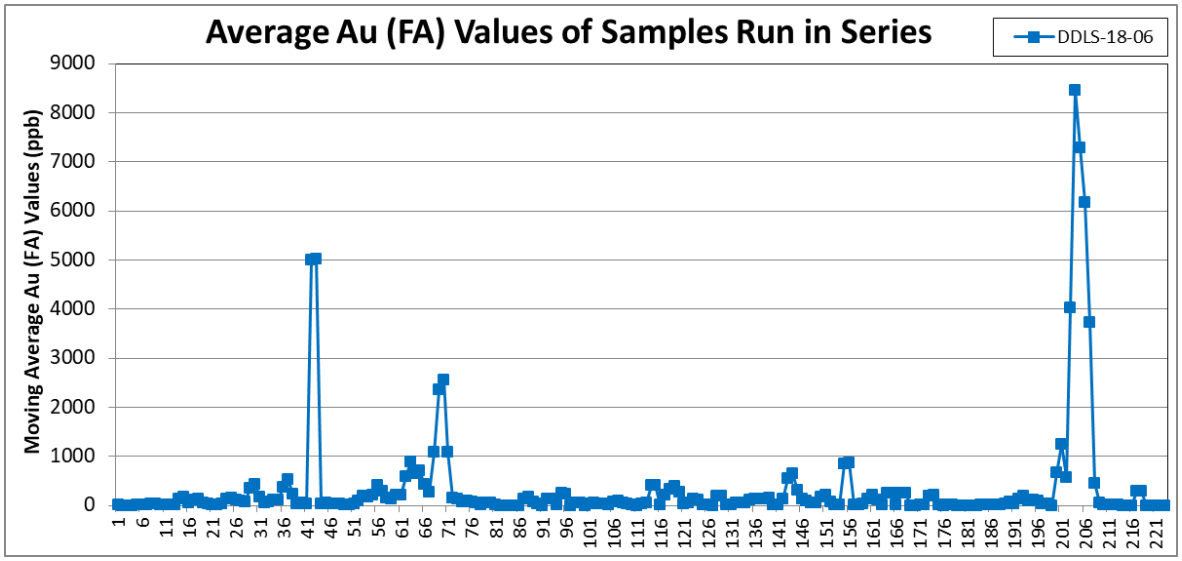
Average Au (FA) Values of Samples Run in Series
DDLS-18-06
Moving Average Au (FA) Values (ppb)
0
1000
2000
3000
4000
5000
6000
7000
8000
9000
1 6 11 16 21 26 31 36 41 46 51 56 61 66 71 76 81 86 91 96 101 106 111 116 121 126 131 136 141 146 151 156 161 166 171 176 181 186 191 196 201 206 211 216 221

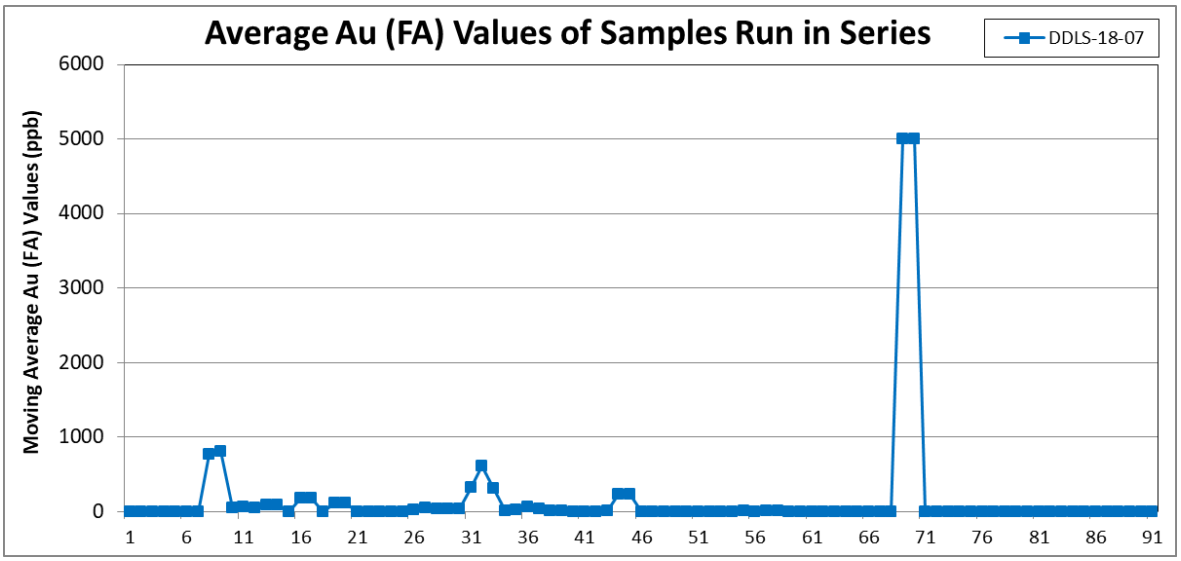
Average Au (FA) Values of Samples Run in Series
DDLS-18-07
Moving Average Au (FA) Values (ppb)
6000
5000
4000
3000
2000
1000
0
1 6 11 16 21 26 31 36 41 46 51 56 61 66 71 76 81 86 91

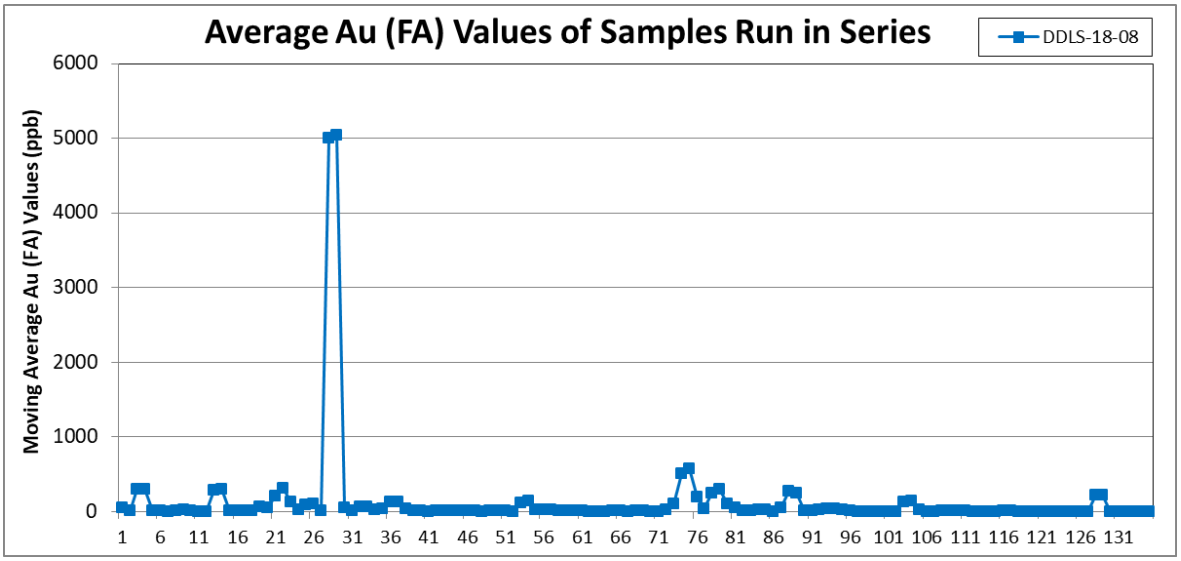
Average Au (FA) Values of Samples Run in Series
DDLS-18-08
Moving Average Au (FA) Values (ppb)
6000
5000
4000
3000
2000
1000
0
1 6 11 16 21 26 31 36 41 46 51 56 61 66 71 76 81 86 91 96 101 106 111 116 121 126 131

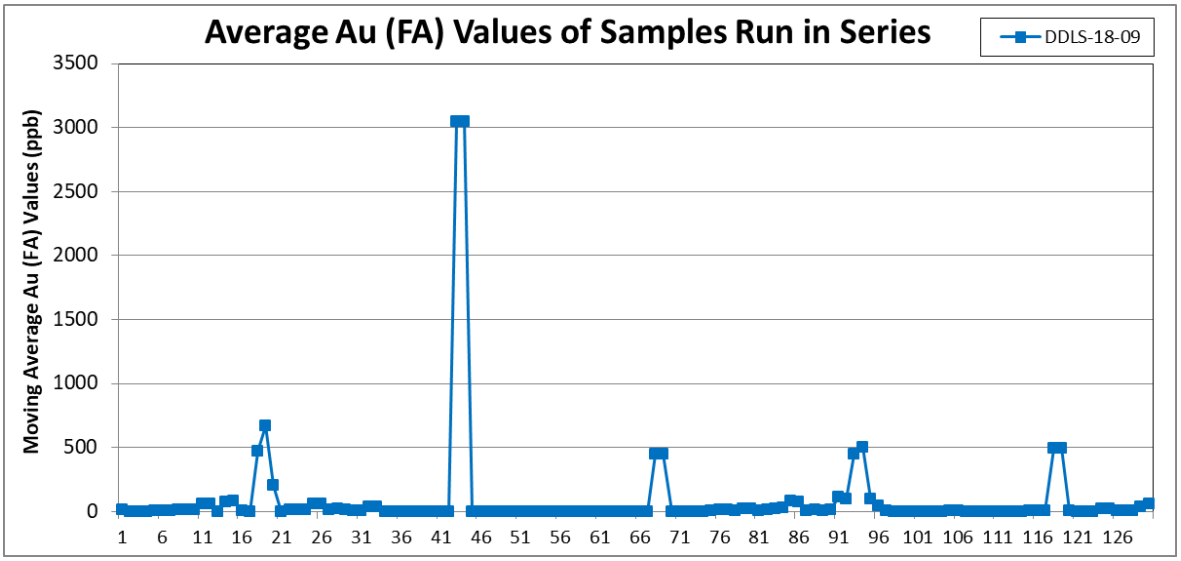
Average Au (FA) Values of Samples Run in Series
DDLS-18-09
Moving Average Au (FA) Values (ppb)
3500
3000
2500
2000
1500
1000
500
0
1 6 11 16 21 26 31 36 41 46 51 56 61 66 71 76 81 86 91 96 101 106 111 116 121 126

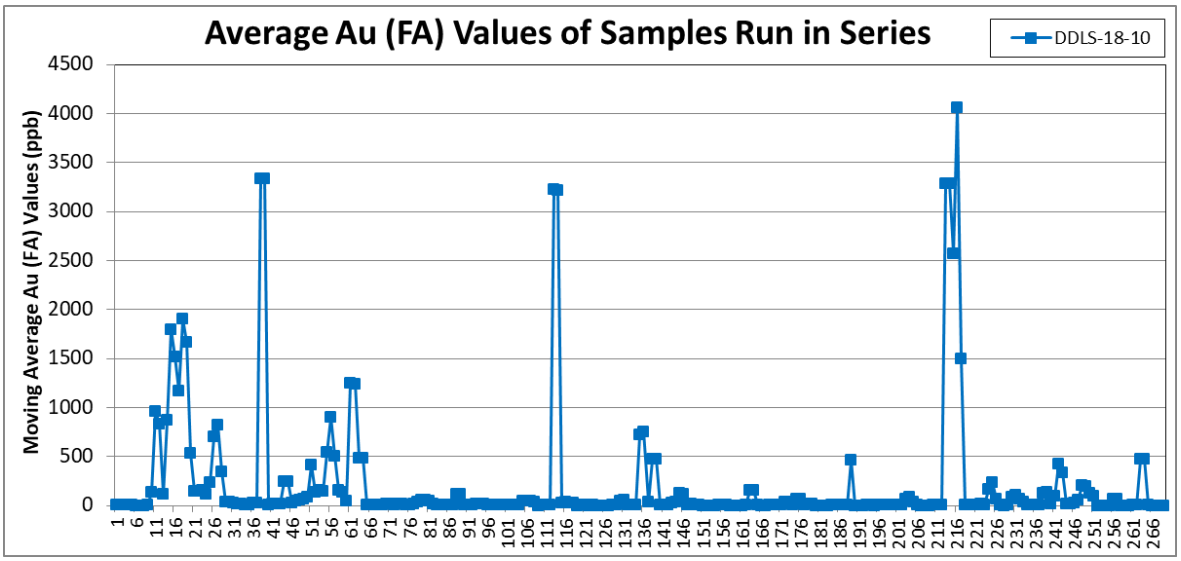
Average Au (FA) Values of Samples Run in Series
DDLS-18-10
Moving Average Au (FA) Values (ppb)
4500
4000
3500
3000
2500
2000
1500
1000
500
0
1 6 11 16 21 26 31 36 41 46 51 56 61 66 71 76 81 86 91 96 101 106 111 116 121 126 131 136 141 146 151 156 161 166 171 176 181 186 191 196 201 206 211 216 221 226 231 236 241 246 251 256 261 266

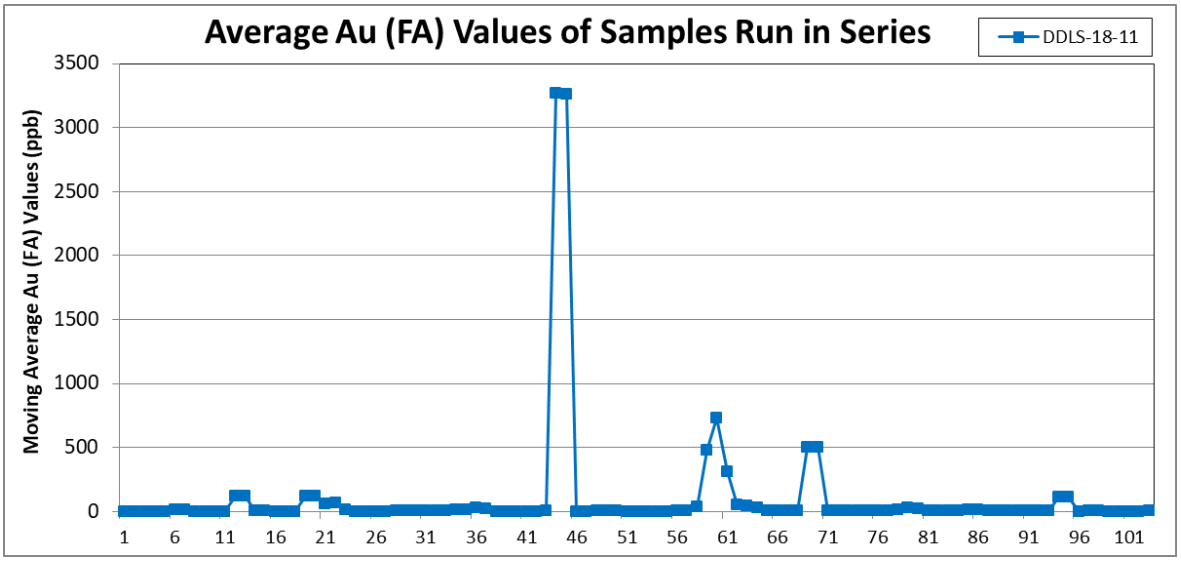
Average Au (FA) Values of Samples Run in Series
DDLS-18-11
Moving Average Au (FA) Values (ppb)
3500
3000
2500
2000
1500
1000
500
0
1 6 11 16 21 26 31 36 41 46 51 56 61 66 71 76 81 86 91 96 101

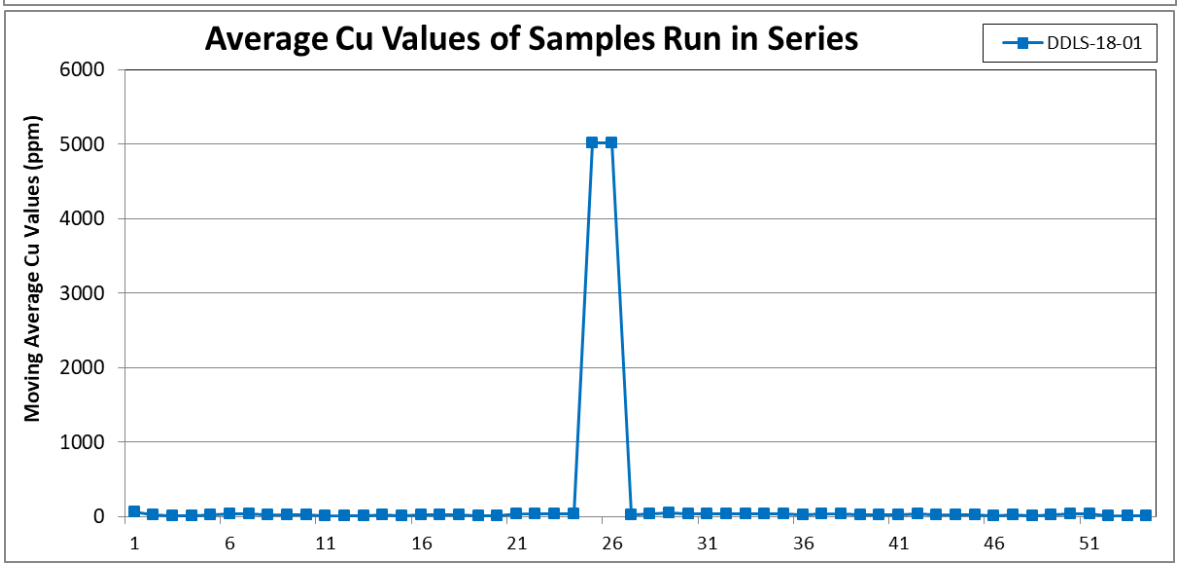
Average Cu Values of Samples Run in Series
DDLS-18-01
Moving Average Cu Values (ppm)
6000
5000
4000
3000
2000
1000
0
1 6 11 16 21 26 31 36 41 46 51

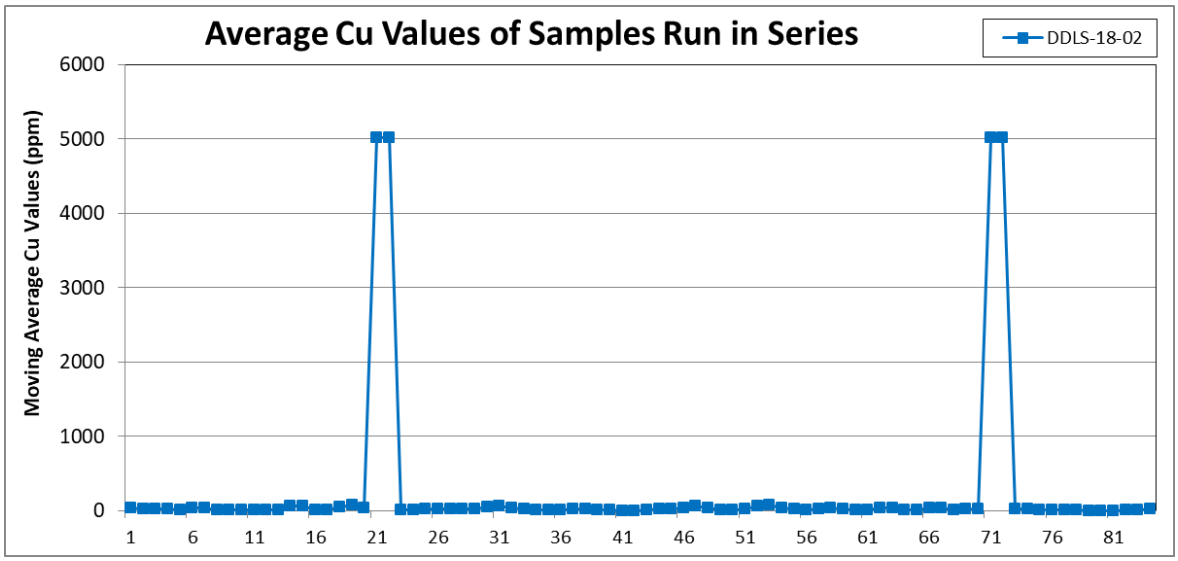
Average Cu Values of Samples Run in Series
DDLS-18-02
Moving Average Cu Values (ppm)
6000
5000
4000
3000
2000
1000
0
1 6 11 16 21 26 31 36 41 46 51 56 61 66 71 76 81

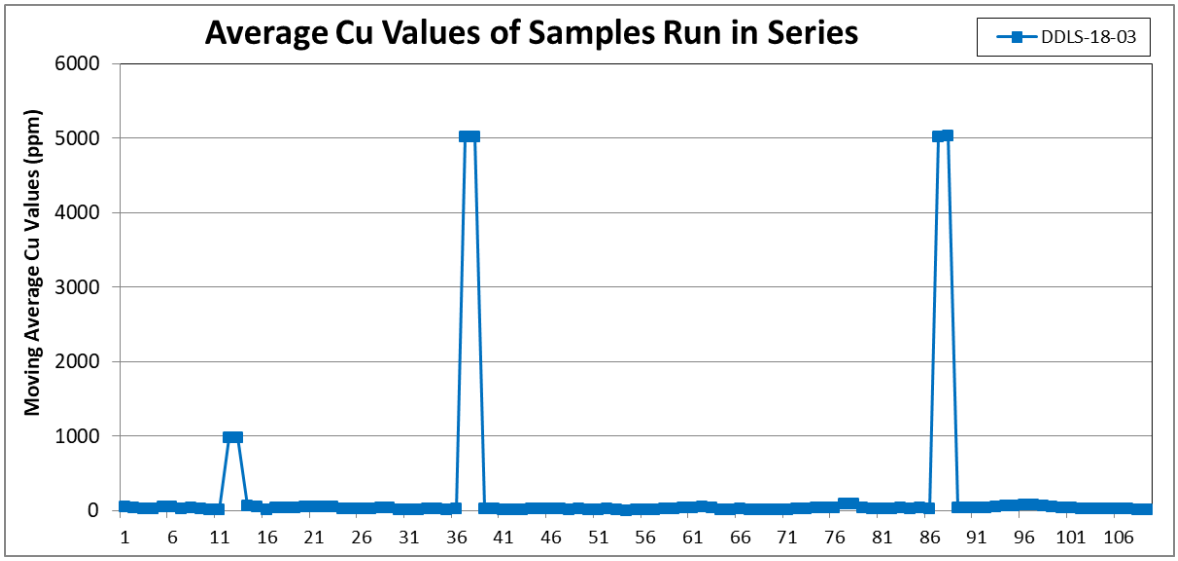
Average Cu Values of Samples Run in Series
DDLS-18-03
Moving Average Cu Values (ppm)
6000
5000
4000
3000
2000
1000
0
1 6 11 16 21 26 31 36 41 46 51 56 61 66 71 76 81 86 91 96 101 106

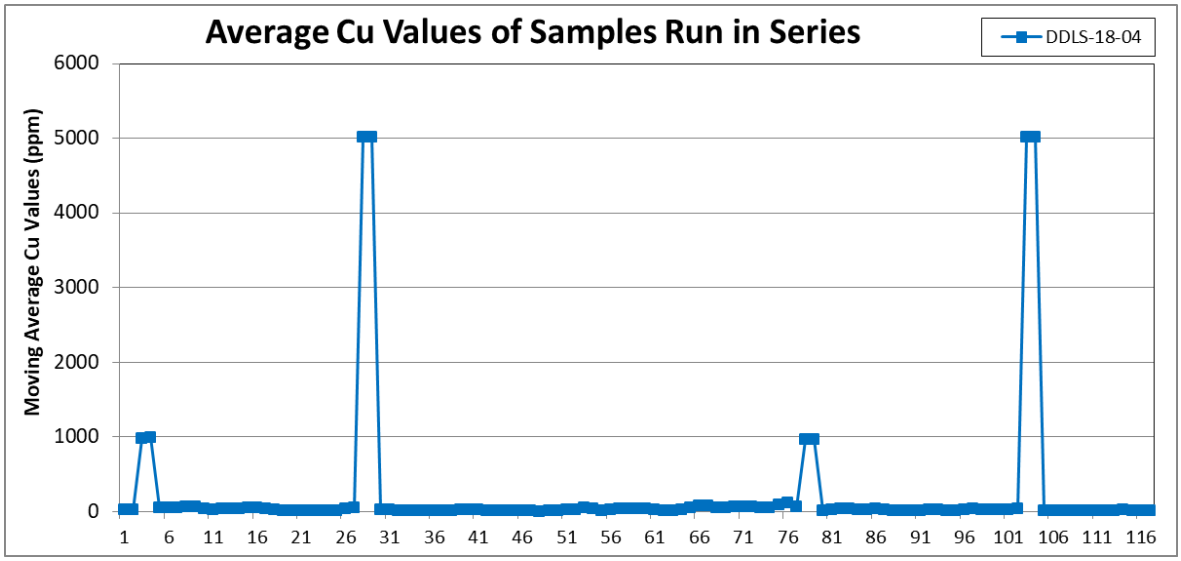
Average Cu Values of Samples Run in Series
DDLS-18-04
Moving Average Cu Values (ppm)
6000
5000
4000
3000
2000
1000
0
1 6 11 16 21 26 31 36 41 46 51 56 61 66 71 76 81 86 91 96 101 106 111 116

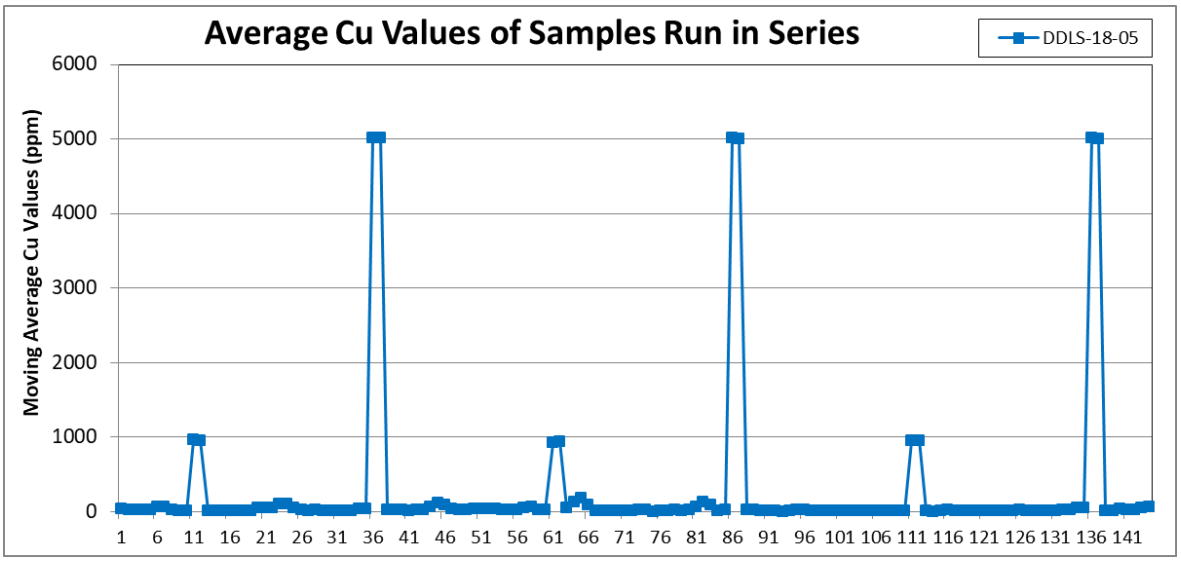
Average Cu Values of Samples Run in Series
DDLS-18-05
Moving Average Cu Values (ppm)
6000
5000
4000
3000
2000
1000
0
1 6 11 16 21 26 31 36 41 46 51 56 61 66 71 76 81 86 91 96 101 106 111 116 121 126 131 136 141

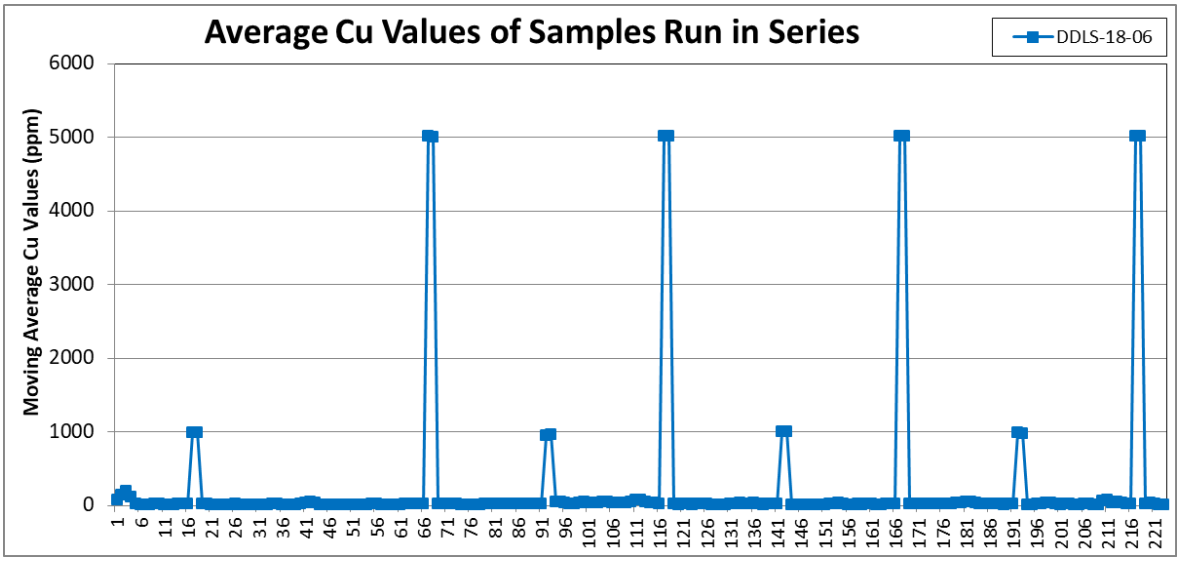
Average Cu Values of Samples Run in Series
DDLS-18-06
Moving Average Cu Values (ppm)
6000
5000
4000
3000
2000
1000
0
1 6 11 16 21 26 31 36 41 46 51 56 61 66 71 76 81 86 91 96 101 106 111 116 121 126 131 136 141 146 151 156 161 166 171 176 181 186 191 196 201 206 211 216 221

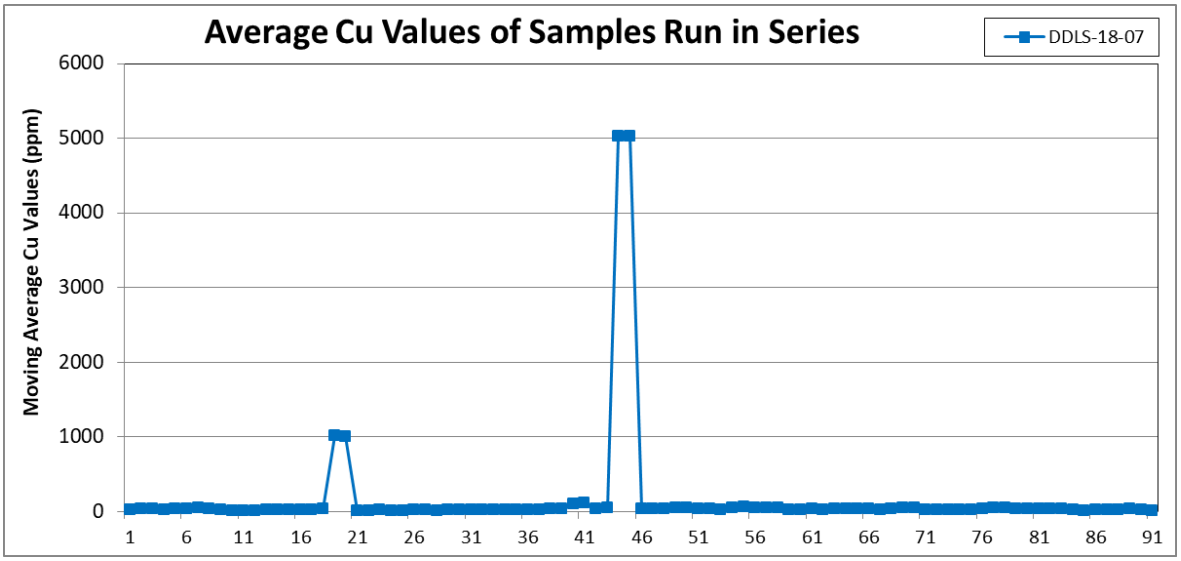
Average Cu Values of Samples Run in Series
DDLS-18-07
Moving Average Cu Values (ppm)
6000
5000
4000
3000
2000
1000
0
1 6 11 16 21 26 31 36 41 46 51 56 61 66 71 76 81 86 91

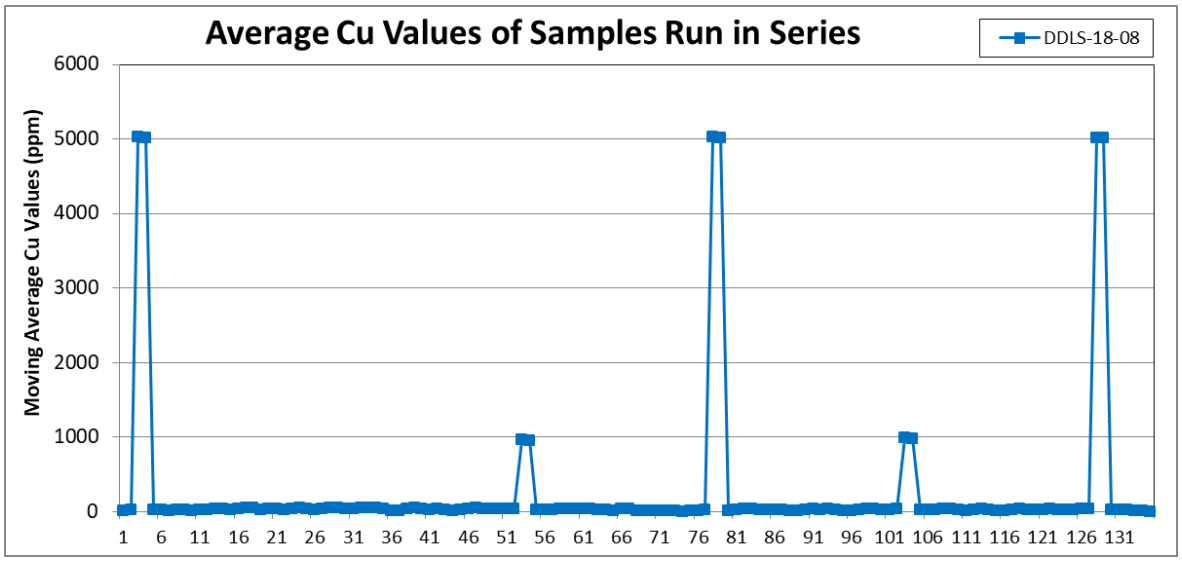
Average Cu Values of Samples Run in Series
DDLS-18-08
Moving Average Cu Values (ppm)
6000
5000
4000
3000
2000
1000
0
1 6 11 16 21 26 31 36 41 46 51 56 61 66 71 76 81 86 91 96 101 106 111 116 121 126 131

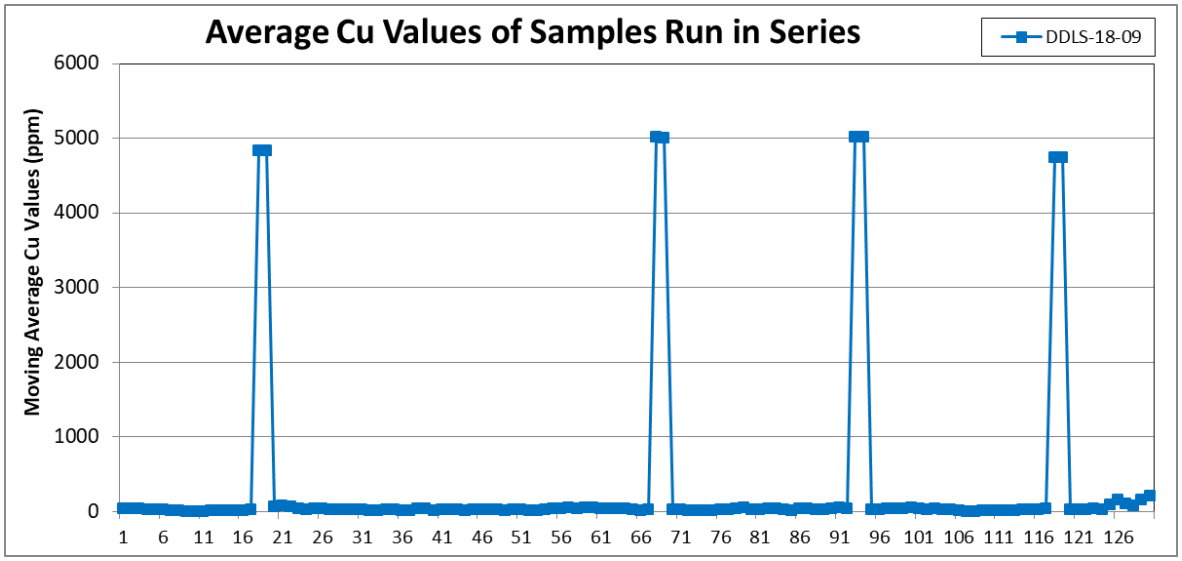
Average Cu Values of Samples Run in Series
DDLS-18-09
Moving Average Cu Values (ppm)
6000
5000
4000
3000
2000
1000
0
1 6 11 16 21 26 31 36 41 46 51 56 61 66 71 76 81 86 91 96 101 106 111 116 121 126

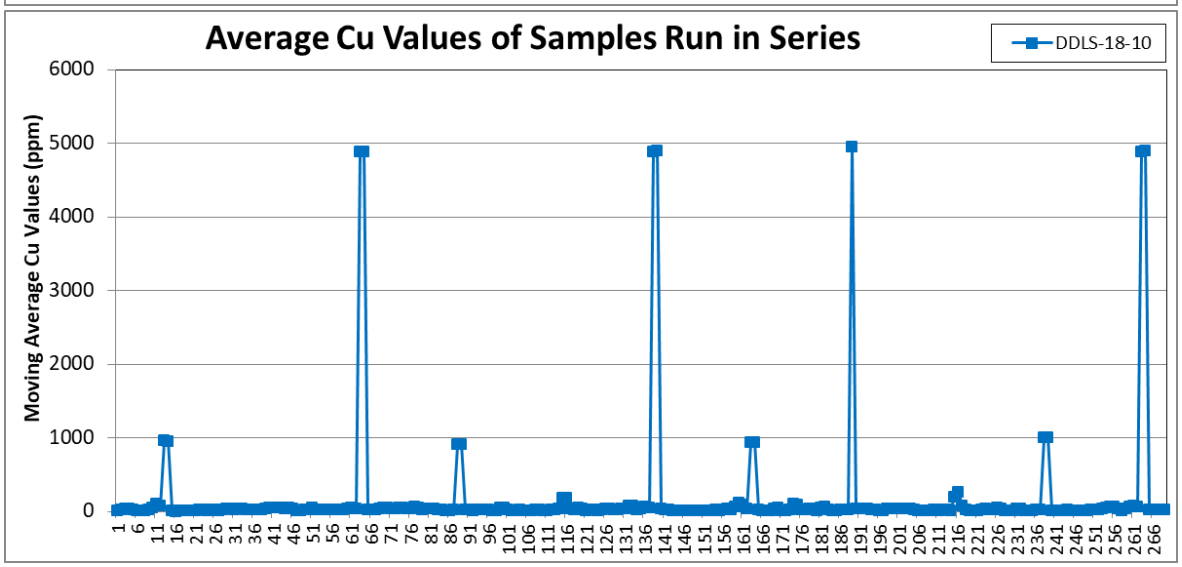
Average Cu Values of Samples Run in Series
DDLS-18-10
Moving Average Cu Values (ppm)
6000
5000
4000
3000
2000
1000
0
1 6 11 16 21 26 31 36 41 46 51 56 61 66 71 76 81 86 91 96 101 106 111 116 121 126 131 136 141 146 151 156 161 166 171 176 181 186 191 196 201 206 211 216 221 226 231 236 241 246 251 256 261 266

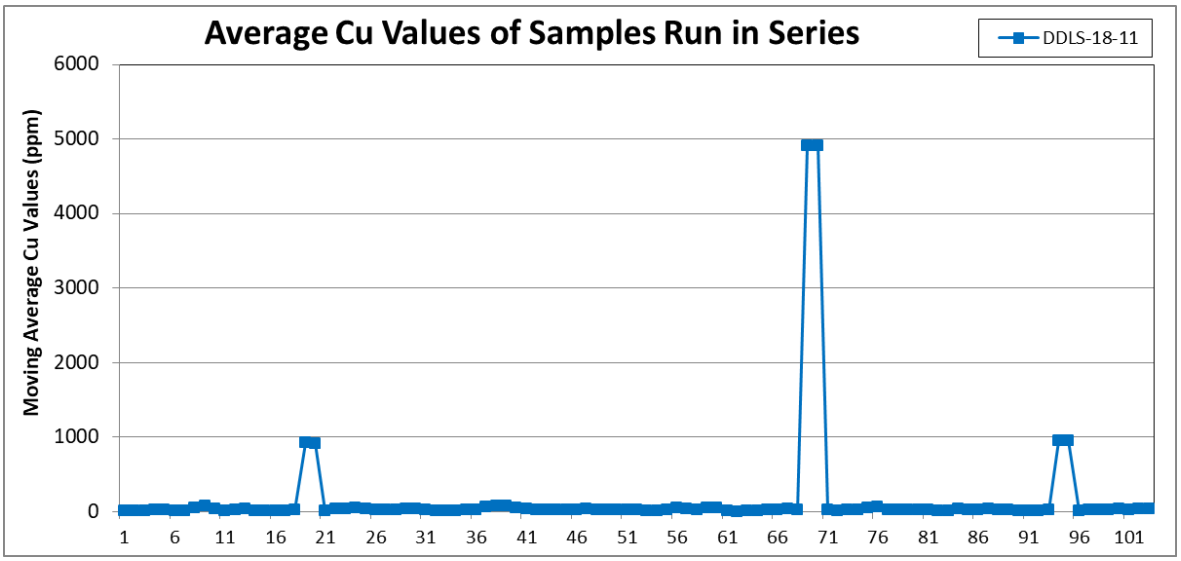
Average Cu Values of Samples Run in Series
DDLS-18-11
Moving Average Cu Values (ppm)
6000
5000
4000
3000
2000
1000
0
1 6 11 16 21 26 31 36 41 46 51 56 61 66 71 76 81 86 91 96 101

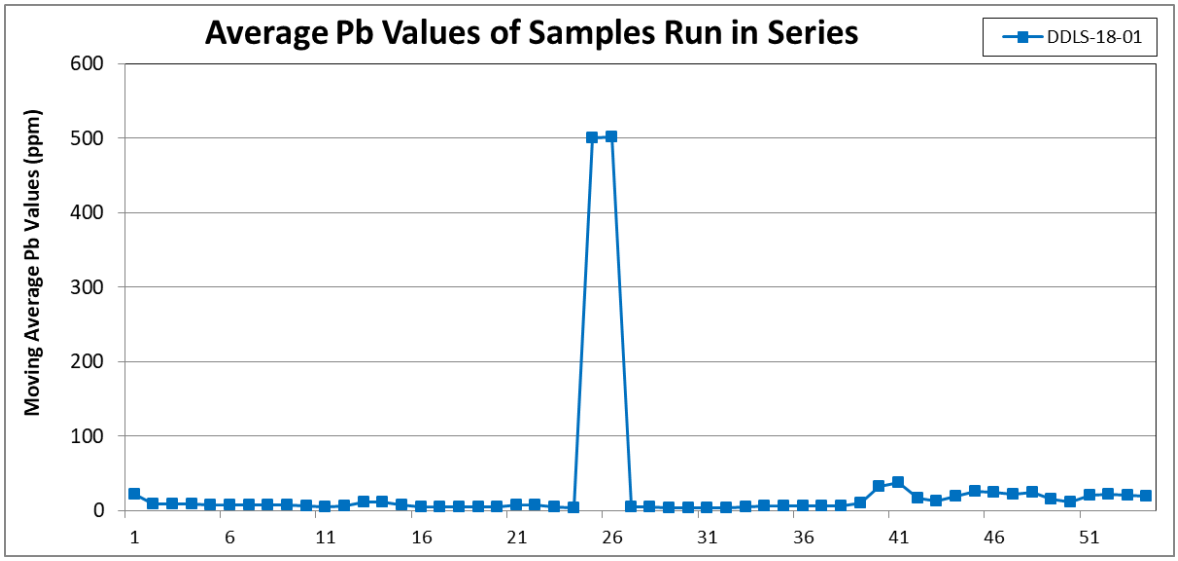
Average Pb Values of Samples Run in Series
DDLS-18-01
Moving Average Pb Values (ppm)
600
500
400
300
200
100
0
1 6 11 16 21 26 31 36 41 46 51

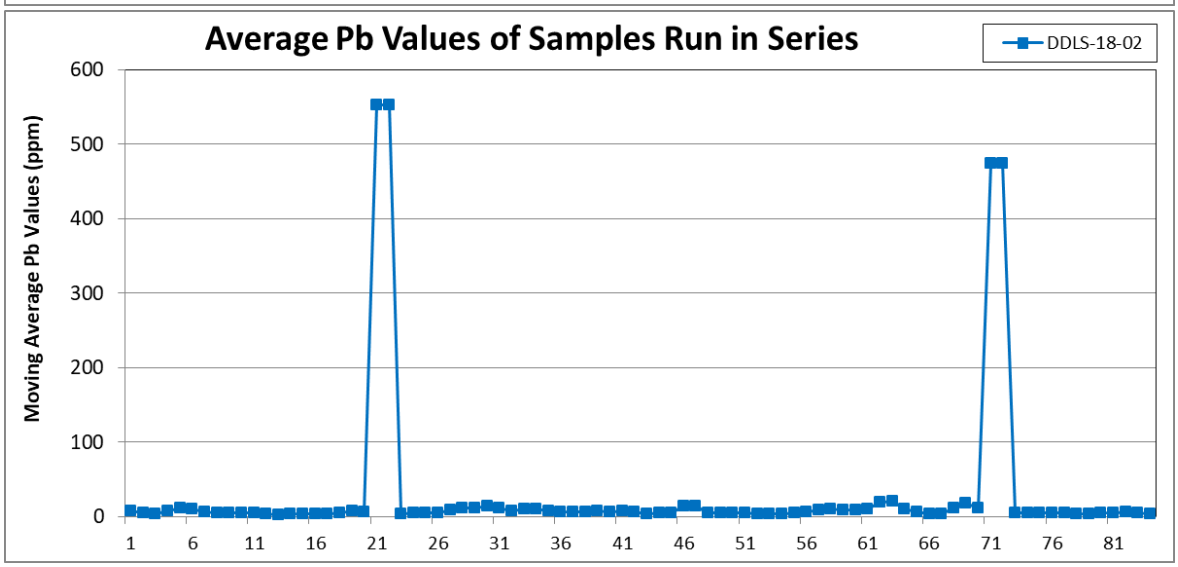
Average Pb Values of Samples Run in Series
DDLS-18-02
Moving Average Pb Values (ppm)
600
500
400
300
200
100
0
1 6 11 16 21 26 31 36 41 46 51 56 61 66 71 76 81

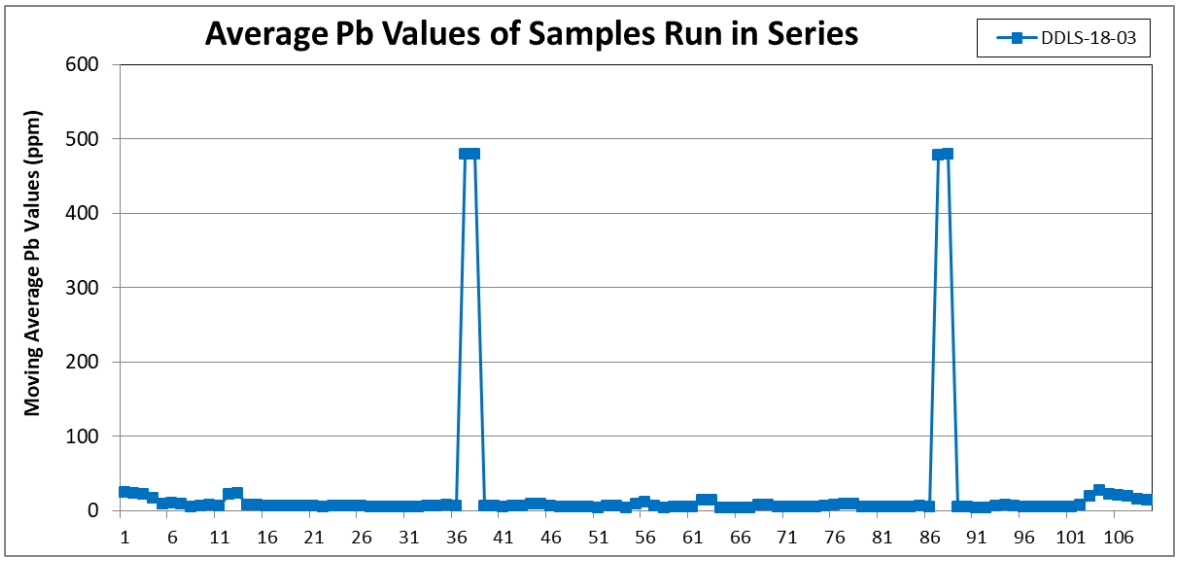
Average Pb Values of Samples Run in Series
DDLS-18-03
Moving Average Pb Values (ppm)
600
500
400
300
200
100
0
1 6 11 16 21 26 31 36 41 46 51 56 61 66 71 76 81 86 91 96 101 106

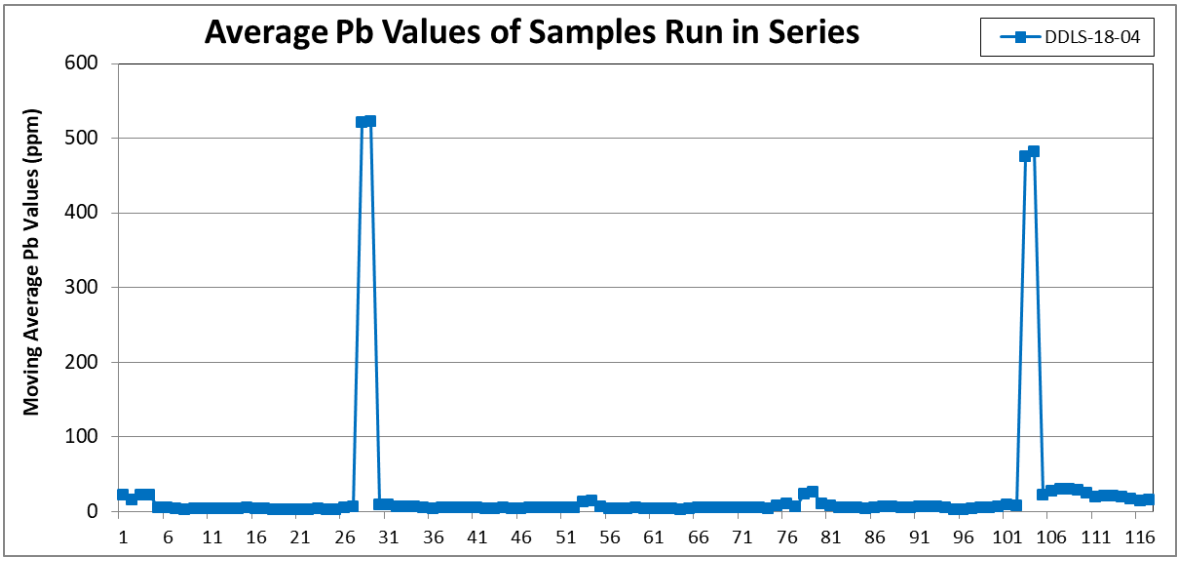
Average Pb Values of Samples Run in Series
DDLS-18-04
Moving Average Pb Values (ppm)
600
500
400
300
200
100
0
1 6 11 16 21 26 31 36 41 46 51 56 61 66 71 76 81 86 91 96 101 106 111 116

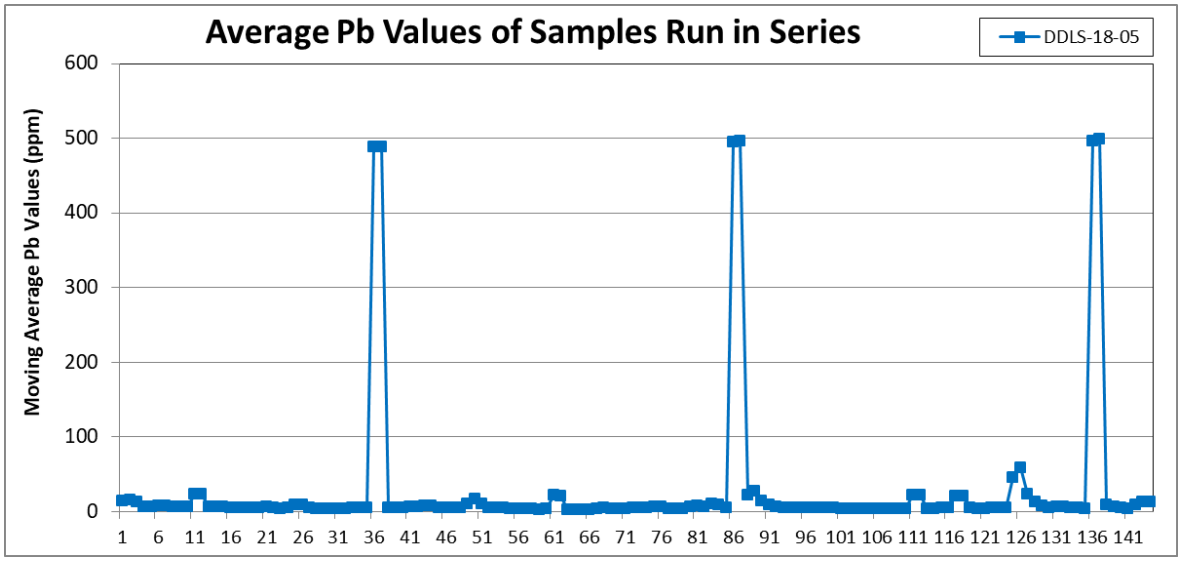
Average Pb Values of Samples Run in Series
DDLS-18-05
Moving Average Pb Values (ppm)
600
500
400
300
200
100
0
1 6 11 16 21 26 31 36 41 46 51 56 61 66 71 76 81 86 91 96 101 106 111 116 121 126 131 136 141

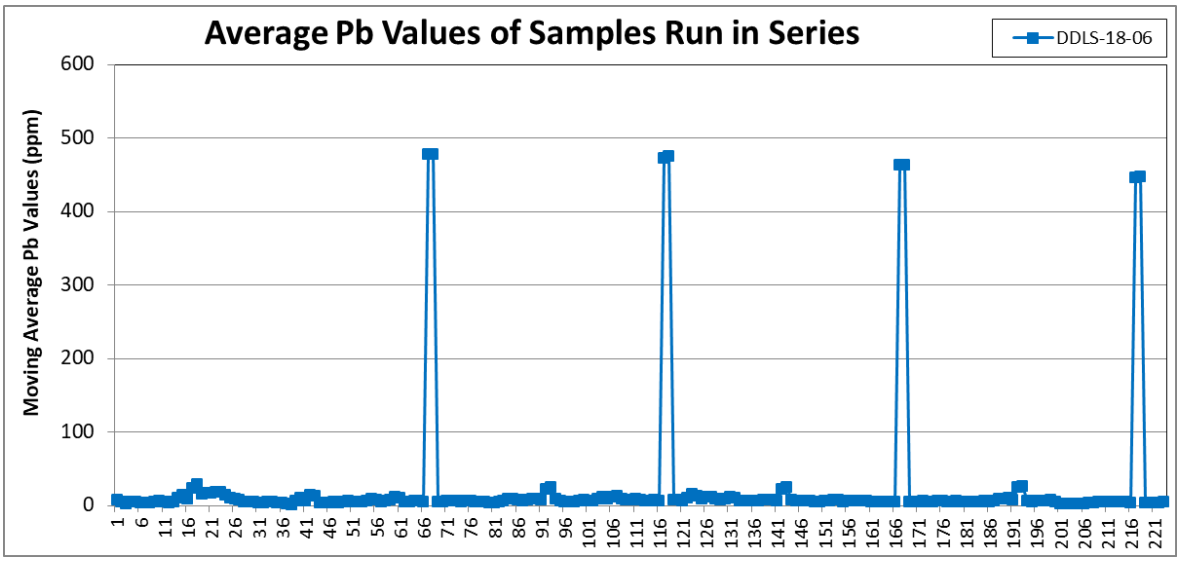
Average Pb Values of Samples Run in Series
DDLS-18-06
Moving Average Pb Values (ppm)
600
500
400
300
200
100
0
1 6 11 16 21 26 31 36 41 46 51 56 61 66 71 76 81 86 91 96 101 106 111 116 121 126 131 136 141 146 151 156 161 166 171 176 181 186 191 196 201 206 211 216 221

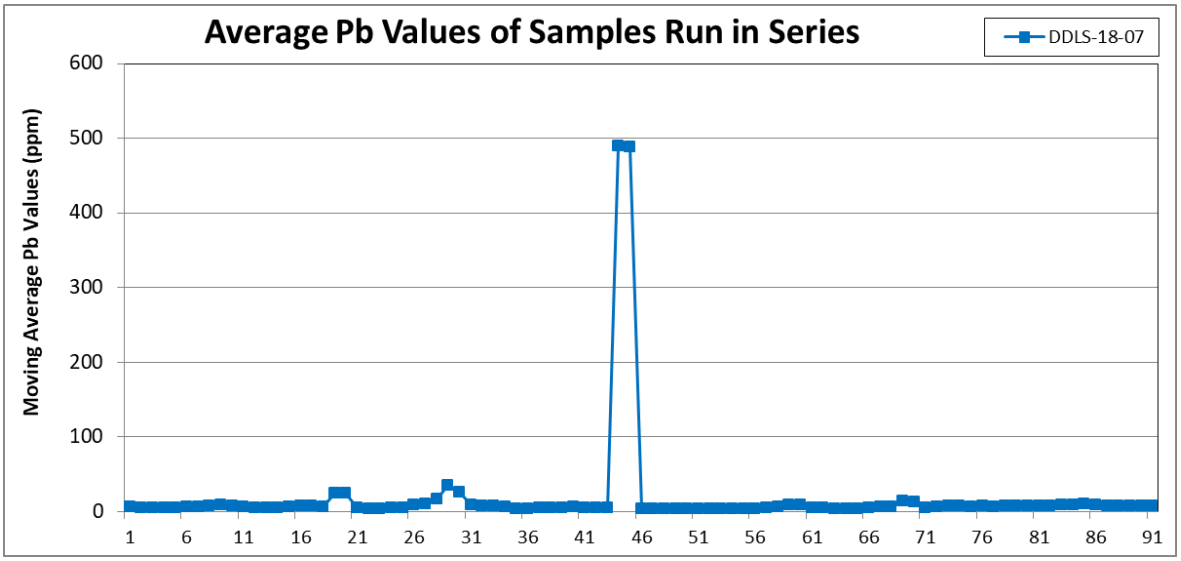
Average Pb Values of Samples Run in Series
DDLS-18-07
Moving Average Pb Values (ppm)
600
500
400
300
200
100
0
1 6 11 16 21 26 31 36 41 46 51 56 61 66 71 76 81 86 91

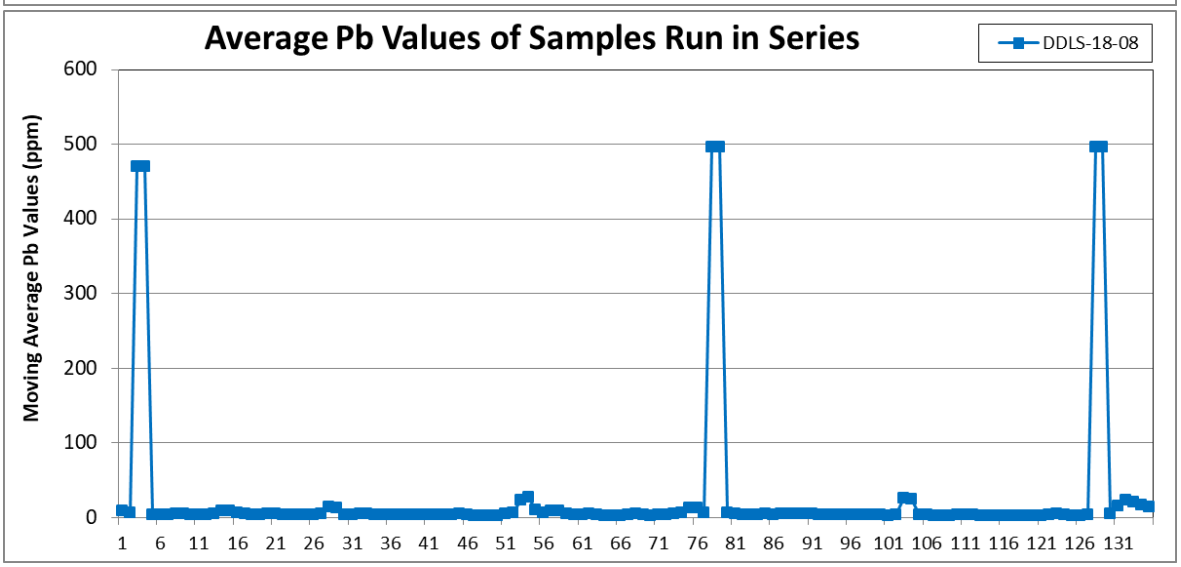
Average Pb Values of Samples Run in Series
DDLS-18-08
Moving Average Pb Values (ppm)
600
500
400
300
200
100
0
1 6 11 16 21 26 31 36 41 46 51 56 61 66 71 76 81 86 91 96 101 106 111 116 121 126 131

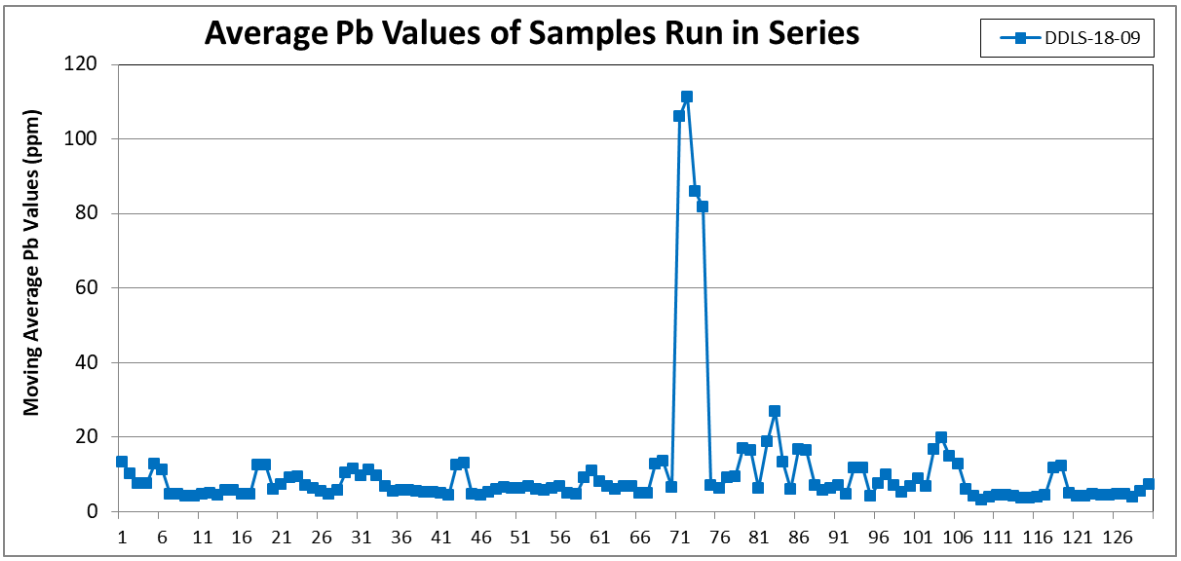
Average Pb Values of Samples Run in Series
DDLS-18-09
Moving Average Pb Values (ppm)
0
20
40
60
80
100
120
1 6 11 16 21 26 31 36 41 46 51 56 61 66 71 76 81 86 91 96 101 106 111 116 121 126

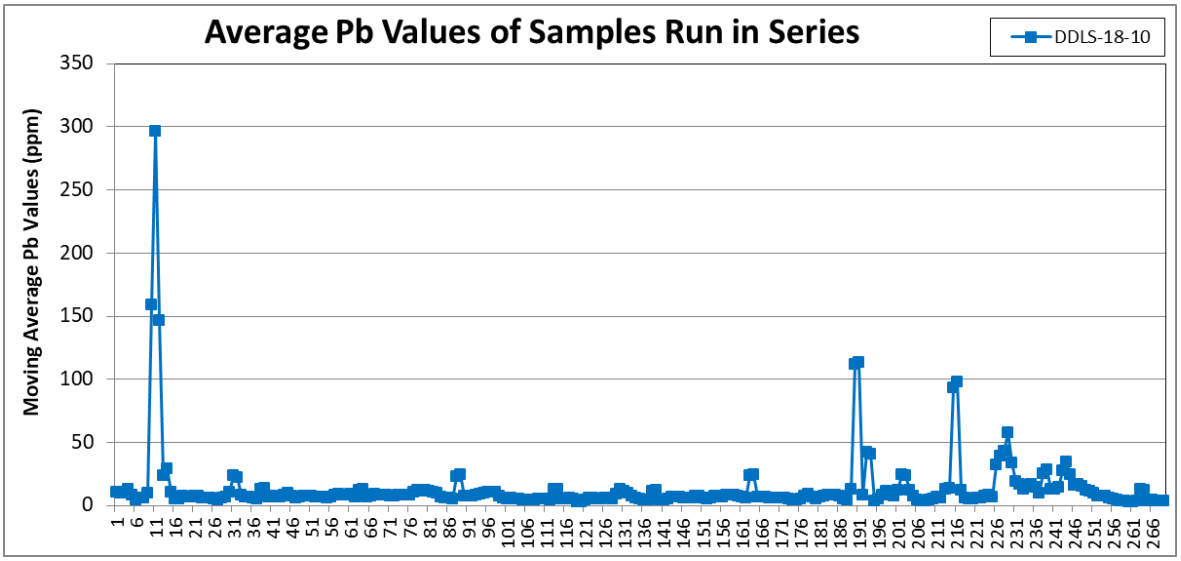
Average Pb Values of Samples Run in Series
DDLS-18-10
Moving Average Pb Values (ppm)
0
50
100
150
200
250
300
350
1 6 11 16 21 26 31 36 41 46 51 56 61 66 71 76 81 86 91 96 101 106 111 116 121 126 131 136 141 146 151 156 161 166 171 176 181 186 191 196 201 206 211 216 221 226 231 236 241 246 251 256 261 266

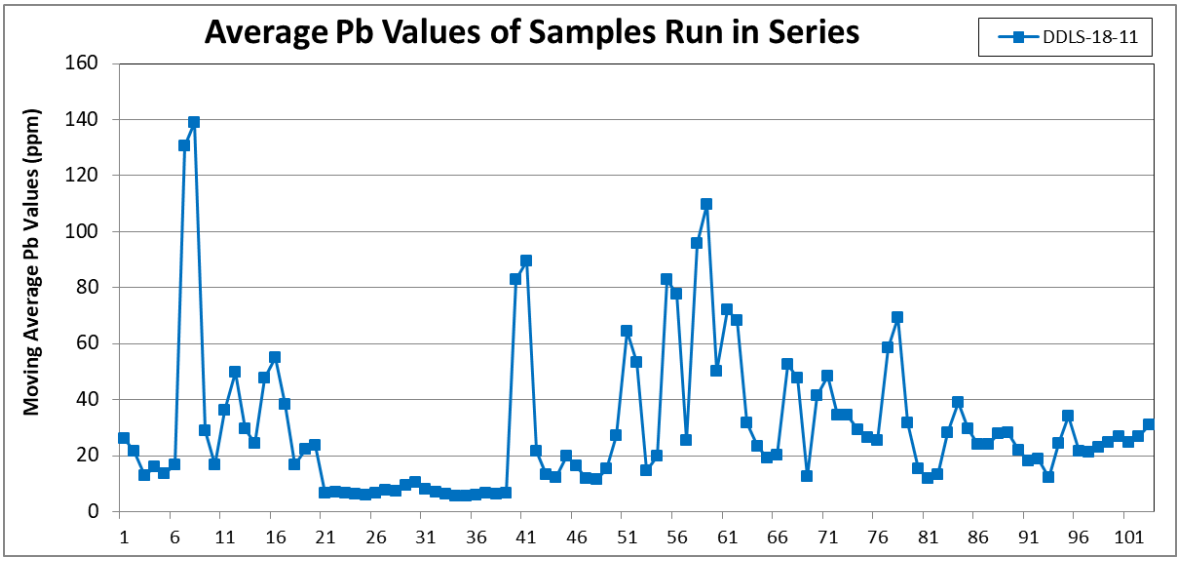
Average Pb Values of Samples Run in Series
DDLS-18-11
Moving Average Pb Values (ppm)
0
20
40
60
80
100
120
140
160
1 6 11 16 21 26 31 36 41 46 51 56 61 66 71 76 81 86 91 96 101

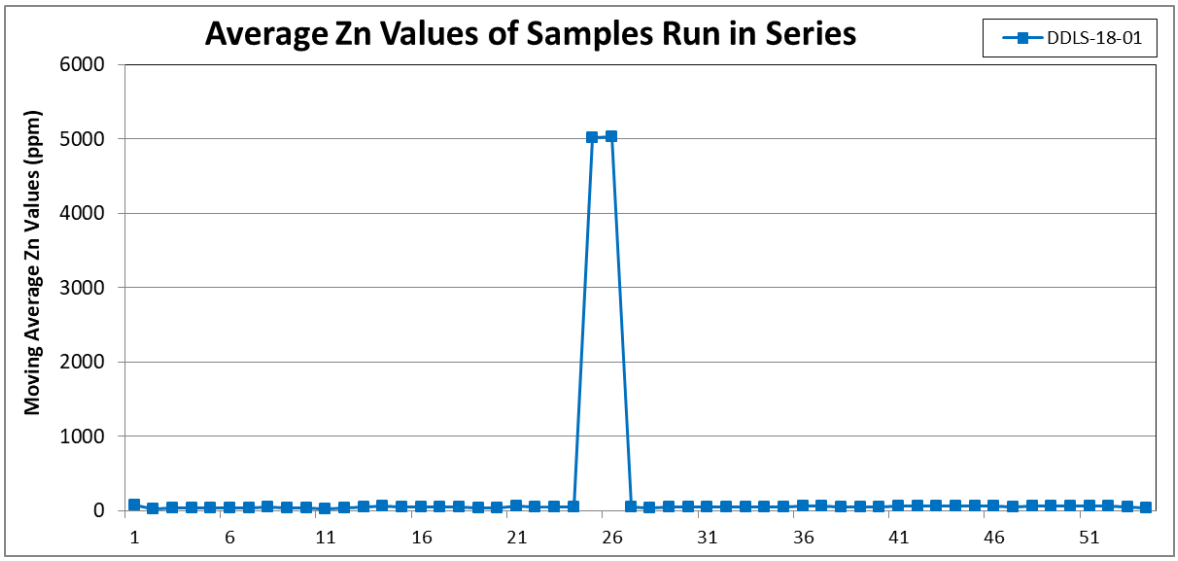
Average Zn Values of Samples Run in Series
DDLS-18-01
Moving Average Zn Values (ppm)
6000
5000
4000
3000
2000
1000
0
1 6 11 16 21 26 31 36 41 46 51

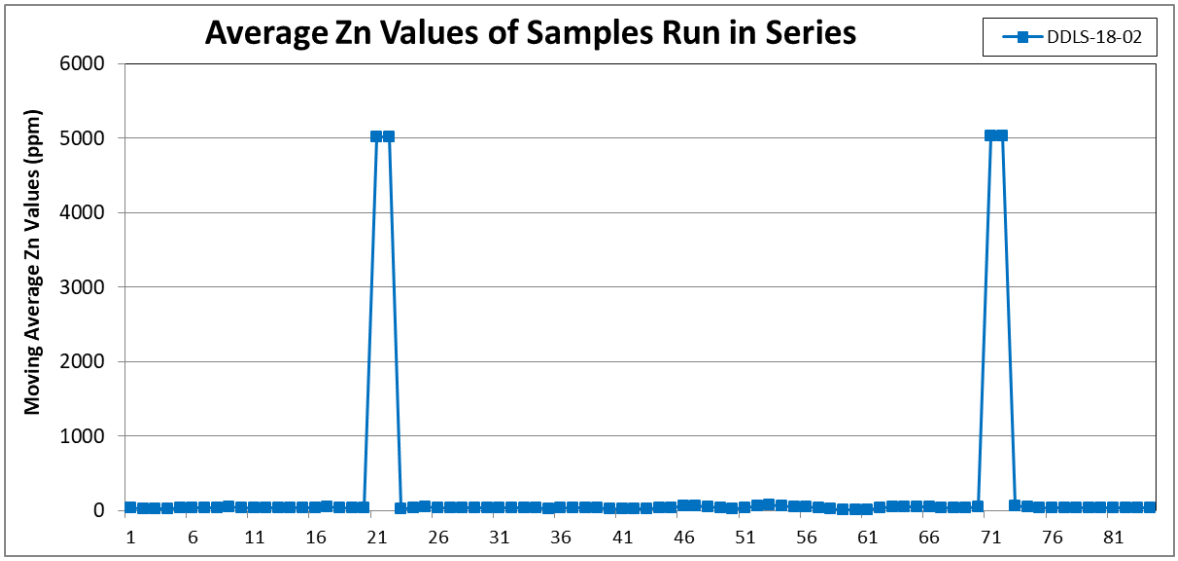
Average Zn Values of Samples Run in Series
DDLS-18-02
Moving Average Zn Values (ppm)
6000
5000
4000
3000
2000
1000
0
1 6 11 16 21 26 31 36 41 46 51 56 61 66 71 76 81

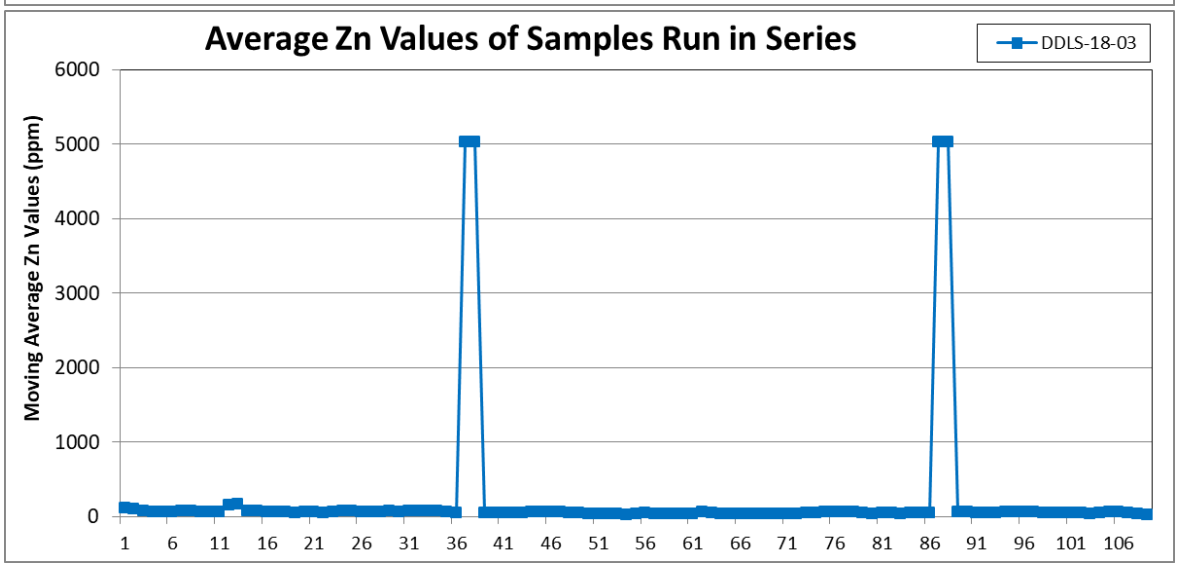
Average Zn Values of Samples Run in Series
DDLS-18-03
Moving Average Zn Values (ppm)
6000
5000
4000
3000
2000
1000
0
1 6 11 16 21 26 31 36 41 46 51 56 61 66 71 76 81 86 91 96 101 106

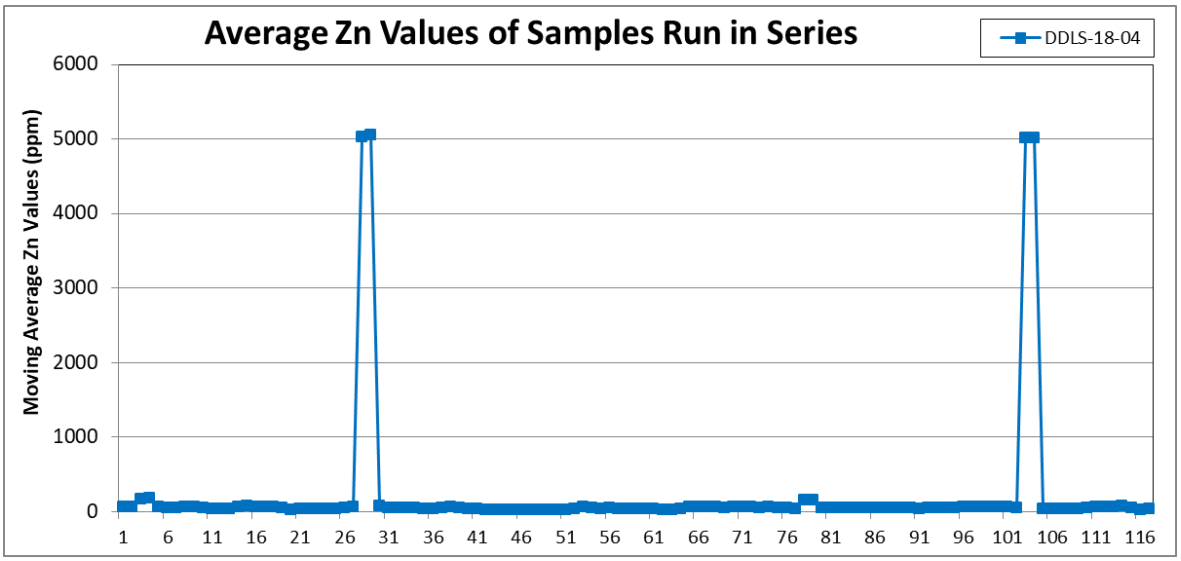
Average Zn Values of Samples Run in Series
DDLS-18-04
Moving Average Zn Values (ppm)
6000
5000
4000
3000
2000
1000
0
1 6 11 16 21 26 31 36 41 46 51 56 61 66 71 76 81 86 91 96 101 106 111 116

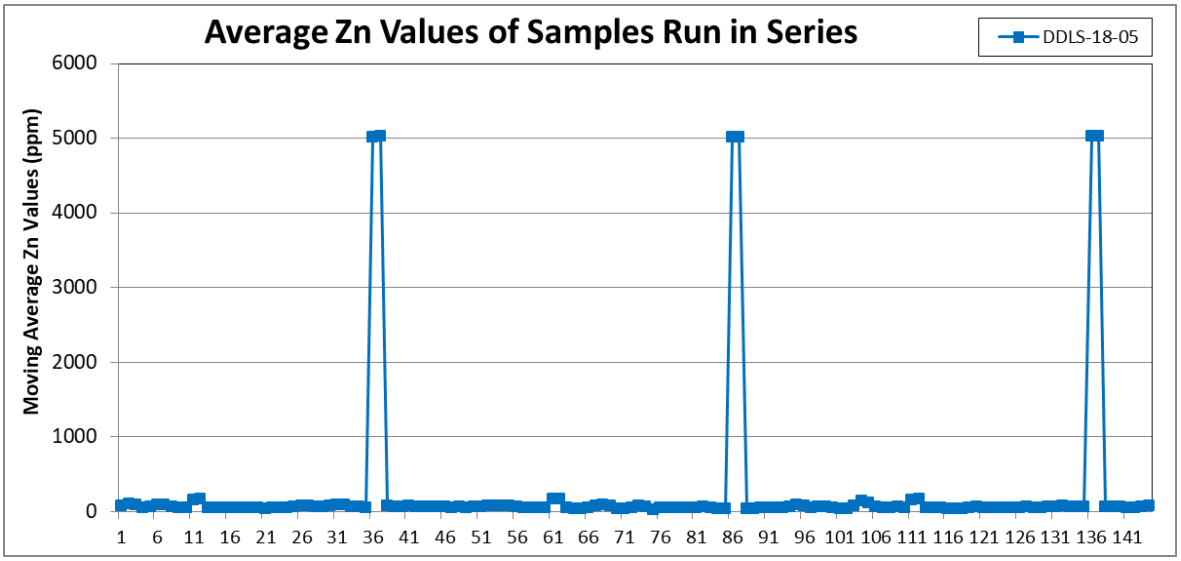
Average Zn Values of Samples Run in Series
DDLS-18-05
Moving Average Zn Values (ppm)
6000
5000
4000
3000
2000
1000
0
1 6 11 16 21 26 31 36 41 46 51 56 61 66 71 76 81 86 91 96 101 106 111 116 121 126 131 136 141

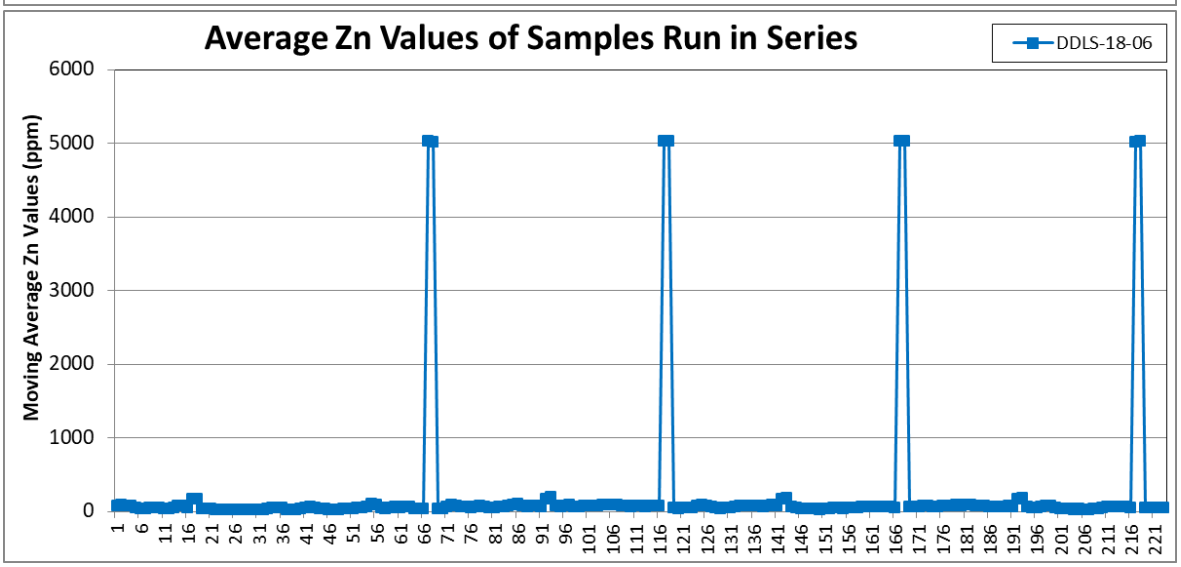
Average Zn Values of Samples Run in Series
DDLS-18-06
Moving Average Zn Values (ppm)
6000
5000
4000
3000
2000
1000
0
1 6 11 16 21 26 31 36 41 46 51 56 61 66 71 76 81 86 91 96 101 106 111 116 121 126 131 136 141 146 151 156 161 166 171 176 181 186 191 196 201 206 211 216 221

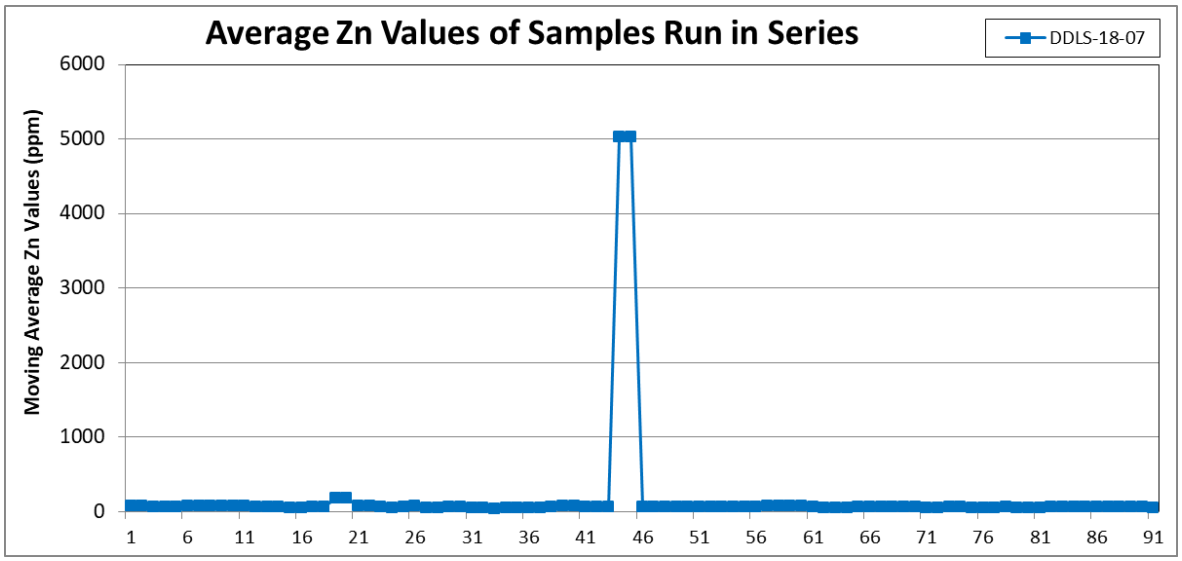
Average Zn Values of Samples Run in Series
DDLS-18-07
Moving Average Zn Values (ppm)
6000
5000
4000
3000
2000
1000
0
1 6 11 16 21 26 31 36 41 46 51 56 61 66 71 76 81 86 91

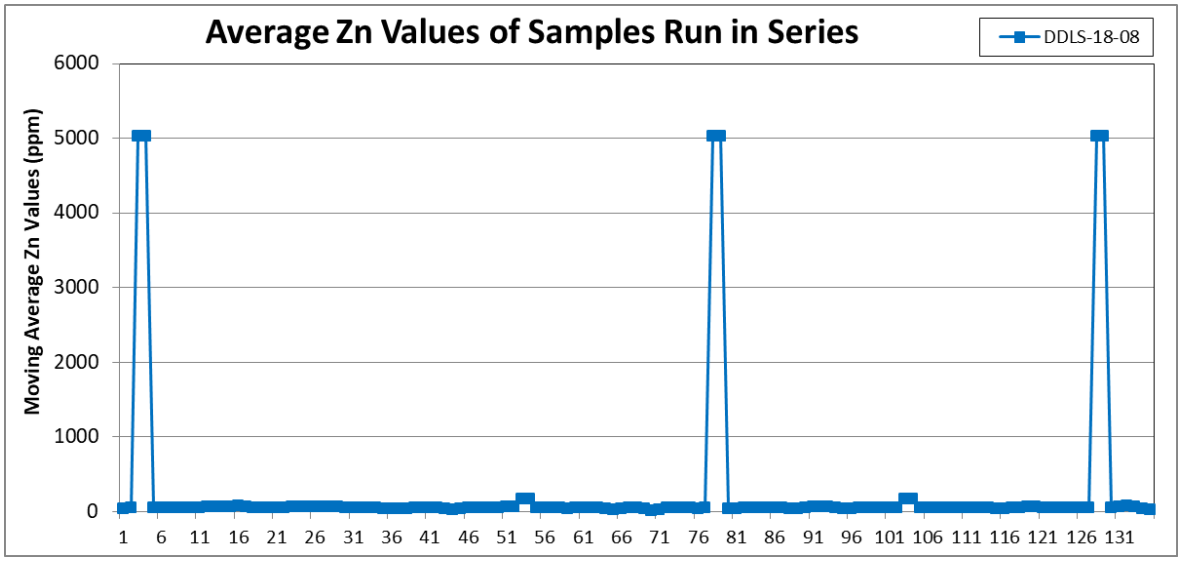
Average Zn Values of Samples Run in Series
DDLS-18-08
Moving Average Zn Values (ppm)
6000
5000
4000
3000
2000
1000
0
1 6 11 16 21 26 31 36 41 46 51 56 61 66 71 76 81 86 91 96 101 106 111 116 121 126 131

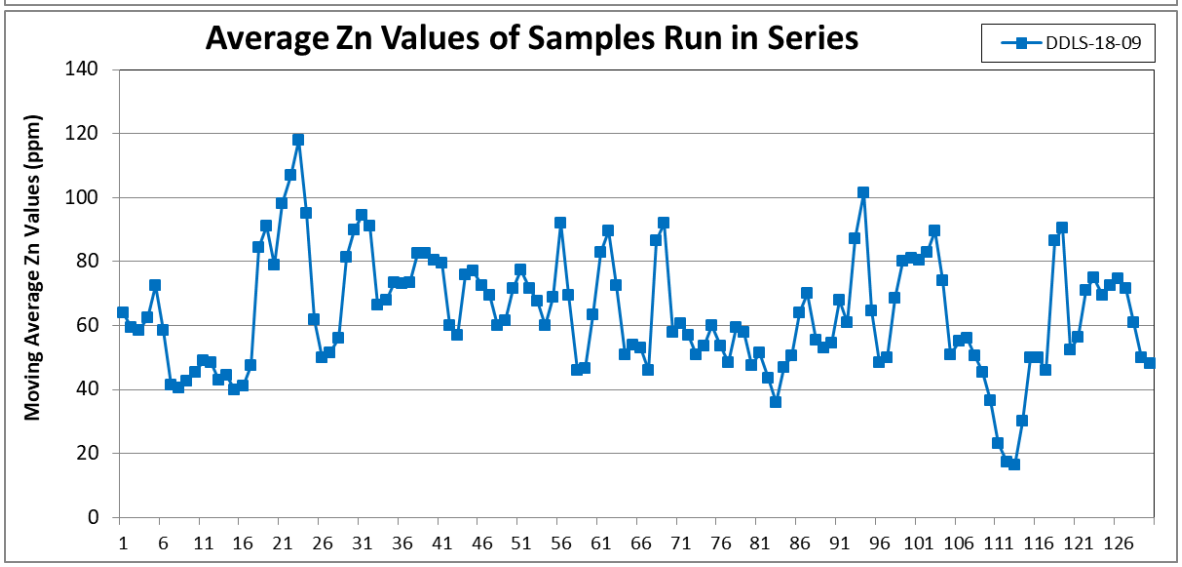
Average Zn Values of Samples Run in Series
DDLS-18-09
Moving Average Zn Values (ppm)
140
120
100
80
60
40
20
0
1 6 11 16 21 26 31 36 41 46 51 56 61 66 71 76 81 86 91 96 101 106 111 116 121 126

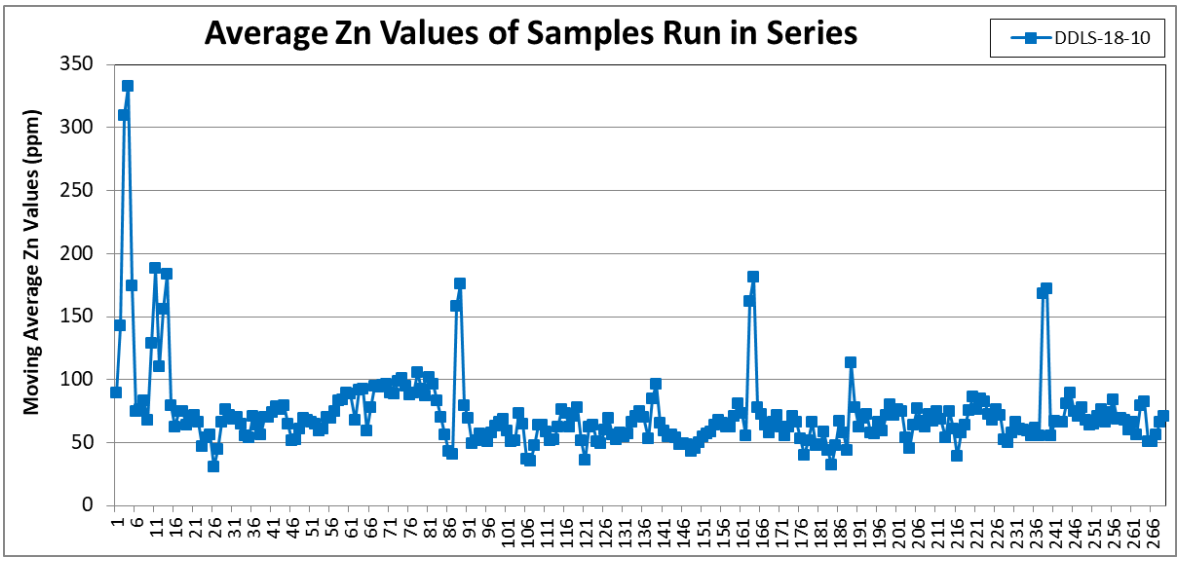
Average Zn Values of Samples Run in Series
DDLS-18-10
Moving Average Zn Values (ppm)
350
300
250
200
150
100
50
0
1 6 11 16 21 26 31 36 41 46 51 56 61 66 71 76 81 86 91 96 101 106 111 116 121 126 131 136 141 146 151 156 161 166 171 176 181 186 191 196 201 206 211 216 221 226 231 236 241 246 251 256 261 266

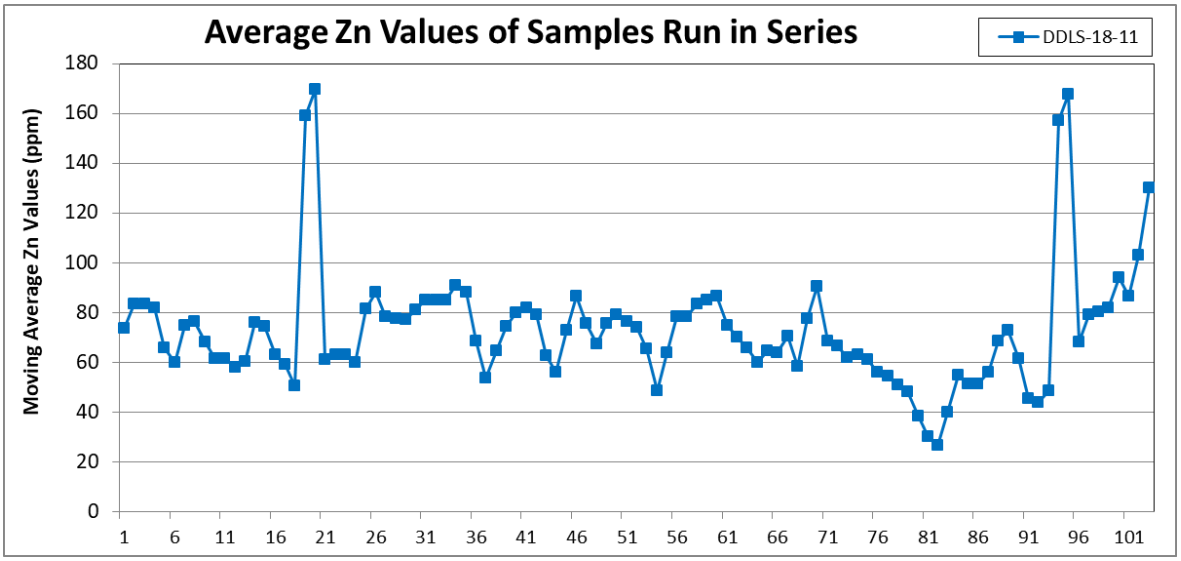
Average Zn Values of Samples Run in Series
DDLS-18-11
Moving Average Zn Values (ppm)
180
160
140
120
100
80
60
40
20
0
1 6 11 16 21 26 31 36 41 46 51 56 61 66 71 76 81 86 91 96 101

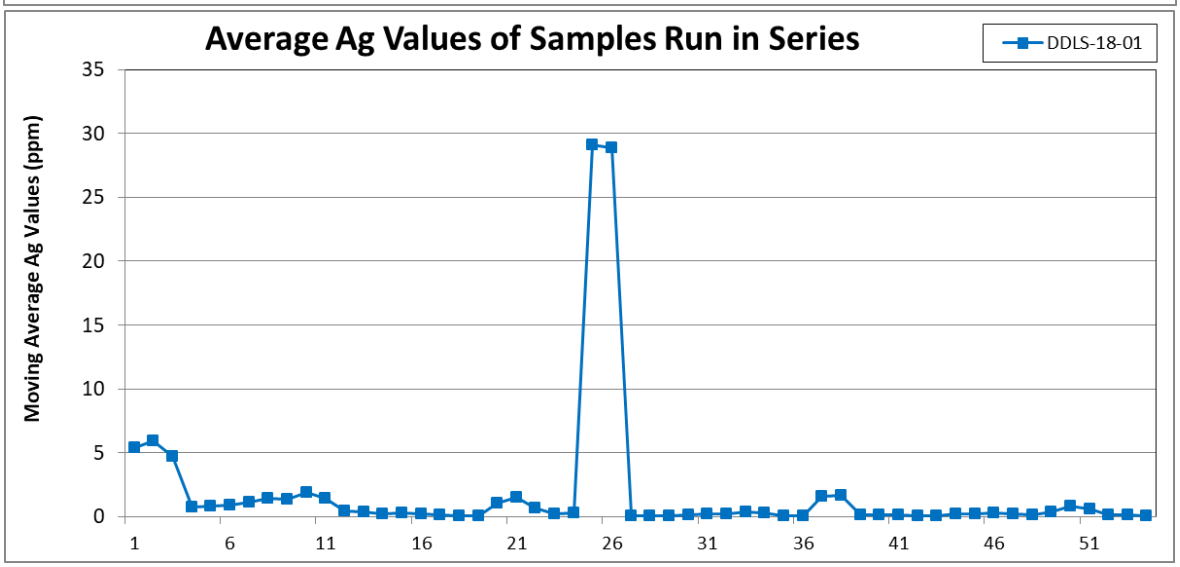
Average Ag Values of Samples Run in Series
DDLS-18-01
Moving Average Ag Values (ppm)
35
30
25
20
15
10
5
0
1 6 11 16 21 26 31 36 41 46 51

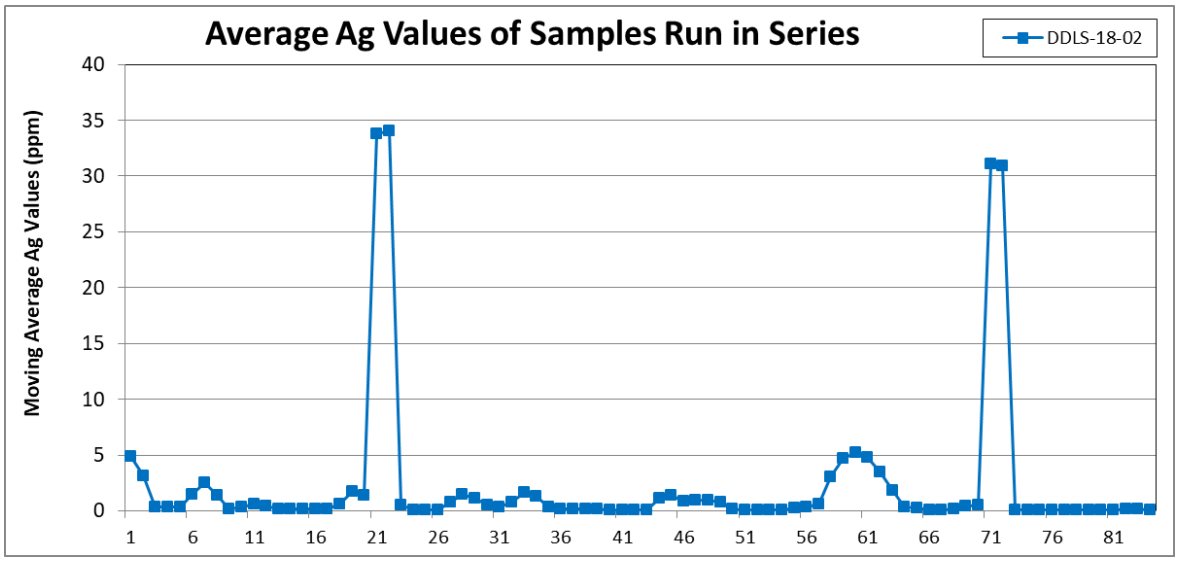
Average Ag Values of Samples Run in Series
DDLS-18-02
Moving Average Ag Values (ppm)
0
5
10
15
20
25
30
35
40
1 6 11 16 21 26 31 36 41 46 51 56 61 66 71 76 81

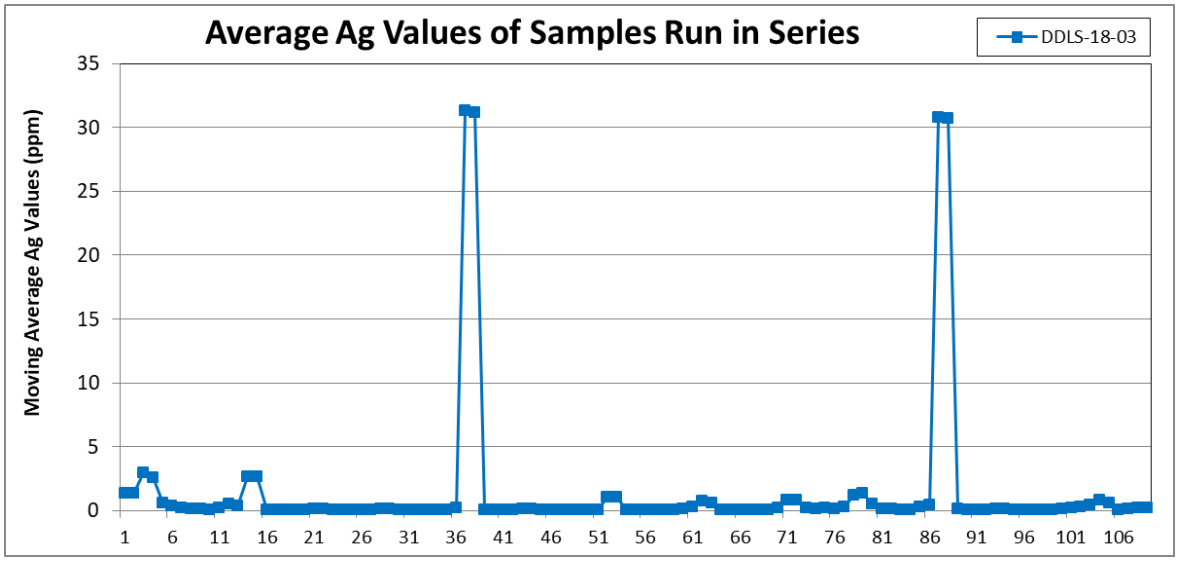
Average Ag Values of Samples Run in Series
DDLS-18-03
Moving Average Ag Values (ppm)
0
5
10
15
20
25
30
35
1 6 11 16 21 26 31 36 41 46 51 56 61 66 71 76 81 86 91 96 101 106

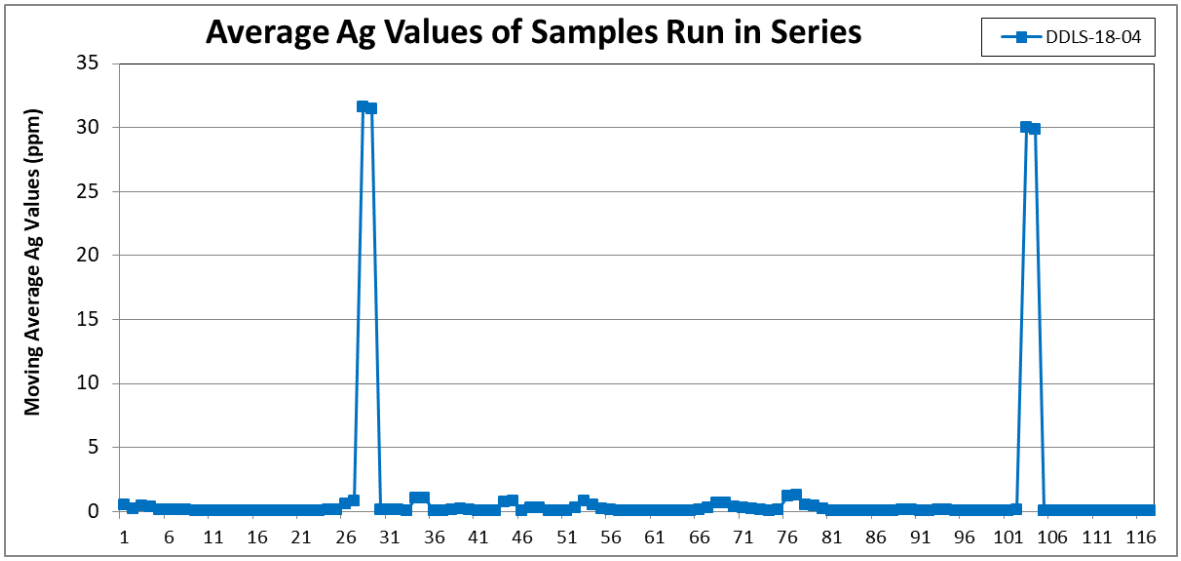
Average Ag Values of Samples Run in Series
DDLS-18-04
Moving Average Ag Values (ppm)
0
5
10
15
20
25
30
35
1 6 11 16 21 26 31 36 41 46 51 56 61 66 71 76 81 86 91 96 101 106 111 116

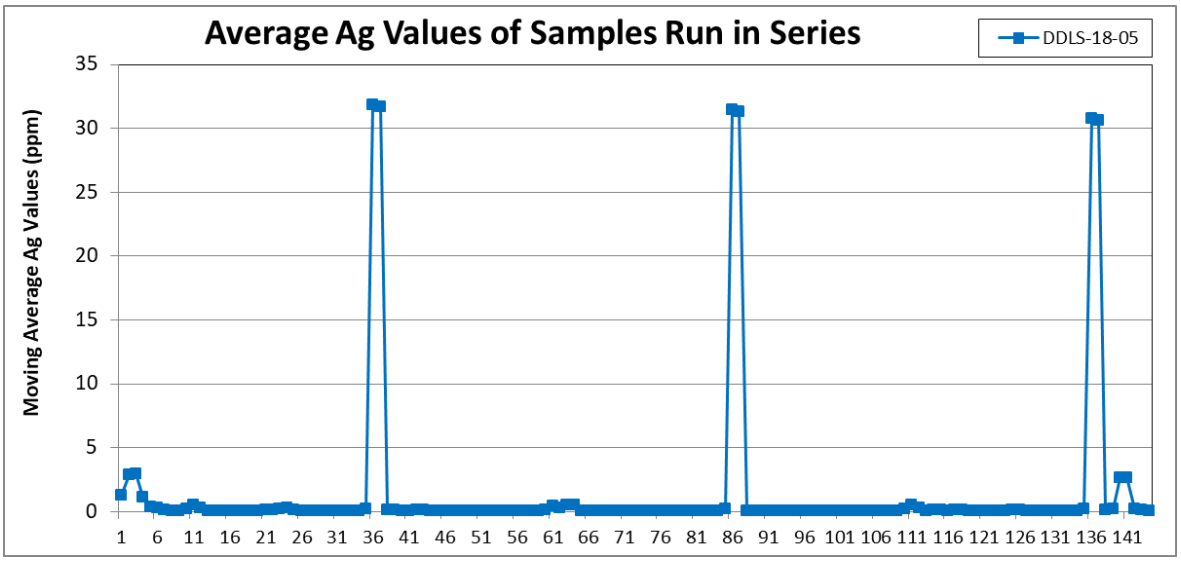
Average Ag Values of Samples Run in Series
DDLS-18-05
Moving Average Ag Values (ppm)
0
5
10
15
20
25
30
35
1 6 11 16 21 26 31 36 41 46 51 56 61 66 71 76 81 86 91 96 101 106 111 116 121 126 131 136 141

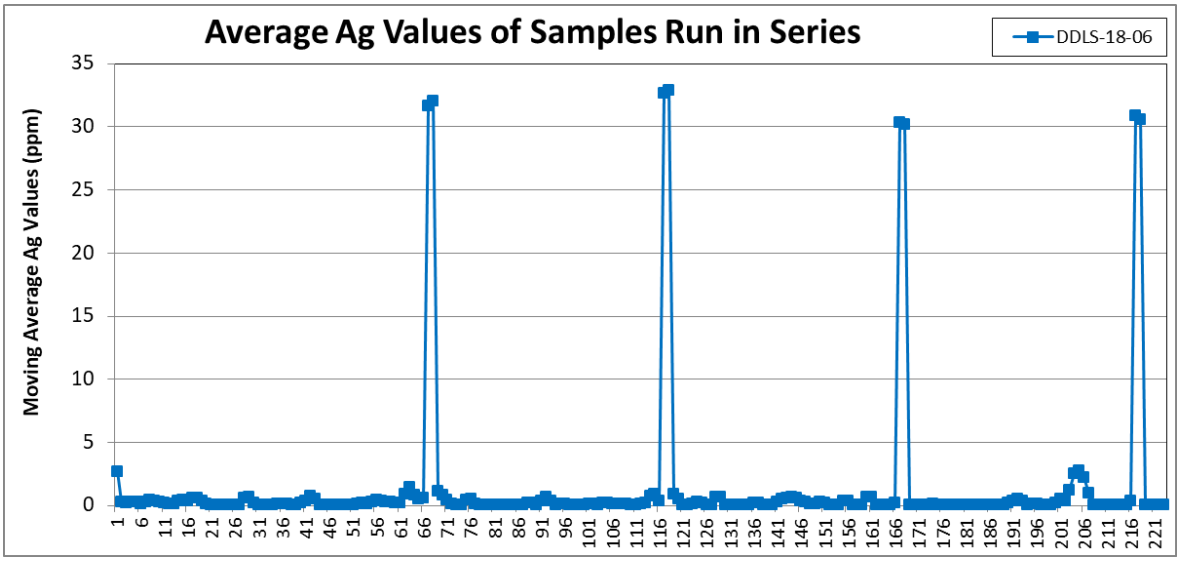
Average Ag Values of Samples Run in Series
DDLS-18-06
Moving Average Ag Values (ppm)
0
5
10
15
20
25
30
35
1 6 11 16 21 26 31 36 41 46 51 56 61 66 71 76 81 86 91 96 101 106 111 116 121 126 131 136 141 146 151 156 161 166 171 176 181 186 191 196 201 206 211 216 221

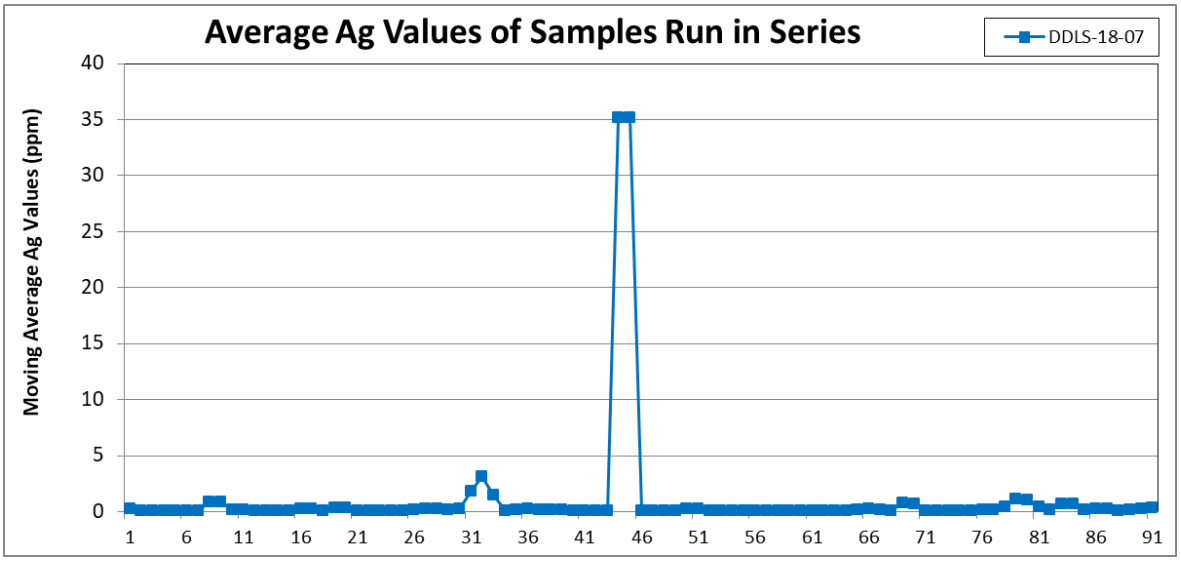
Average Ag Values of Samples Run in Series
DDLS-18-07
Moving Average Ag Values (ppm)
0
5
10
15
20
25
30
35
40
1 6 11 16 21 26 31 36 41 46 51 56 61 66 71 76 81 86 91

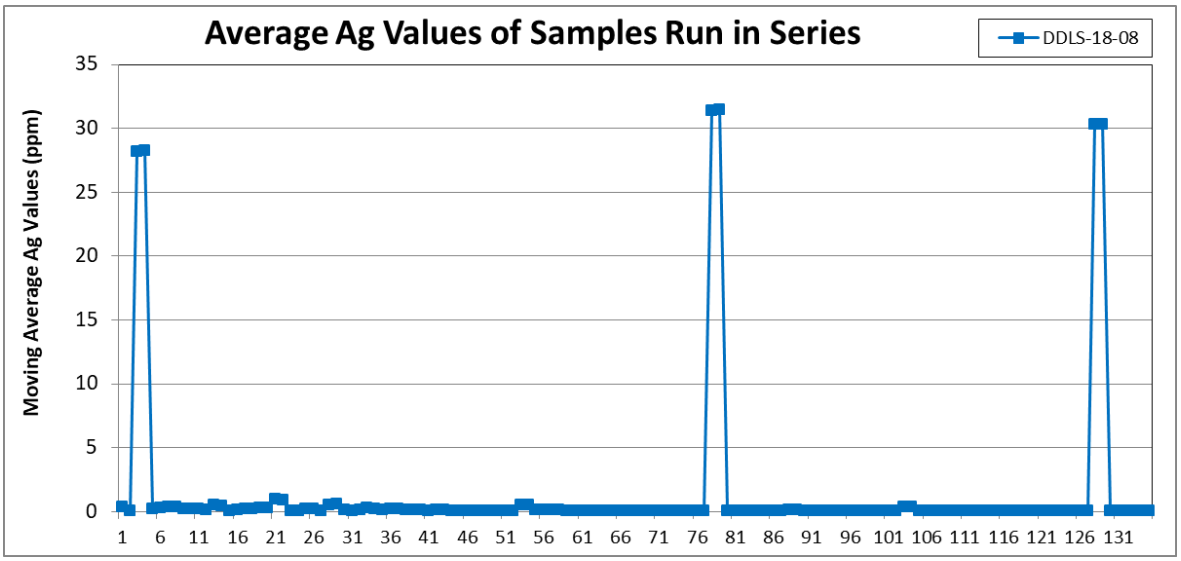
Average Ag Values of Samples Run in Series
DDLS-18-08
Moving Average Ag Values (ppm)
35
30
25
20
15
10
5
0
1 6 11 16 21 26 31 36 41 46 51 56 61 66 71 76 81 86 91 96 101 106 111 116 121 126 131

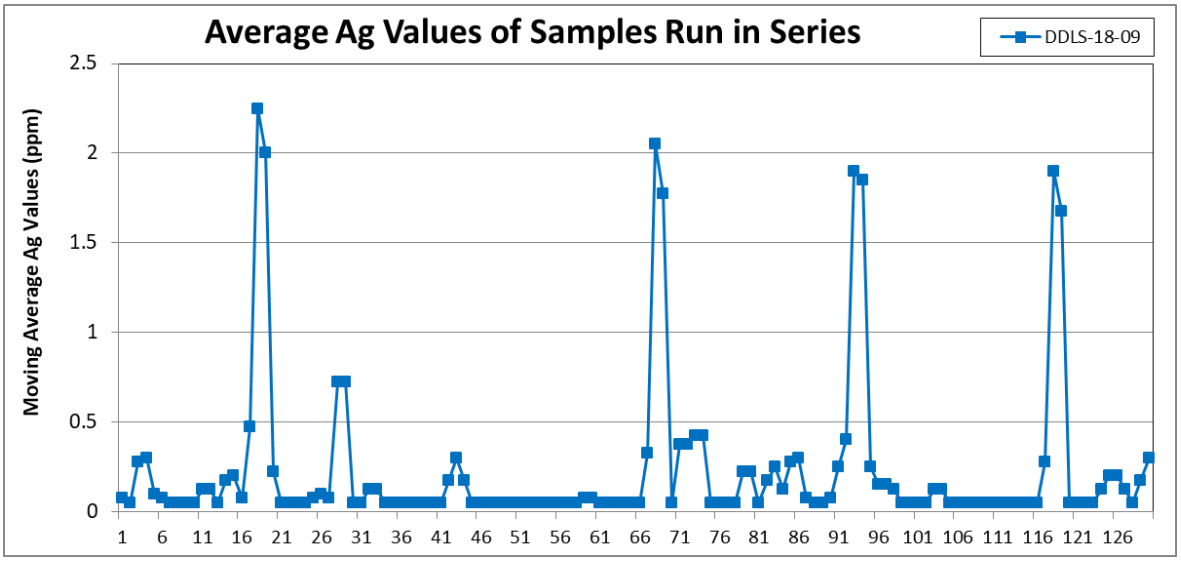
Average Ag Values of Samples Run in Series
DDLS-18-09
Moving Average Ag Values (ppm)
2.5
2
1.5
1
0.5
0
1 6 11 16 21 26 31 36 41 46 51 56 61 66 71 76 81 86 91 96 101 106 111 116 121 126

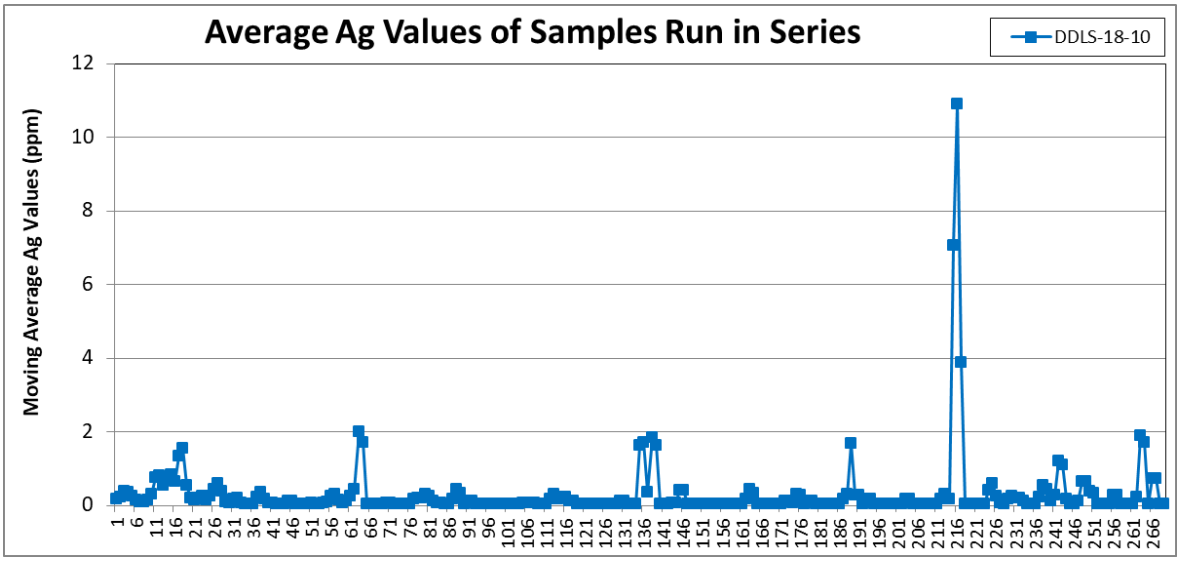
Average Ag Values of Samples Run in Series
DDLS-18-10
Moving Average Ag Values (ppm)
12
10
8
6
4
2
0
1 6 11 16 21 26 31 36 41 46 51 56 61 66 71 76 81 86 91 96 101 106 111 116 121 126 131 136 141 146 151 156 161 166 171 176 181 186 191 196 201 206 211 216 221 226 231 236 241 246 251 256 261 266

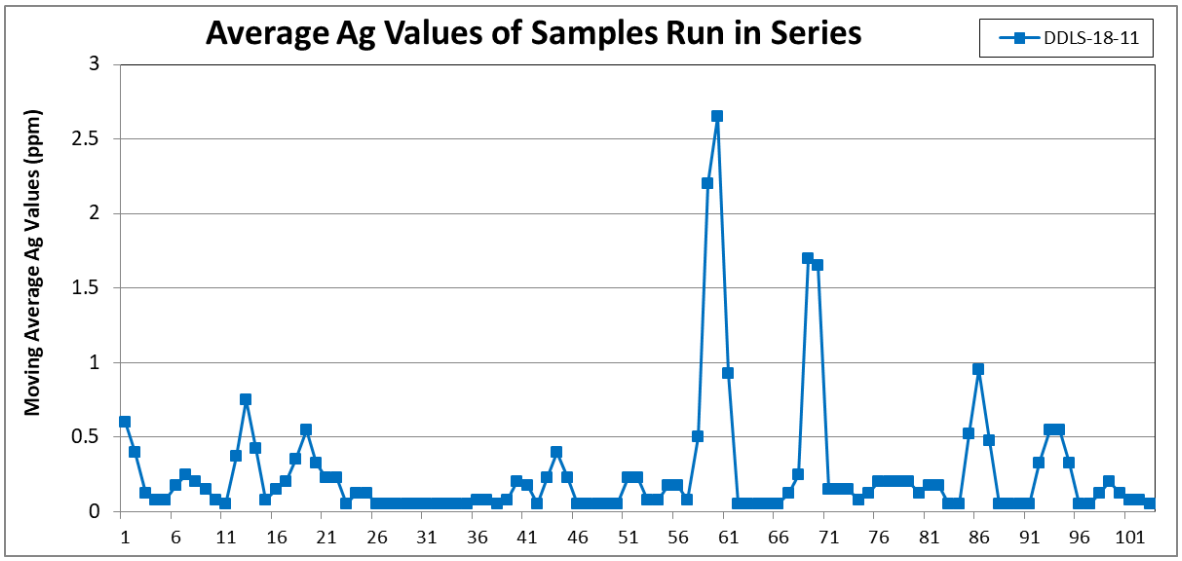

Figure 1 Average Element Values of Core Samples Run in a Series. No multi-element SRM was inserted into the samples streams for DDLS-18-09 to 11. Based on the series, there are no obvious indicators of between sample contaminations that would typically occur during the preparation of the samples.

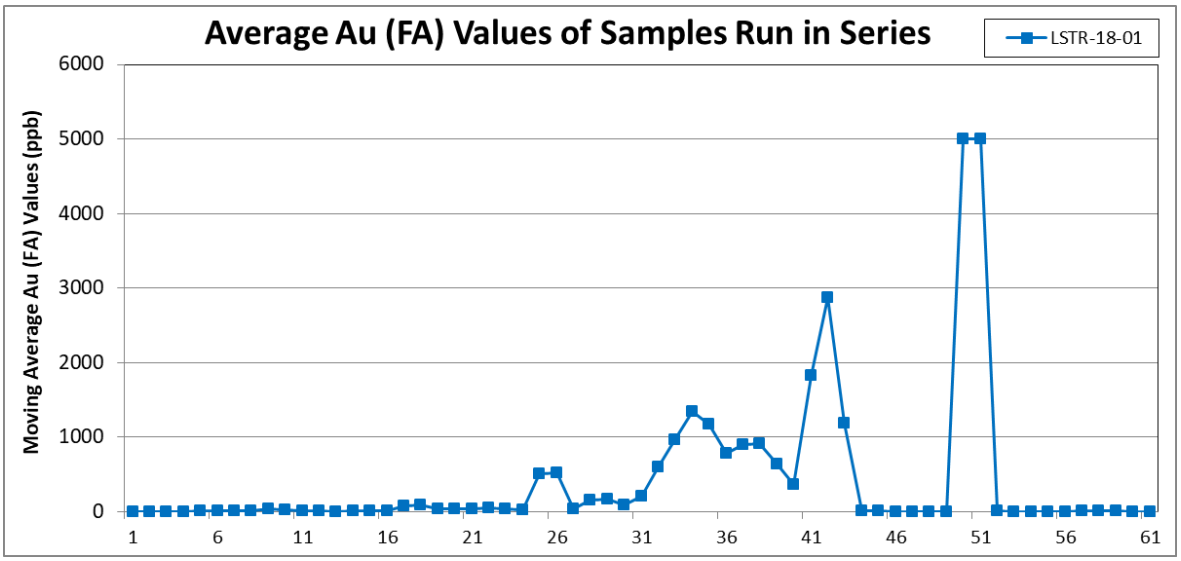
Average Au (FA) Values of Samples Run in Series
LSTR-18-01
Moving Average Au (FA) Values (ppb)
6000
5000
4000
3000
2000
1000
0
1
6
11
16
21
26
31
36
41
46
51
56
61

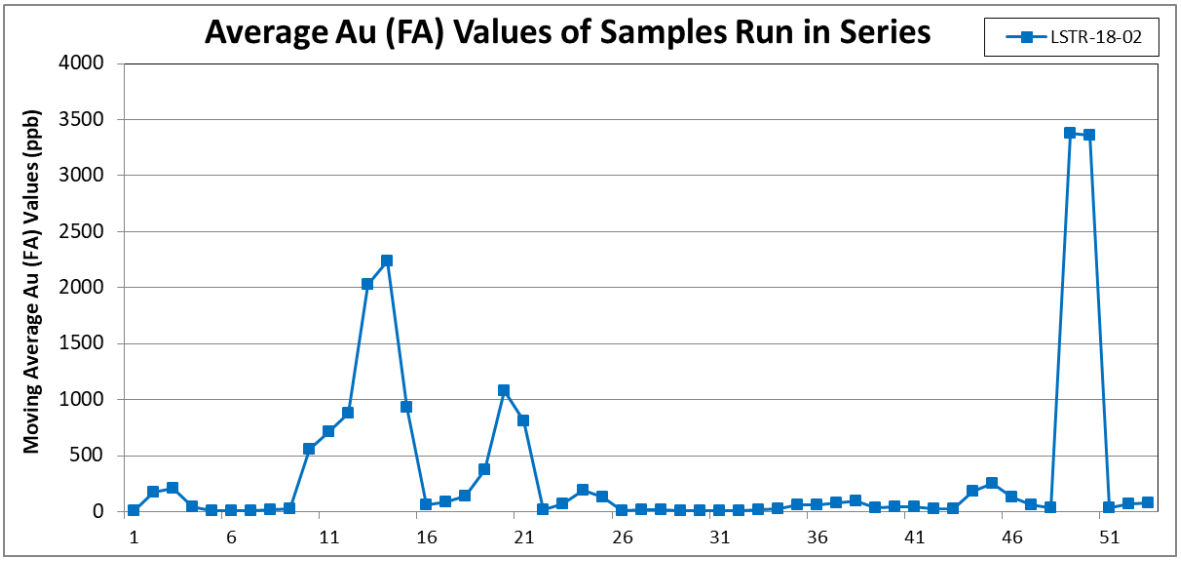
Average Au (FA) Values of Samples Run in Series
LSTR-18-02
Moving Average Au (FA) Values (ppb)
4000
3500
3000
2500
2000
1500
1000
500
0
1
6
11
16
21
26
31
36
41
46
51

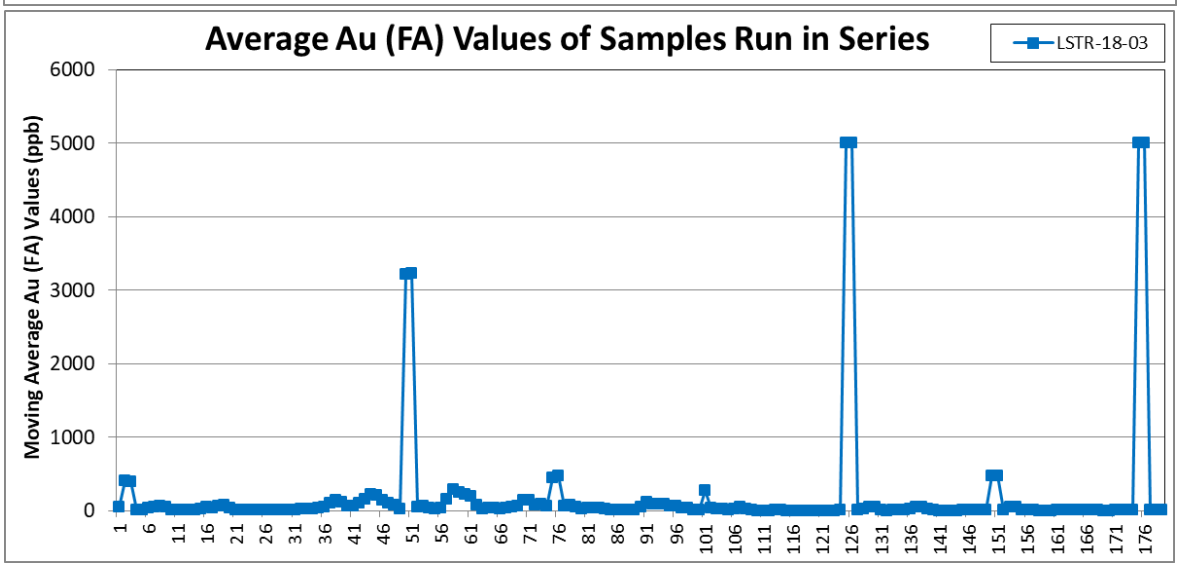
Average Au (FA) Values of Samples Run in Series
LSTR-18-03
Moving Average Au (FA) Values (ppb)
6000
5000
4000
3000
2000
1000
0
1
6
11
16
21
26
31
36
41
46
51
56
61
66
71
76
81
86
91
96
101
106
111
116
121
126
131
136
141
146
151
156
161
166
171
176

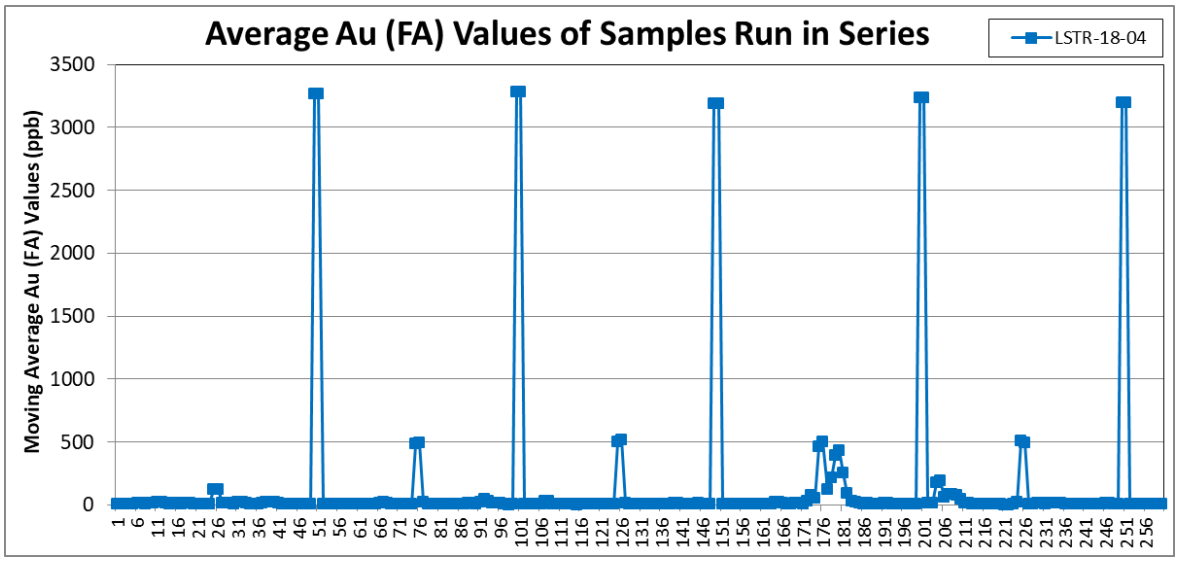
Average Au (FA) Values of Samples Run in Series
LSTR-18-04
Moving Average Au (FA) Values (ppb)
3500
3000
2500
2000
1500
1000
500
0
1 6 11 16 21 26 31 36 41 46 51 56 61 66 71 76 81 86 91 96 101 106 111 116 121 126 131 136 141 146 151 156 161 166 171 176 181 186 191 196 201 206 211 216 221 226 231 236 241 246 251 256

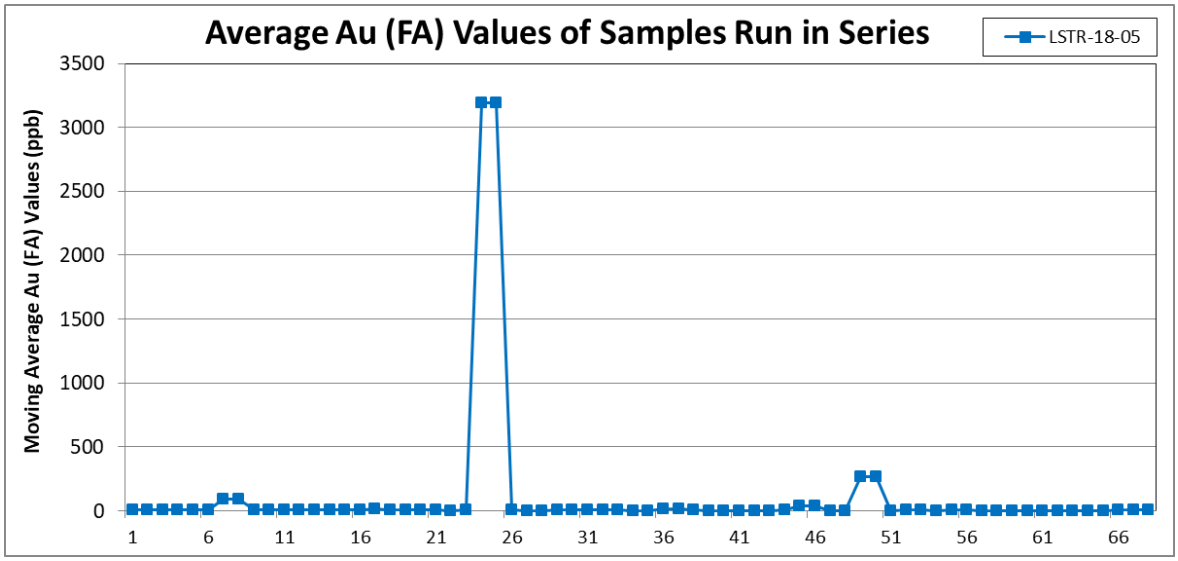
Average Au (FA) Values of Samples Run in Series
LSTR-18-05
Moving Average Au (FA) Values (ppb)
3500
3000
2500
2000
1500
1000
500
0
1 6 11 16 21 26 31 36 41 46 51 56 61 66

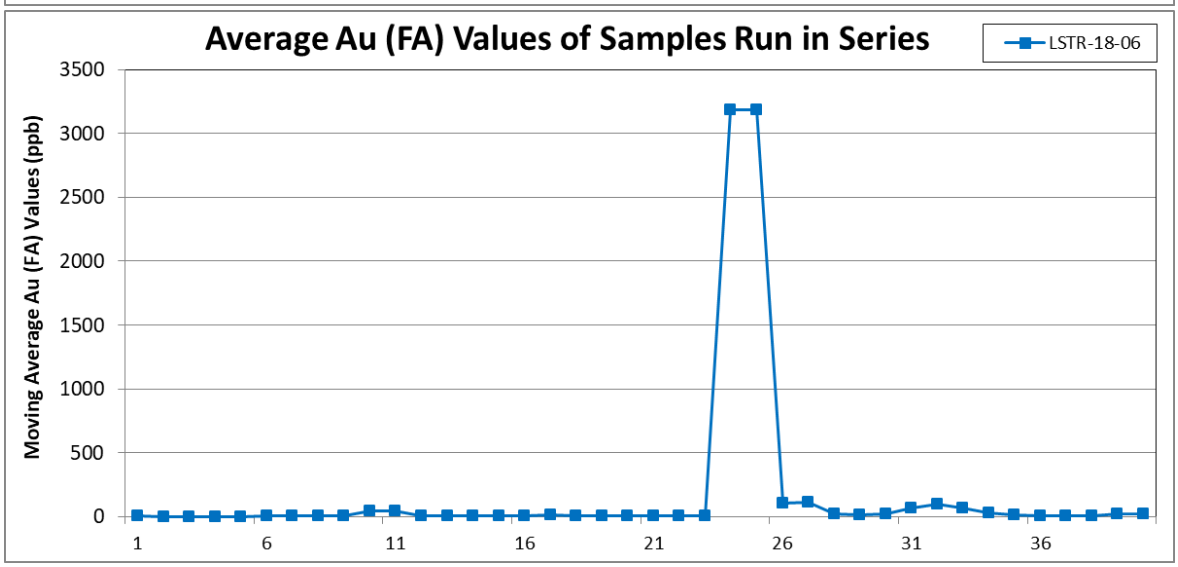
Average Au (FA) Values of Samples Run in Series
LSTR-18-06
Moving Average Au (FA) Values (ppb)
3500
3000
2500
2000
1500
1000
500
0
1 6 11 16 21 26 31 36

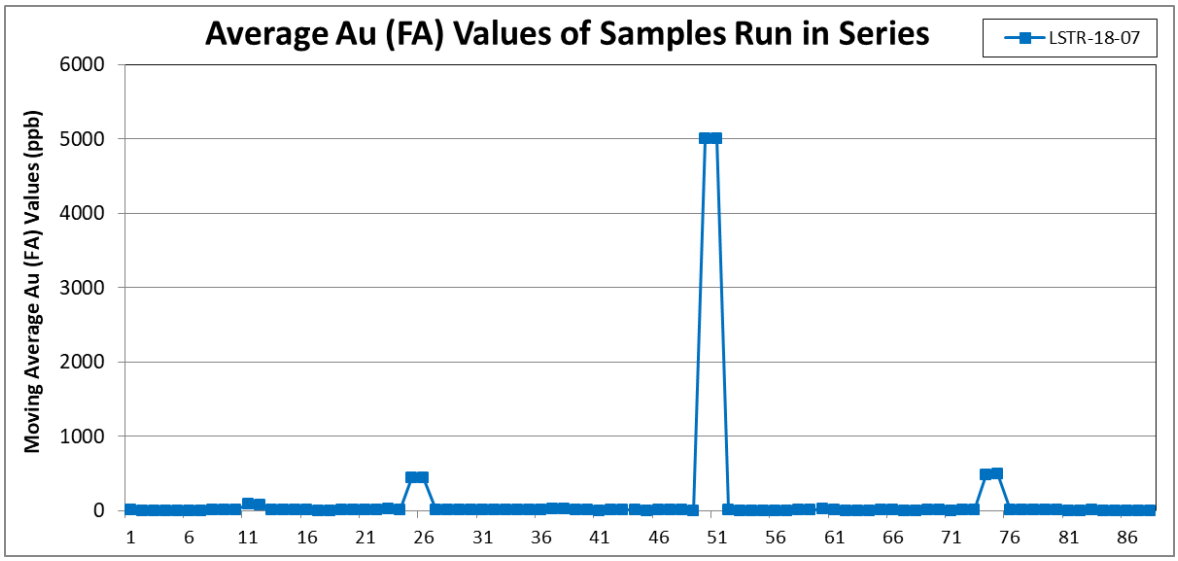
Average Au (FA) Values of Samples Run in Series
LSTR-18-07
Moving Average Au (FA) Values (ppb)
6000
5000
4000
3000
2000
1000
0
1 6 11 16 21 26 31 36 41 46 51 56 61 66 71 76 81 86

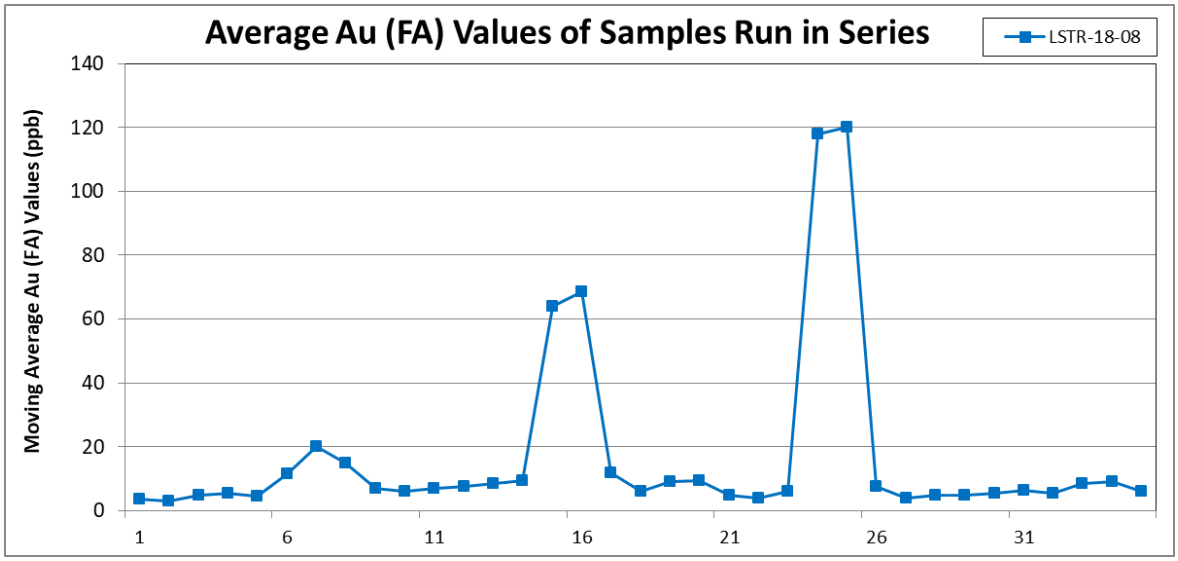
Average Au (FA) Values of Samples Run in Series
LSTR-18-08
Moving Average Au (FA) Values (ppb)
140
120
100
80
60
40
20
0
1 6 11 16 21 26 31

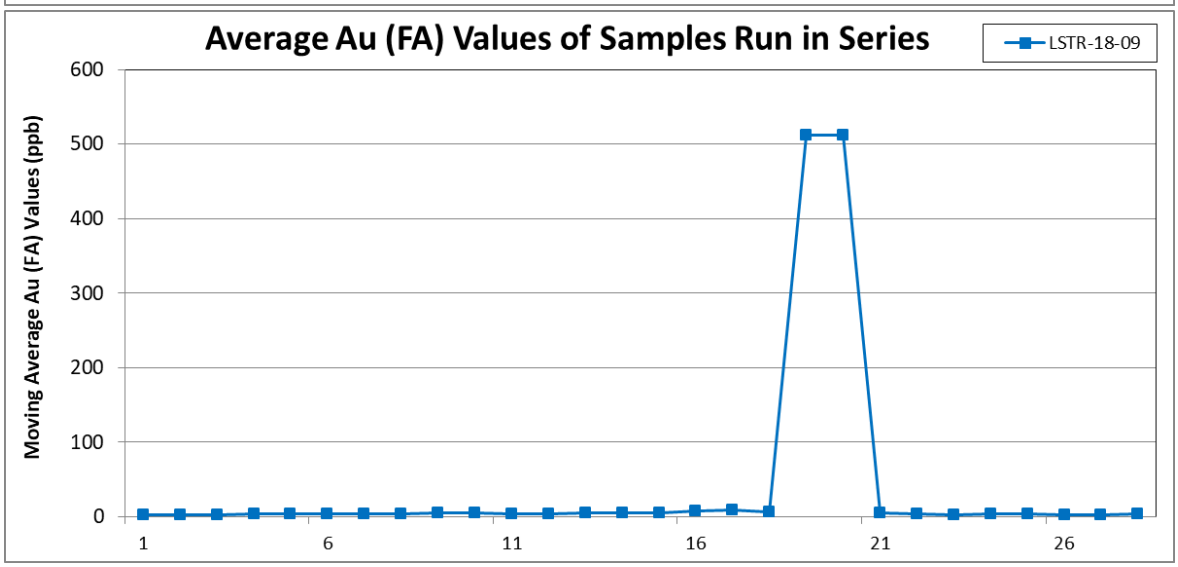
Average Au (FA) Values of Samples Run in Series
LSTR-18-09
Moving Average Au (FA) Values (ppb)
600
500
400
300
200
100
0
1 6 11 16 21 26

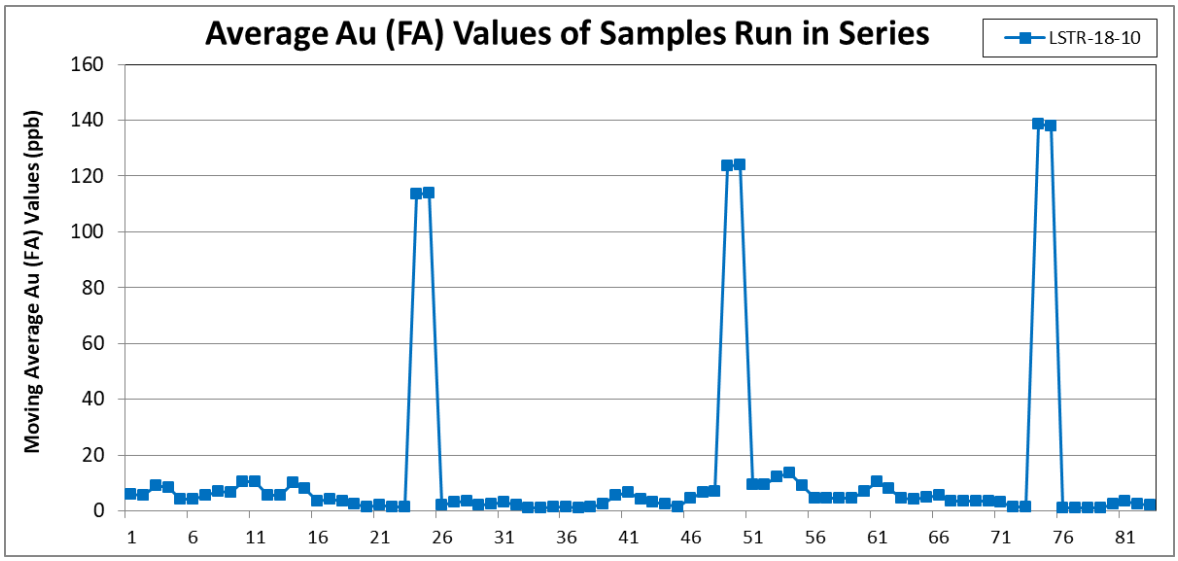
Average Au (FA) Values of Samples Run in Series
LSTR-18-10
Moving Average Au (FA) Values (ppb)
0
20
40
60
80
100
120
140
160
1 6 11 16 21 26 31 36 41 46 51 56 61 66 71 76 81

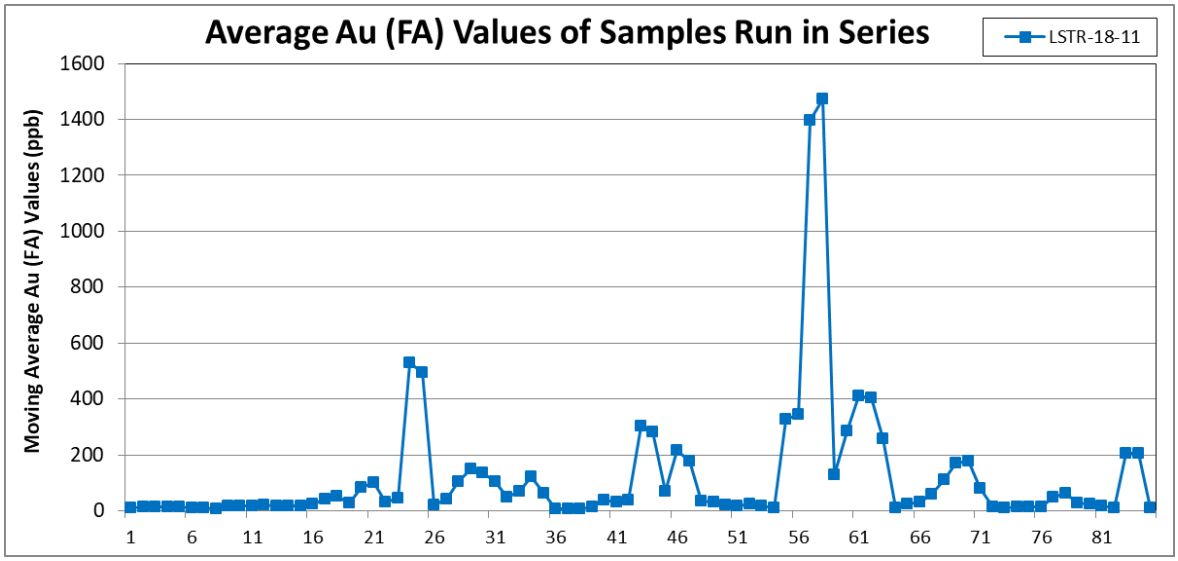
Average Au (FA) Values of Samples Run in Series
LSTR-18-11
Moving Average Au (FA) Values (ppb)
0
200
400
600
800
1000
1200
1400
1600
1 6 11 16 21 26 31 36 41 46 51 56 61 66 71 76 81

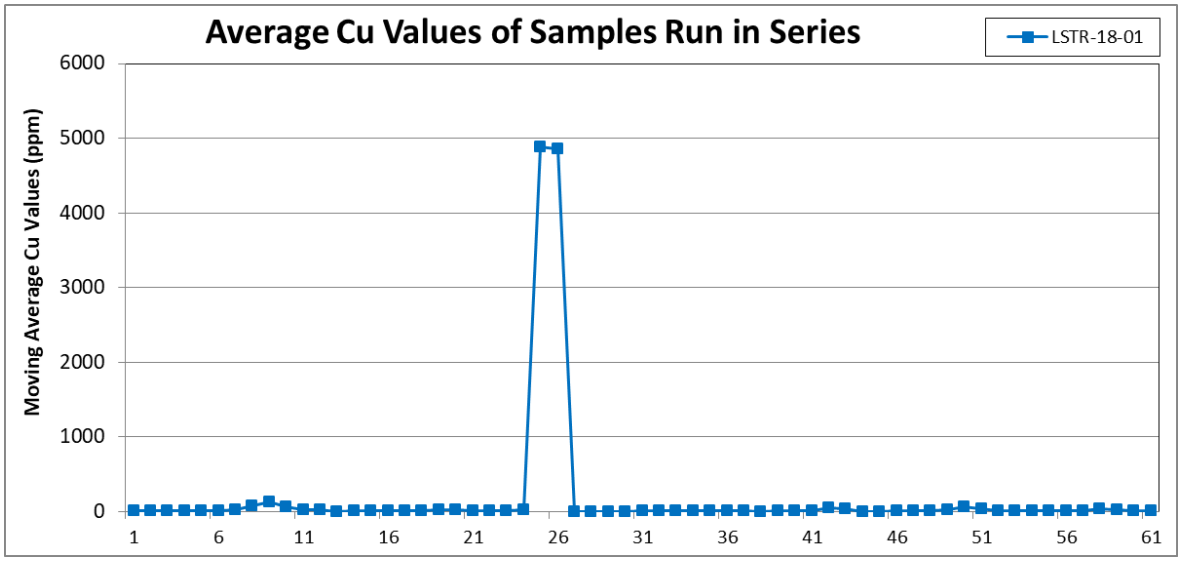
Average Cu Values of Samples Run in Series
LSTR-18-01
Moving Average Cu Values (ppm)
0
1000
2000
3000
4000
5000
6000
1 6 11 16 21 26 31 36 41 46 51 56 61

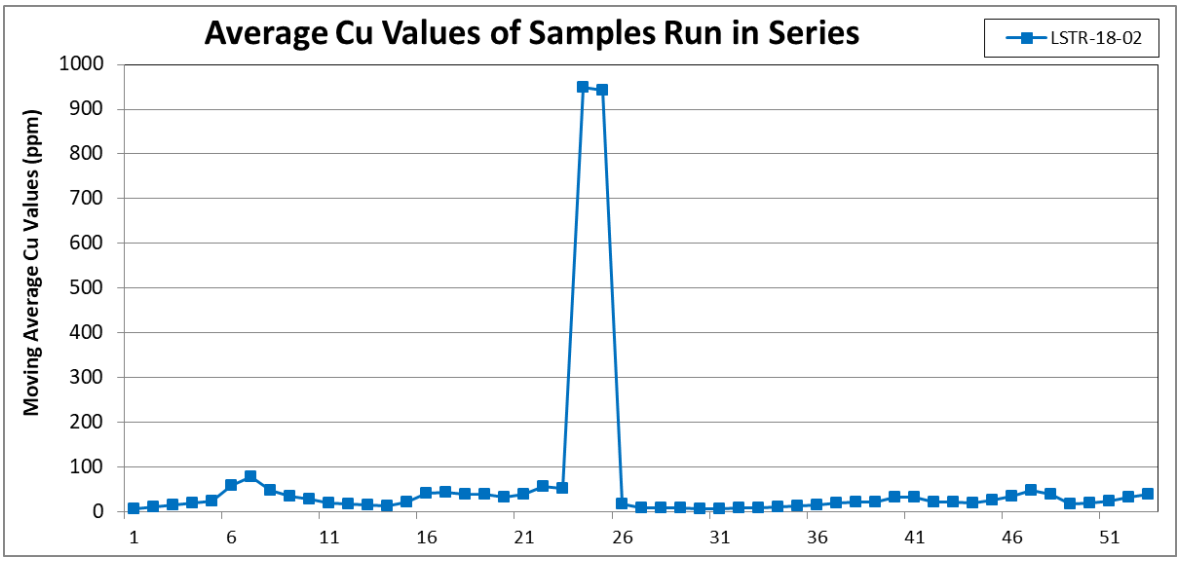
Average Cu Values of Samples Run in Series
LSTR-18-02
Moving Average Cu Values (ppm)
1000
900
800
700
600
500
400
300
200
100
0
1
6
11
16
21
26
31
36
41
46
51

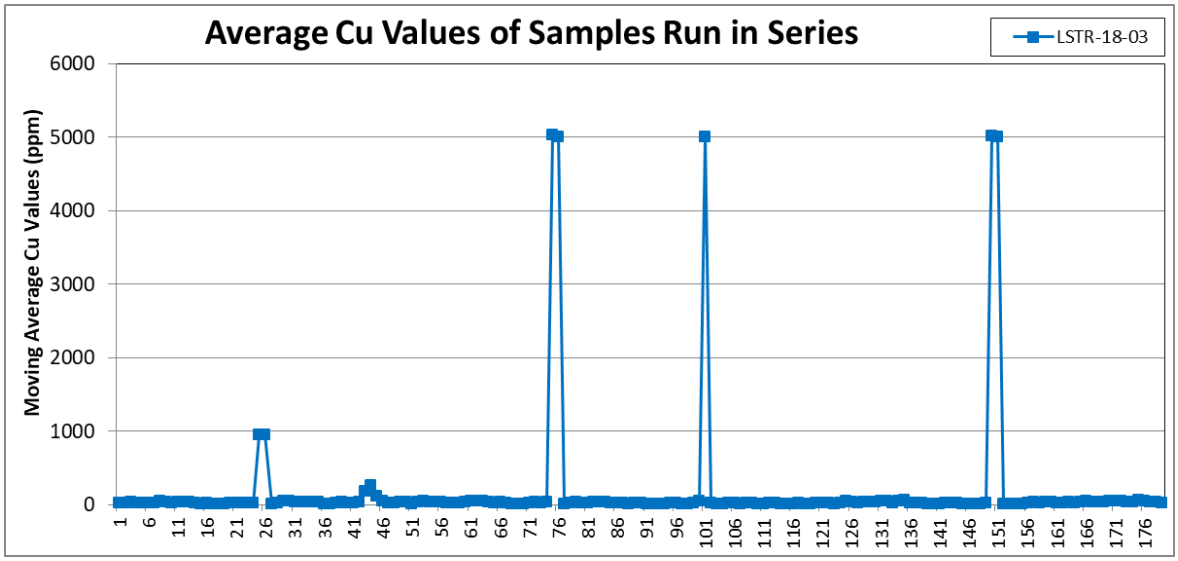
Average Cu Values of Samples Run in Series
LSTR-18-03
Moving Average Cu Values (ppm)
6000
5000
4000
3000
2000
1000
0
1 6 11 16 21 26 31 36 41 46 51 56 61 66 71 76 81 86 91 96 101 106 111 116 121 126 131 136 141 146 151 156 161 166 171 176

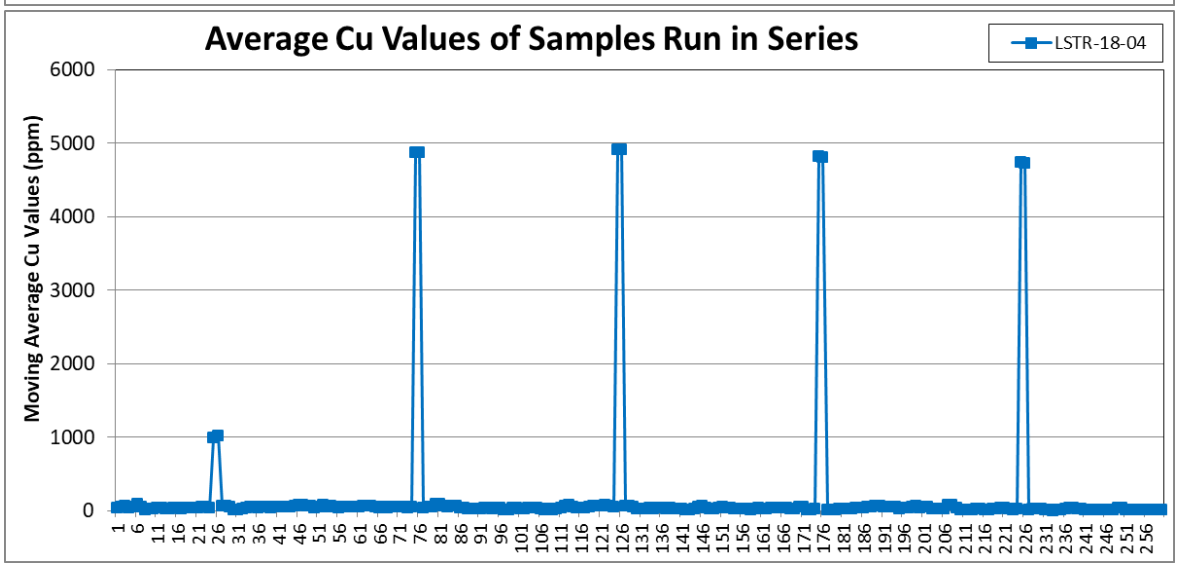
Average Cu Values of Samples Run in Series
LSTR-18-04
Moving Average Cu Values (ppm)
6000
5000
4000
3000
2000
1000
0
1 6 11 16 21 26 31 36 41 46 51 56 61 66 71 76 81 86 91 96 101 106 111 116 121 126 131 136 141 146 151 156 161 166 171 176 181 186 191 196 201 206 211 216 221 226 231 236 241 246 251 256

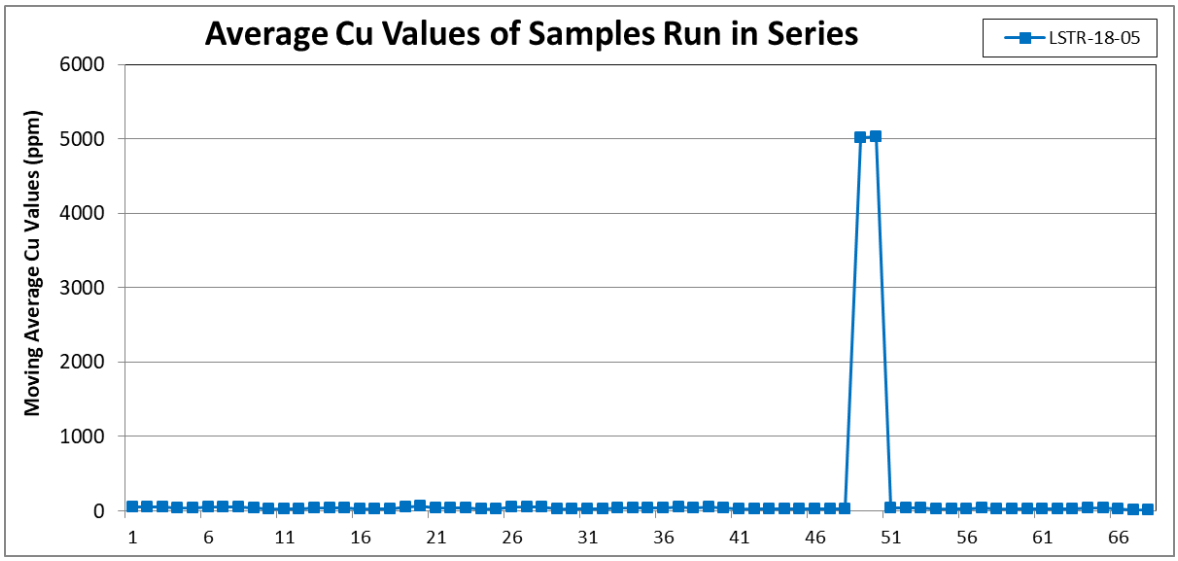
Average Cu Values of Samples Run in Series
LSTR-18-05
Moving Average Cu Values (ppm)
6000
5000
4000
3000
2000
1000
0
1
6
11
16
21
26
31
36
41
46
51
56
61
66

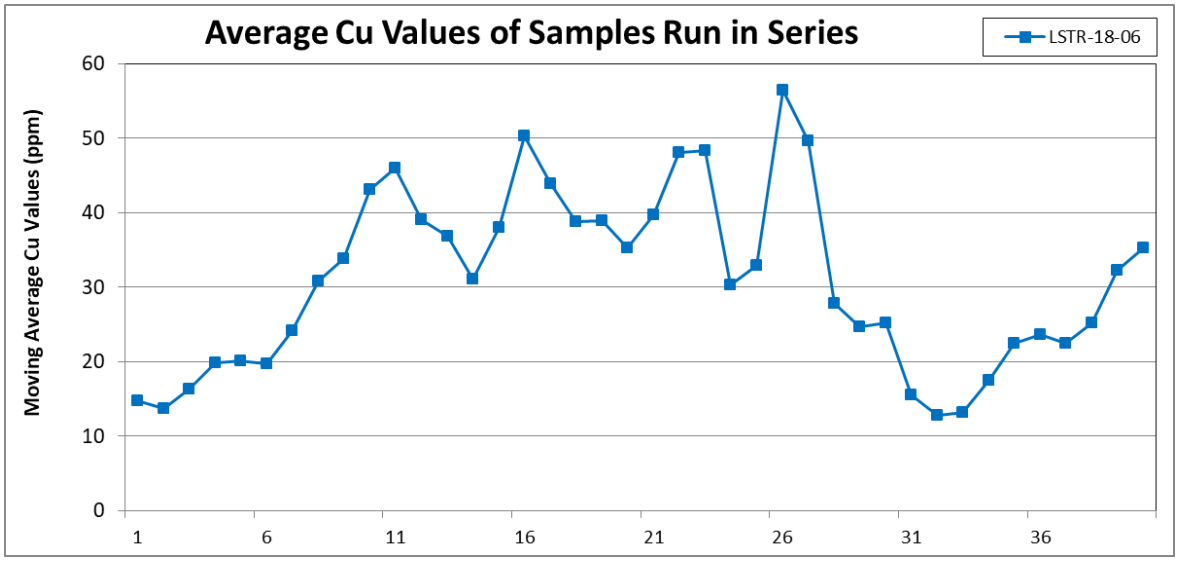
Average Cu Values of Samples Run in Series
LSTR-18-06
Moving Average Cu Values (ppm)
60
50
40
30
20
10
0
1
6
11
16
21
26
31
36

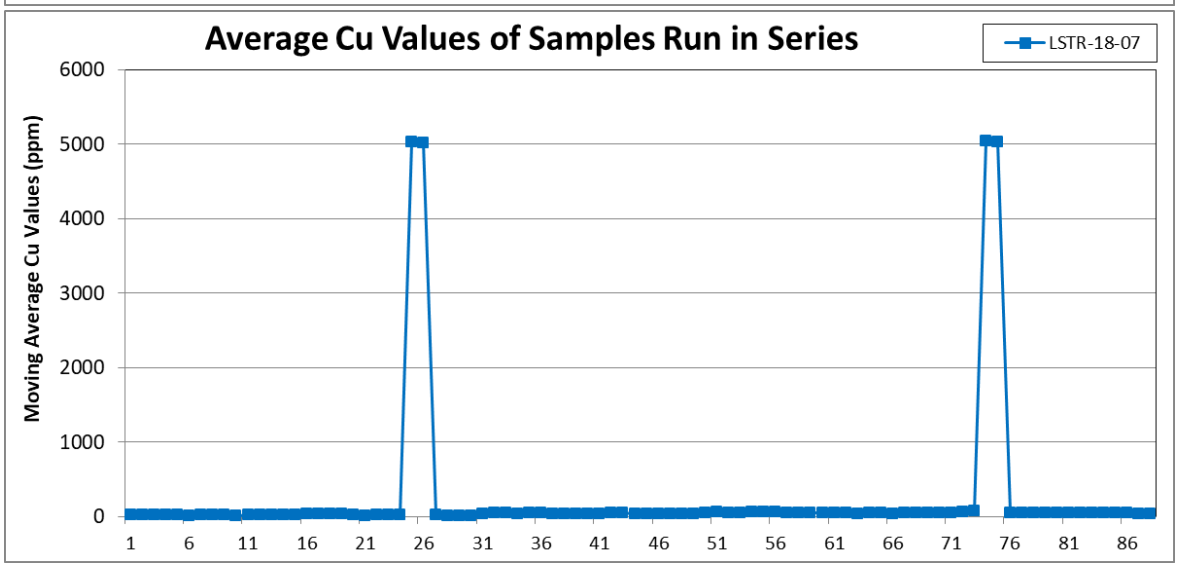
Average Cu Values of Samples Run in Series
LSTR-18-07
Moving Average Cu Values (ppm)
6000
5000
4000
3000
2000
1000
0
1
6
11
16
21
26
31
36
41
46
51
56
61
66
71
76
81
86

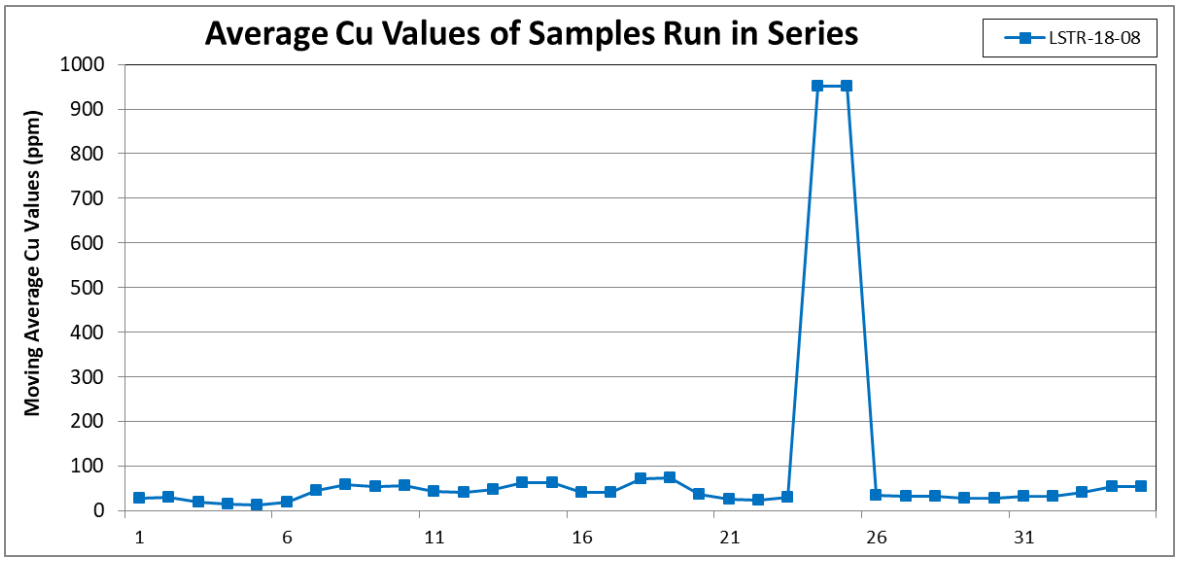
Average Cu Values of Samples Run in Series
LSTR-18-08
Moving Average Cu Values (ppm)
1000
900
800
700
600
500
400
300
200
100
0
1
6
11
16
21
26
31

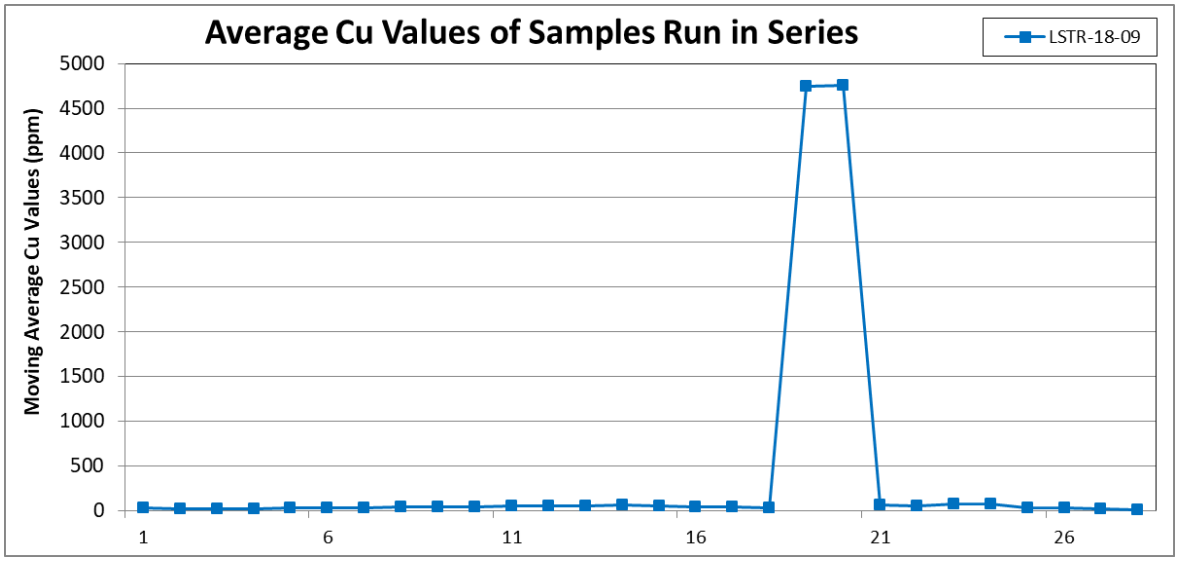
Average Cu Values of Samples Run in Series
LSTR-18-09
Moving Average Cu Values (ppm)
5000
4500
4000
3500
3000
2500
2000
1500
1000
500
0
1
6
11
16
21
26

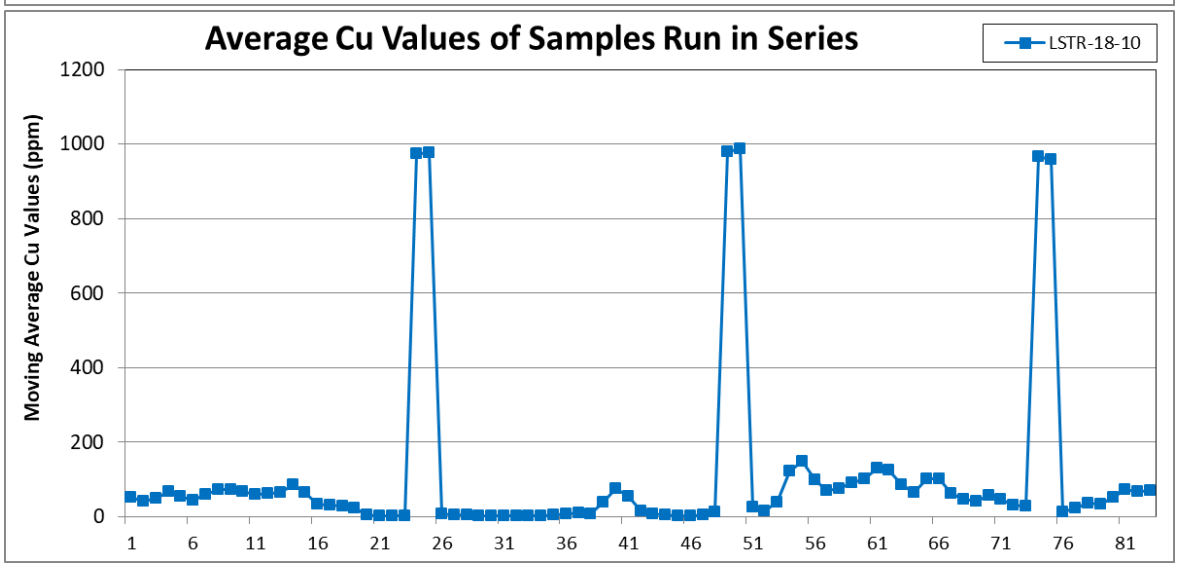
Average Cu Values of Samples Run in Series
LSTR-18-10
Moving Average Cu Values (ppm)
1200
1000
800
600
400
200
0
1
6
11
16
21
26
31
36
41
46
51
56
61
66
71
76
81

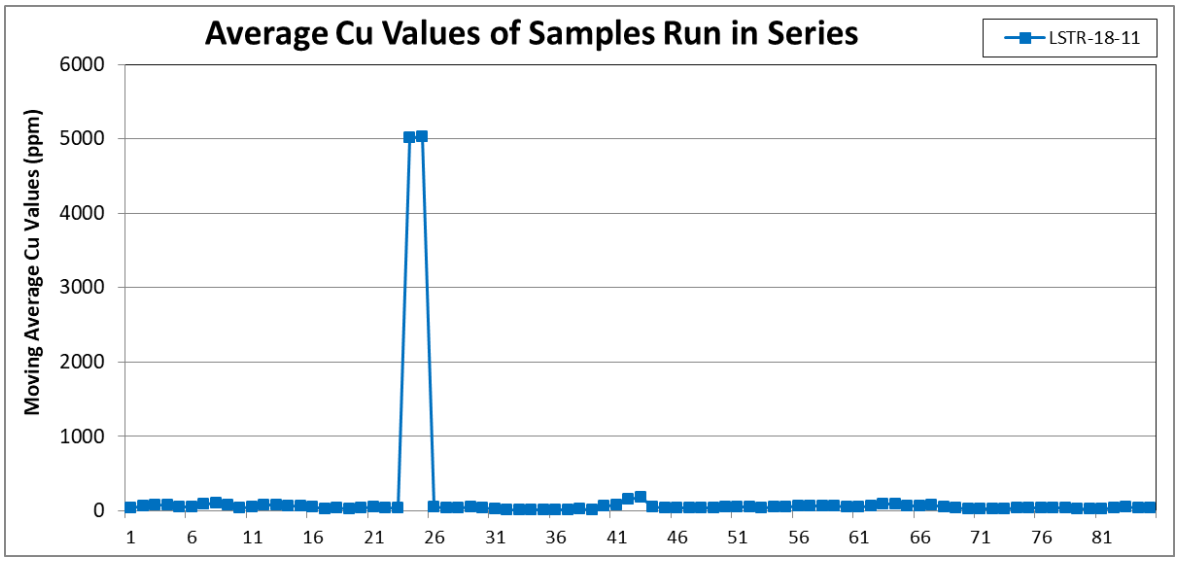
Average Cu Values of Samples Run in Series
LSTR-18-11
Moving Average Cu Values (ppm)
6000
5000
4000
3000
2000
1000
0
1 6 11 16 21 26 31 36 41 46 51 56 61 66 71 76 81

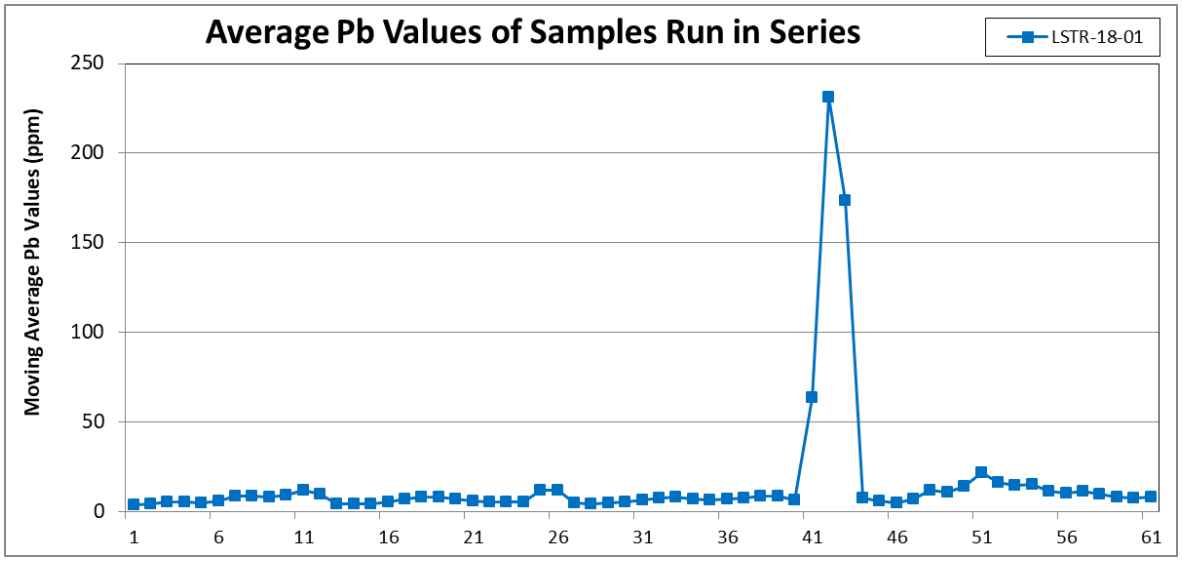
Average Pb Values of Samples Run in Series
LSTR-18-01
Moving Average Pb Values (ppm)
250
200
150
100
50
0
1 6 11 16 21 26 31 36 41 46 51 56 61

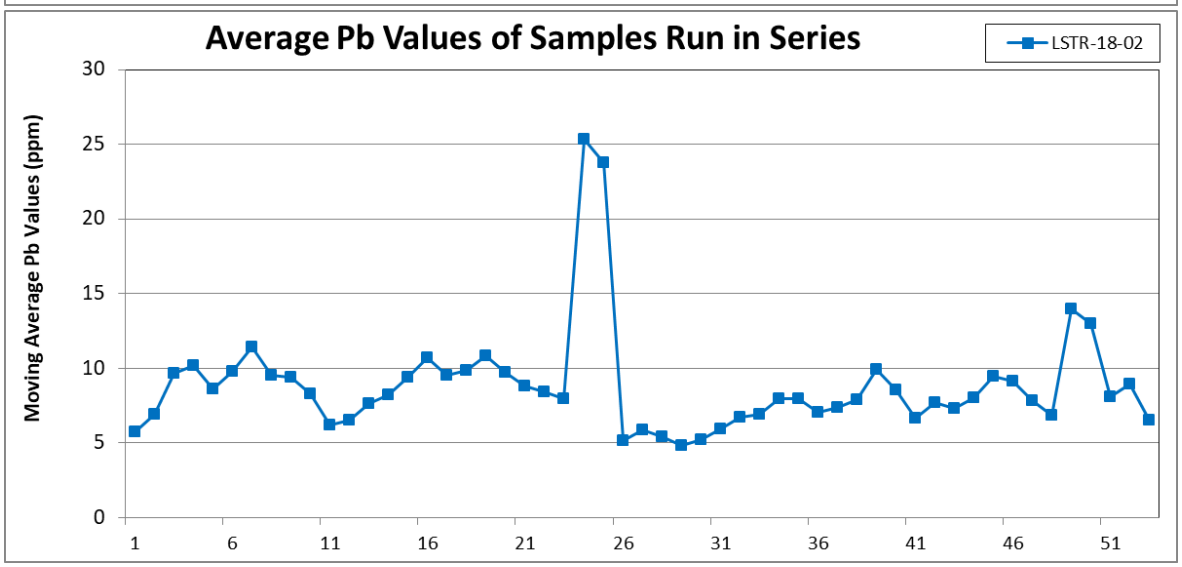
Average Pb Values of Samples Run in Series
LSTR-18-02
Moving Average Pb Values (ppm)
30
25
20
15
10
5
0
1 6 11 16 21 26 31 36 41 46 51

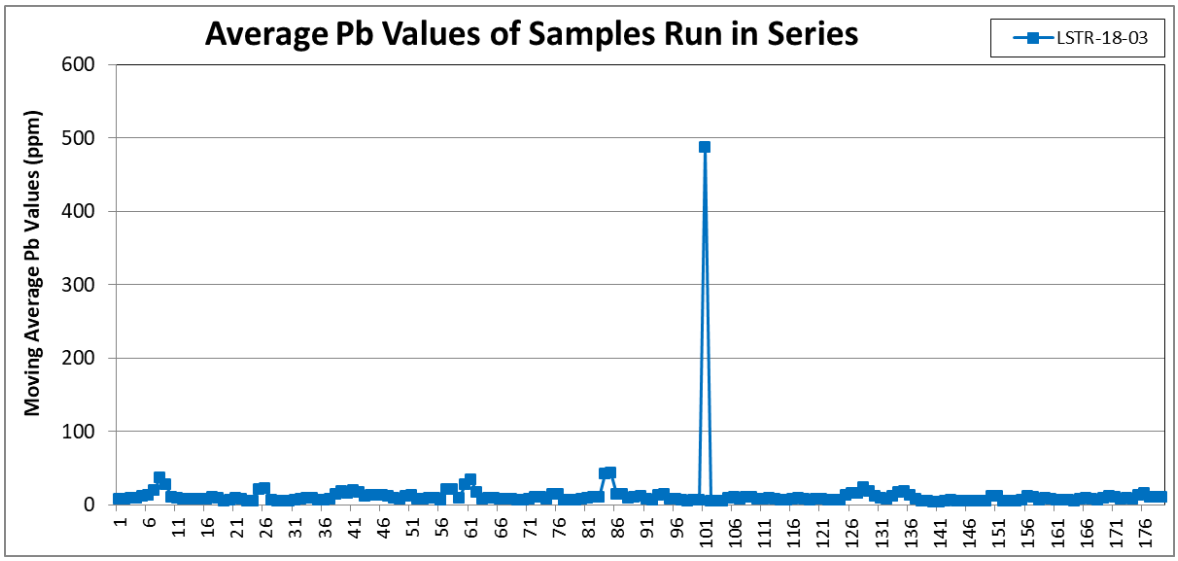
Average Pb Values of Samples Run in Series
LSTR-18-03
Moving Average Pb Values (ppm)
0
100
200
300
400
500
600
1 6 11 16 21 26 31 36 41 46 51 56 61 66 71 76 81 86 91 96 101 106 111 116 121 126 131 136 141 146 151 156 161 166 171 176

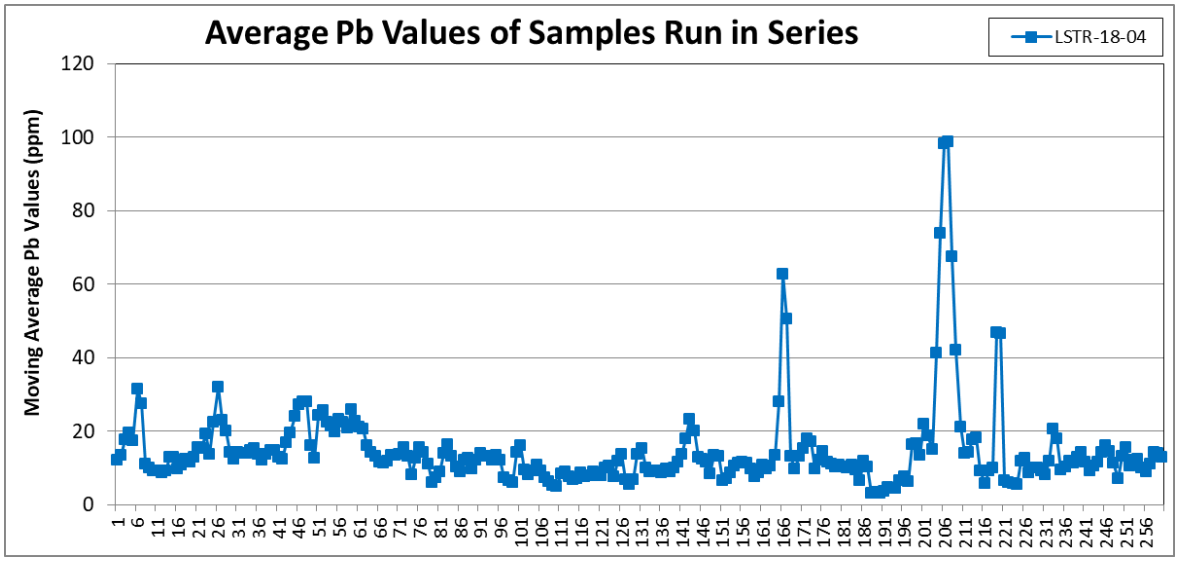
Average Pb Values of Samples Run in Series
LSTR-18-04
Moving Average Pb Values (ppm)
0
20
40
60
80
100
120
1 6 11 16 21 26 31 36 41 46 51 56 61 66 71 76 81 86 91 96 101 106 111 116 121 126 131 136 141 146 151 156 161 166 171 176 181 186 191 196 201 206 211 216 221 226 231 236 241 246 251 256

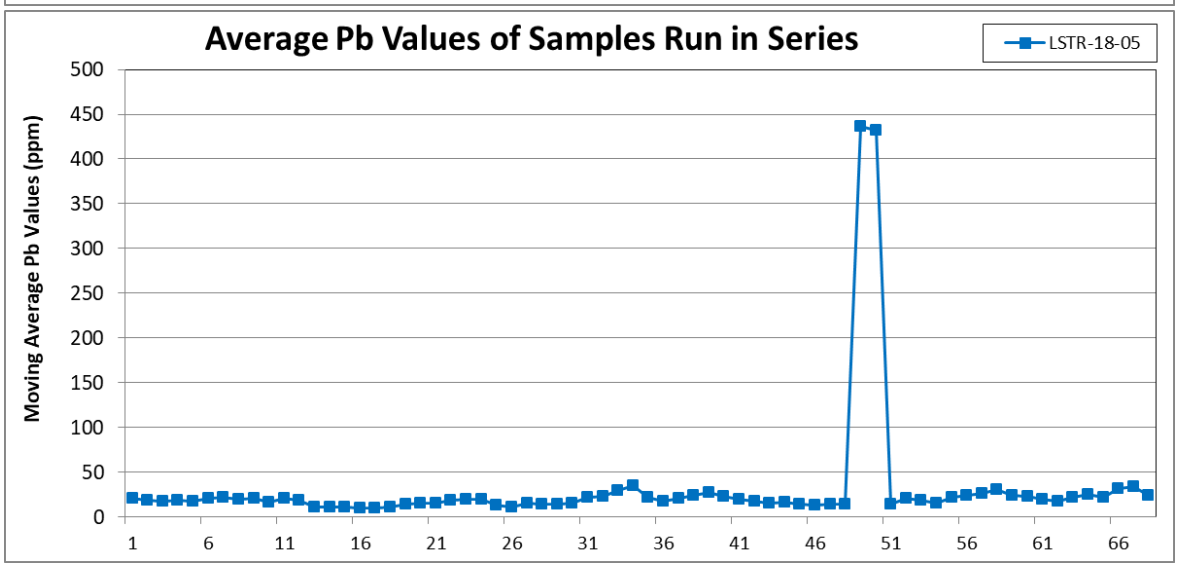
Average Pb Values of Samples Run in Series
LSTR-18-05
Moving Average Pb Values (ppm)
0
50
100
150
200
250
300
350
400
450
500
1 6 11 16 21 26 31 36 41 46 51 56 61 66

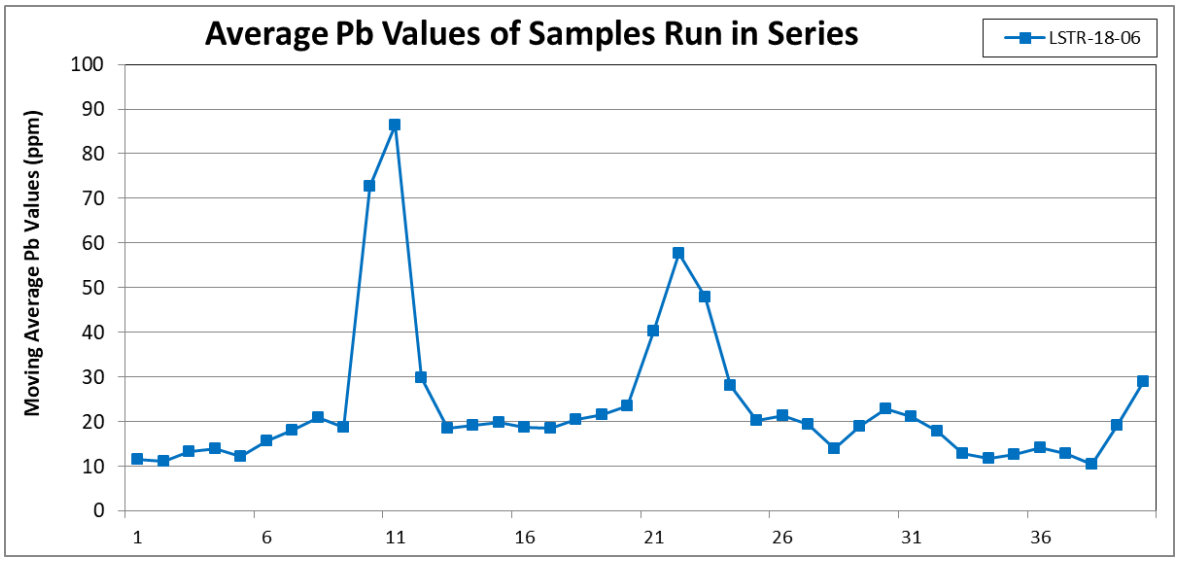
Average Pb Values of Samples Run in Series
LSTR-18-06
Moving Average Pb Values (ppm)
100
90
80
70
60
50
40
30
20
10
0
1
6
11
16
21
26
31
36

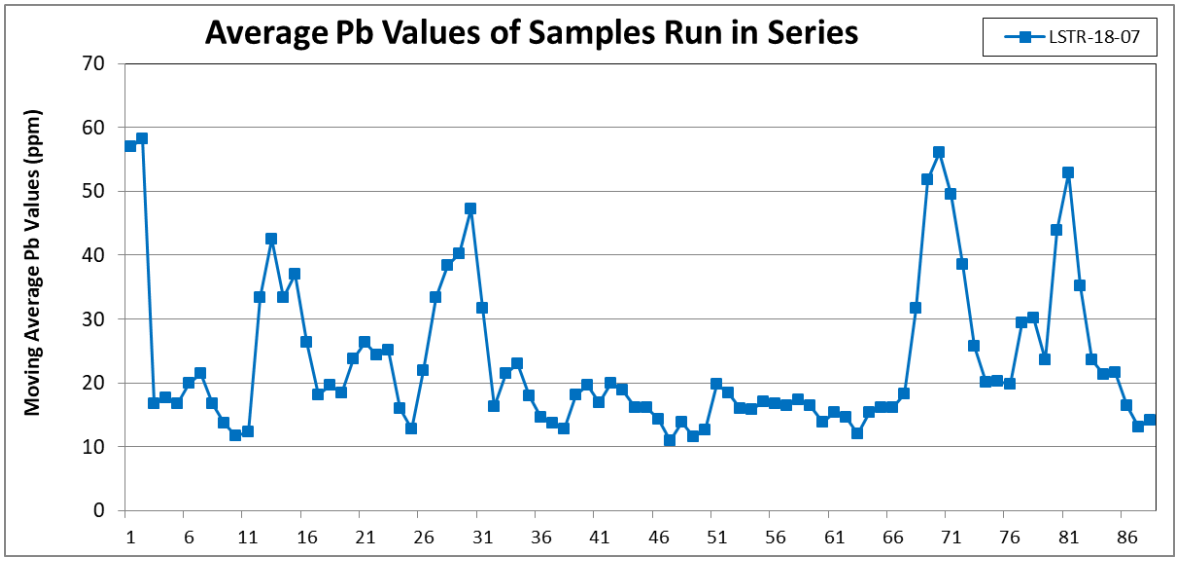
Average Pb Values of Samples Run in Series
LSTR-18-07
Moving Average Pb Values (ppm)
70
60
50
40
30
20
10
0
1
6
11
16
21
26
31
36
41
46
51
56
61
66
71
76
81
86

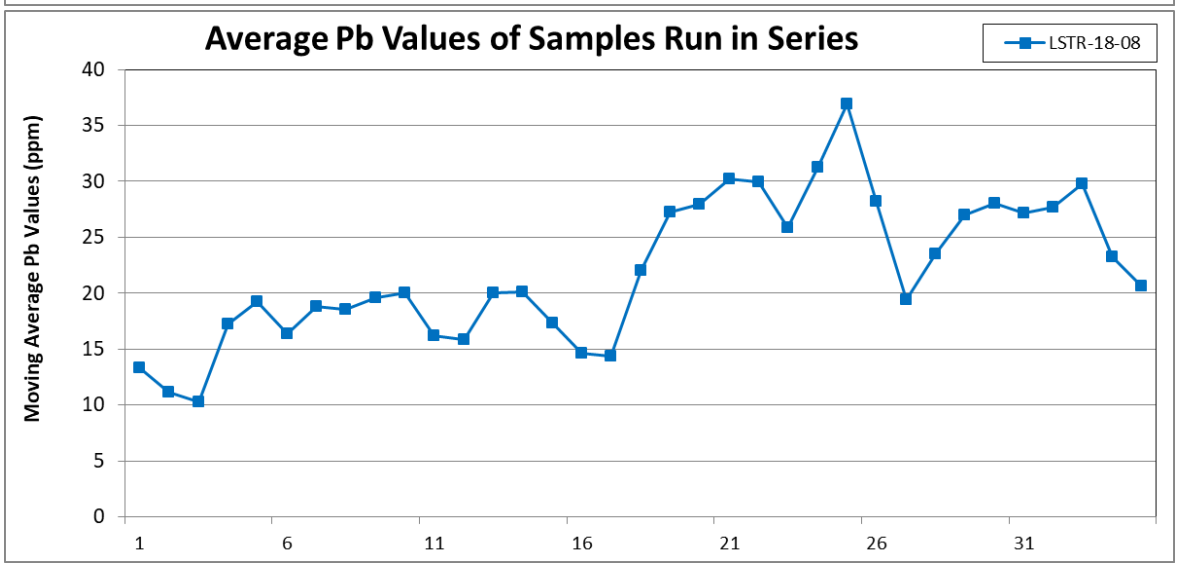
Average Pb Values of Samples Run in Series
LSTR-18-08
Moving Average Pb Values (ppm)
40
35
30
25
20
15
10
5
0
1
6
11
16
21
26
31

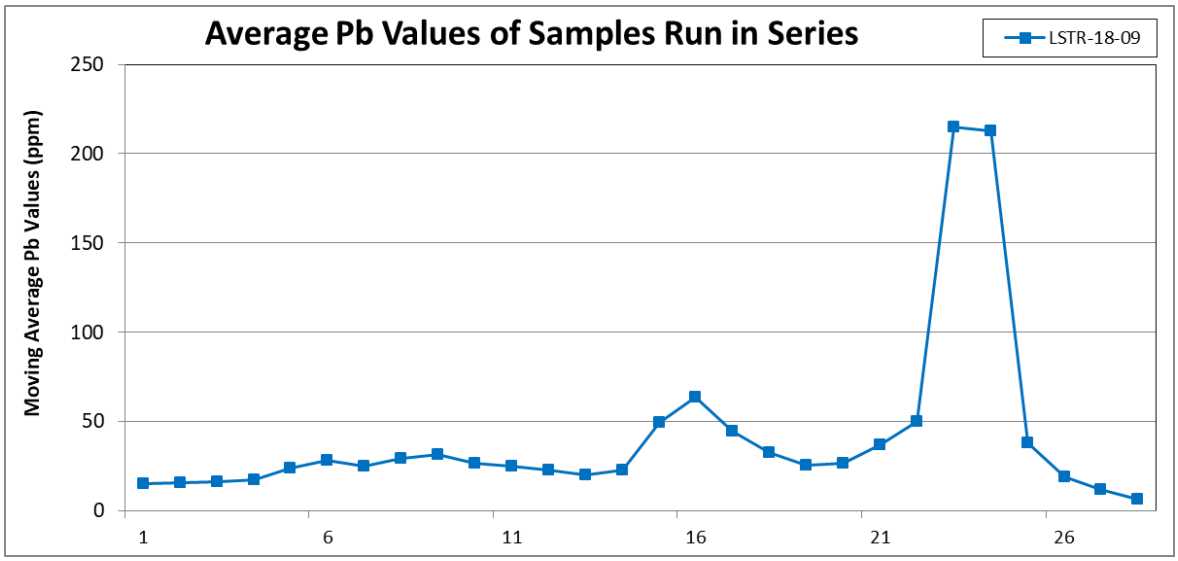
Average Pb Values of Samples Run in Series
LSTR-18-09
Moving Average Pb Values (ppm)
250
200
150
100
50
0
1
6
11
16
21
26

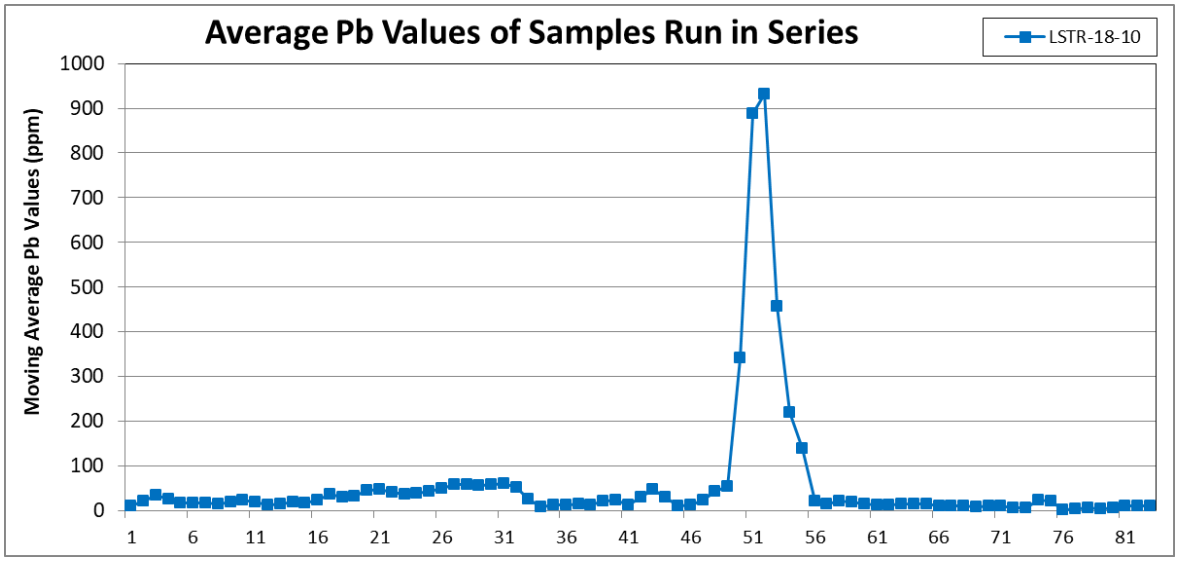
Average Pb Values of Samples Run in Series
LSTR-18-10
Moving Average Pb Values (ppm)
1000
900
800
700
600
500
400
300
200
100
0
1
6
11
16
21
26
31
36
41
46
51
56
61
66
71
76
81

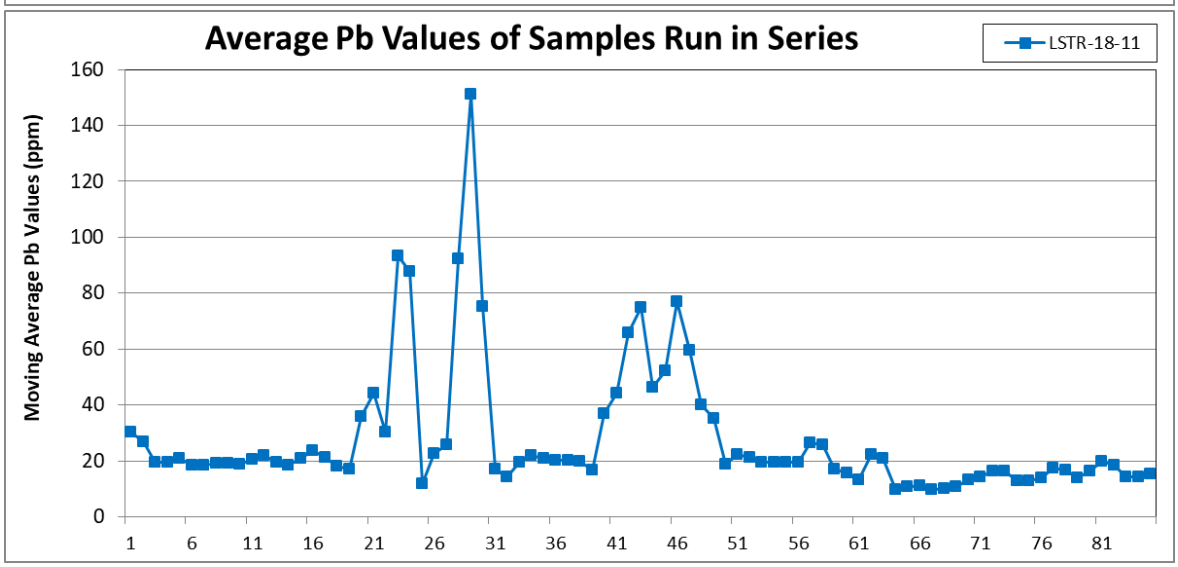
Average Pb Values of Samples Run in Series
LSTR-18-11
Moving Average Pb Values (ppm)
160
140
120
100
80
60
40
20
0
1
6
11
16
21
26
31
36
41
46
51
56
61
66
71
76
81

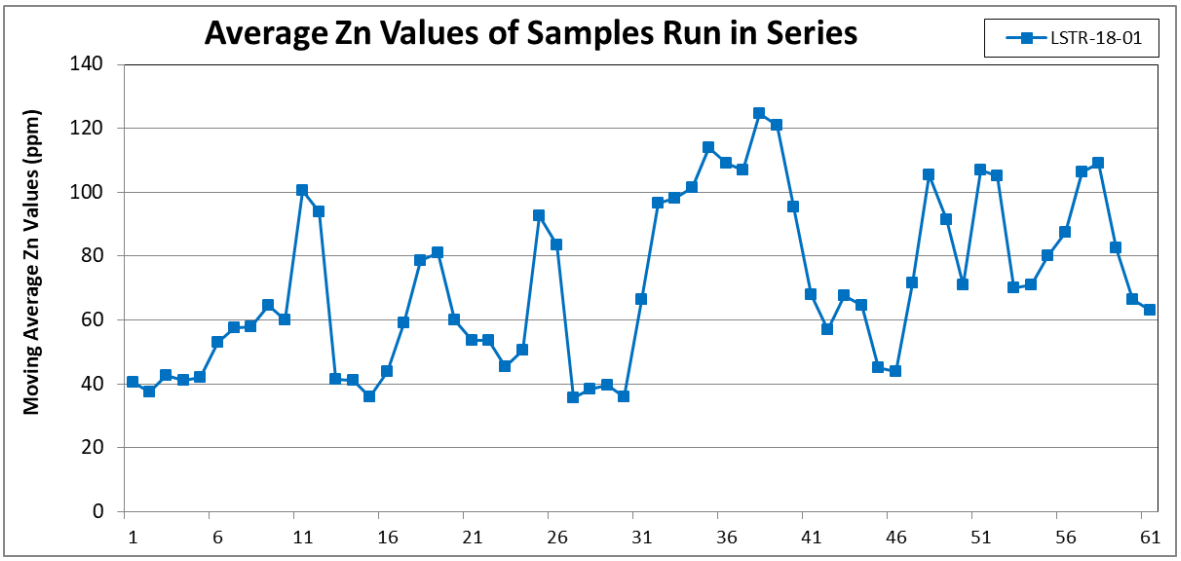
Average Zn Values of Samples Run in Series
LSTR-18-01
Moving Average Zn Values (ppm)
0
20
40
60
80
100
120
140
1
6
11
16
21
26
31
36
41
46
51
56
61

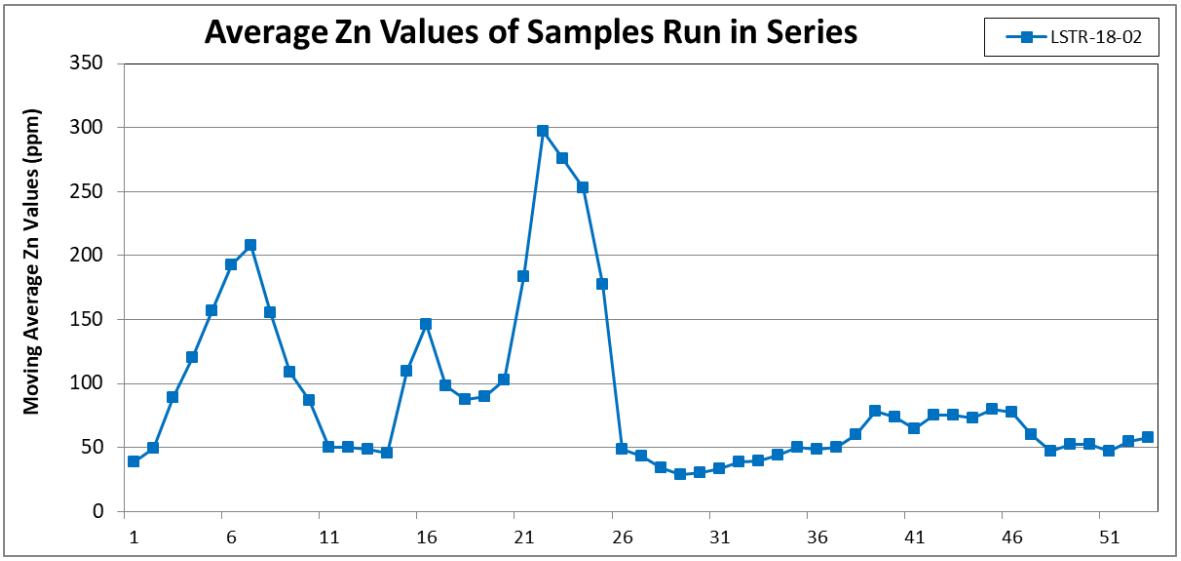
Average Zn Values of Samples Run in Series
LSTR-18-02
Moving Average Zn Values (ppm)
0
50
100
150
200
250
300
350
1
6
11
16
21
26
31
36
41
46
51

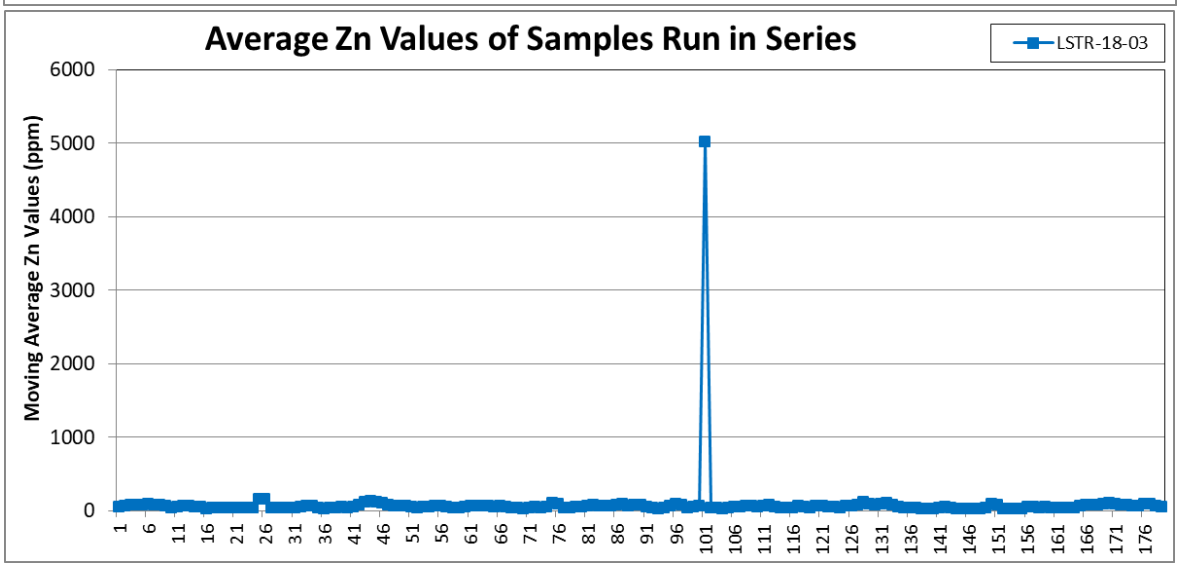
Average Zn Values of Samples Run in Series
LSTR-18-03
Moving Average Zn Values (ppm)
0
1000
2000
3000
4000
5000
6000
1
6
11
16
21
26
31
36
41
46
51
56
61
66
71
76
81
86
91
96
101
106
111
116
121
126
131
136
141
146
151
156
161
166
171
176

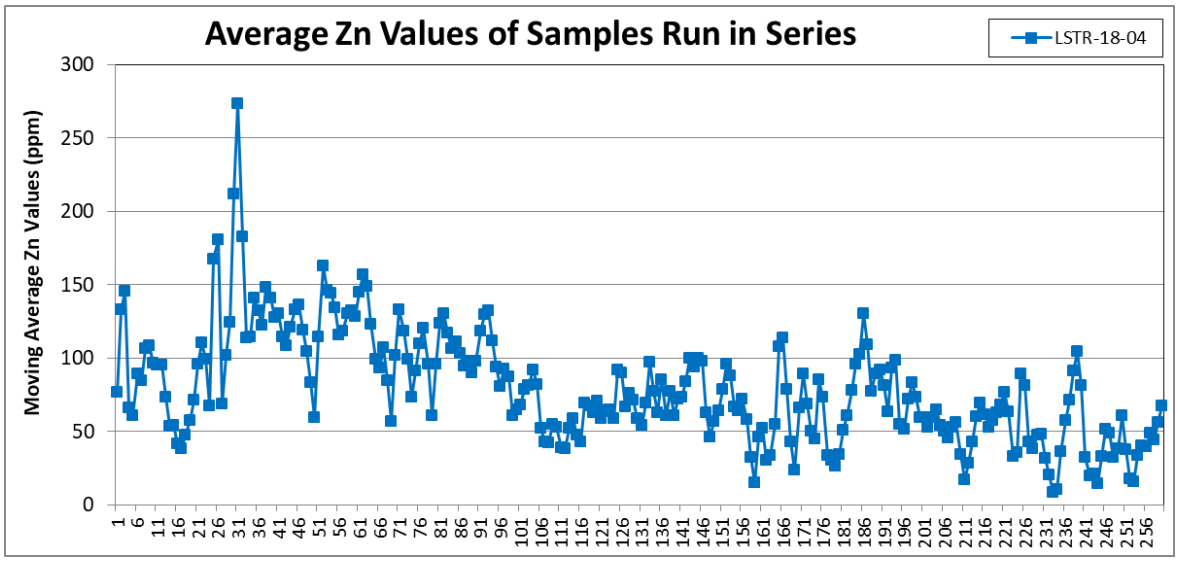
Average Zn Values of Samples Run in Series
LSTR-18-04
Moving Average Zn Values (ppm)
300
250
200
150
100
50
0
1 6 11 16 21 26 31 36 41 46 51 56 61 66 71 76 81 86 91 96 101 106 111 116 121 126 131 136 141 146 151 156 161 166 171 176 181 186 191 196 201 206 211 216 221 226 231 236 241 246 251 256

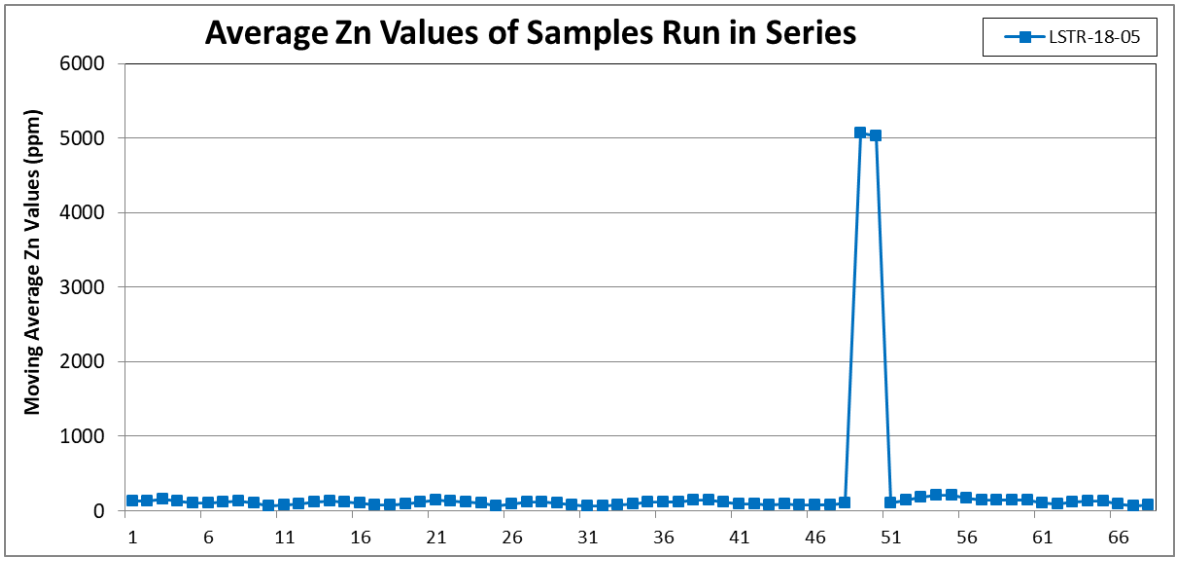
Average Zn Values of Samples Run in Series
LSTR-18-05
Moving Average Zn Values (ppm)
6000
5000
4000
3000
2000
1000
0
1 6 11 16 21 26 31 36 41 46 51 56 61 66

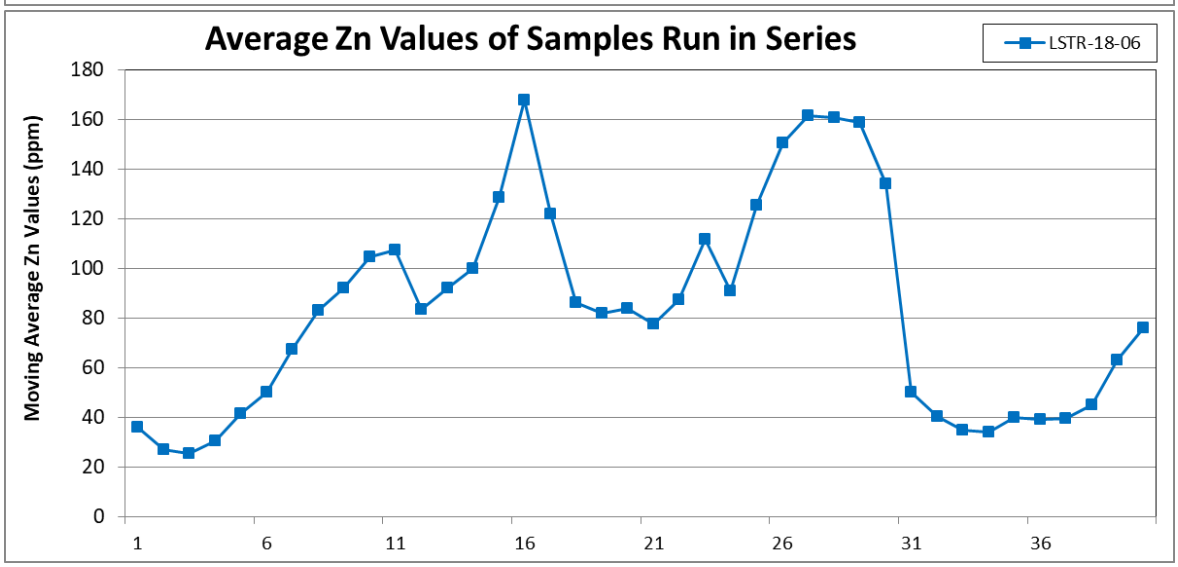
Average Zn Values of Samples Run in Series
LSTR-18-06
Moving Average Zn Values (ppm)
180
160
140
120
100
80
60
40
20
0
1 6 11 16 21 26 31 36

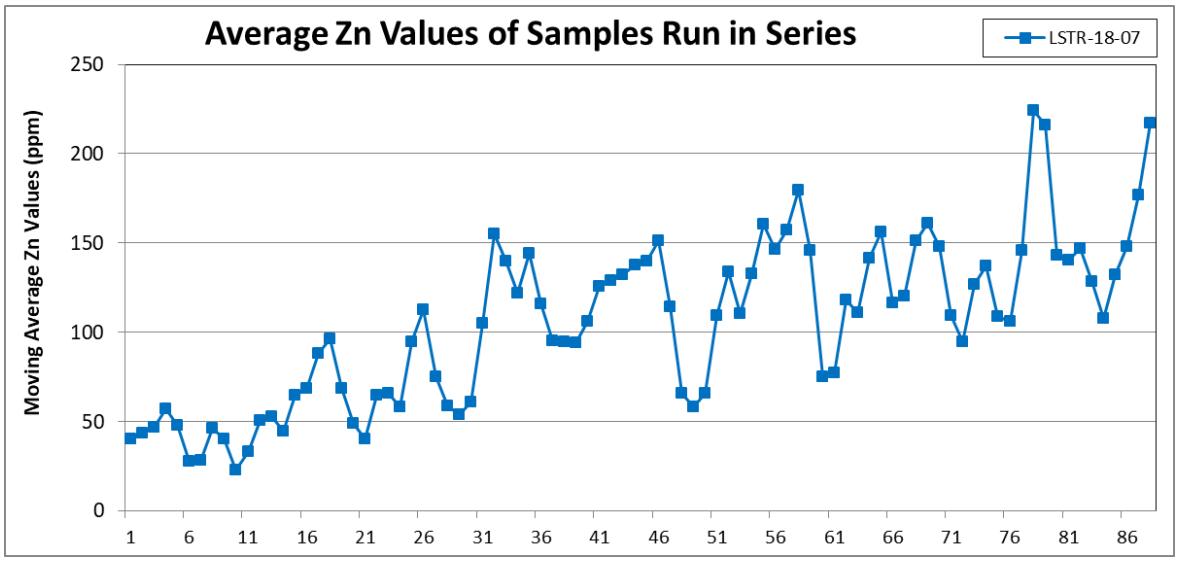
Average Zn Values of Samples Run in Series
LSTR-18-07
Moving Average Zn Values (ppm)
250
200
150
100
50
0
1
6
11
16
21
26
31
36
41
46
51
56
61
66
71
76
81
86

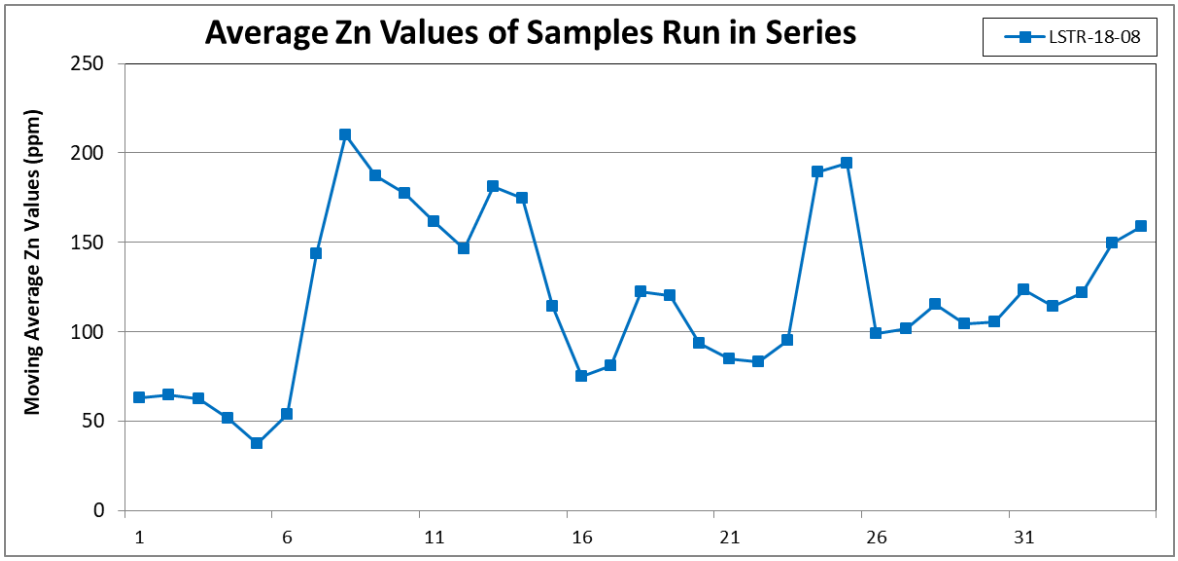
Average Zn Values of Samples Run in Series
LSTR-18-08
Moving Average Zn Values (ppm)
250
200
150
100
50
0
1
6
11
16
21
26
31

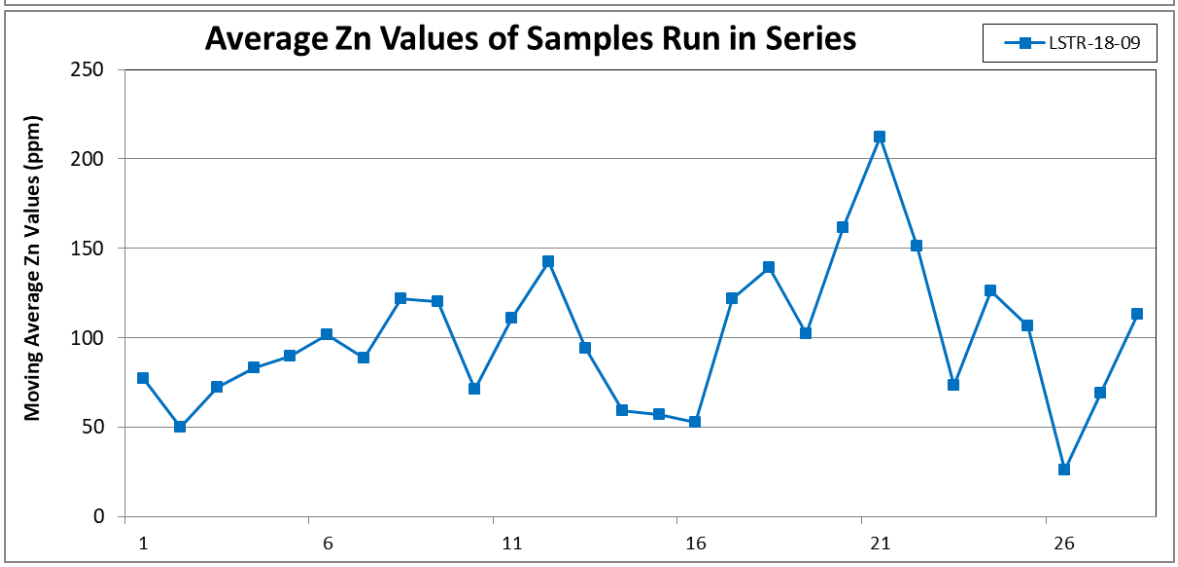
Average Zn Values of Samples Run in Series
LSTR-18-09
Moving Average Zn Values (ppm)
250
200
150
100
50
0
1
6
11
16
21
26

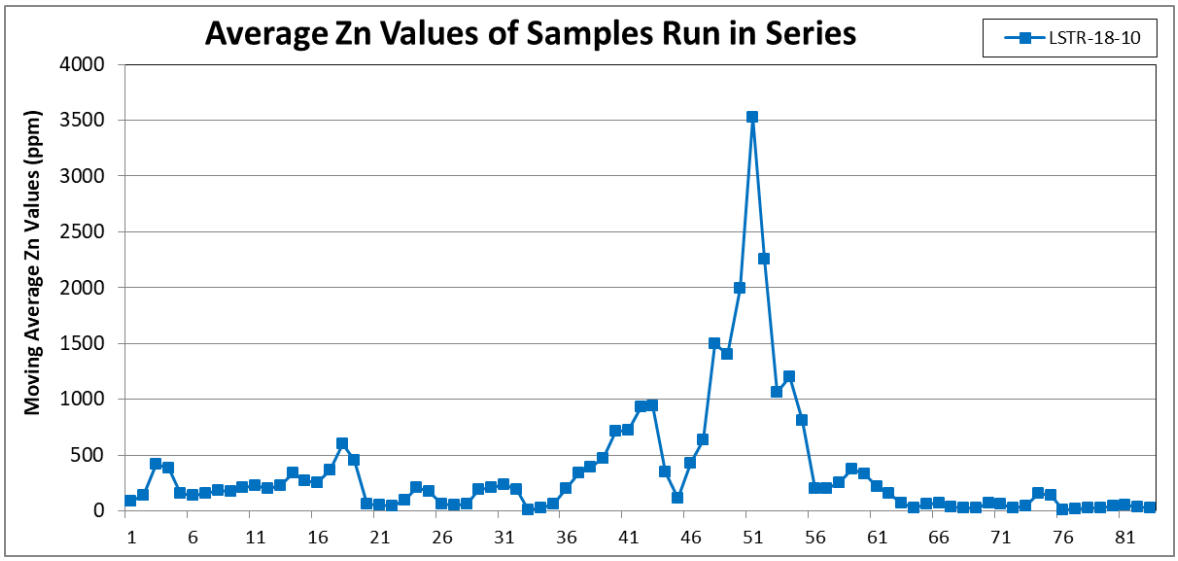
Average Zn Values of Samples Run in Series
LSTR-18-10
Moving Average Zn Values (ppm)
4000
3500
3000
2500
2000
1500
1000
500
0
1 6 11 16 21 26 31 36 41 46 51 56 61 66 71 76 81

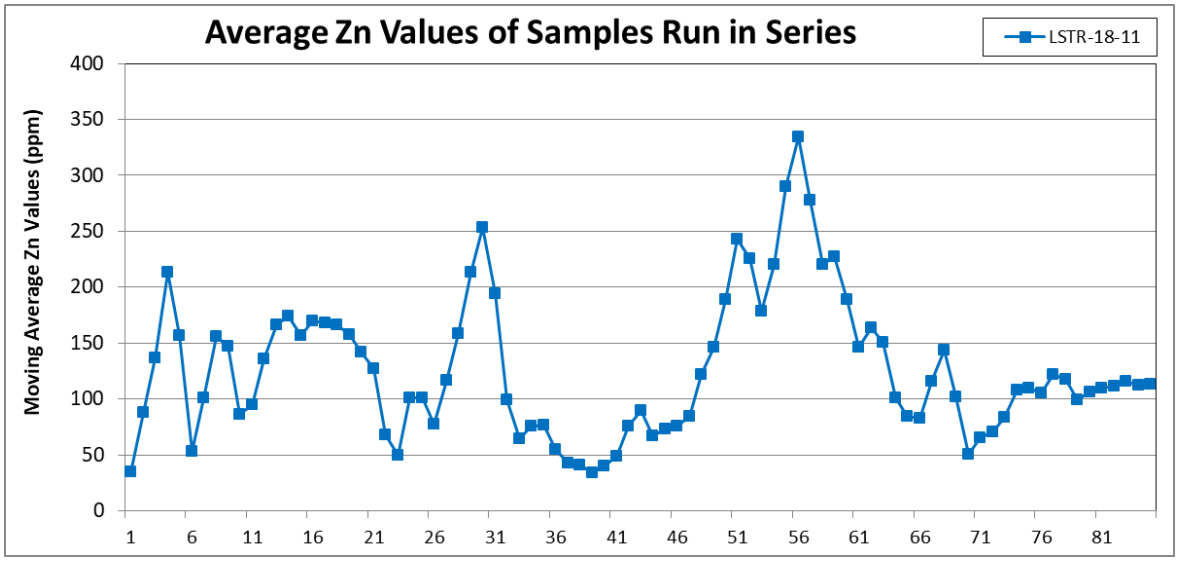
Average Zn Values of Samples Run in Series
LSTR-18-11
Moving Average Zn Values (ppm)
400
350
300
250
200
150
100
50
0
1 6 11 16 21 26 31 36 41 46 51 56 61 66 71 76 81

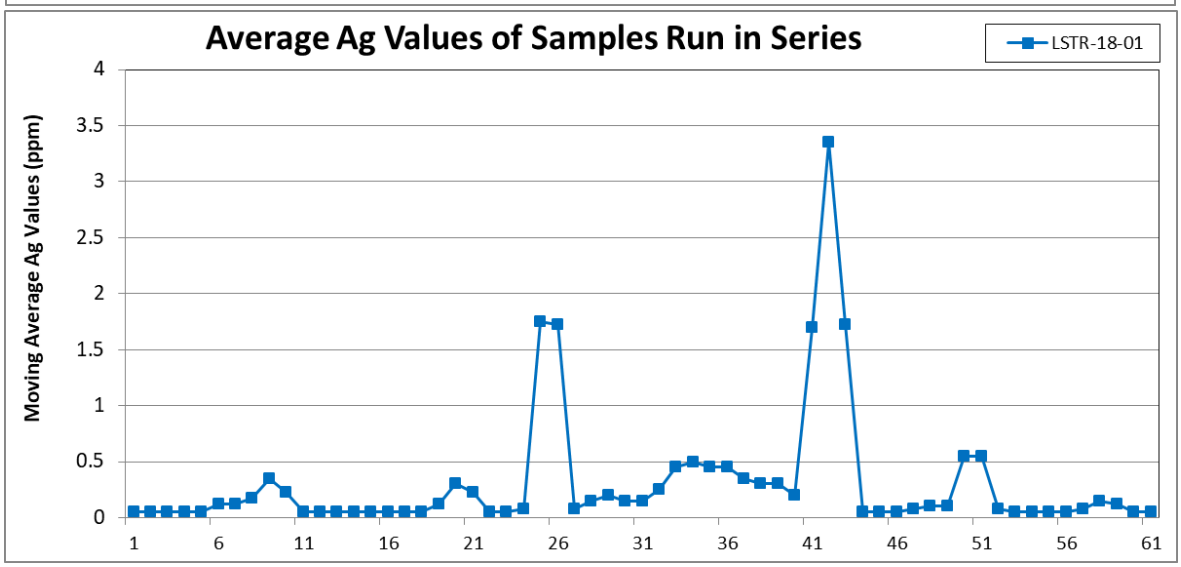
Average Ag Values of Samples Run in Series
LSTR-18-01
Moving Average Ag Values (ppm)
4
3.5
3
2.5
2
1.5
1
0.5
0
1 6 11 16 21 26 31 36 41 46 51 56 61

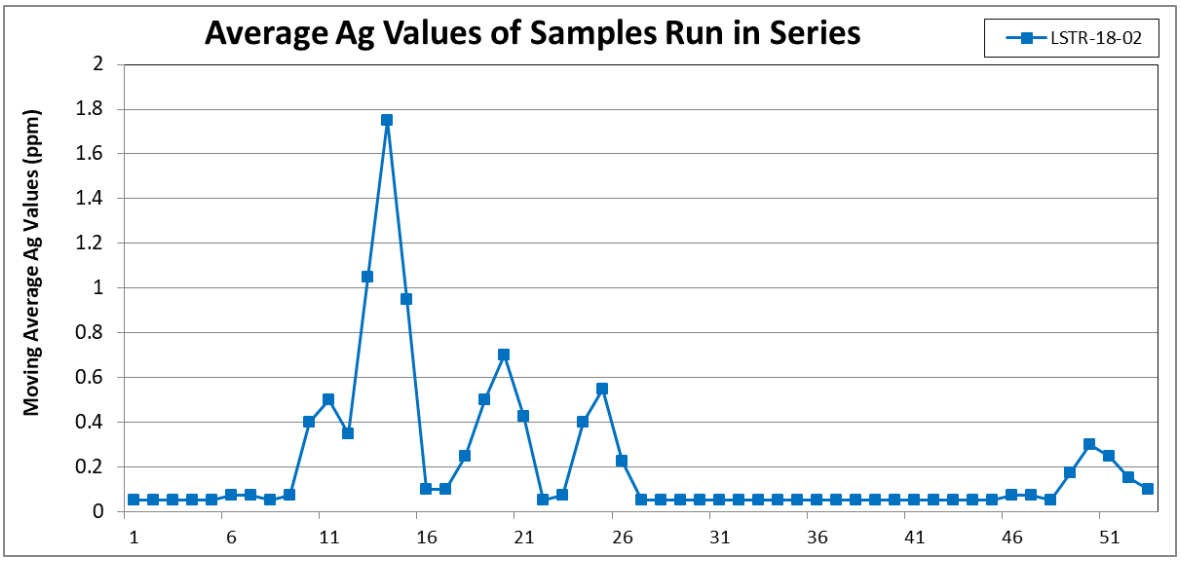
Average Ag Values of Samples Run in Series
LSTR-18-02
Moving Average Ag Values (ppm)
2
1.8
1.6
1.4
1.2
1
0.8
0.6
0.4
0.2
0
1
6
11
16
21
26
31
36
41
46
51

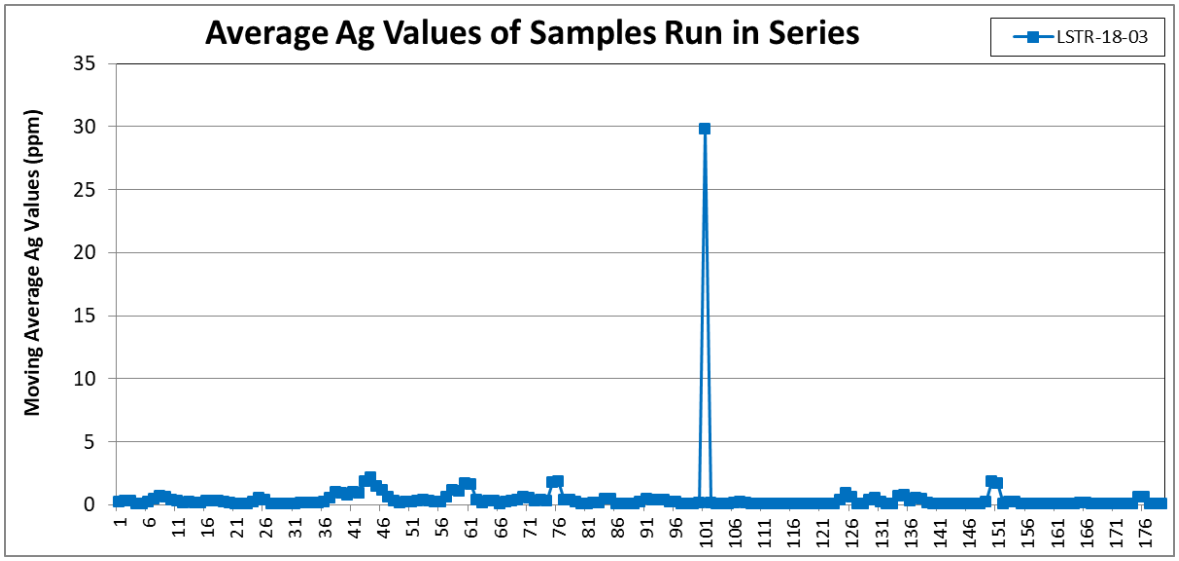
Average Ag Values of Samples Run in Series
LSTR-18-03
Moving Average Ag Values (ppm)
35
30
25
20
15
10
5
0
1
6
11
16
21
26
31
36
41
46
51
56
61
66
71
76
81
86
91
96
101
106
111
116
121
126
131
136
141
146
151
156
161
166
171
176

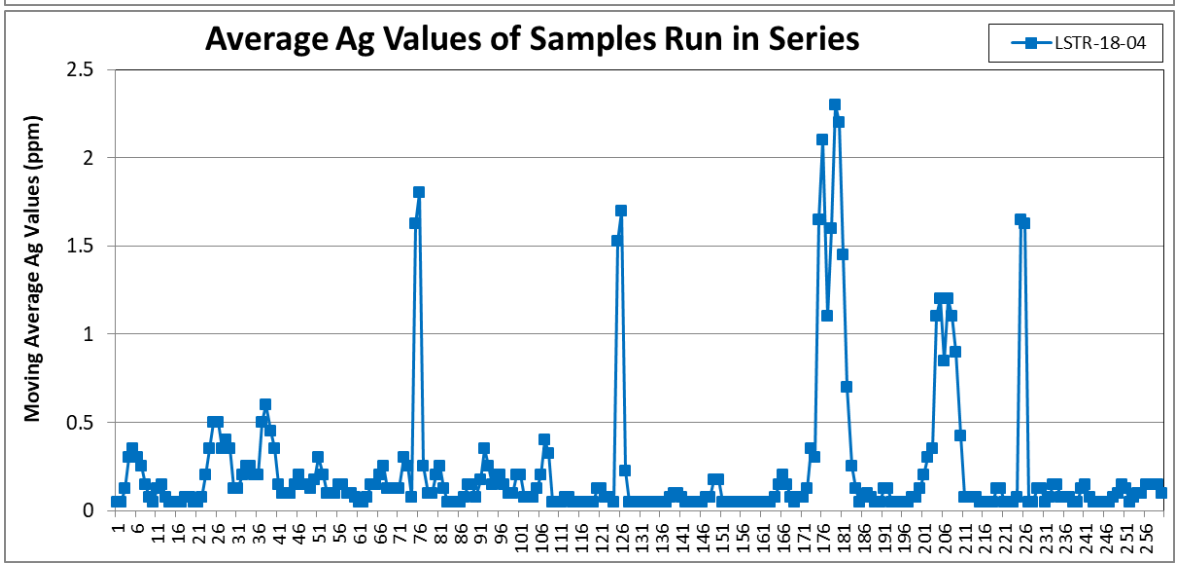
Average Ag Values of Samples Run in Series
LSTR-18-04
Moving Average Ag Values (ppm)
2.5
2
1.5
1
0.5
0
1
6
11
16
21
26
31
36
41
46
51
56
61
66
71
76
81
86
91
96
101
106
111
116
121
126
131
136
141
146
151
156
161
166
171
176
181
186
191
196
201
206
211
216
221
226
231
236
241
246
251
256

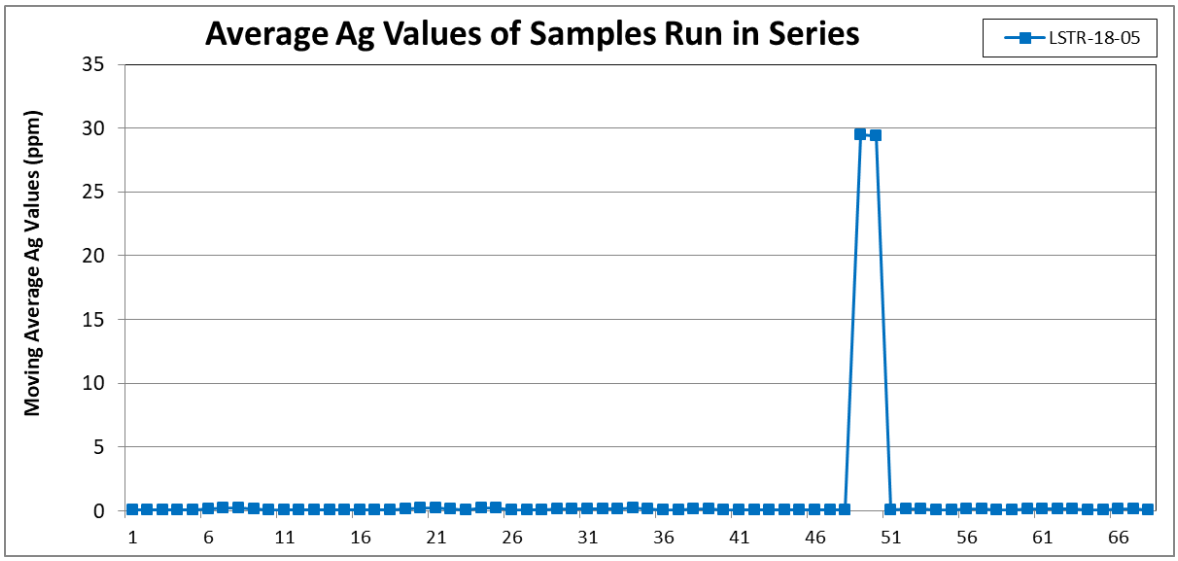
Average Ag Values of Samples Run in Series
LSTR-18-05
Moving Average Ag Values (ppm)
35
30
25
20
15
10
5
0
1
6
11
16
21
26
31
36
41
46
51
56
61
66

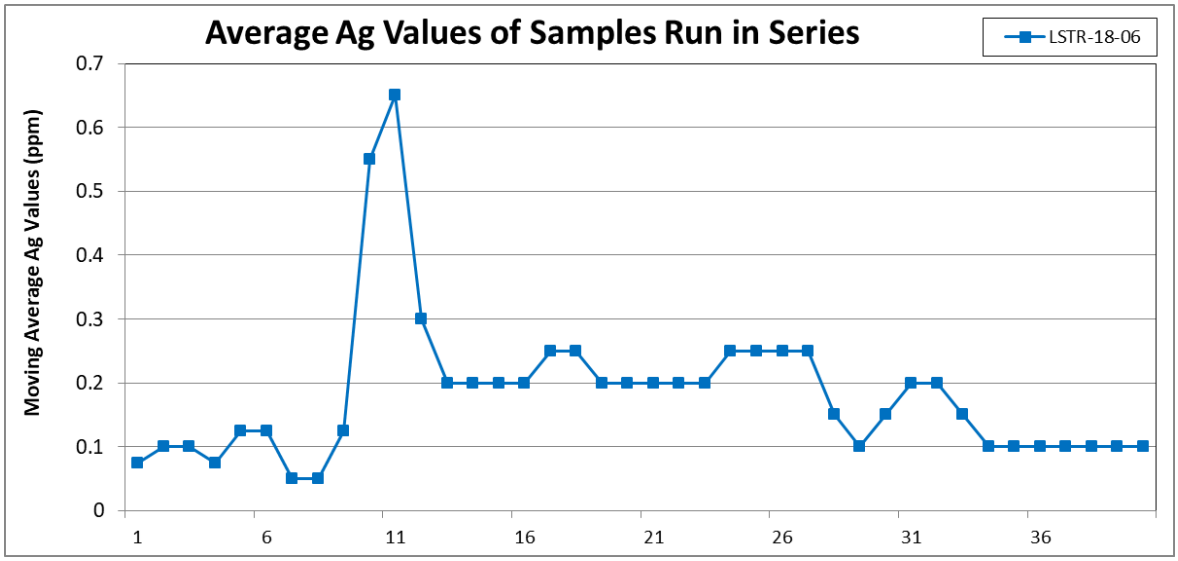
Average Ag Values of Samples Run in Series
LSTR-18-06
Moving Average Ag Values (ppm)
0.7
0.6
0.5
0.4
0.3
0.2
0.1
0
1
6
11
16
21
26
31
36

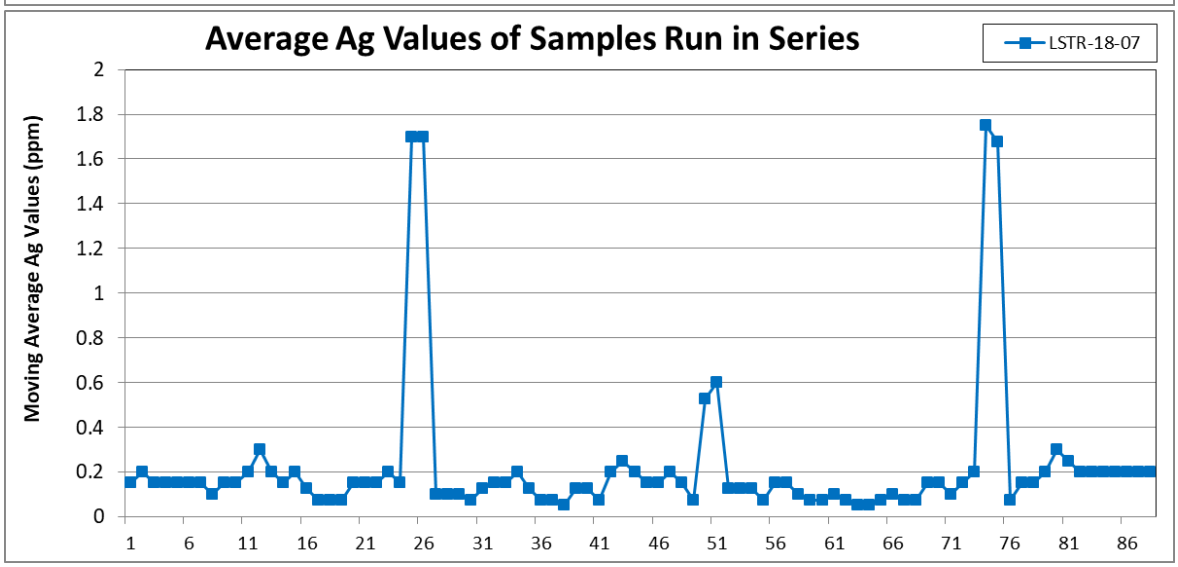
Average Ag Values of Samples Run in Series
LSTR-18-07
Moving Average Ag Values (ppm)
2
1.8
1.6
1.4
1.2
1
0.8
0.6
0.4
0.2
0
1
6
11
16
21
26
31
36
41
46
51
56
61
66
71
76
81
86

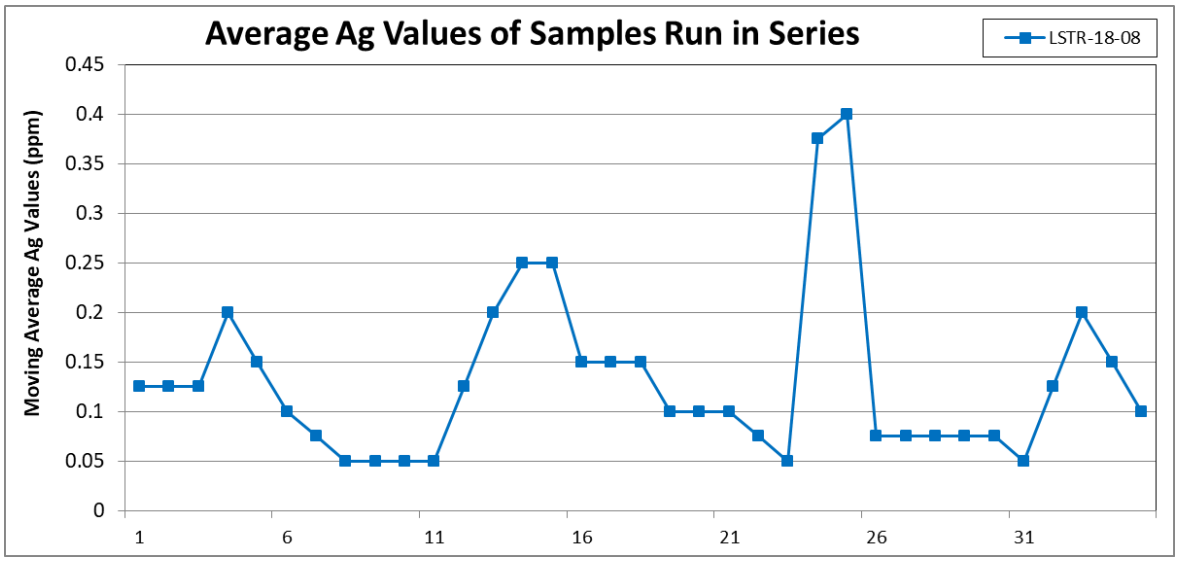
Average Ag Values of Samples Run in Series
LSTR-18-08
Moving Average Ag Values (ppm)
0.45
0.4
0.35
0.3
0.25
0.2
0.15
0.1
0.05
0
1
6
11
16
21
26
31

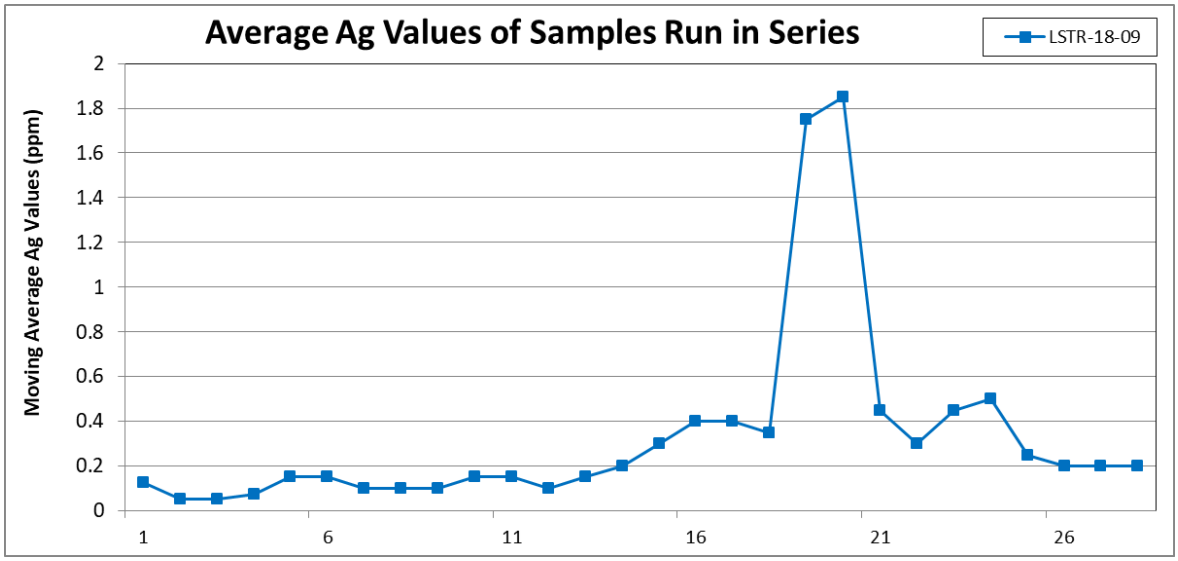
Average Ag Values of Samples Run in Series
LSTR-18-09
Moving Average Ag Values (ppm)
2
1.8
1.6
1.4
1.2
1
0.8
0.6
0.4
0.2
0
1
6
11
16
21
26

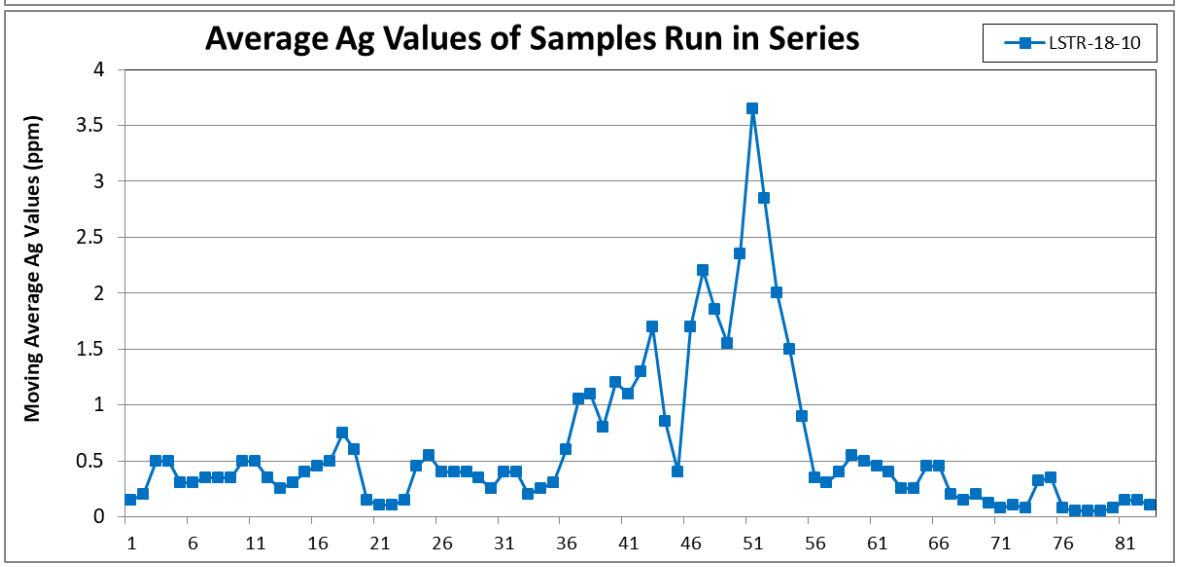
Average Ag Values of Samples Run in Series
LSTR-18-10
Moving Average Ag Values (ppm)
4
3.5
3
2.5
2
1.5
1
0.5
0
1
6
11
16
21
26
31
36
41
46
51
56
61
66
71
76
81

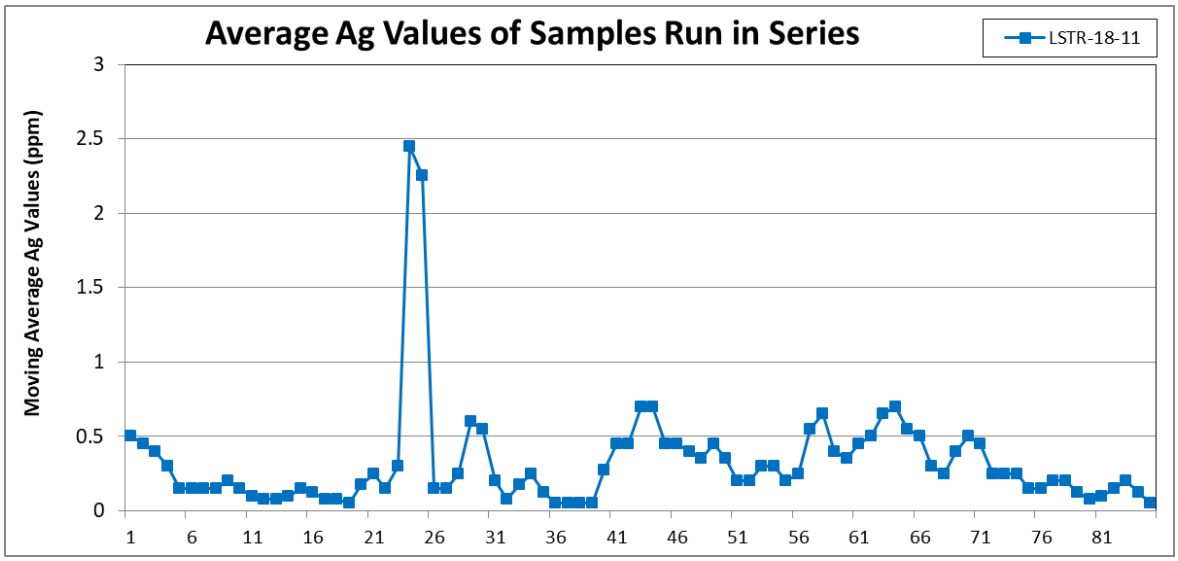

Figure 2 Average Element Values of Trench Samples Run in a Series. Multi-element SRMs were inserted into the samples streams for LSTR-18-03 and 05. Based on the series, there are no obvious indicators of between sample contaminations that would typically occur during the preparation of the samples.

4.0 Standard Reference Material Sample Verification

Fifty-eight (58) blanks, 5 very high gold, 9 high gold +copper, 5 mid-gold, 19 low gold + copper and 18 multi-element standard reference material samples were inserted into the core sample stream for a total of 1,459 samples. The blank samples were placed into the core sample stream at a ratio of approximately 1 in 25 samples (4 %), whereas a SRM was inserted approximately every 25 samples (4 % for each standard reference material type). The total QC sample insertion rate for the core samples is 8 percent.

For the trench samples, 25 blanks, 1 very high gold, 11 high gold +copper, 9 mid-gold, 6 low gold + copper and 2 multi-element standard reference material samples were inserted into the sample stream for a total of 921 samples. The blank and SRM samples were placed into the sample stream at a ratio of approximately 1 in 32 samples (3 %) each. The total QC sample insertion rate for the trench samples rate is 6 percent.

The CDN-BL-10 and CDN-BL-9 blank SRMs are a blank granitic material consisting of -270 (<53 micron) material mixed for five days in a double cone blender. The gold concentration for the blank SRMs is < 10 ppb Au by fire assay pre-concentration of a 30 gram sub-sample with an atomic absorption (AA) or inductively-coupled plasma (ICP) finish.

The CDN-CGS-7 SRM (high copper + gold) is from the Red Chris Property in BC. The copper and gold mineralization is associated with individual and sheeted quartz (±carbonate) veining and quartz (±carbonate) stockwork as disseminations and fracture coatings. Gold occurs as electrum that is spatially and genetically associated with the copper mineralization principally occurring as chalcopyrite with lesser bornite. Pyrite is included as a principle sulfide mineral. Reject ore material, from the Red Chris Property, was dried, crushed, pulverized and passed the through a 200 mesh screen then the -200

material was mixed for 5 days in a rotary mixer prior to splitting. The recommended value for gold is 0.95 g/t ± 0.08 g/t Au with copper at 1.01 % ± 0.07 % Cu.

The CDN-CM-25 gold-copper-molybdenum-sulfur (low gold + copper) certified SRM is a blended SRM consisting of 793 kg of blended rock with 7 kg of Au-Cu-Mo concentrate. The approximate chemical composition, by whole rock analysis, is 67.6 % SiO2, 12.6 % Al2O3, 6.3 % Fe2O3, 3.8 % CaO, 3.0 % Na2O, 0.1 % C, 2.4 % MgO, 1.1 % K2O, 0.6 % TiO2 and 0.3 % S. The blended SRM was dried, crushed, pulverized and passed through a 270 mesh screen. The -270 material was mixed for 5 days in a double cone mixer prior to splitting. The recommended value for gold is 0.228 g/t ± 0.030 g/t Au (by 30 g fire assay) with 0.191 % ± 0.006 % Cu (by 4-acid digestion), 0.019 % ± 0.002 % Mo (by 4-acid digestion), and 0.357 % ± 0.028 % S (by Leco).

The CDN-GS-6B gold (high gold) SRM is from the Barrick Gold Inc. Cortez Mine in Nevada, USA. The gold mineralization is Carlin Style and is primarily hosted in a sequence of Silurian and Devonian carbonate sediments. The SRM is collected from breccia near the contact between the Mississippian Pilot Shale and the underlying Devonian Guilmette formation. Micron-sized gold from the centre of this deposit occurs with base metal sulfides and sulfosalts, whereas peripheral gold mineralization is typically submicron in size and resides in pyrite or arsenopyrite. The gold concentration for CDN-GS-6B is 6,450 ± 330 ppb Au by fire assay pre-concentration of a 30 gram sub-sample with an inductively-coupled plasma (ICP) finish.

The CDN-GS-15B gold (very high gold) SRM is also from the Barrick Gold Inc., Carlin-style, Cortez Mine in Nevada, USA. The SRM material is from the Devonian carbonates of the Popovich Formation where gold is strongly associated with pyrite and other sulfides including orpiment and realgar. Reject ore was dried, crushed, pulverized and passed the through a 200 mesh screen then the -200 material was mixed for 5 days in a rotary mixer prior to splitting. The recommended value for gold is 15.98 g/t ± 0.71 g/t Au (fire assay with a gravimetric finish). Only one of four samples within the trench sample series returned a gold value for CDN-GS-15B. Due to insufficient sample material for the remaining three assays this SRM could not be evaluated for the trench samples.

The CDN-ME-18 multi-element (Au, Ag, Cu, Pb and Zn) certified SRM is reject ore from Capstone Mining Corp.'s Esso Deposit and consists of -270 (<53 micron) material mixed for five days in a double cone blender. The Esso Deposit is one of three Kuroko-type or bimodal felsic volcanogenic massive sulfide deposits at the Kutcho Project in northern British Columbia. The ore sulfide mineralogy consists of pyrite, chalcopyrite, sphalerite and bornite with minor chalcocite and rare galena, while the gangue minerals include quartz, dolomite, ankerite, sericite, gypsum and anhydrite. The certified gold value for this multi-element SRM is 0.512 g/t ± 0.070 g/t Au by fire assay pre-concentration of a 30 gram sub-sample with an atomic absorption (AA) or inductively-coupled plasma (ICP) finish. The multi-element certified values include 58.2 g/t ± 5.1 g/t Ag, 1.931 % ± 0.086 % Cu, 0.098 % ± 0.012 % Pb and 4.60 % ± 0.22 % Zn by four-acid digestion with an AA or ICP finish. The MA200 assay method could not be evaluated for Cu and Zn due to the CDN-ME-18 certified SRM exceeding the MA200's upper limit values for these two elements (>10,000 ppm). Only two samples of CDN-GS-15B within the trench sample series were submitted to the lab therefore this SRM could not be evaluated for the trench samples (i.e., <<20 samples).

4.1 SRM Process Performance

The element concentration of the SRM is plotted with respect to ±2 and ±3 standard deviations (SDs) of the SRM mean to show any failed SRM samples. Samples that are located beyond the 3 sigma error lines signify a SRM sample failure (Tetra Tech, 2012). For within lab SRM quality analysis, 80% of the samples within 3 sigma is considered acceptable but this is dependent upon the detection limit values of each element.

Standard reference material failures may be caused by the 'nugget effect', incomplete sample digestion or may be an indication of changes in a lab's methodologies over the course of the sampling period or between different lab worker's shifts. The 'nugget effect' is caused by short-scale variability and random noise that affect the reproducibility of a sample taken at the same location. Samples affected by short-scale sample variability are often shown in the process performance graph with values well beyond the acceptable error. Incomplete sample digestion is the partial chemical disintegration of minerals resistant to the digestion method used during assaying. Partial chemical disintegration of samples is often displayed in a process performance graph by samples with consistently lower element values than expected. Lastly, fundamental differences in a lab's methodology may be caused by differences in sample processing procedures, instrument calibration, lab QA/QC material standards, matrix correction calculations, instrumental drift (gradual change in the zero reading of an instrument) or changes in lab procedures/instruments. Variety of within and between lab methodologies are displayed in the process performance graph as either consistently below or above the 3 sigma values. An absolute difference moving range chart is used in conjunction with the process performance chart to help determine the extent of/or confirm any failed SRMs. Instrumental drift is often indicated by a decrease or increase in the element value over time which may result in a sample failure; with a rebound back to the mean after the drift correction and may not necessarily indicate a complete failure.

Figures 3 through 8 show the graphs of the SRM samples in an assumed series, for the core samples, plotted against the mean of the samples analysed, the SDs of the mean and the recommended value of the SRM. Figures 9 through 12 show the graphs of the SRM samples in an assumed series, for the trench samples, plotted against the mean of the samples analysed, the SDs of the mean and the recommended value of the SRM. These graphs show the accuracy of the SRM over time compared to the analysed mean and the recommended value. The second graph, of each pairing, shows the absolute average difference of groups of samples in an assumed series. This graph shows if any variations in the running mean are aligned with shifts in time to emphasize cross-contamination between samples or differences between batches. The two graphs are plotted together to identify variations over time between batches of samples. The SRM samples with failed performances, i.e., ± 3 sigma of the mean are depicted with pink circles. The results showed that 80% of the samples fall within 3 sigma of the mean for all the SRMs and are considered satisfactory when the values within each certificate and the lab's internal QA/QC are taken into account (Appendix A).

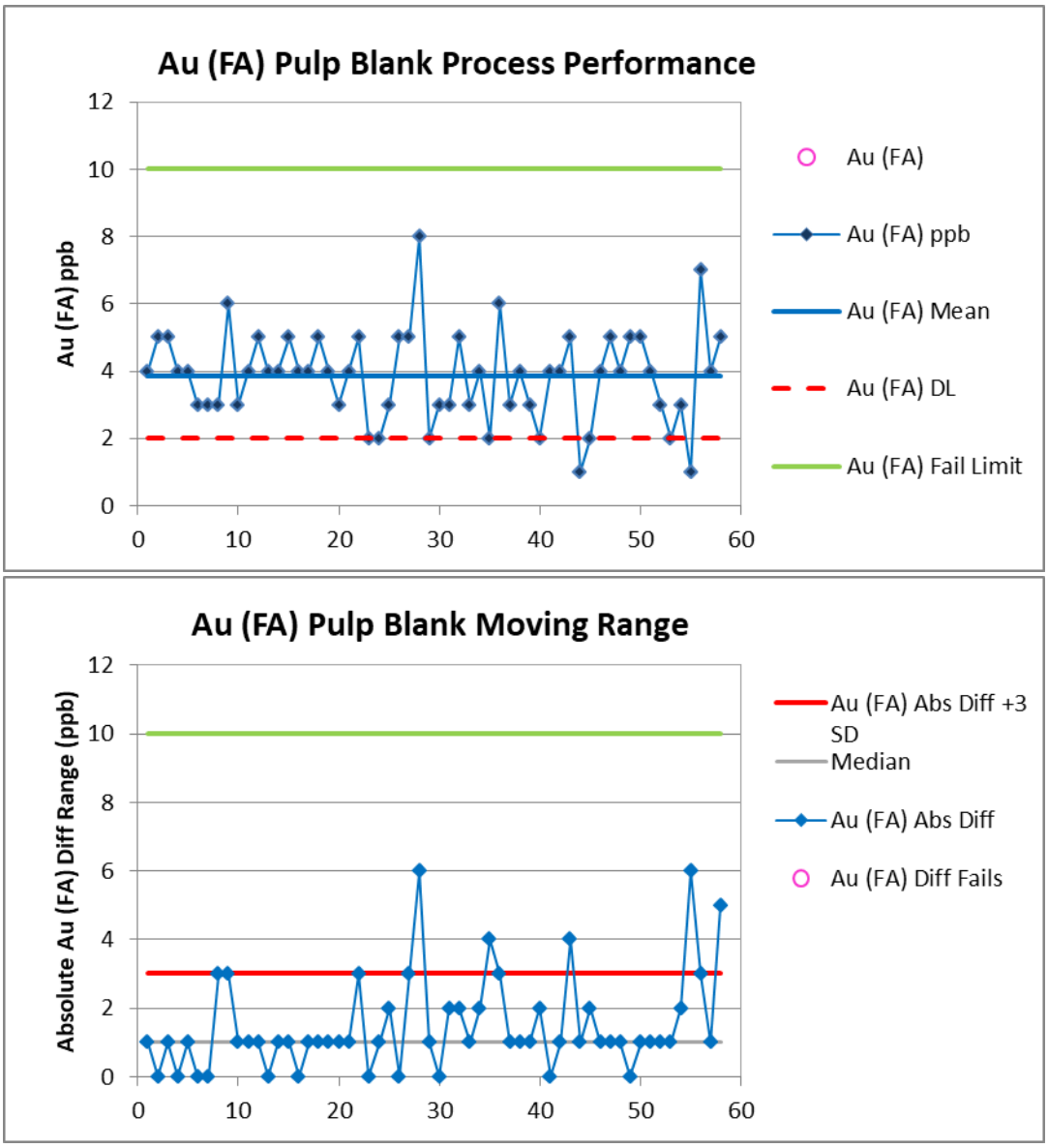

Figure 3 SRM Process Performance and Moving Range Evaluation for Gold in the Core Sample Series. The graphs show the pulp blank SRM values are plotted against the mean of the samples analysed in an assumed series, the SDs of the mean and the recommended value of the SRM. The SRM samples with failed performances, i.e., ± 3 sigma of the mean are depicted with pink circles. The fire assay (FA) method showed satisfactory precision.

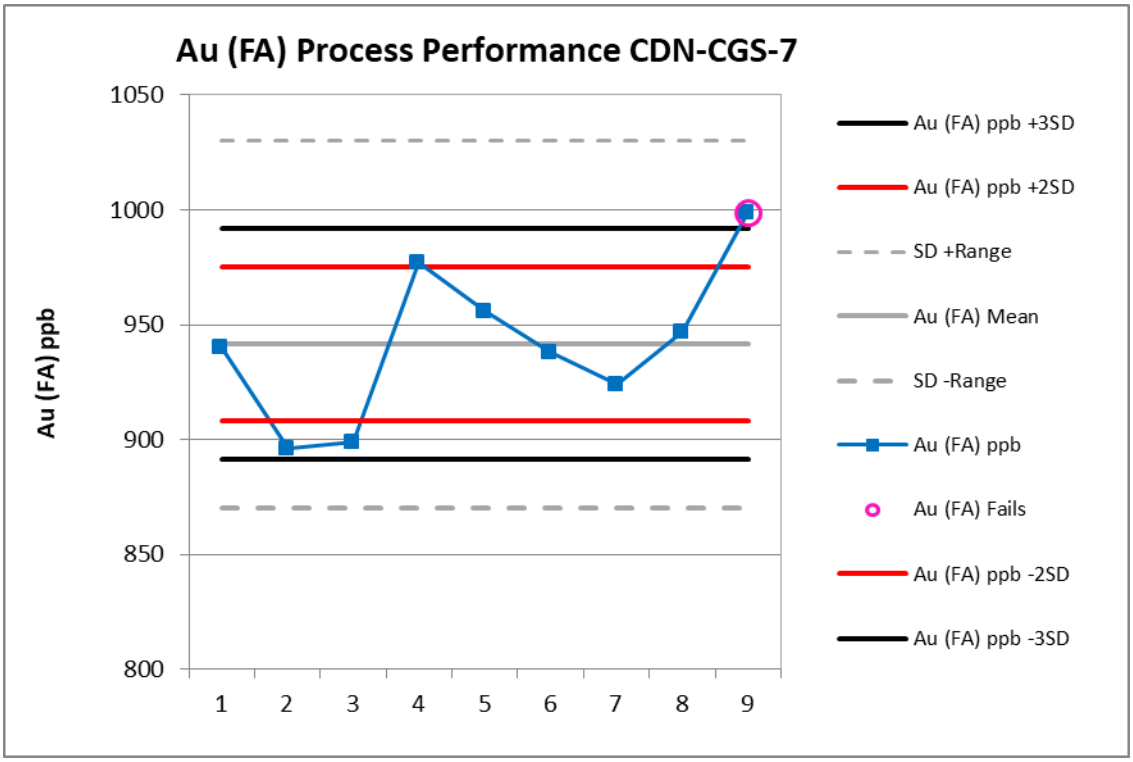
Au (FA) Process Performance CDN-CGS-7
Au (FA) ppb
1050
1000
950
900
850
800
1
2
3
4
5
6
7
8
9
Au (FA) ppb +3SD
Au (FA) ppb +2SD
SD +Range
Au (FA) Mean
SD -Range
Au (FA) ppb
Au (FA) Fails
Au (FA) ppb -2SD
Au (FA) ppb -3SD

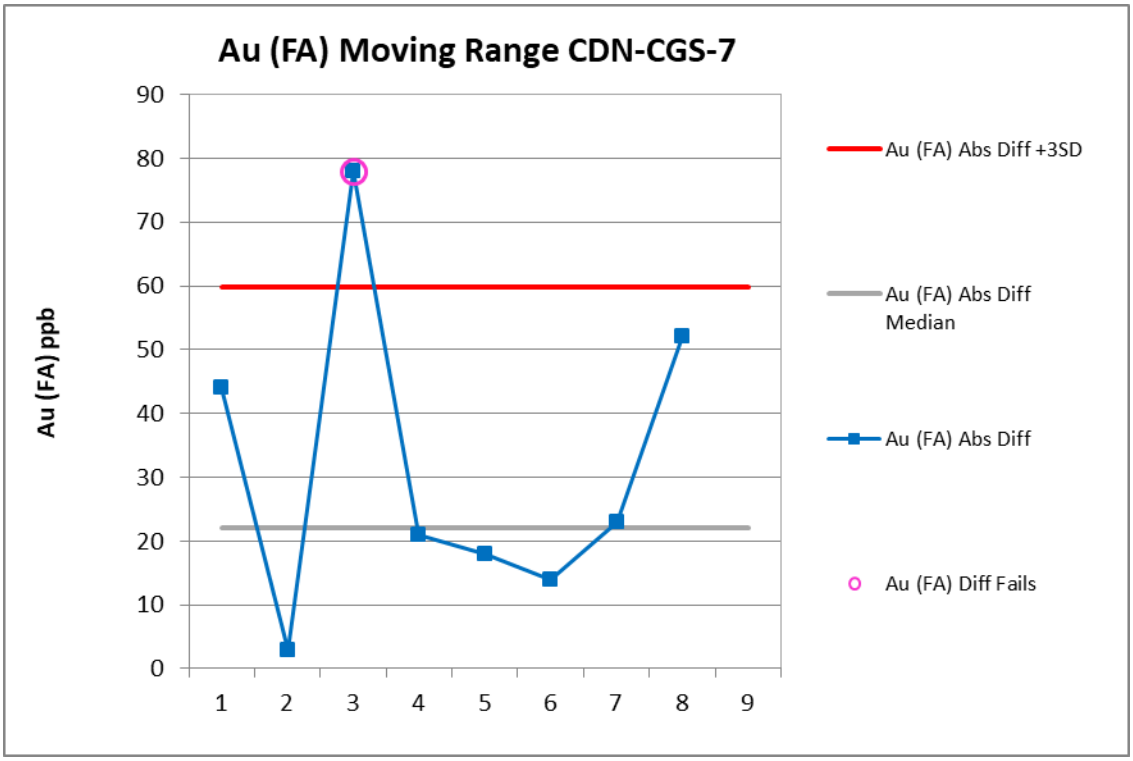
Au (FA) Moving Range CDN-CGS-7
Au (FA) ppb
90
80
70
60
50
40
30
20
10
0
1
2
3
4
5
6
7
8
9
Au (FA) Abs Diff +3SD
Au (FA) Abs Diff Median
Au (FA) Abs Diff
Au (FA) Diff Fails

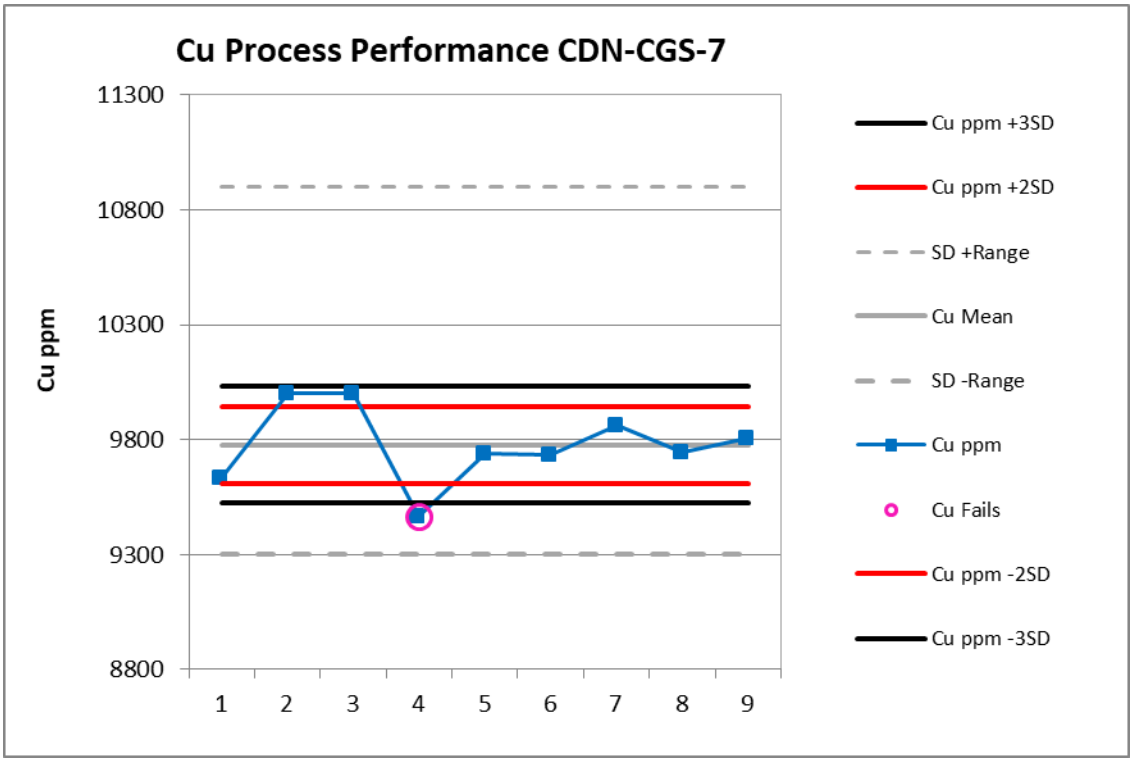

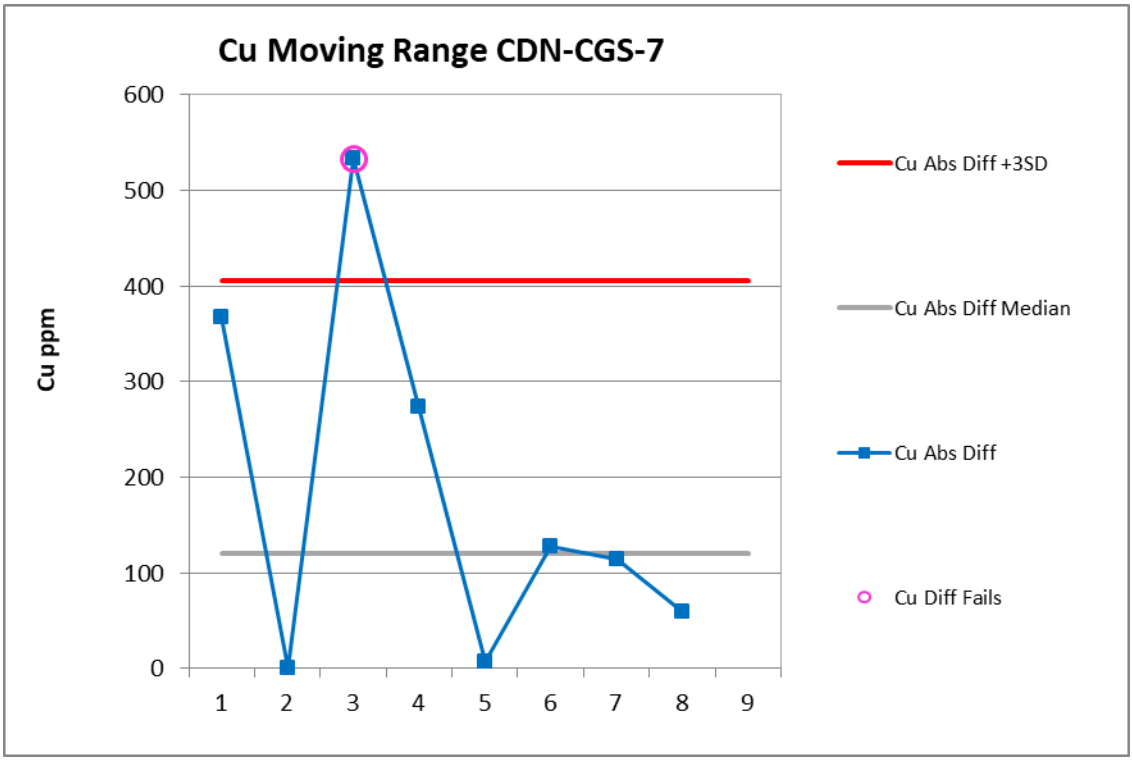

Figure 4 SRM Process Performance and Moving Range Evaluation for the CDN-CGS-7 SRM in the Core Sample Series. The graphs show the SRM values are plotted against the mean of the samples analysed in an assumed series, the SDs of the mean and the recommended value of the SRM. The SRM samples with failed performances, i.e., ± 3 sigma of the mean are depicted with pink circles. The fire assay (FA) method showed satisfactory precision for gold and the MA200 assay showed satisfactory precision for copper.

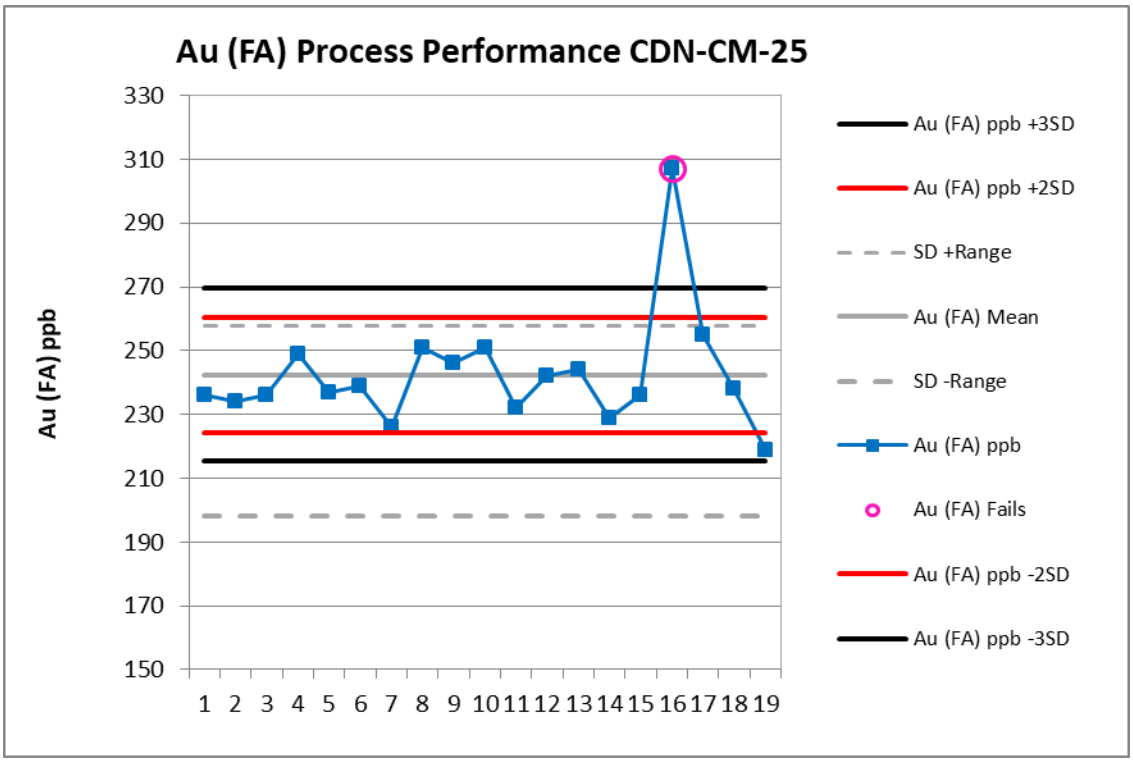
Au (FA) Process Performance CDN-CM-25
Au (FA) ppb
330
310
290
270
250
230
210
190
170
150
1 2 3 4 5 6 7 8 9 10 11 12 13 14 15 16 17 18 19
Au (FA) ppb +3SD
Au (FA) ppb +2SD
SD +Range
Au (FA) Mean
SD -Range
Au (FA) ppb
Au (FA) Fails
Au (FA) ppb -2SD
Au (FA) ppb -3SD

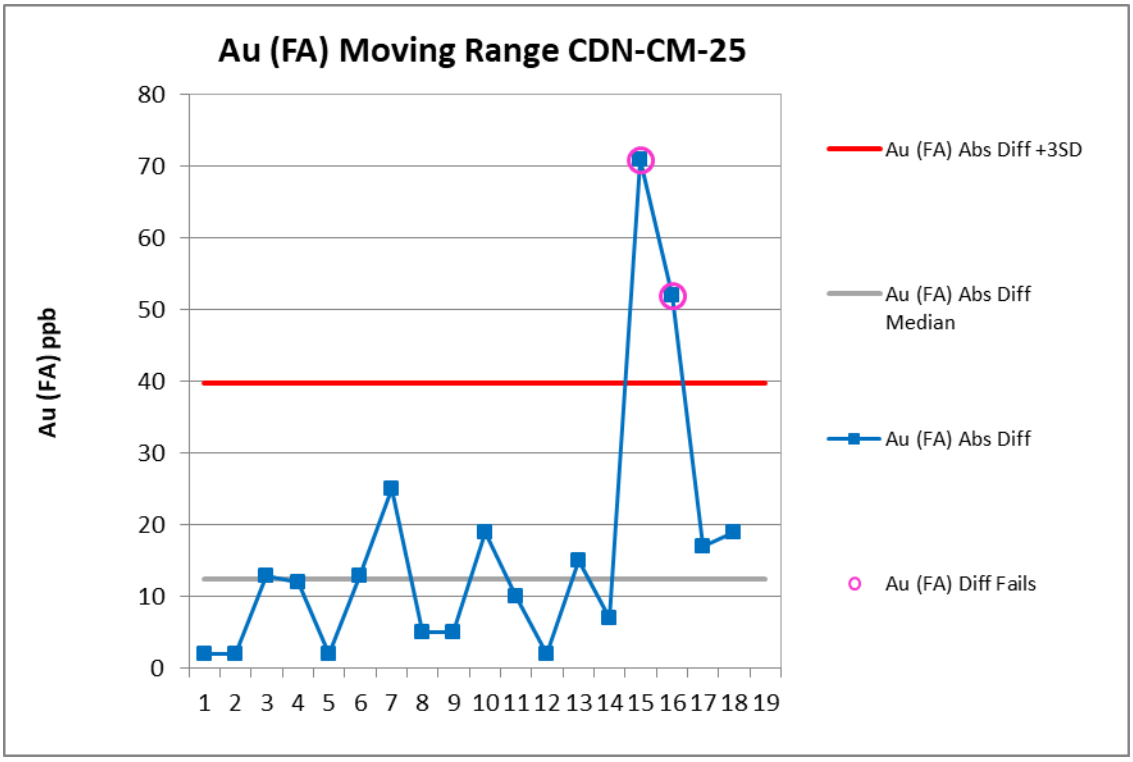
Au (FA) Moving Range CDN-CM-25
Au (FA) ppb
80
70
60
50
40
30
20
10
0
1 2 3 4 5 6 7 8 9 10 11 12 13 14 15 16 17 18 19
Au (FA) Abs Diff +3SD
Au (FA) Abs Diff Median
Au (FA) Abs Diff
Au (FA) Diff Fails

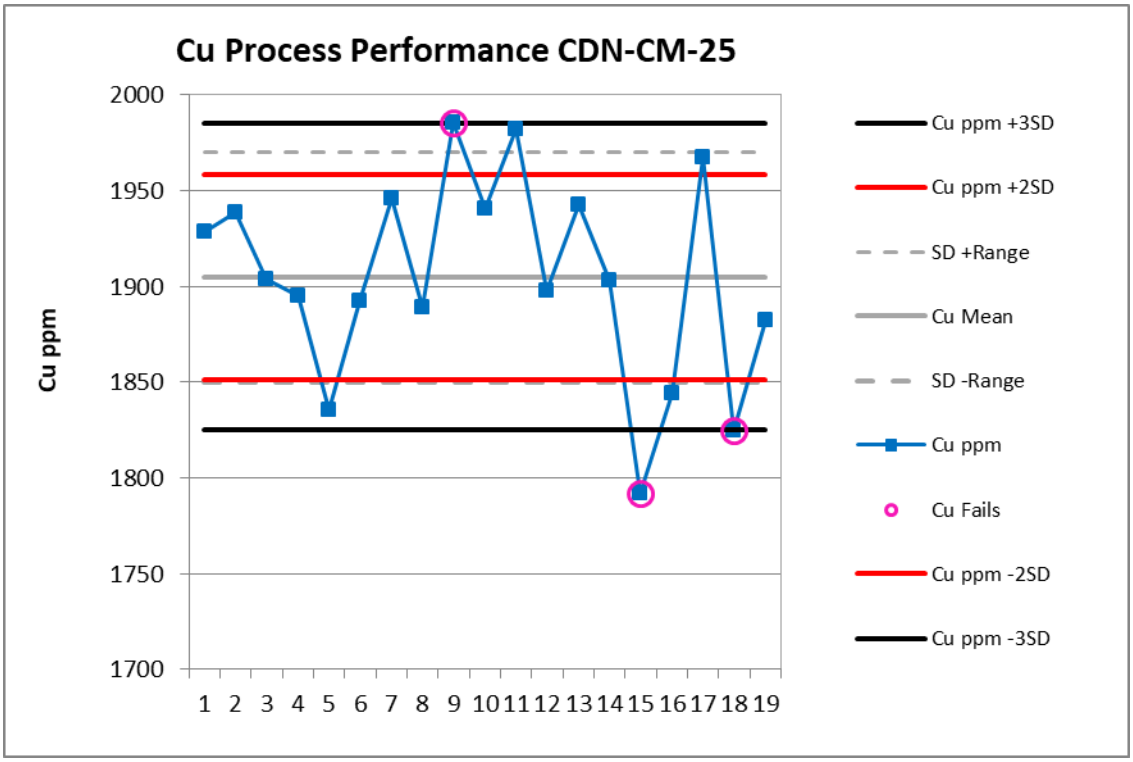

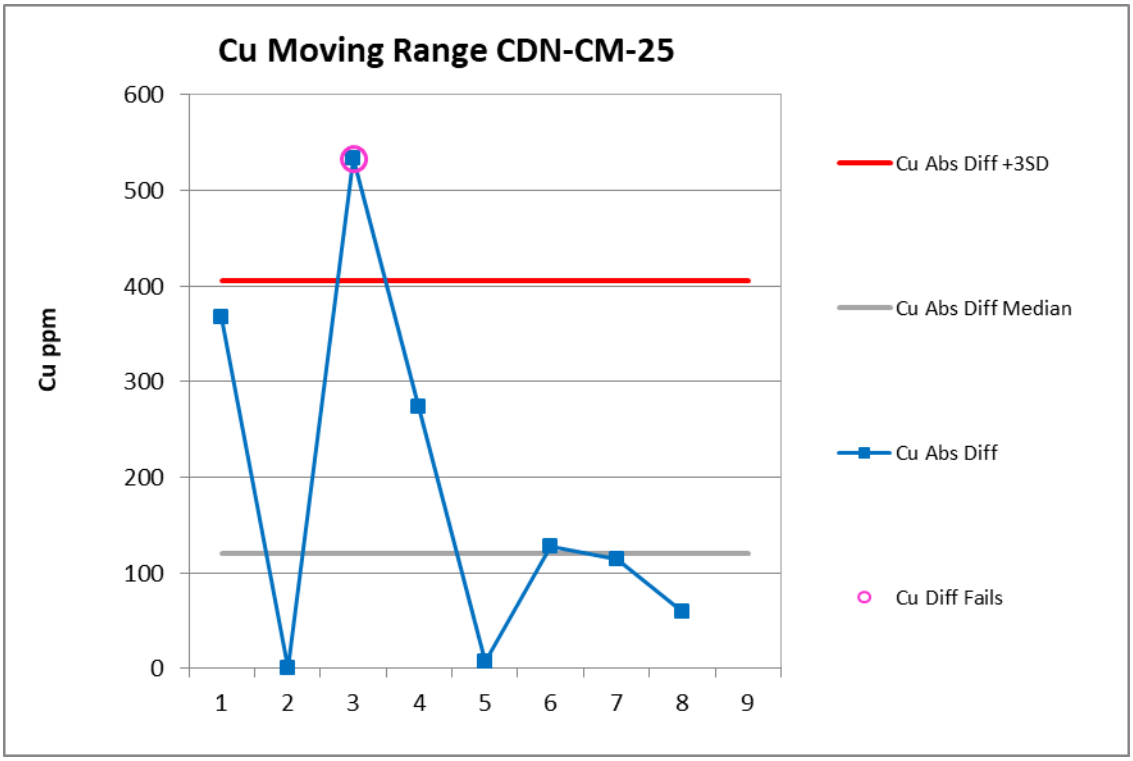

Figure 5 SRM Process Performance and Moving Range Evaluation for the CDN-CM-25 Certified SRM in the Core Sample Series. The graphs show the SRM values are plotted against the mean of the samples analysed in an assumed series, the SDs of the mean and the recommended value of the SRM. The SRM samples with failed performances, i.e., ± 3 sigma of the mean are depicted with pink circles. The fire assay (FA) showed satisfactory precision for gold and four-acid method showed satisfactory precision for copper.

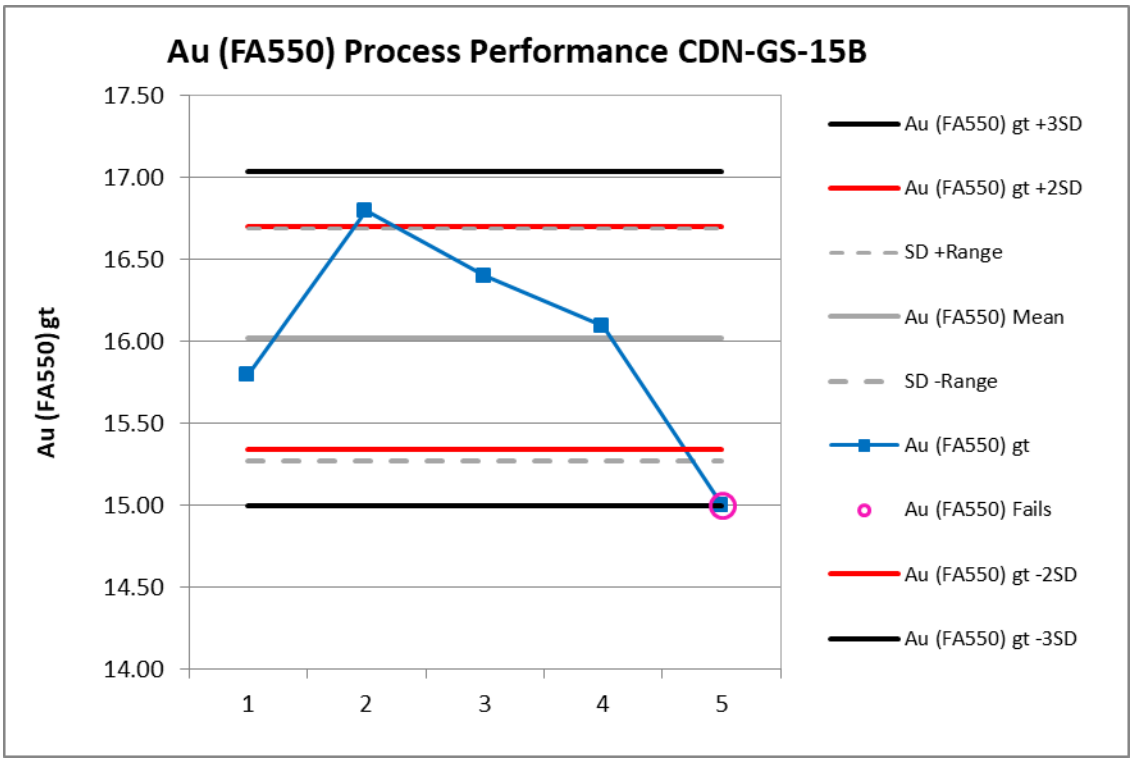

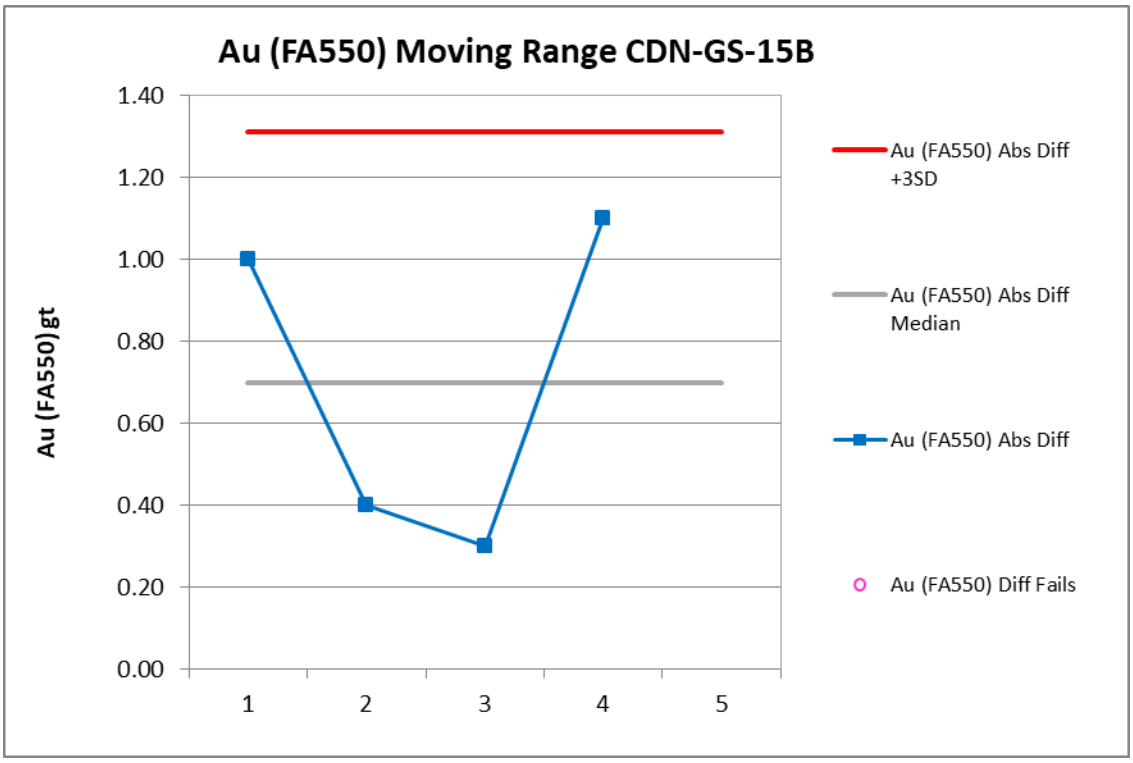

Figure 6 SRM Process Performance and Moving Range Evaluation for the CDN-GS-15B SRM in the Core Sample Series. The graphs show the SRM values are plotted against the mean of the samples analysed in an assumed series, the SDs of the mean and the recommended value of the SRM. The SRM samples with failed performances, i.e., ± 3 sigma of the mean are depicted with pink circles. The fire assay (550FA) showed satisfactory precision for gold.

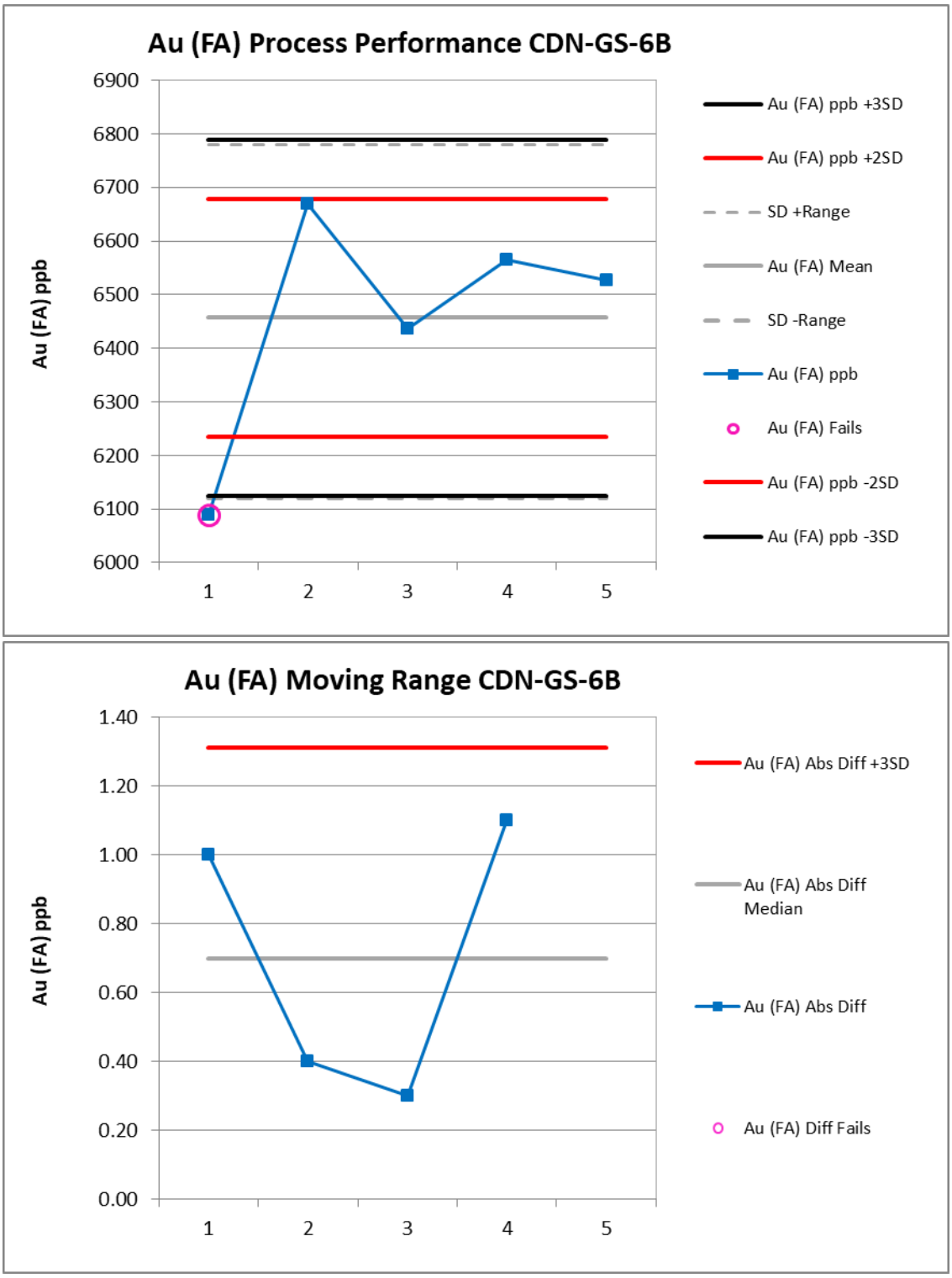

Figure 7 SRM Process Performance and Moving Range Evaluation for the CDN-GS-6B SRM in the Core Sample Series. The graphs show the SRM values are plotted against the mean of the samples analysed in an assumed series, the SDs of the mean and the recommended value of the SRM. The SRM samples with failed performances, i.e., ± 3 sigma of the mean are depicted with pink circles. The fire assay (550FA) showed satisfactory precision for gold.

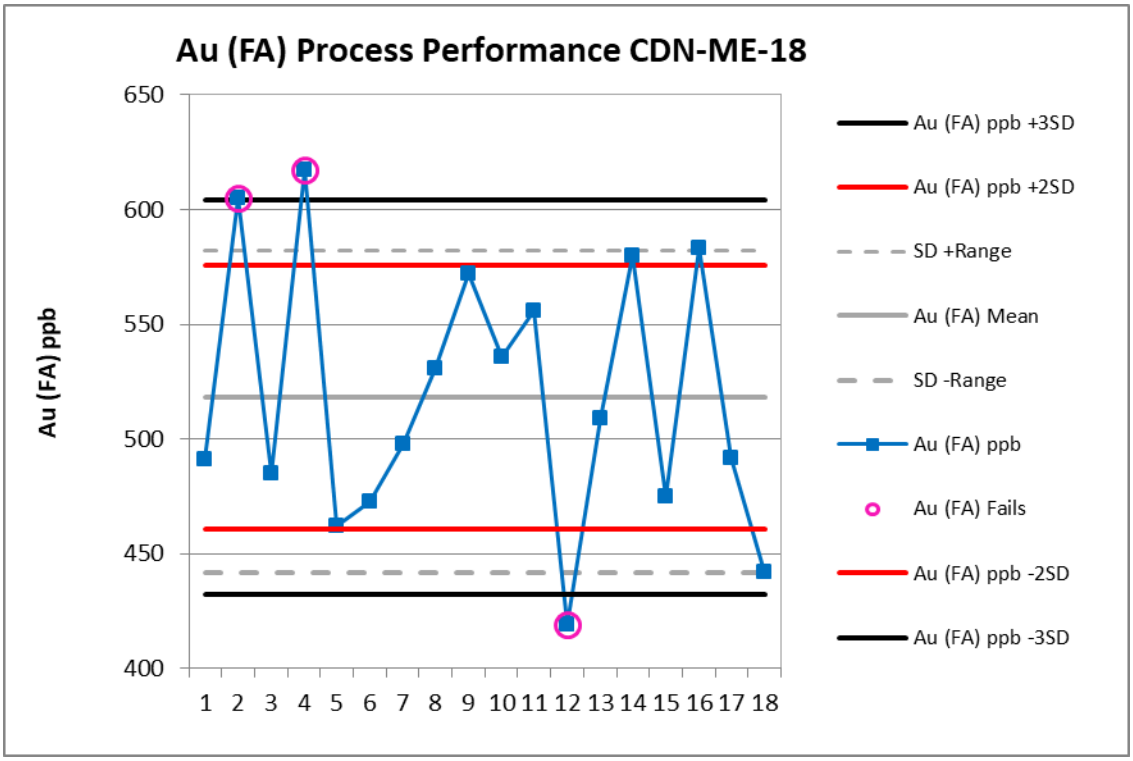
Au (FA) Process Performance CDN-ME-18
Au (FA) ppb
650
600
550
500
450
400
1 2 3 4 5 6 7 8 9 10 11 12 13 14 15 16 17 18
Au (FA) ppb +3SD
Au (FA) ppb +2SD
SD +Range
Au (FA) Mean
SD -Range
Au (FA) ppb
Au (FA) Fails
Au (FA) ppb -2SD
Au (FA) ppb -3SD

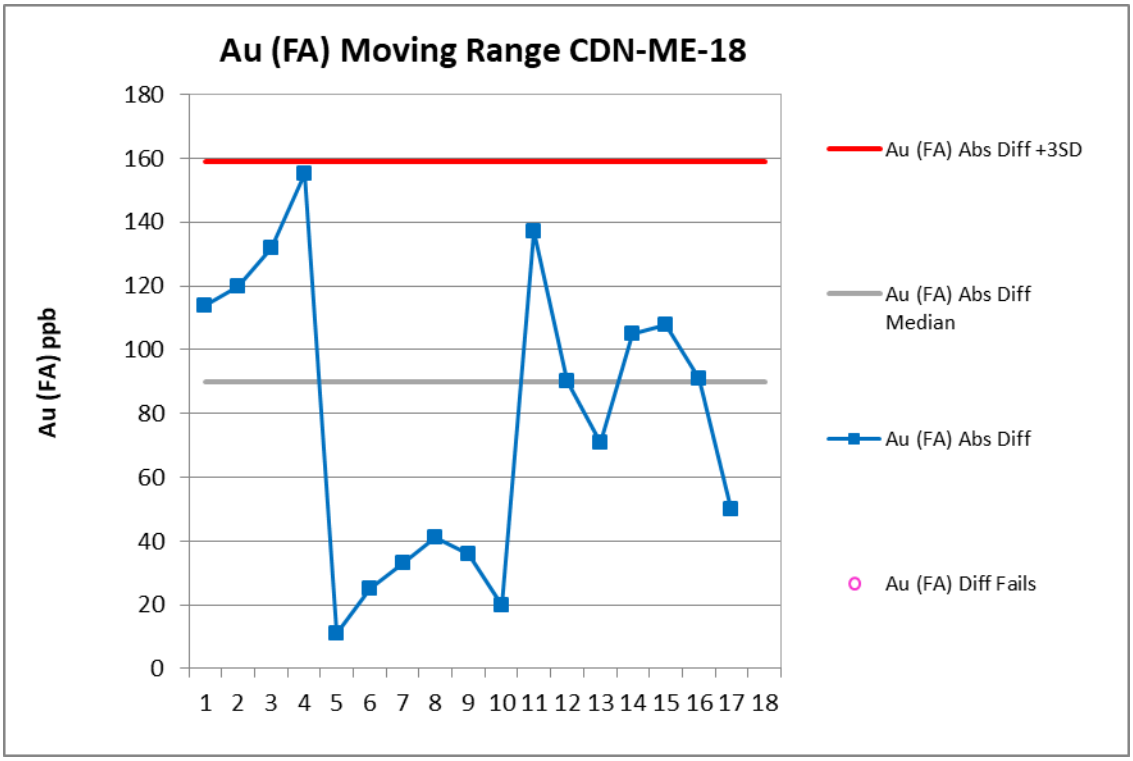
Au (FA) Moving Range CDN-ME-18
Au (FA) ppb
180
160
140
120
100
80
60
40
20
0
1 2 3 4 5 6 7 8 9 10 11 12 13 14 15 16 17 18
Au (FA) Abs Diff +3SD
Au (FA) Abs Diff Median
Au (FA) Abs Diff
Au (FA) Diff Fails

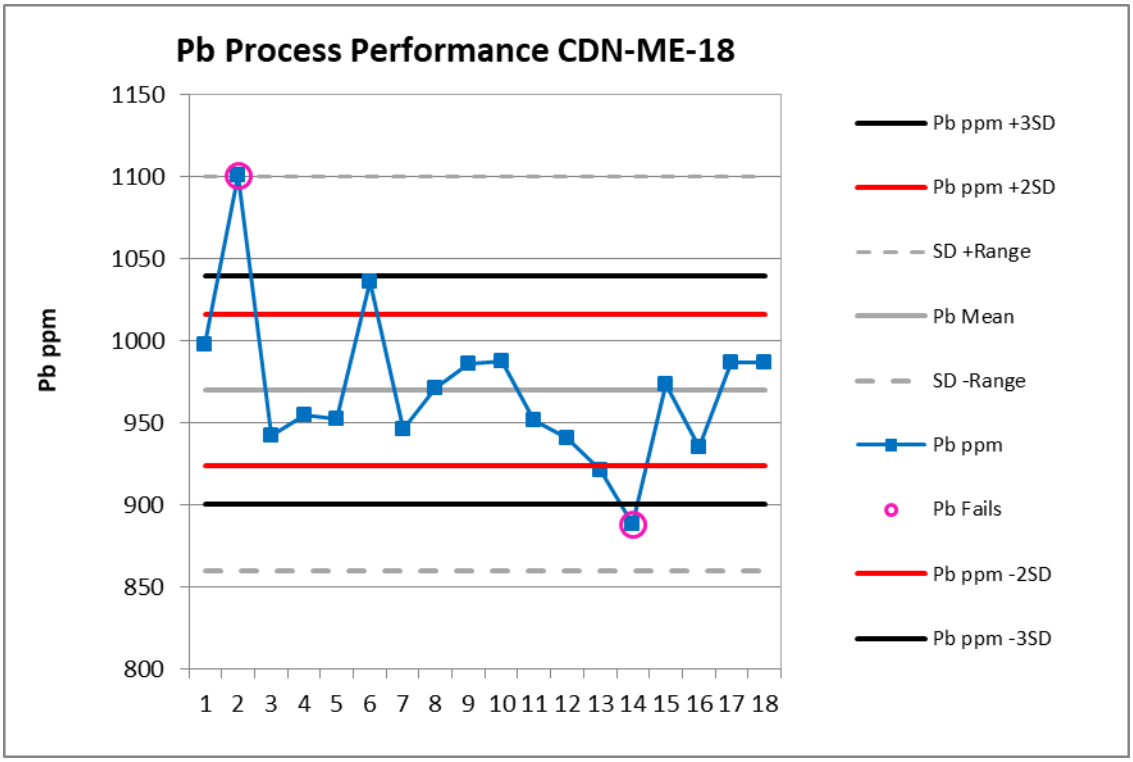
Pb Process Performance CDN-ME-18
Pb ppm
1150
1100
1050
1000
950
900
850
800
1 2 3 4 5 6 7 8 9 10 11 12 13 14 15 16 17 18
Pb ppm +3SD
Pb ppm +2SD
SD +Range
Pb Mean
SD -Range
Pb ppm
Pb Fails
Pb ppm -2SD
Pb ppm -3SD

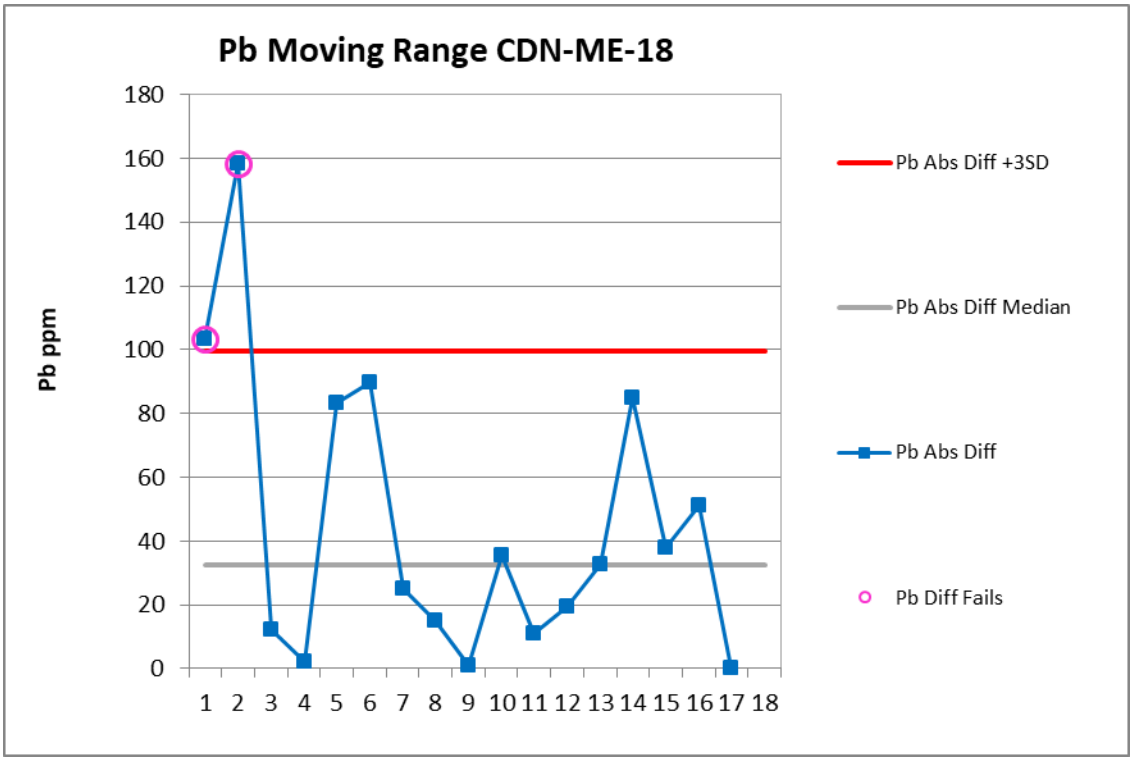
Pb Moving Range CDN-ME-18
Pb ppm
180
160
140
120
100
80
60
40
20
0
1 2 3 4 5 6 7 8 9 10 11 12 13 14 15 16 17 18
Pb Abs Diff +3SD
Pb Abs Diff Median
Pb Abs Diff
Pb Diff Fails

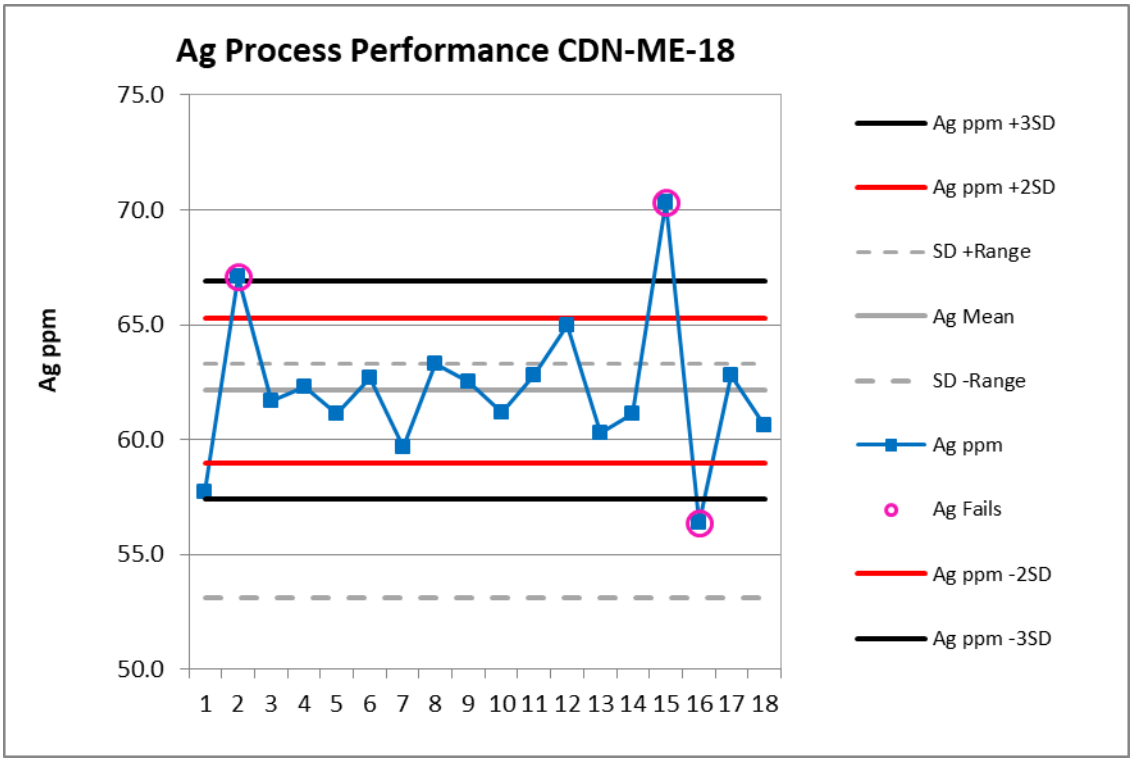

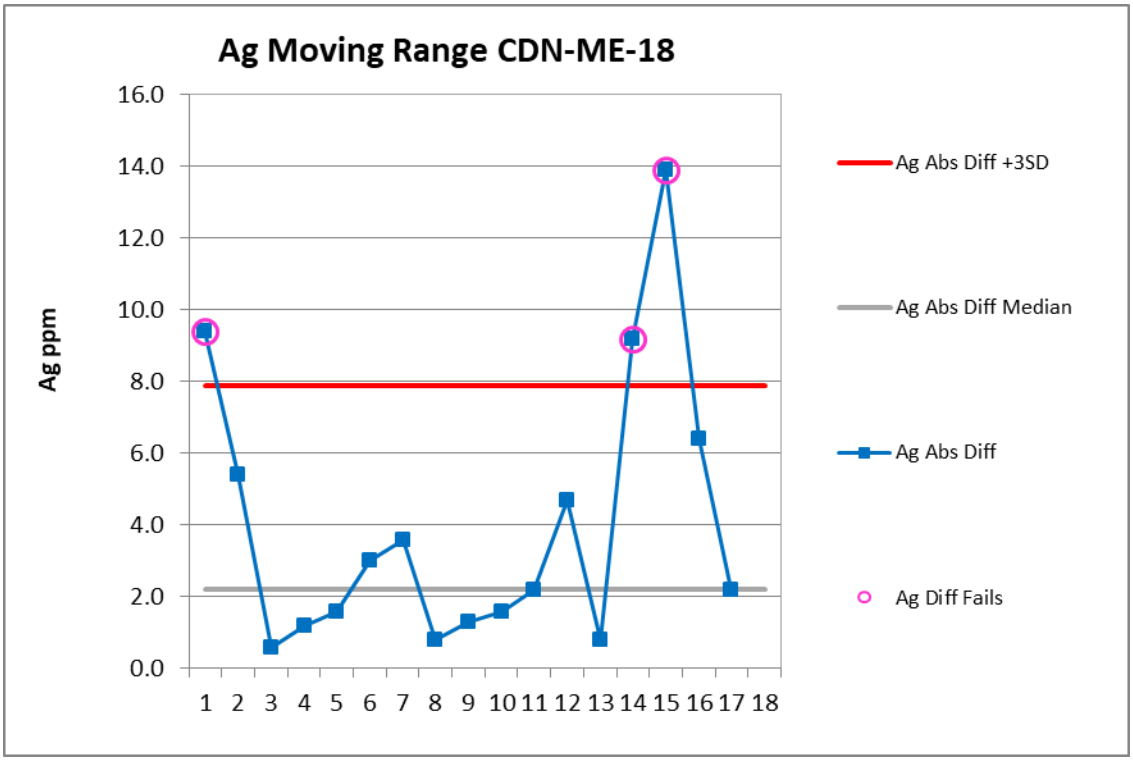

Figure 8 SRM Process Performance and Moving Range Evaluation for the CDN-ME-18 Certified SRM in the Core Sample Series. The graphs shows the SRM values are plotted against the mean of the samples analysed in an assumed series, the SDs of the mean and the recommended value of the SRM. The SRM samples with failed performances, i.e., ± 3 sigma of the mean are depicted with pink circles. The first two graphs show the results for the FA350. The next sets of 2 graphs shows the MA200 results for Pb and Ag, respectively. Both assay methods showed satisfactory precision.

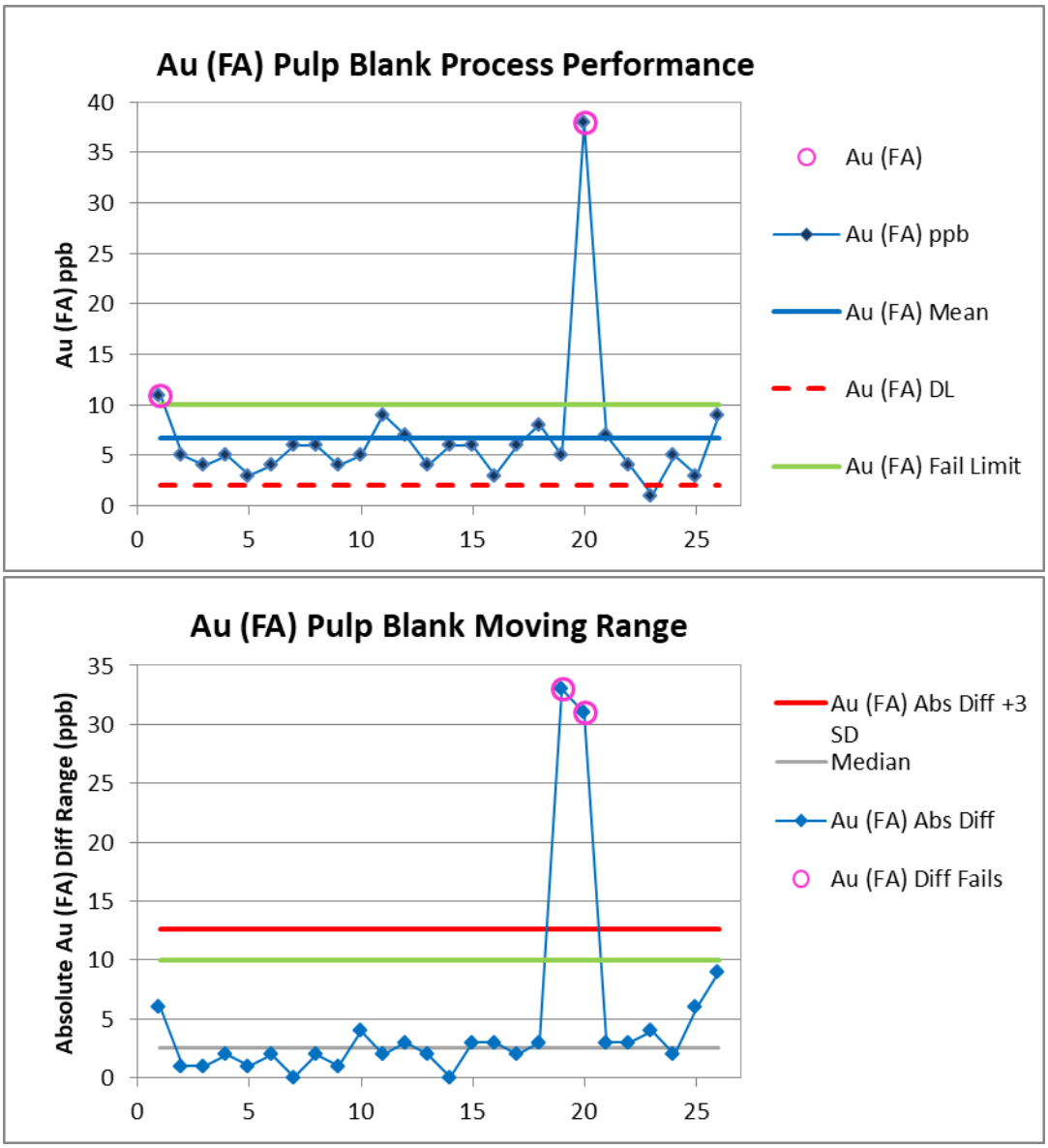

Figure 9 SRM Process Performance and Moving Range Evaluation for Gold in the Trench Sample Series. The graphs show the pulp blank SRM values are plotted against the mean of the samples analysed in an assumed series, the SDs of the mean and the recommended value of the SRM. The SRM samples with failed performances, i.e., ± 3 sigma of the mean are depicted with pink circles. The fire assay (FA) method showed satisfactory precision and the one failed sample is likely due to splash contamination while fire assaying from the nearby SRM processed next in the series.

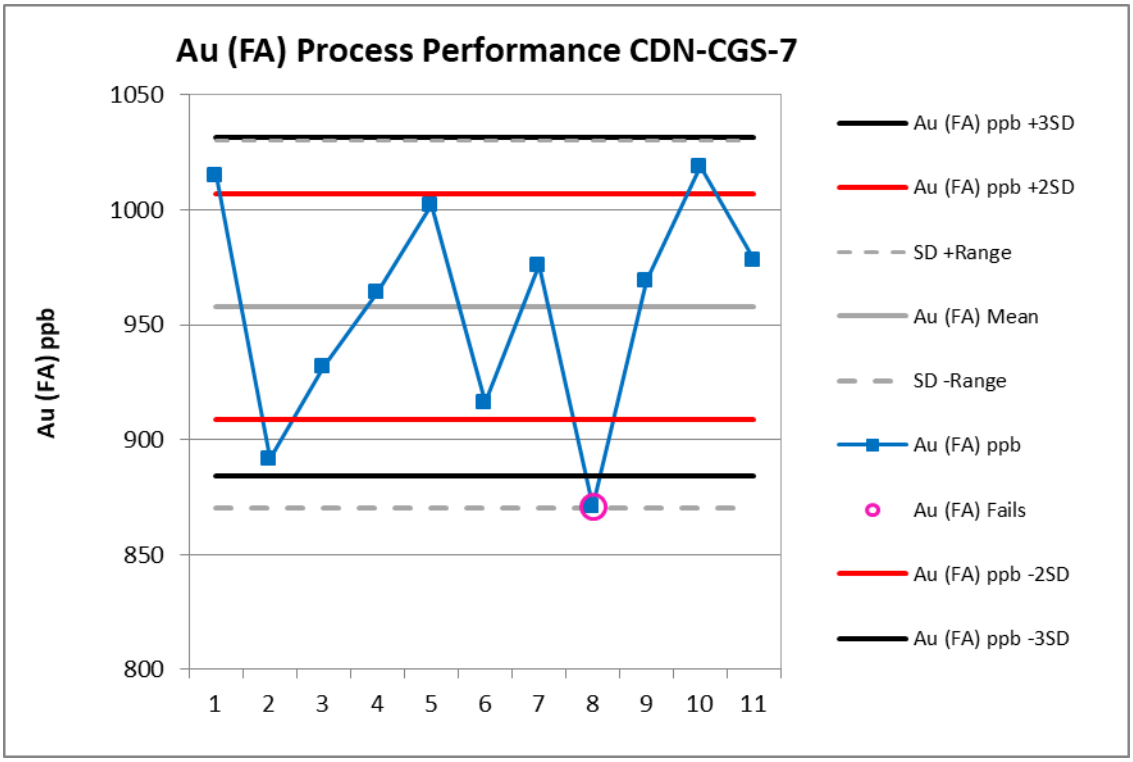
Au (FA) Process Performance CDN-CGS-7
Au (FA) ppb
1050
1000
950
900
850
800
1
2
3
4
5
6
7
8
9
10
11
Au (FA) ppb +3SD
Au (FA) ppb +2SD
SD +Range
Au (FA) Mean
SD -Range
Au (FA) ppb
Au (FA) Fails
Au (FA) ppb -2SD
Au (FA) ppb -3SD

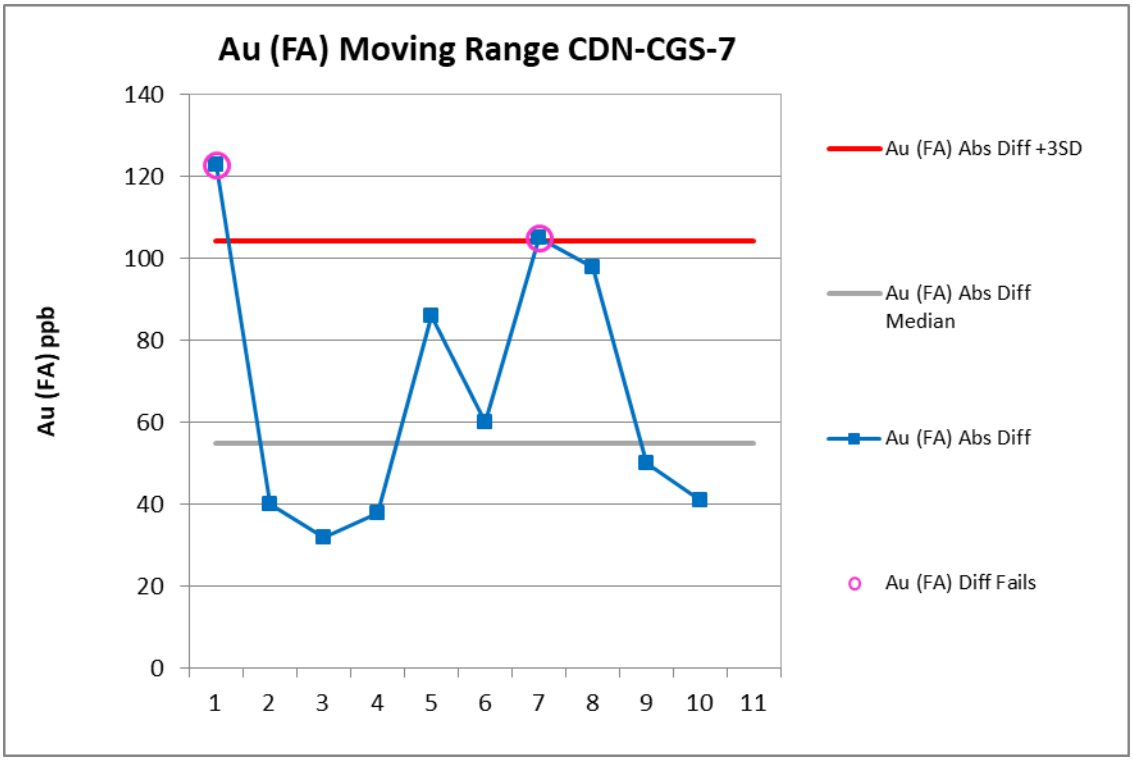
Au (FA) Moving Range CDN-CGS-7
Au (FA) ppb
140
120
100
80
60
40
20
0
1
2
3
4
5
6
7
8
9
10
11
Au (FA) Abs Diff +3SD
Au (FA) Abs Diff Median
Au (FA) Abs Diff
Au (FA) Diff Fails

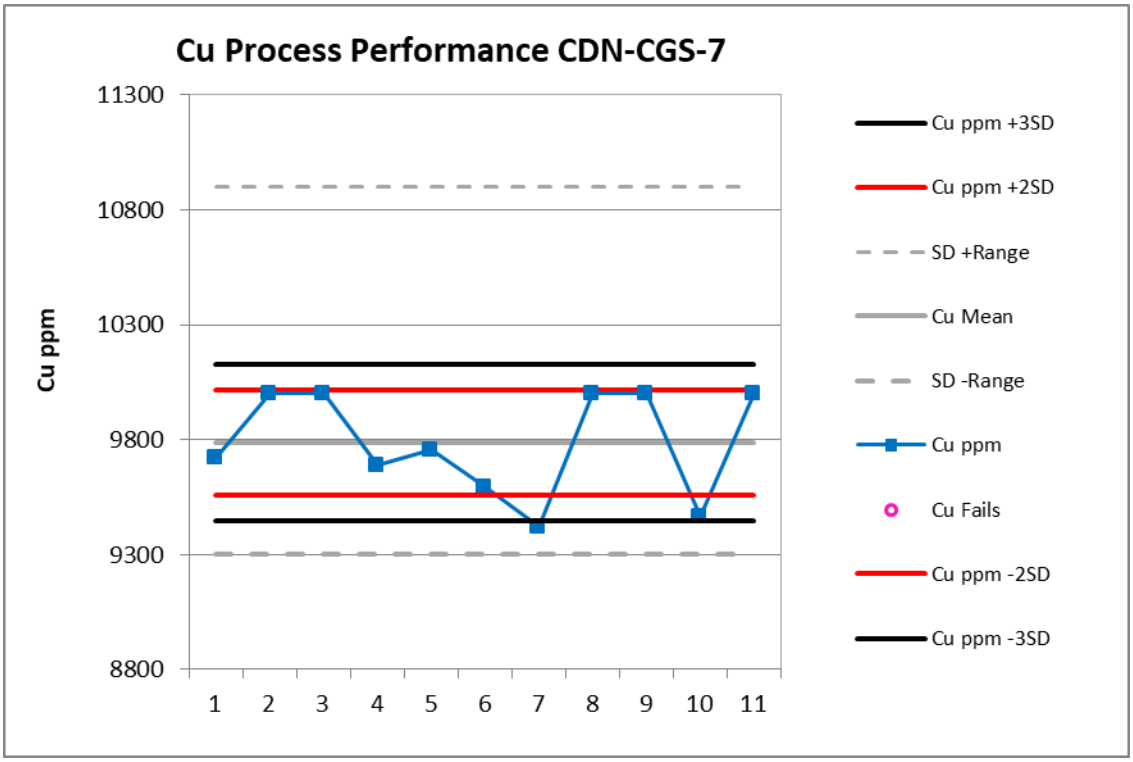

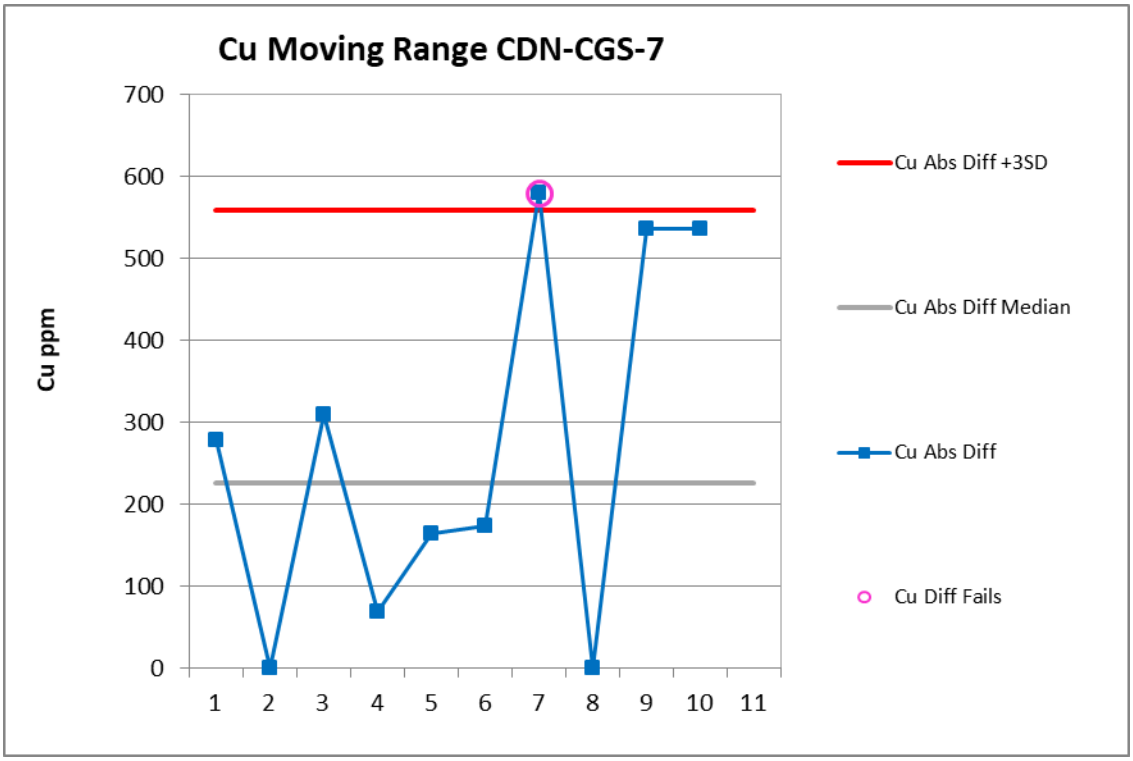

Figure 10 SRM Process Performance and Moving Range Evaluation for the CDN-CGS-7 SRM in the Trench Sample Series. The graphs show the SRM values are plotted against the mean of the samples analysed in an assumed series, the SDs of the mean and the recommended value of the SRM. The SRM samples with failed performances, i.e., ± 3 sigma of the mean are depicted with pink circles. The fire assay (FA) method showed satisfactory precision for gold and the MA200 assay showed satisfactory precision for copper.

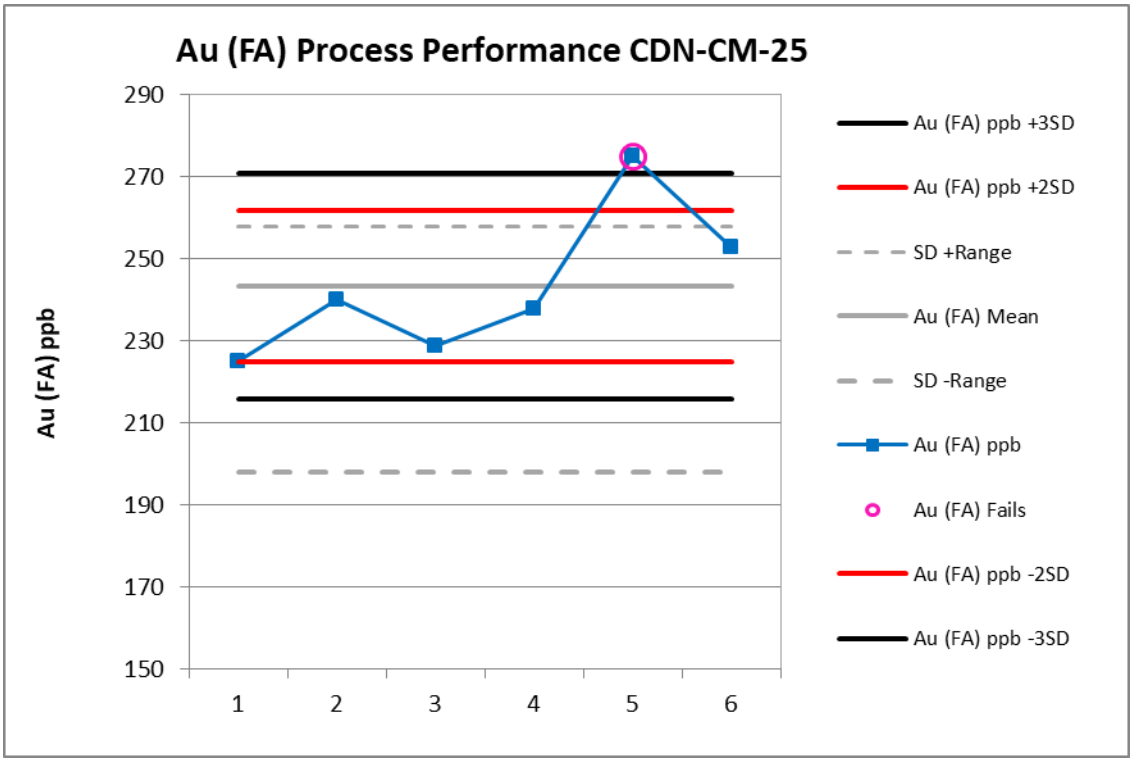
Au (FA) Process Performance CDN-CM-25
Au (FA) ppb
290
270
250
230
210
190
170
150
1
2
3
4
5
6
Au (FA) ppb +3SD
Au (FA) ppb +2SD
SD +Range
Au (FA) Mean
SD -Range
Au (FA) ppb
Au (FA) Fails
Au (FA) ppb -2SD
Au (FA) ppb -3SD

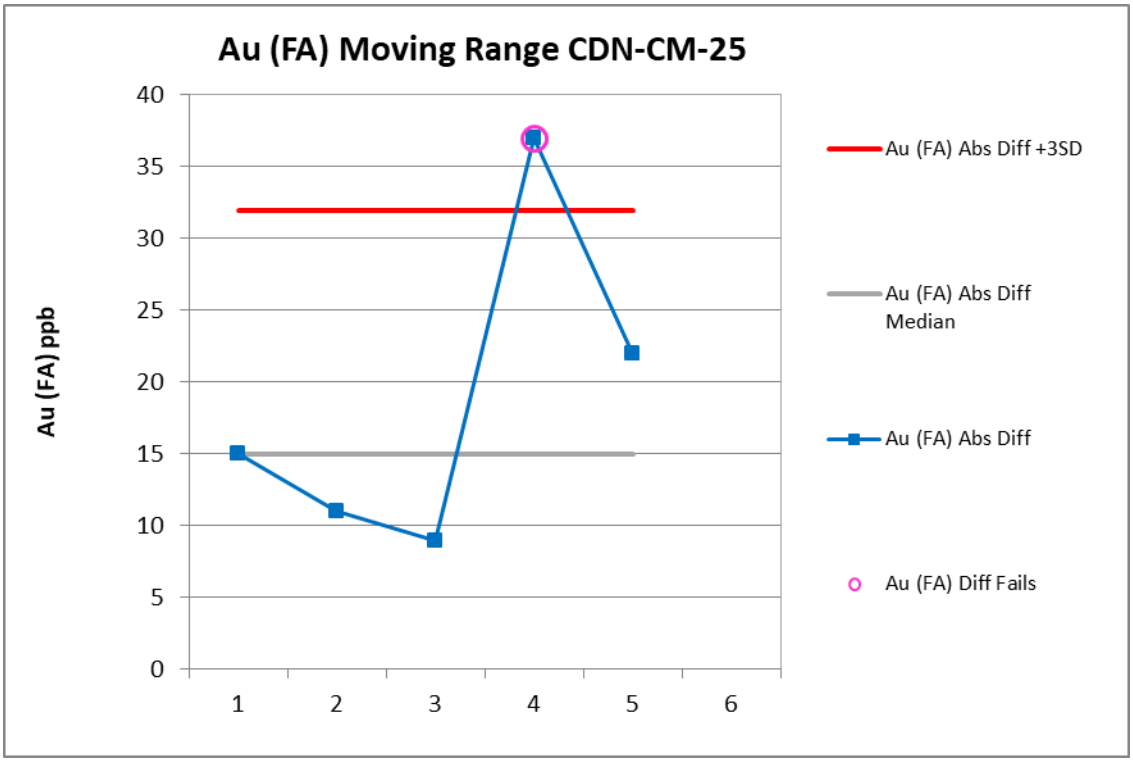
Au (FA) Moving Range CDN-CM-25
Au (FA) ppb
40
35
30
25
20
15
10
5
0
1
2
3
4
5
6
Au (FA) Abs Diff +3SD
Au (FA) Abs Diff Median
Au (FA) Abs Diff
Au (FA) Diff Fails

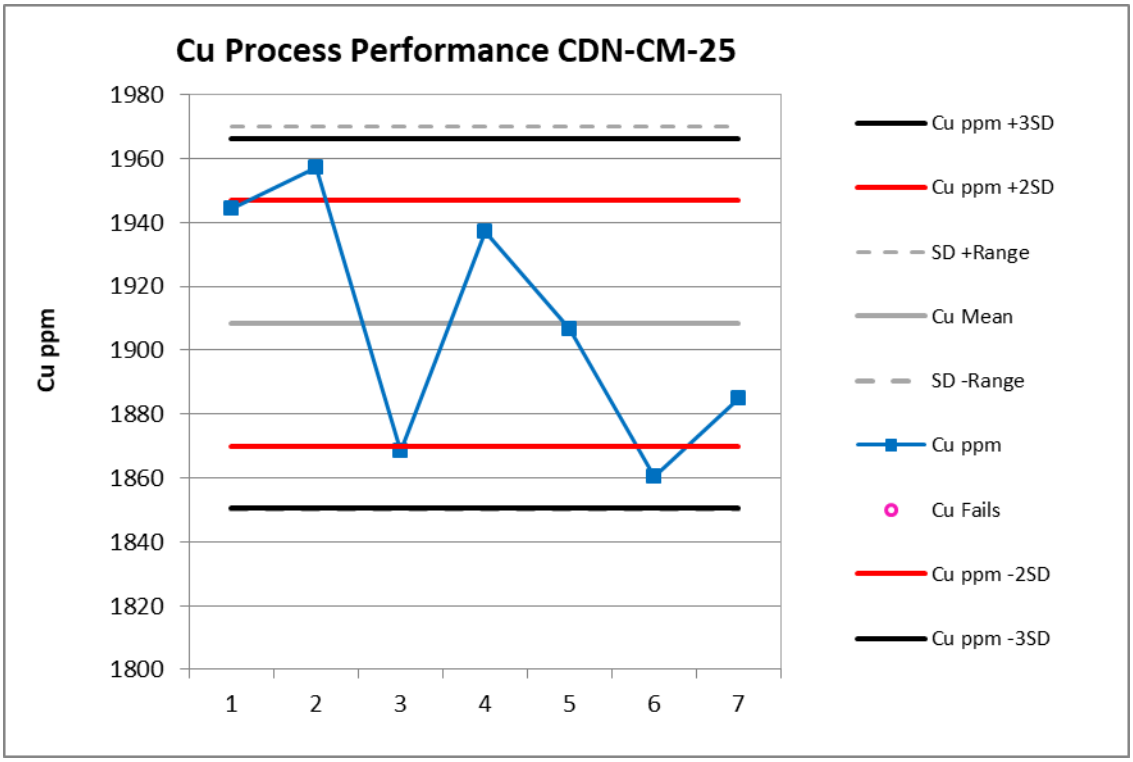

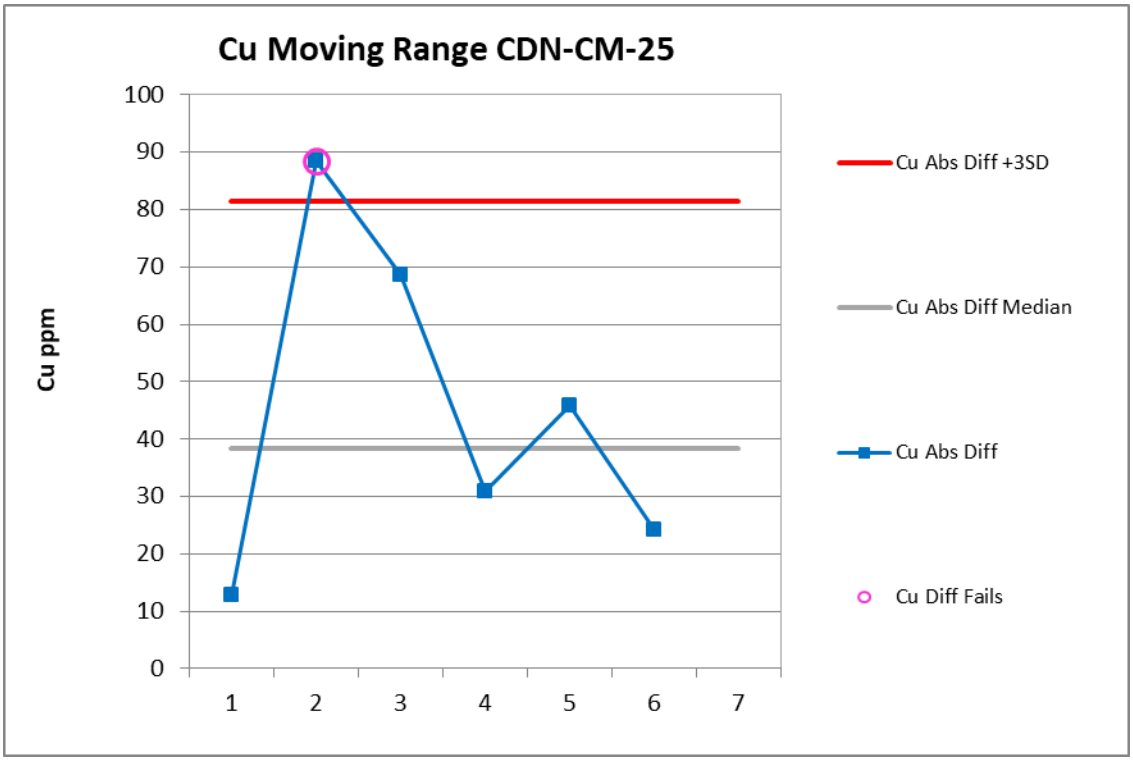

Figure 11 SRM Process Performance and Moving Range Evaluation for the CDN-CM-25 Certified SRM in the Trench Sample Series. The graphs show the SRM values are plotted against the mean of the samples analysed in an assumed series, the SDs of the mean and the recommended value of the SRM. The SRM samples with failed performances, i.e., ± 3 sigma of the mean are depicted with pink circles. The fire assay (FA) showed satisfactory precision for gold and MA200 method showed satisfactory precision for copper.

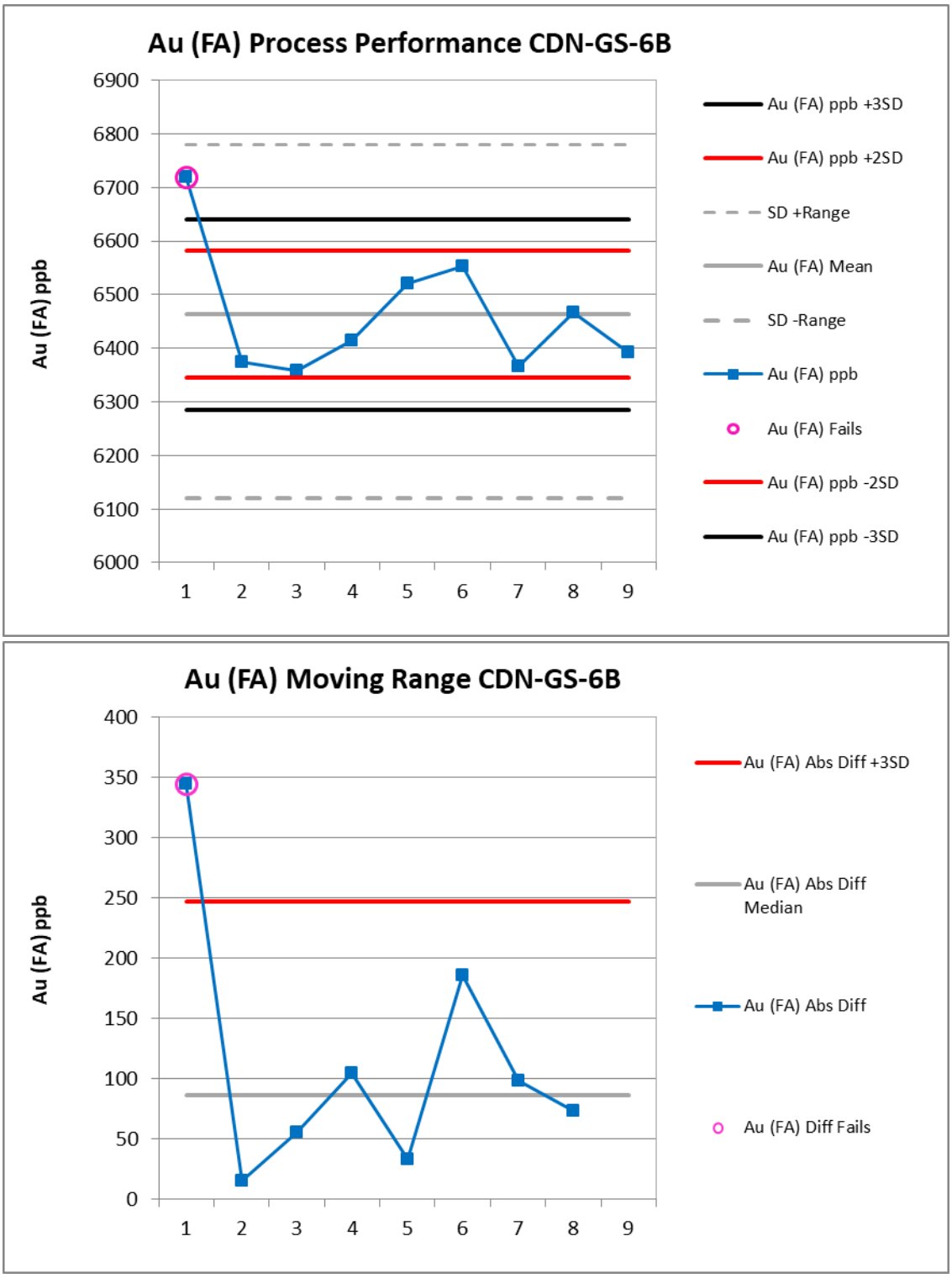

Figure 12 SRM Process Performance and Moving Range Evaluation for the CDN-GS-6B SRM in the Trench Sample Series. The graphs show the SRM values are plotted against the mean of the samples analysed in an assumed series, the SDs of the mean and the recommended value of the SRM. The SRM samples with failed performances, i.e., ± 3 sigma of the mean are depicted with pink circles. The fire assay (550FA) showed satisfactory precision for gold.

5.0 Conclusions and Recommendations

Figures 1 and 2 are the average element values of the samples run in an assumed series based on the sample numbers. Based on the samples series, there are no obvious indicators of between sample contaminations or incomplete digestion. Figures 3 through 12 show the graphs of the SRM samples in a series plotted against the mean of the samples analysed, the SDs of the mean and the recommended value of the SRM to the accuracy of the SRM over time compared to the analysed mean and the recommended value. All three assay methods showed that 80% of the samples fall within 3 sigma of the mean for all the SRMs. Overall the precision of the data is considered to be satisfactory.

In conclusion, the accuracy and precision of the data is considered to be satisfactory. Recommendations for future projects include: using a SRM with a matrix that more closely matches the samples to check for digestion inconsistencies (e.g., carbonate SRM was used for silica project), matching SRM assay methods with the Project's (e.g., 4-acid digestion multi-element SRM was used for an aqua regia digestion project), inserting duplicate samples into the sample stream to check accuracy of the data, using a coarse blank to check for cross-contamination during crushing and pulverizing, developing a QA/QC program to allow for a statistical representation of the population of SRMs (e.g., ≥20 of each type of SRM/ QC samples) and performing data verification upon receipt of the results.

6.0 References

2018 core logs from the Lucky Strike Property.

2018 trench logs from the Lucky Strike Property.

Goldfarb, R.J., Marsh, E.E., Hart, C.J.R., Mair, J.L., Miller, M.L. and Johnson, C. (2007). Geology and Origin of Epigenetic Lode Gold Deposits, Tintina Gold Province, Alaska and Yukon. Scientific Investigations Report 2007-5289-A. In: eds. by L.P. Gough and W.C. Day. U.S. Department of the Interior and U.S. Geological Survey. Chapter A of Recent U.S. Geological Survey Studies in the Tintina Gold Province, Alaska, United State, and Yukon, Canada - Results of a 5-Year Project, pp. A1-A18.

Jones, C. (2017). 2016 Surface Exploration Report on the Lucky Strike Property, White Gold District. Luckystrike Resources Ltd. In press.

Tetra Tech (2012). Understanding and running an effective QA/QC program. Mineral Exploration Roundup 2012 Conference, Vancouver, BC.

Appendix A

Bureau Veritas Commodities Canada Ltd. Internal QC Report with Errors Calculations

Bureau Veritas Commodities Canada Ltd. **Final Report**

Client: Goldstrike Resources Ltd.
File Created: 18-Oct-2018
Job Number: WHI18000203
Number of Samples: 54
Project: LUC
Shipment ID: DDLS-18-01
P.O. Number:
Received: 29-Jun-2018

	Method	WGHT	FA350	MA200	MA200	MA200	MA200	MA200	MA200	MA200	MA200	MA200	MA200	MA200	MA200	MA200	MA200	MA200	MA200	MA200	MA200	MA200	MA200	MA200	MA200	MA200	MA200	MA200	MA200	MA200	MA200	MA200	MA200	MA200	MA200	MA200	MA200	MA200	MA200	MA200	MA200	MA200	MA200	MA200	MA200	MA200	MA200	MA200	AQ200	FA550
	Analyte	Wgt	Au	Mo	Cu	Pb	Zn	Ag	Ni	Co	Mn	Fe	As	U	Th	Sr	Cd	Sb	Bi	V	Ca	P	La	Cr	Mg	Ba	Ti	Al	Na	K	W	Zr	Ce	Sn	Y	Nb	Ta	Be	Sc	Li	S	Rb	Hf	In	Re	Se	Te	Tl	Hg	Au
	Unit	KG	PPB	PPM	PPM	PPM	PPM	PPM	PPM	PPM	PPM	%	PPM	PPM	PPM	PPM	PPM	PPM	PPM	PPM	%	%	PPM	PPM	%	PPM	%	%	%	%	PPM	PPM	PPM	PPM	PPM	PPM	PPM	PPM	PPM	PPM	%	PPM	PPM	PPM	PPM	PPM	PPM	PPM	PPM	GM/T
	MDL	0.01	2	0.1	0.1	0.1	1	0.1	0.1	0.2	1	0.01	1	0.1	0.1	1	0.1	0.1	0.1	1	0.01	0.001	0.1	1	0.01	1	0.001	0.01	0.001	0.01	0.1	0.1	1	0.1	0.1	0.1	0.1	1	1	0.1	0.1	0.1	0.1	0.05	0.005	1	0.5	0.5	0.01	0.9
Sample	**Type**																																																	
Pulp Duplicates																																																		
1472005	Drill Core	2.98	12	1.1	16.3	8.9	33	0.7	3.9	5.0	446	2.44	4	0.3	3.3	94	0.1	1.9	<0.1	54	2.35	0.029	13.8	7	0.16	157	0.143	5.78	1.812	0.70	2.6	4.5	28	0.3	5.2	1.6	<0.1	<1	8	14.7	<0.1	13.3	0.2	<0.05	<0.005	<1	<0.5	<0.5	<0.01	
1472005	REP		17																																															
Percent Difference			34%	#VALUE!	#VALUE!	#VALUE!	#VALUE!	#VALUE!	#VALUE!	#VALUE!	#VALUE!	#VALUE!	#VALUE!	#VALUE!	#VALUE!	#VALUE!	#VALUE!	#VALUE!	#VALUE!	#VALUE!	#VALUE!	#VALUE!	#VALUE!	#VALUE!	#VALUE!	#VALUE!	#VALUE!	#VALUE!	#VALUE!	#VALUE!	#VALUE!	#VALUE!	#VALUE!	#VALUE!	#VALUE!	#VALUE!	#VALUE!	#VALUE!	#VALUE!	#VALUE!	#VALUE!	#VALUE!	#VALUE!	#VALUE!	#VALUE!	#VALUE!	#VALUE!	#VALUE!	#VALUE!	
1472035	Drill Core	3.69	15	0.8	43.3	6.2	60	0.1	4.7	20.1	716	3.87	13	0.5	1.7	230	<0.1	0.6	<0.1	101	2.94	0.050	6.8	7	0.55	462	0.279	7.41	0.478	1.21	1.0	2.5	17	1.0	13.0	2.5	0.1	1	24	33.4	<0.1	28.3	0.1	<0.05	<0.005	<1	<0.5	<0.5	0.05	
1472035	REP		15																																															
Percent Difference			0%	#VALUE!	#VALUE!	#VALUE!	#VALUE!	#VALUE!	#VALUE!	#VALUE!	#VALUE!	#VALUE!	#VALUE!	#VALUE!	#VALUE!	#VALUE!	#VALUE!	#VALUE!	#VALUE!	#VALUE!	#VALUE!	#VALUE!	#VALUE!	#VALUE!	#VALUE!	#VALUE!	#VALUE!	#VALUE!	#VALUE!	#VALUE!	#VALUE!	#VALUE!	#VALUE!	#VALUE!	#VALUE!	#VALUE!	#VALUE!	#VALUE!	#VALUE!	#VALUE!	#VALUE!	#VALUE!	#VALUE!	#VALUE!	#VALUE!	#VALUE!	#VALUE!	#VALUE!	#VALUE!	#VALUE!
1472013	Drill Core	2.43	11	0.9	14.1	9.0	46	0.6	6.1	10.4	448	2.77	17	0.8	4.2	339	<0.1	0.6	<0.1	65	2.36	0.045	11.2	13	0.29	743	0.236	7.04	2.921	1.93	4.1	22.3	25	1.0	11.5	4.7	0.3	<1	11	9.1	<0.1	43.6	0.7	<0.05	<0.005	2	<0.5	<0.5	<0.01	
1472013	REP																																																<0.01	
Percent Difference			#VALUE!	#VALUE!	#VALUE!	#VALUE!	#VALUE!	#VALUE!	#VALUE!	#VALUE!	#VALUE!	#VALUE!	#VALUE!	#VALUE!	#VALUE!	#VALUE!	#VALUE!	#VALUE!	#VALUE!	#VALUE!	#VALUE!	#VALUE!	#VALUE!	#VALUE!	#VALUE!	#VALUE!	#VALUE!	#VALUE!	#VALUE!	#VALUE!	#VALUE!	#VALUE!	#VALUE!	#VALUE!	#VALUE!	#VALUE!	#VALUE!	#VALUE!	#VALUE!	#VALUE!	#VALUE!	#VALUE!	#VALUE!	#VALUE!	#VALUE!	#VALUE!	#VALUE!	#VALUE!	#VALUE!	#VALUE!	#VALUE!
1472020	Drill Core	3.00	<2	0.4	3.6	4.9	18	<0.1	2.3	5.3	233	1.06	2	<0.1	0.2	314	<0.1	0.4	<0.1	23	1.33	0.010	1.2	1	0.17	363	0.050	7.54	4.630	0.63	0.9	1.3	3	0.3	1.7	0.8	<0.1	<1	2	8.9	<0.1	12.2	<0.1	<0.05	<0.005	<1	<0.5	<0.5	<0.01	
1472020	REP			0.4	3.9	4.9	19	<0.1	2.4	5.3	237	1.07	3	<0.1	0.2	321	<0.1	0.4	<0.1	23	1.35	0.010	1.1	2	0.17	372	0.052	7.69	4.862	0.64	0.9	1.4	3	0.4	1.7	0.9	<0.1	<1	2	9.2	<0.1	11.9	<0.1	<0.05	<0.005	<1	<0.5	<0.5		
Percent Difference			#VALUE!	0%	8%	0%	5%	#VALUE!	4%	0%	2%	1%	40%	#VALUE!	0%	2%	#VALUE!	0%	#VALUE!	0%	1%	0%	9%	67%	0%	2%	4%	2%	5%	2%	0%	7%	0%	29%	0%	12%	#VALUE!	#VALUE!	0%	3%	#VALUE!	2%	#VALUE!	#VALUE!	#VALUE!	#VALUE!	#VALUE!	#VALUE!	#VALUE!	#VALUE!
1472042	Drill Core	4.50	<2	0.6	34.0	22.3	70	<0.1	18.8	23.9	1453	5.64	4	0.6	2.2	215	<0.1	0.5	<0.1	201	3.71	0.056	8.4	55	1.33	172	0.401	6.72	4.025	0.74	0.8	8.4	20	1.1	14.1	3.0	0.2	<1	25	8.4	<0.1	24.4	0.4	0.10	<0.005	<1	<0.5	<0.5	0.08	
1472042	REP																																																0.08	
Percent Difference			#VALUE!	#VALUE!	#VALUE!	#VALUE!	#VALUE!	#VALUE!	#VALUE!	#VALUE!	#VALUE!	#VALUE!	#VALUE!	#VALUE!	#VALUE!	#VALUE!	#VALUE!	#VALUE!	#VALUE!	#VALUE!	#VALUE!	#VALUE!	#VALUE!	#VALUE!	#VALUE!	#VALUE!	#VALUE!	#VALUE!	#VALUE!	#VALUE!	#VALUE!	#VALUE!	#VALUE!	#VALUE!	#VALUE!	#VALUE!	#VALUE!	#VALUE!	#VALUE!	#VALUE!	#VALUE!	#VALUE!	#VALUE!	#VALUE!	#VALUE!	#VALUE!	#VALUE!	#VALUE!	#VALUE!	0%	#VALUE!
1472002	Drill Core	2.08	9	0.5	28.3	7.1	29	3.1	3.1	10.9	440	2.34	6	0.4	5.0	159	0.1	0.8	<0.1	52	1.50	0.026	18.1	6	0.09	167	0.136	6.59	4.308	0.41	13.3	6.3	38	0.7	5.9	1.9	0.1	<1	7	7.4	<0.1	7.8	0.3	<0.05	<0.005	<1	<0.5	<0.5	0.02	
1472002	REP			0.5	26.4	7.0	26	3.7	2.9	10.6	419	2.34	6	0.3	5.0	159	0.2	0.9	<0.1	53	1.54	0.027	18.0	5	0.09	161	0.132	6.80	4.380	0.41	13.1	6.1	36	0.8	6.4	1.8	<0.1	<1	7	7.1	<0.1	7.7	0.3	<0.05	<0.005	1	<0.5	<0.5		
Percent Difference			#VALUE!	0%	7%	1%	11%	18%	7%	3%	5%	0%	0%	29%	0%	0%	67%	12%	#VALUE!	2%	3%	4%	1%	18%	0%	4%	3%	3%	2%	0%	2%	3%	5%	13%	8%	5%	#VALUE!	#VALUE!	0%	4%	#VALUE!	1%	0%	#VALUE!	#VALUE!	#VALUE!	#VALUE!	#VALUE!	#VALUE!	#VALUE!
Preparation Duplicates																																																		
1472014	Drill Core	2.84	2	0.7	15.9	13.5	66	0.2	12.8	9.4	451	2.41	11	1.2	5.8	436	<0.1	0.3	<0.1	71	2.22	0.044	13.0	26	0.17	1623	0.226	6.81	2.819	2.09	0.6	48.0	27	1.6	10.0	5.0	0.3	2	8	5.1	<0.1	72.0	1.5	<0.05	<0.005	<1	<0.5	<0.5	<0.01	
1472014	DUP		2	0.7	17.4	13.6	65	0.1	13.5	9.3	469	2.34	8	1.2	6.1	444	<0.1	0.3	<0.1	71	2.22	0.046	14.3	27	0.17	1621	0.217	6.95	2.854	1.96	0.5	46.6	29	1.6	10.5	4.9	0.3	<1	8	5.1	<0.1	73.5	1.4	<0.05	<0.005	1	<0.5	<0.5	0.01	
Percent Difference			0%	0%	9%	1%	2%	67%	5%	1%	4%	3%	32%	0%	5%	2%	#VALUE!	0%	#VALUE!	0%	0%	4%	10%	4%	0%	0%	4%	2%	1%	6%	18%	3%	7%	0%	5%	2%	0%	#VALUE!	0%	0%	#VALUE!	2%	7%	#VALUE!	#VALUE!	#VALUE!	#VALUE!	#VALUE!	#VALUE!	#VALUE!
1472048	Drill Core	4.29	34	7.1	16.2	24.5	47	<0.1	11.5	11.3	732	2.63	15	2.0	9.6	509	<0.1	1.2	0.2	60	3.07	0.051	18.2	15	0.28	933	0.198	7.06	1.161	1.82	3.1	66.0	37	0.9	9.7	8.2	0.6	2	9	25.2	<0.1	47.0	1.8	<0.05	<0.005	<1	<0.5	0.6	0.25	
1472048	DUP		21	8.3	16.7	24.0	49	0.1	10.9	11.4	791	2.81	15	2.0	8.9	496	<0.1	1.2	0.1	64	3.67	0.050	17.6	18	0.33	851	0.206	7.03	1.213	1.88	2.8	59.8	35	1.0	10.3	7.3	0.5	3	11	21.4	<0.1	49.2	1.8	<0.05	<0.005	<1	<0.5	0.5	0.20	
Percent Difference			47%	16%	3%	2%	4%	#VALUE!	5%	1%	8%	7%	0%	0%	8%	3%	#VALUE!	0%	67%	6%	18%	2%	3%	18%	16%	9%	4%	0%	4%	3%	10%	10%	6%	11%	6%	12%	18%	40%	20%	16%	#VALUE!	5%	0%	#VALUE!	#VALUE!	#VALUE!	#VALUE!	18%	22%	#VALUE!
Reference Materials																																																		
STD DS11	STD																																																0.29	
STD DS11	STD																																																0.25	
Mean			#DIV/0!	#DIV/0!	#DIV/0!	#DIV/0!	#DIV/0!	#DIV/0!	#DIV/0!	#DIV/0!	#DIV/0!	#DIV/0!	#DIV/0!	#DIV/0!	#DIV/0!	#DIV/0!	#DIV/0!	#DIV/0!	#DIV/0!	#DIV/0!	#DIV/0!	#DIV/0!	#DIV/0!	#DIV/0!	#DIV/0!	#DIV/0!	#DIV/0!	#DIV/0!	#DIV/0!	#DIV/0!	#DIV/0!	#DIV/0!	#DIV/0!	#DIV/0!	#DIV/0!	#DIV/0!	#DIV/0!	#DIV/0!	#DIV/0!	#DIV/0!	#DIV/0!	#DIV/0!	#DIV/0!	#DIV/0!	#DIV/0!	#DIV/0!	#DIV/0!	#DIV/0!	0.3	#DIV/0!
Standard Deviation			0.00	0.00	0.00	0.00	0.00	0.00	0.00	0.00	0.00	0.00	0.00	0.00	0.00	0.00	0.00	0.00	0.00	0.00	0.00	0.00	0.00	0.00	0.00	0.00	0.00	0.00	0.00	0.00	0.00	0.00	0.00	0.00	0.00	0.00	0.00	0.00	0.00	0.00	0.00	0.00	0.00	0.00	0.00	0.00	0.00	0.00	0.03	0.00
%RSD			#DIV/0!	#DIV/0!	#DIV/0!	#DIV/0!	#DIV/0!	#DIV/0!	#DIV/0!	#DIV/0!	#DIV/0!	#DIV/0!	#DIV/0!	#DIV/0!	#DIV/0!	#DIV/0!	#DIV/0!	#DIV/0!	#DIV/0!	#DIV/0!	#DIV/0!	#DIV/0!	#DIV/0!	#DIV/0!	#DIV/0!	#DIV/0!	#DIV/0!	#DIV/0!	#DIV/0!	#DIV/0!	#DIV/0!	#DIV/0!	#DIV/0!	#DIV/0!	#DIV/0!	#DIV/0!	#DIV/0!	#DIV/0!	#DIV/0!	#DIV/0!	#DIV/0!	#DIV/0!	#DIV/0!	#DIV/0!	#DIV/0!	#DIV/0!	#DIV/0!	#DIV/0!	10%	#DIV/0!
STD OREAS25A-4A	STD			2.5	33.3	24.2	47	<0.1	44.7	7.6	491	6.65	11	2.7	15.7	47	<0.1	0.4	0.3	166	0.31	0.046	21.7	118	0.30	150	0.948	9.13	0.122	0.50	2.0	159.6	49	3.4	10.1	19.5	1.5	<1	13	38.9	<0.1	63.2	4.2	0.15	<0.005	2	<0.5	<0.5		
STD OREAS25A-4A	STD			2.4	31.0	24.8	41	<0.1	45.3	8.7	480	6.58	11	2.8	15.9	44	<0.1	0.5	0.4	159	0.27	0.042	22.3	117	0.30	151	0.972	8.72	0.119	0.47	1.9	156.4	50	3.7	10.0	19.9	1.5	1	12	36.5	<0.1	60.1	4.0	0.07	<0.005	3	<0.5	<0.5		
STD OREAS25A-4A	STD			2.2	33.7	22.0	41	0.1	41.4	6.8	488	6.62	9	2.6	14.6	44	<0.1	0.6	0.3	152	0.30	0.043	19.3	102	0.33	148	0.900	9.11	0.122	0.44	1.8	140.6	43	3.9	9.5	16.7	1.3	<1	12	35.1	<0.1	49.8	3.5	0.08	<0.005	1	<0.5	<0.5		
Mean			#DIV/0!	2.4	32.7	23.7	43.0	0.1	43.8	7.7	486.3	6.6	10.3	2.7	15.4	45.0	#DIV/0!	0.5	0.3	159.0	0.3	0.0	21.1	112.3	0.3	149.7	0.9	9.0	0.1	0.5	1.9	152.2	47.3	3.7	9.9	18.7	1.4	1.0	12.3	36.8	#DIV/0!	57.7	3.9	0.1	#DIV/0!	2.0	#DIV/0!	#DIV/0!	#DIV/0!	#DIV/0!
Standard Deviation			0.00	0.15	1.46	1.47	3.46	0.06	2.10	0.95	5.69	0.04	1.15	0.10	0.70	1.73	0.00	0.10	0.06	7.00	0.02	0.00	1.59	8.96	0.02	1.53	0.04	0.23	0.00	0.03	0.10	10.17	3.79	0.25	0.32	1.74	0.12	0.58	0.58	1.92	0.00	7.01	0.36	0.04	0.00	1.00	0.00	0.00	0.00	0.00
%RSD			#DIV/0!	6%	4%	6%	8%	58%	5%	12%	1%	1%	11%	4%	5%	4%	#DIV/0!	20%	17%	4%	7%	5%	8%	8%	6%	1%	4%	3%	1%	6%	5%	7%	8%	7%	3%	9%	8%	58%	5%	5%	#DIV/0!	12%	9%	44%	#DIV/0!	50%	#DIV/0!	#DIV/0!	#DIV/0!	#DIV/0!
STD OREAS45E	STD			2.4	779.3	18.1	48	0.3	490.6	57.7	554	23.87	17	2.4	13.3	16	<0.1	1.0	0.2	348	0.07	0.033	11.1	1026	0.15	251	0.540	6.97	0.056	0.34	0.9	92.9	24	1.3	7.1	6.2	0.5	1	93	6.5	<0.1	21.1	3.2	0.07	<0.005	4	<0.5	<0.5		
STD OREAS45E	STD			2.1	748.2	17.8	51	0.4	452.0	55.2	563	23.80	19	2.5	12.7	17	<0.1	1.0	0.4	313	0.07	0.032	10.1	909	0.18	252	0.527	6.62	0.069	0.33	1.0	93.2	23	1.5	7.7	5.8	0.5	<1	90	6.8	<0.1	20.2	2.7	0.13	<0.005	2	<0.5	<0.5		
Mean			#DIV/0!	2.3	763.8	18.0	49.5	0.4	471.3	56.5	558.5	23.8	18.0	2.5	13.0	16.5	#DIV/0!	1.0	0.3	330.5	0.1	0.0	10.6	967.5	0.2	251.5	0.5	6.8	0.1	0.3	1.0	93.1	23.5	1.4	7.4	6.0	0.5	1.0	91.5	6.7	#DIV/0!	20.7	3.0	0.1	#DIV/0!	3.0	#DIV/0!	#DIV/0!	#DIV/0!	#DIV/0!
Standard Deviation			0.00	0.21	21.99	0.21	2.12	0.07	27.29	1.77	6.36	0.05	1.41	0.07	0.42	0.71	0.00	0.00	0.14	24.75	0.00	0.00	0.71	82.73	0.02	0.71	0.01	0.25	0.01	0.01	0.07	0.21	0.71	0.14	0.42	0.28	0.00	0.71	2.12	0.21	0.00	0.64	0.35	0.04	0.00	1.41	0.00	0.00	0.00	0.00
%RSD			#DIV/0!	9%	3%	1%	4%	20%	6%	3%	1%	0%	8%	3%	3%	4%	#DIV/0!	0%	47%	7%	0%	2%	7%	9%	13%	0%	2%	4%	15%	2%	7%	0%	3%	10%	6%	5%	0%	71%	2%	3%	#DIV/0!	3%	12%	42%	#DIV/0!	47%	#DIV/0!	#DIV/0!	#DIV/0!	#DIV/0!
STD OREAS45EA	STD																																																0.02	
STD OREAS45EA	STD																																																0.02	
Mean			#DIV/0!	#DIV/0!	#DIV/0!	#DIV/0!	#DIV/0!	#DIV/0!	#DIV/0!	#DIV/0!	#DIV/0!	#DIV/0!	#DIV/0!	#DIV/0!	#DIV/0!	#DIV/0!	#DIV/0!	#DIV/0!	#DIV/0!	#DIV/0!	#DIV/0!	#DIV/0!	#DIV/0!	#DIV/0!	#DIV/0!	#DIV/0!	#DIV/0!	#DIV/0!	#DIV/0!	#DIV/0!	#DIV/0!	#DIV/0!	#DIV/0!	#DIV/0!	#DIV/0!	#DIV/0!	#DIV/0!	#DIV/0!	#DIV/0!	#DIV/0!	#DIV/0!	#DIV/0!	#DIV/0!	#DIV/0!	#DIV/0!	#DIV/0!	#DIV/0!	#DIV/0!	0.0	#DIV/0!
Standard Deviation			0.00	0.00	0.00	0.00	0.00	0.00	0.00	0.00	0.00	0.00	0.00	0.00	0.00	0.00	0.00	0.00	0.00	0.00	0.00	0.00	0.00	0.00	0.00	0.00	0.00	0.00	0.00	0.00	0.00	0.00	0.00	0.00	0.00	0.00	0.00	0.00	0.00	0.00	0.00	0.00	0.00	0.00	0.00	0.00	0.00	0.00	0.00	0.00
%RSD			#DIV/0!	#DIV/0!	#DIV/0!	#DIV/0!	#DIV/0!	#DIV/0!	#DIV/0!	#DIV/0!	#DIV/0!	#DIV/0!	#DIV/0!	#DIV/0!	#DIV/0!	#DIV/0!	#DIV/0!	#DIV/0!	#DIV/0!	#DIV/0!	#DIV/0!	#DIV/0!	#DIV/0!	#DIV/0!	#DIV/0!	#DIV/0!	#DIV/0!	#DIV/0!	#DIV/0!	#DIV/0!	#DIV/0!	#DIV/0!	#DIV/0!	#DIV/0!	#DIV/0!	#DIV/0!	#DIV/0!	#DIV/0!	#DIV/0!	#DIV/0!	#DIV/0!	#DIV/0!	#DIV/0!	#DIV/0!	#DIV/0!	#DIV/0!	#DIV/0!	#DIV/0!	0%	#DIV/0!
STD OXC145	STD		207																																															
STD OXC145	STD		216																																															
Mean			211.5	#DIV/0!	#DIV/0!	#DIV/0!	#DIV/0!	#DIV/0!	#DIV/0!	#DIV/0!	#DIV/0!	#DIV/0!	#DIV/0!	#DIV/0!	#DIV/0!	#DIV/0!	#DIV/0!	#DIV/0!	#DIV/0!	#DIV/0!	#DIV/0!	#DIV/0!	#DIV/0!	#DIV/0!	#DIV/0!	#DIV/0!	#DIV/0!	#DIV/0!	#DIV/0!	#DIV/0!	#DIV/0!	#DIV/0!	#DIV/0!	#DIV/0!	#DIV/0!	#DIV/0!	#DIV/0!	#DIV/0!	#DIV/0!	#DIV/0!	#DIV/0!	#DIV/0!	#DIV/0!	#DIV/0!	#DIV/0!	#DIV/0!	#DIV/0!	#DIV/0!	#DIV/0!	#DIV/0!
Standard Deviation			6.36	0.00	0.00	0.00	0.00	0.00	0.00	0.00	0.00	0.00	0.00	0.00	0.00	0.00	0.00	0.00	0.00	0.00	0.00	0.00	0.00	0.00	0.00	0.00	0.00	0.00	0.00	0.00	0.00	0.00	0.00	0.00	0.00	0.00	0.00	0.00	0.00	0.00	0.00	0.00	0.00	0.00	0.00	0.00	0.00	0.00	0.00	0.00
%RSD			3%	#DIV/0!	#DIV/0!	#DIV/0!	#DIV/0!	#DIV/0!	#DIV/0!	#DIV/0!	#DIV/0!	#DIV/0!	#DIV/0!	#DIV/0!	#DIV/0!	#DIV/0!	#DIV/0!	#DIV/0!	#DIV/0!	#DIV/0!	#DIV/0!	#DIV/0!	#DIV/0!	#DIV/0!	#DIV/0!	#DIV/0!	#DIV/0!	#DIV/0!	#DIV/0!	#DIV/0!	#DIV/0!	#DIV/0!	#DIV/0!	#DIV/0!	#DIV/0!	#DIV/0!	#DIV/0!	#DIV/0!	#DIV/0!	#DIV/0!	#DIV/0!	#DIV/0!	#DIV/0!	#DIV/0!	#DIV/0!	#DIV/0!	#DIV/0!	#DIV/0!	#DIV/0!	#DIV/0!
STD OXH139	STD		1381																																															
STD OXH139	STD		1379																																															
Mean			1380.0	#DIV/0!	#DIV/0!	#DIV/0!	#DIV/0!	#DIV/0!	#DIV/0!	#DIV/0!	#DIV/0!	#DIV/0!	#DIV/0!	#DIV/0!	#DIV/0!	#DIV/0!	#DIV/0!	#DIV/0!	#DIV/0!	#DIV/0!	#DIV/0!	#DIV/0!	#DIV/0!	#DIV/0!	#DIV/0!	#DIV/0!	#DIV/0!	#DIV/0!	#DIV/0!	#DIV/0!	#DIV/0!	#DIV/0!	#DIV/0!	#DIV/0!	#DIV/0!	#DIV/0!	#DIV/0!	#DIV/0!	#DIV/0!	#DIV/0!	#DIV/0!	#DIV/0!	#DIV/0!	#DIV/0!	#DIV/0!	#DIV/0!	#DIV/0!	#DIV/0!	#DIV/0!	#DIV/0!
Standard Deviation			1.41	0.00	0.00	0.00	0.00	0.00	0.00	0.00	0.00	0.00	0.00	0.00	0.00	0.00	0.00	0.00	0.00	0.00	0.00	0.00	0.00	0.00	0.00	0.00	0.00	0.00	0.00	0.00	0.00	0.00	0.00	0.00	0.00	0.00	0.00	0.00	0.00	0.00	0.00	0.00	0.00	0.00	0.00	0.00	0.00	0.00	0.00	0.00
%RSD			0%	#DIV/0!	#DIV/0!	#DIV/0!	#DIV/0!	#DIV/0!	#DIV/0!	#DIV/0!	#DIV/0!	#DIV/0!	#DIV/0!	#DIV/0!	#DIV/0!	#DIV/0!	#DIV/0!	#DIV/0!	#DIV/0!	#DIV/0!	#DIV/0!	#DIV/0!	#DIV/0!	#DIV/0!	#DIV/0!	#DIV/0!	#DIV/0!	#DIV/0!	#DIV/0!	#DIV/0!	#DIV/0!	#DIV/0!	#DIV/0!	#DIV/0!	#DIV/0!	#DIV/0!	#DIV/0!	#DIV/0!	#DIV/0!	#DIV/0!	#DIV/0!	#DIV/0!	#DIV/0!	#DIV/0!	#DIV/0!	#DIV/0!	#DIV/0!	#DIV/0!	#DIV/0!	#DIV/0!
BLK	BLK		<2																																															
BLK	BLK		<2																																															
BLK	BLK		<2																																															
BLK	BLK		<2																																															
BLK	BLK																																																<0.01	
BLK	BLK			<0.1	<0.1	<0.1	<1	<0.1	<0.1	<0.2	1	<0.01	<1	<0.1	<0.1	<1	<0.1	<0.1	<0.1	<1	<0.01	<0.001	<0.1	<1	<0.01	<1	<0.001	<0.01	0.003	<0.01	<0.1	<0.1	<1	<0.1	<0.1	<0.1	<0.1	<1	<1	<0.1	<0.1	<0.1	<0.1	<0.05	<0.005	2	<0.5	<0.5		
BLK	BLK			<0.1	<0.1	<0.1	<1	<0.1	0.3	0.8	<1	<0.01	3	<0.1	<0.1	<1	<0.1	<0.1	<0.1	<1	<0.01	<0.001	<0.1	<1	<0.01	<1	<0.001	<0.01	<0.001	<0.01	<0.1	<0.1	<1	<0.1	<0.1	<0.1	<0.1	<1	<1	<0.1	<0.1	<0.1	<0.1	<0.05	<0.005	<1	<0.5	<0.5		
BLK	BLK																																																<0.01	
BLK	BLK			<0.1	<0.1	<0.1	<1	<0.1	0.2	<0.2	<1	<0.01	<1	<0.1	<0.1	<1	<0.1	<0.1	<0.1	<1	<0.01	<0.001	<0.1	1	<0.01	<1	<0.001	<0.01	<0.001	<0.01	<0.1	<0.1	<1	<0.1	<0.1	<0.1	<0.1	<1	<1	<0.1	<0.1	<0.1	<0.1	<0.05	<0.005	<1	<0.5	<0.5		
Mean			#DIV/0!	#DIV/0!	#DIV/0!	#DIV/0!	#DIV/0!	#DIV/0!	0.3	0.8	1.0	#DIV/0!	3.0	#DIV/0!	#DIV/0!	#DIV/0!	#DIV/0!	#DIV/0!	#DIV/0!	#DIV/0!	#DIV/0!	#DIV/0!	#DIV/0!	1.0	#DIV/0!	#DIV/0!	#DIV/0!	#DIV/0!	0.0	#DIV/0!	#DIV/0!	#DIV/0!	#DIV/0!	#DIV/0!	#DIV/0!	#DIV/0!	#DIV/0!	#DIV/0!	#DIV/0!	#DIV/0!	#DIV/0!	#DIV/0!	#DIV/0!	#DIV/0!	#DIV/0!	2.0	#DIV/0!	#DIV/0!	#DIV/0!	#DIV/0!
Standard Deviation			0.00	0.00	0.00	0.00	0.00	0.00	0.11	0.27	0.33	0.00	1.00	0.00	0.00	0.00	0.00	0.00	0.00	0.00	0.00	0.00	0.00	0.33	0.00	0.00	0.00	0.00	0.00	0.00	0.00	0.00	0.00	0.00	0.00	0.00	0.00	0.00	0.00	0.00	0.00	0.00	0.00	0.00	0.00	0.67	0.00	0.00	0.00	0.00
%RSD			#DIV/0!	#DIV/0!	#DIV/0!	#DIV/0!	#DIV/0!	#DIV/0!	45%	33%	33%	#DIV/0!	33%	#DIV/0!	#DIV/0!	#DIV/0!	#DIV/0!	#DIV/0!	#DIV/0!	#DIV/0!	#DIV/0!	#DIV/0!	#DIV/0!	33%	#DIV/0!	#DIV/0!	#DIV/0!	#DIV/0!	33%	#DIV/0!	#DIV/0!	#DIV/0!	#DIV/0!	#DIV/0!	#DIV/0!	#DIV/0!	#DIV/0!	#DIV/0!	#DIV/0!	#DIV/0!	#DIV/0!	#DIV/0!	#DIV/0!	#DIV/0!	#DIV/0!	33%	#DIV/0!	#DIV/0!	#DIV/0!	#DIV/0!
Prep Wash																																																		
ROCK-WHI	Prep Blank		<2	0.9	3.9	10.5	40	<0.1	1.9	3.8	824	2.16	3	1.2	2.7	212	<0.1	1.3	<0.1	35	1.62	0.039	12.0	3	0.53	769	0.185	7.18	3.384	1.38	0.3	47.9	26	0.9	15.1	5.0	0.3	<1	8	2.2	<0.1	25.3	1.5	<0.05	<0.005	<1	<0.5	<0.5	0.01	
ROCK-WHI	Prep Blank		<2	0.8	3.7	6.3	44	<0.1	1.3	4.5	758	2.15	<1	1.1	2.5	217	0.1	0.3	<0.1	37	1.69	0.039	12.6	3	0.51	726	0.196	7.08	3.405	1.50	0.4	49.9	26	0.7	16.1	5.0	0.3	1	7	2.0	<0.1	25.2	1.6	<0.05	<0.005	<1	<0.5	<0.5	<0.01	
Percent Difference			#VALUE!	12%	5%	50%	10%	#VALUE!	38%	17%	8%	0%	#VALUE!	9%	8%	2%	#VALUE!	125%	#VALUE!	6%	4%	0%	5%	0%	4%	6%	6%	1%	1%	8%	29%	4%	0%	25%	6%	0%	0%	#VALUE!	13%	10%	#VALUE!	0%	6%	#VALUE!	#VALUE!	#VALUE!	#VALUE!	#VALUE!	#VALUE!	#VALUE!

Bureau Veritas Commodities Canada Ltd. **Final Report**

Client:	Goldstrike Resources Ltd.
File Created:	18-Oct-2018
Job Number:	WHI18000264
Number of Samples:	84
Project:	LUC
Shipment ID:	DDLS-18-02
P.O. Number:	
Received:	04-Jul-2018

Method		WGHT	FA350	MA200	MA200	MA200	MA200	MA200	MA200	MA200	MA200	MA200	MA200	MA200	MA200	MA200	MA200	MA200	MA200	MA200	MA200	MA200	MA200	MA200
Analyte		Wgt	Au	Mo	Cu	Pb	Zn	Ag	Ni	Co	Mn	Fe	As	U	Th	Sr	Cd	Sb	Bi	V	Ca	P	La	Cr
Unit		KG	PPB	PPM	PPM	PPM	PPM	PPM	PPM	PPM	PPM	%	PPM	PPM	PPM	PPM	PPM	PPM	PPM	PPM	%	%	PPM	PPM
MDL		0.01	2	0.1	0.1	0.1	1	0.1	0.1	0.2	1	0.01	1	0.1	0.1	1	0.1	0.1	0.1	1	0.01	0.001	0.1	1
Sample	**Type**																							
Pulp Duplicates																								
1472069	Drill Core	3.87	<2	3.0	112.0	3.8	41	0.2	3.7	20.2	512	2.73	26	0.4	3.7	158	<0.1	0.8	<0.1	72	3.02	0.038	10.3	5
1472069	REP			2.9	111.8	3.7	40	0.2	3.6	20.3	518	2.70	26	0.4	3.5	157	<0.1	0.7	<0.1	71	2.96	0.040	9.9	5
Percent Difference			#VALUE!	3%	0%	3%	2%	0%	3%	0%	1%	1%	0%	0%	6%	1%	#VALUE!	13%	#VALUE!	1%	2%	5%	4%	0%
1472130	Drill Core	3.65	<2	1.6	16.6	5.0	45	<0.1	14.6	10.3	548	3.01	3	1.2	6.4	159	<0.1	0.2	<0.1	66	2.03	0.038	17.8	34
1472130	REP			1.7	17.1	5.0	49	<0.1	15.7	10.9	570	3.09	3	1.2	6.7	155	<0.1	0.2	<0.1	67	2.05	0.039	17.7	39
Percent Difference			#VALUE!	6%	3%	0%	9%	#VALUE!	7%	6%	4%	3%	0%	0%	5%	3%	#VALUE!	0%	#VALUE!	2%	1%	3%	1%	14%
1472103	Drill Core	4.23	63	1.6	27.0	5.0	46	1.3	4.4	11.1	787	3.69	6	0.5	3.4	224	0.2	0.9	<0.1	98	2.45	0.066	13.3	5
1472103	REP			1.7	29.3	5.1	46	1.3	4.8	11.2	804	3.80	6	0.5	3.3	226	<0.1	0.9	<0.1	105	2.53	0.069	12.8	5
Percent Difference			#VALUE!	6%	8%	2%	0%	0%	9%	1%	2%	3%	0%	0%	3%	1%	#VALUE!	0%	#VALUE!	7%	3%	4%	4%	0%
1472058	Drill Core	3.91	113	0.8	37.1	3.9	26	0.4	5.9	9.6	507	2.79	4	0.3	4.1	134	0.3	0.6	<0.1	72	2.24	0.035	12.4	5
1472058	REP																							
Percent Difference			#VALUE!	#VALUE!	#VALUE!	#VALUE!	#VALUE!	#VALUE!	#VALUE!	#VALUE!	#VALUE!	#VALUE!	#VALUE!	#VALUE!	#VALUE!	#VALUE!	#VALUE!	#VALUE!	#VALUE!	#VALUE!	#VALUE!	#VALUE!	#VALUE!	#VALUE!
1472067	Drill Core	4.06	8	2.7	17.9	3.0	36	0.2	3.6	13.2	551	2.76	3	0.3	2.7	166	<0.1	0.6	<0.1	74	2.82	0.043	11.9	5
1472067	REP		6																					
Percent Difference			29%	#VALUE!	#VALUE!	#VALUE!	#VALUE!	#VALUE!	#VALUE!	#VALUE!	#VALUE!	#VALUE!	#VALUE!	#VALUE!	#VALUE!	#VALUE!	#VALUE!	#VALUE!	#VALUE!	#VALUE!	#VALUE!	#VALUE!	#VALUE!	#VALUE!
1472099	Drill Core	4.41	427	3.3	39.8	5.6	42	2.2	4.2	13.0	984	3.61	4	0.5	3.0	140	<0.1	1.0	<0.1	86	2.55	0.039	11.4	5
1472099	REP		407																					
Percent Difference			5%	#VALUE!	#VALUE!	#VALUE!	#VALUE!	#VALUE!	#VALUE!	#VALUE!	#VALUE!	#VALUE!	#VALUE!	#VALUE!	#VALUE!	#VALUE!	#VALUE!	#VALUE!	#VALUE!	#VALUE!	#VALUE!	#VALUE!	#VALUE!	#VALUE!
1472127	Drill Core	3.82	<2	3.0	21.1	5.0	60	<0.1	38.4	32.6	1256	6.73	6	1.2	0.5	283	<0.1	0.3	0.1	317	6.49	0.055	9.4	77
1472127	REP		2																					
Percent Difference			#VALUE!	#VALUE!	#VALUE!	#VALUE!	#VALUE!	#VALUE!	#VALUE!	#VALUE!	#VALUE!	#VALUE!	#VALUE!	#VALUE!	#VALUE!	#VALUE!	#VALUE!	#VALUE!	#VALUE!	#VALUE!	#VALUE!	#VALUE!	#VALUE!	#VALUE!
1472126	Rock Pulp	0.09	485	53.7	>10000.0	942.5	>10000	61.7	18.2	5.1	695	12.23	106	4.7	0.2	54	238.7	52.2	12.3	40	1.65	0.038	2.3	18
1472126	REP																							
Percent Difference			#VALUE!	#VALUE!	#VALUE!	#VALUE!	#VALUE!	#VALUE!	#VALUE!	#VALUE!	#VALUE!	#VALUE!	#VALUE!	#VALUE!	#VALUE!	#VALUE!	#VALUE!	#VALUE!	#VALUE!	#VALUE!	#VALUE!	#VALUE!	#VALUE!	#VALUE!
1472112	Drill Core	3.44	604	5.2	42.7	10.3	40	1.0	4.9	14.5	456	2.16	25	1.1	3.0	431	0.1	3.0	<0.1	63	1.77	0.033	13.2	7
1472112	REP		704																					
Percent Difference			15%	#VALUE!	#VALUE!	#VALUE!	#VALUE!	#VALUE!	#VALUE!	#VALUE!	#VALUE!	#VALUE!	#VALUE!	#VALUE!	#VALUE!	#VALUE!	#VALUE!	#VALUE!	#VALUE!	#VALUE!	#VALUE!	#VALUE!	#VALUE!	#VALUE!
1472091	Drill Core	5.07	148	2.2	21.2	5.9	41	0.2	4.8	9.7	651	2.98	7	0.5	6.0	191	0.2	2.5	<0.1	98	3.17	0.051	16.9	5
1472091	REP																							
Percent Difference			#VALUE!	#VALUE!	#VALUE!	#VALUE!	#VALUE!	#VALUE!	#VALUE!	#VALUE!	#VALUE!	#VALUE!	#VALUE!	#VALUE!	#VALUE!	#VALUE!	#VALUE!	#VALUE!	#VALUE!	#VALUE!	#VALUE!	#VALUE!	#VALUE!	#VALUE!
Preparation Duplicates																								
1472077	Drill Core	2.48	554	13.0	18.2	3.9	22	1.0	2.5	4.9	226	1.48	9	0.3	5.0	109	0.1	4.4	<0.1	30	2.37	0.017	24.6	3
1472077	DUP		354	14.4	17.2	3.7	21	1.0	2.5	4.7	224	1.41	8	0.3	4.8	104	0.1	3.9	<0.1	29	2.35	0.015	24.1	2
Percent Difference			44%	10%	6%	5%	5%	0%	0%	4%	1%	5%	12%	0%	4%	5%	0%	12%	#VALUE!	3%	1%	13%	2%	40%
1472111	Drill Core	4.77	107	3.1	11.1	9.0	39	0.2	4.1	14.5	876	2.33	17	1.1	4.1	460	<0.1	2.2	<0.1	46	3.13	0.025	12.2	6
1472111	DUP		91	3.2	10.1	9.7	46	0.2	4.0	14.4	852	2.38	17	1.1	4.2	439	0.1	2.4	<0.1	48	3.30	0.028	12.9	7
Percent Difference			16%	3%	9%	7%	16%	0%	2%	1%	3%	2%	0%	0%	2%	5%	#VALUE!	9%	#VALUE!	4%	5%	11%	6%	15%
Reference Materials																								
STD OREAS25A-4A	STD			2.2	29.0	23.2	38	<0.1	42.5	7.4	439	6.21	9	2.6	14.9	43	<0.1	0.5	0.3	150	0.30	0.046	21.0	112
STD AGPROOF	STD																							
STD DS11	STD																							
STD DS11	STD																							
STD DS11	STD																							
Mean			#DIV/0!	#DIV/0!	#DIV/0!	#DIV/0!	#DIV/0!	#DIV/0!	#DIV/0!	#DIV/0!	#DIV/0!	#DIV/0!	#DIV/0!	#DIV/0!	#DIV/0!	#DIV/0!	#DIV/0!	#DIV/0!	#DIV/0!	#DIV/0!	#DIV/0!	#DIV/0!	#DIV/0!	#DIV/0!
Standard Deviation			0.00	0.00	0.00	0.00	0.00	0.00	0.00	0.00	0.00	0.00	0.00	0.00	0.00	0.00	0.00	0.00	0.00	0.00	0.00	0.00	0.00	0.00
%RSD			#DIV/0!	#DIV/0!	#DIV/0!	#DIV/0!	#DIV/0!	#DIV/0!	#DIV/0!	#DIV/0!	#DIV/0!	#DIV/0!	#DIV/0!	#DIV/0!	#DIV/0!	#DIV/0!	#DIV/0!	#DIV/0!	#DIV/0!	#DIV/0!	#DIV/0!	#DIV/0!	#DIV/0!	#DIV/0!
STD OREAS25A-4A	STD			2.7	34.3	27.1	46	<0.1	49.5	8.2	535	6.66	11	3.1	17.4	48	<0.1	0.5	0.4	165	0.28	0.052	21.4	122
STD OREAS25A-4A	STD			2.8	32.2	26.0	43	<0.1	47.9	8.8	537	6.64	10	3.1	17.6	51	<0.1	0.6	0.3	161	0.30	0.042	23.5	120
Mean			#DIV/0!	2.8	33.3	26.6	44.5	#DIV/0!	48.7	8.5	536.0	6.7	10.5	3.1	17.5	49.5	#DIV/0!	0.6	0.4	163.0	0.3	0.0	22.5	121.0
Standard Deviation			0.00	0.07	1.48	0.78	2.12	0.00	1.13	0.42	1.41	0.01	0.71	0.00	0.14	2.12	0.00	0.07	0.07	2.83	0.01	0.01	1.48	1.41
%RSD			#DIV/0!	3%	4%	3%	5%	#DIV/0!	2%	5%	0%	0%	7%	0%	1%	4%	#DIV/0!	13%	20%	2%	5%	15%	7%	1%
STD OREAS45E	STD			2.2	746.2	16.4	42	0.3	472.6	57.0	522	22.27	15	2.2	11.4	14	<0.1	0.8	0.2	322	0.07	0.034	10.0	1011
STD OREAS45E	STD			2.5	752.8	19.0	45	0.3	465.5	61.8	530	23.15	16	2.6	13.1	16	<0.1	1.1	0.3	323	0.06	0.031	9.9	994
STD OREAS45E	STD			2.4	785.8	18.5	52	0.3	466.2	59.1	574	22.23	16	2.5	13.6	16	<0.1	1.1	0.3	323	0.06	0.029	12.2	956
Mean			#DIV/0!	2.4	761.6	18.0	46.3	0.3	468.1	59.3	542.0	22.6	15.7	2.4	12.7	15.3	#DIV/0!	1.0	0.3	322.7	0.1	0.0	10.7	987.0
Standard Deviation			0.00	0.15	21.22	1.38	5.13	0.00	3.91	2.41	28.00	0.52	0.58	0.21	1.15	1.15	0.00	0.17	0.06	0.58	0.01	0.00	1.30	28.16
%RSD			#DIV/0!	6%	3%	8%	11%	0%	1%	4%	5%	2%	4%	9%	9%	8%	#DIV/0!	17%	22%	0%	9%	8%	12%	3%
STD OREAS45EA	STD																							
STD OREAS45EA	STD																							
STD OREAS45EA	STD																							
Mean			#DIV/0!	#DIV/0!	#DIV/0!	#DIV/0!	#DIV/0!	#DIV/0!	#DIV/0!	#DIV/0!	#DIV/0!	#DIV/0!	#DIV/0!	#DIV/0!	#DIV/0!	#DIV/0!	#DIV/0!	#DIV/0!	#DIV/0!	#DIV/0!	#DIV/0!	#DIV/0!	#DIV/0!	#DIV/0!
Standard Deviation			0.00	0.00	0.00	0.00	0.00	0.00	0.00	0.00	0.00	0.00	0.00	0.00	0.00	0.00	0.00	0.00	0.00	0.00	0.00	0.00	0.00	0.00
%RSD			#DIV/0!	#DIV/0!	#DIV/0!	#DIV/0!	#DIV/0!	#DIV/0!	#DIV/0!	#DIV/0!	#DIV/0!	#DIV/0!	#DIV/0!	#DIV/0!	#DIV/0!	#DIV/0!	#DIV/0!	#DIV/0!	#DIV/0!	#DIV/0!	#DIV/0!	#DIV/0!	#DIV/0!	#DIV/0!
STD OXC145	STD		210																					
STD OXC145	STD		217																					
STD OXC145	STD		205																					
STD OXC145	STD		224																					
Mean			214.0	#DIV/0!	#DIV/0!	#DIV/0!	#DIV/0!	#DIV/0!	#DIV/0!	#DIV/0!	#DIV/0!	#DIV/0!	#DIV/0!	#DIV/0!	#DIV/0!	#DIV/0!	#DIV/0!	#DIV/0!	#DIV/0!	#DIV/0!	#DIV/0!	#DIV/0!	#DIV/0!	#DIV/0!
Standard Deviation			8.29	0.00	0.00	0.00	0.00	0.00	0.00	0.00	0.00	0.00	0.00	0.00	0.00	0.00	0.00	0.00	0.00	0.00	0.00	0.00	0.00	0.00
%RSD			4%	#DIV/0!	#DIV/0!	#DIV/0!	#DIV/0!	#DIV/0!	#DIV/0!	#DIV/0!	#DIV/0!	#DIV/0!	#DIV/0!	#DIV/0!	#DIV/0!	#DIV/0!	#DIV/0!	#DIV/0!	#DIV/0!	#DIV/0!	#DIV/0!	#DIV/0!	#DIV/0!	#DIV/0!
STD OXH139	STD		1332																					
STD OXH139	STD		1315																					
Mean			1323.5	#DIV/0!	#DIV/0!	#DIV/0!	#DIV/0!	#DIV/0!	#DIV/0!	#DIV/0!	#DIV/0!	#DIV/0!	#DIV/0!	#DIV/0!	#DIV/0!	#DIV/0!	#DIV/0!	#DIV/0!	#DIV/0!	#DIV/0!	#DIV/0!	#DIV/0!	#DIV/0!	#DIV/0!
Standard Deviation			12.02	0.00	0.00	0.00	0.00	0.00	0.00	0.00	0.00	0.00	0.00	0.00	0.00	0.00	0.00	0.00	0.00	0.00	0.00	0.00	0.00	0.00
%RSD			1%	#DIV/0!	#DIV/0!	#DIV/0!	#DIV/0!	#DIV/0!	#DIV/0!	#DIV/0!	#DIV/0!	#DIV/0!	#DIV/0!	#DIV/0!	#DIV/0!	#DIV/0!	#DIV/0!	#DIV/0!	#DIV/0!	#DIV/0!	#DIV/0!	#DIV/0!	#DIV/0!	#DIV/0!
STD OXQ114	STD																							
STD SP49	STD																							
BLK	BLK			<0.1	<0.1	<0.1	<1	<0.1	<0.1	<0.2	<1	<0.01	<1	<0.1	<0.1	<1	<0.1	<0.1	<0.1	<1	<0.01	<0.001	<0.1	<1
BLK	BLK			<0.1	<0.1	<0.1	<1	<0.1	<0.1	<0.2	<1	<0.01	<1	<0.1	<0.1	<1	<0.1	<0.1	<0.1	<1	<0.01	<0.001	<0.1	<1
BLK	BLK			<0.1	0.5	<0.1	<1	<0.1	<0.1	<0.2	<1	<0.01	<1	<0.1	<0.1	<1	<0.1	<0.1	<0.1	<1	<0.01	<0.001	<0.1	1
BLK	BLK																							
BLK	BLK		<2																					
BLK	BLK		<2																					
BLK	BLK		<2																					
BLK	BLK		<2																					
BLK	BLK		<2																					
BLK	BLK																							
BLK	BLK		<2																					
BLK	BLK																							
BLK	BLK																							
Mean			#DIV/0!	#DIV/0!	0.5	#DIV/0!	#DIV/0!	#DIV/0!	#DIV/0!	#DIV/0!	#DIV/0!	#DIV/0!	#DIV/0!	#DIV/0!	#DIV/0!	#DIV/0!	#DIV/0!	#DIV/0!	#DIV/0!	#DIV/0!	#DIV/0!	#DIV/0!	#DIV/0!	1.0
Standard Deviation			0.00	0.00	0.14	0.00	0.00	0.00	0.00	0.00	0.00	0.00	0.00	0.00	0.00	0.00	0.00	0.00	0.00	0.00	0.00	0.00	0.00	0.28
%RSD			#DIV/0!	#DIV/0!	28%	#DIV/0!	#DIV/0!	#DIV/0!	#DIV/0!	#DIV/0!	#DIV/0!	#DIV/0!	#DIV/0!	#DIV/0!	#DIV/0!	#DIV/0!	#DIV/0!	#DIV/0!	#DIV/0!	#DIV/0!	#DIV/0!	#DIV/0!	#DIV/0!	28%
Prep Wash																								
ROCK-WHI	Prep Blank		<2	1.8	3.2	2.9	40	<0.1	0.8	3.9	700	1.97	2	1.3	2.9	190	<0.1	0.1	<0.1	29	1.45	0.039	13.1	1
ROCK-WHI	Prep Blank		<2	1.2	4.0	2.9	38	<0.1	0.9	3.8	632	1.92	2	1.2	2.8	177	<0.1	<0.1	<0.1	29	1.37	0.039	12.0	1
Percent Difference			#VALUE!	40%	22%	0%	5%	#VALUE!	12%	3%	10%	3%	0%	8%	4%	7%	#VALUE!	#VALUE!	#VALUE!	0%	6%	0%	9%	0%

Method		MA200	MA200	MA200	MA200	MA200	MA200	MA200	MA200	MA200	MA200	MA200	MA200	MA200	MA200	MA200	MA200	MA200	MA200	MA200	MA200	MA200	MA200	MA200	MA200	AQ200	FA550
Analyte		Mg	Ba	Ti	Al	Na	K	W	Zr	Ce	Sn	Y	Nb	Ta	Be	Sc	Li	S	Rb	Hf	In	Re	Se	Te	Tl	Hg	Au
Unit		%	PPM	%	%	%	%	PPM	PPM	PPM	PPM	PPM	PPM	PPM	PPM	PPM	PPM	%	PPM	PPM	PPM	PPM	PPM	PPM	PPM	PPM	GM/T
MDL		0.01	1	0.001	0.01	0.001	0.01	0.1	0.1	1	0.1	0.1	0.1	0.1	1	1	0.1	0.1	0.1	0.1	0.05	0.005	1	0.5	0.5	0.01	0.9
Sample	**Type**																										
Pulp Duplicates																											
1472069	Drill Core	0.63	238	0.208	6.45	1.983	1.11	0.6	4.4	23	1.1	10.8	3.0	0.2	<1	10	12.9	<0.1	25.8	0.2	0.07	<0.005	<1	0.7	<0.5	<0.01	
1472069	REP	0.62	232	0.208	6.43	1.949	1.09	0.6	4.5	22	1.2	10.5	3.0	0.2	<1	10	14.8	<0.1	25.3	0.2	<0.05	<0.005	<1	<0.5	<0.5		
Percent Difference		2%	3%	0%	0%	2%	2%	0%	2%	4%	9%	3%	0%	0%	#VALUE!	0%	14%	#VALUE!	2%	0%	#VALUE!	#VALUE!	#VALUE!	#VALUE!	#VALUE!	#VALUE!	
1472130	Drill Core	1.28	729	0.295	6.52	2.980	1.13	0.1	15.3	35	2.0	18.7	7.7	0.5	1	11	8.0	<0.1	33.0	0.5	0.11	<0.005	<1	<0.5	<0.5	0.02	
1472130	REP	1.31	707	0.280	6.60	3.029	1.10	0.2	15.3	38	1.9	19.0	8.2	0.5	1	11	8.2	<0.1	32.2	0.5	0.09	<0.005	<1	<0.5	<0.5		
Percent Difference		2%	3%	5%	1%	2%	3%	67%	0%	8%	5%	2%	6%	0%	0%	0%	2%	#VALUE!	2%	0%	20%	#VALUE!	#VALUE!	#VALUE!	#VALUE!	#VALUE!	
1472103	Drill Core	0.77	236	0.213	7.51	2.305	1.23	2.3	6.5	30	0.9	11.0	4.3	0.3	1	13	19.4	<0.1	25.0	0.3	0.06	<0.005	<1	<0.5	<0.5	0.04	
1472103	REP	0.79	240	0.226	7.62	2.397	1.24	2.4	6.4	30	0.8	11.0	4.7	0.3	<1	14	20.8	<0.1	24.0	0.3	<0.05	<0.005	<1	<0.5	<0.5		
Percent Difference		3%	2%	6%	1%	4%	1%	4%	2%	0%	12%	0%	9%	0%	#VALUE!	7%	7%	#VALUE!	4%	0%	#VALUE!	#VALUE!	#VALUE!	#VALUE!	#VALUE!	#VALUE!	
1472058	Drill Core	0.34	145	0.130	7.61	4.555	0.75	2.9	10.7	25	0.3	3.9	1.0	<0.1	<1	8	8.9	<0.1	12.0	0.4	<0.05	<0.005	<1	0.6	<0.5	0.02	
1472058	REP																									0.02	
Percent Difference		#VALUE!	#VALUE!	#VALUE!	#VALUE!	#VALUE!	#VALUE!	#VALUE!	#VALUE!	#VALUE!	#VALUE!	#VALUE!	#VALUE!	#VALUE!	#VALUE!	#VALUE!	#VALUE!	#VALUE!	#VALUE!	#VALUE!	#VALUE!	#VALUE!	#VALUE!	#VALUE!	#VALUE!	0%	
1472067	Drill Core	0.56	231	0.191	6.73	2.776	1.18	1.7	4.4	26	0.8	8.0	2.5	0.1	<1	12	10.5	<0.1	26.9	0.2	<0.05	<0.005	<1	<0.5	<0.5	<0.01	
1472067	REP																										
Percent Difference		#VALUE!	#VALUE!	#VALUE!	#VALUE!	#VALUE!	#VALUE!	#VALUE!	#VALUE!	#VALUE!	#VALUE!	#VALUE!	#VALUE!	#VALUE!	#VALUE!	#VALUE!	#VALUE!	#VALUE!	#VALUE!	#VALUE!	#VALUE!	#VALUE!	#VALUE!	#VALUE!	#VALUE!	#VALUE!	
1472099	Drill Core	0.89	542	0.143	6.93	2.945	0.67	3.9	8.9	22	0.6	6.0	1.5	<0.1	<1	13	13.8	<0.1	12.8	0.3	<0.05	<0.005	<1	1.6	<0.5	0.03	
1472099	REP																										
Percent Difference		#VALUE!	#VALUE!	#VALUE!	#VALUE!	#VALUE!	#VALUE!	#VALUE!	#VALUE!	#VALUE!	#VALUE!	#VALUE!	#VALUE!	#VALUE!	#VALUE!	#VALUE!	#VALUE!	#VALUE!	#VALUE!	#VALUE!	#VALUE!	#VALUE!	#VALUE!	#VALUE!	#VALUE!	#VALUE!	
1472127	Drill Core	2.49	354	0.834	6.66	1.113	0.82	0.7	9.5	19	1.6	25.4	2.3	0.1	1	35	14.3	<0.1	37.9	0.6	0.07	<0.005	1	0.9	<0.5	0.02	
1472127	REP																										
Percent Difference		#VALUE!	#VALUE!	#VALUE!	#VALUE!	#VALUE!	#VALUE!	#VALUE!	#VALUE!	#VALUE!	#VALUE!	#VALUE!	#VALUE!	#VALUE!	#VALUE!	#VALUE!	#VALUE!	#VALUE!	#VALUE!	#VALUE!	#VALUE!	#VALUE!	#VALUE!	#VALUE!	#VALUE!	#VALUE!	
1472126	Rock Pulp	2.34	42	0.032	3.82	0.519	0.74	0.5	30.4	7	3.4	4.8	0.4	<0.1	<1	8	7.2	>10.0	10.9	1.0	9.33	0.011	3	8.3	2.7	2.62	
1472126	REP																									2.53	
Percent Difference		#VALUE!	#VALUE!	#VALUE!	#VALUE!	#VALUE!	#VALUE!	#VALUE!	#VALUE!	#VALUE!	#VALUE!	#VALUE!	#VALUE!	#VALUE!	#VALUE!	#VALUE!	#VALUE!	#VALUE!	#VALUE!	#VALUE!	#VALUE!	#VALUE!	#VALUE!	#VALUE!	#VALUE!	3%	
1472112	Drill Core	0.66	1983	0.204	7.06	0.057	1.58	4.2	7.4	25	0.6	8.3	2.1	0.1	1	11	35.2	<0.1	38.7	0.3	<0.05	<0.005	<1	0.7	<0.5	0.14	
1472112	REP																										
Percent Difference		#VALUE!	#VALUE!	#VALUE!	#VALUE!	#VALUE!	#VALUE!	#VALUE!	#VALUE!	#VALUE!	#VALUE!	#VALUE!	#VALUE!	#VALUE!	#VALUE!	#VALUE!	#VALUE!	#VALUE!	#VALUE!	#VALUE!	#VALUE!	#VALUE!	#VALUE!	#VALUE!	#VALUE!	#VALUE!	
1472091	Drill Core	0.97	1136	0.188	7.10	0.028	1.07	8.9	7.1	32	0.6	8.6	2.5	0.1	<1	11	43.1	<0.1	24.2	0.3	<0.05	<0.005	<1	<0.5	<0.5	<0.01	
1472091	REP																									<0.01	
Percent Difference		#VALUE!	#VALUE!	#VALUE!	#VALUE!	#VALUE!	#VALUE!	#VALUE!	#VALUE!	#VALUE!	#VALUE!	#VALUE!	#VALUE!	#VALUE!	#VALUE!	#VALUE!	#VALUE!	#VALUE!	#VALUE!	#VALUE!	#VALUE!	#VALUE!	#VALUE!	#VALUE!	#VALUE!	#VALUE!	
Preparation Duplicates																											
1472077	Drill Core	0.38	145	0.080	5.27	0.021	0.73	4.8	8.0	43	0.4	4.8	1.8	0.1	<1	4	42.0	<0.1	14.1	0.4	<0.05	<0.005	<1	0.9	<0.5	0.03	
1472077	DUP	0.35	145	0.078	5.11	0.019	0.67	4.4	7.5	44	0.2	4.3	1.7	0.2	<1	3	37.7	<0.1	13.2	0.3	<0.05	<0.005	<1	1.0	<0.5	0.02	
Percent Difference		8%	0%	3%	3%	10%	9%	9%	6%	2%	67%	11%	6%	67%	#VALUE!	29%	11%	#VALUE!	7%	29%	#VALUE!	#VALUE!	#VALUE!	11%	#VALUE!	40%	
1472111	Drill Core	0.72	1550	0.125	5.69	0.022	0.96	3.4	22.1	21	0.8	7.1	2.3	0.1	<1	6	34.4	<0.1	23.5	0.6	<0.05	<0.005	<1	0.6	<0.5	0.03	
1472111	DUP	0.74	1495	0.127	5.76	0.024	0.99	3.5	20.3	22	0.7	7.6	2.3	0.1	<1	7	37.4	<0.1	24.4	0.6	<0.05	<0.005	<1	0.6	<0.5	0.03	
Percent Difference		3%	4%	2%	1%	9%	3%	3%	8%	5%	13%	7%	0%	0%	#VALUE!	15%	8%	#VALUE!	4%	0%	#VALUE!	#VALUE!	#VALUE!	0%	#VALUE!	0%	
Reference Materials																											
STD OREAS25A-4A	STD	0.30	144	0.890	8.71	0.122	0.48	1.9	143.8	46	3.7	9.1	18.0	1.4	<1	12	36.3	<0.1	59.3	3.9	0.07	<0.005	3	<0.5	<0.5		
STD AGPROOF	STD																										<0.9
STD DS11	STD																									0.26	
STD DS11	STD																									0.27	
STD DS11	STD																									0.26	
Mean		#DIV/0!	#DIV/0!	#DIV/0!	#DIV/0!	#DIV/0!	#DIV/0!	#DIV/0!	#DIV/0!	#DIV/0!	#DIV/0!	#DIV/0!	#DIV/0!	#DIV/0!	#DIV/0!	#DIV/0!	#DIV/0!	#DIV/0!	#DIV/0!	#DIV/0!	#DIV/0!	#DIV/0!	#DIV/0!	#DIV/0!	#DIV/0!	0.3	#DIV/0!
Standard Deviation		0.00	0.00	0.00	0.00	0.00	0.00	0.00	0.00	0.00	0.00	0.00	0.00	0.00	0.00	0.00	0.00	0.00	0.00	0.00	0.00	0.00	0.00	0.00	0.00	0.01	0.00
%RSD		#DIV/0!	#DIV/0!	#DIV/0!	#DIV/0!	#DIV/0!	#DIV/0!	#DIV/0!	#DIV/0!	#DIV/0!	#DIV/0!	#DIV/0!	#DIV/0!	#DIV/0!	#DIV/0!	#DIV/0!	#DIV/0!	#DIV/0!	#DIV/0!	#DIV/0!	#DIV/0!	#DIV/0!	#DIV/0!	#DIV/0!	#DIV/0!	2%	#DIV/0!
STD OREAS25A-4A	STD	0.31	149	0.994	8.72	0.139	0.47	2.2	159.8	46	4.1	9.5	21.1	1.5	1	13	39.0	<0.1	59.7	4.8	0.11	<0.005	2	<0.5	<0.5		
STD OREAS25A-4A	STD	0.33	159	0.963	9.17	0.111	0.51	1.9	164.0	49	4.0	10.3	20.8	1.5	<1	13	37.1	<0.1	61.3	4.5	0.09	<0.005	3	<0.5	<0.5		
Mean		0.3	154.0	1.0	8.9	0.1	0.5	2.1	161.9	47.5	4.1	9.9	21.0	1.5	1.0	13.0	38.1	#DIV/0!	60.5	4.7	0.1	#DIV/0!	2.5	#DIV/0!	#DIV/0!	#DIV/0!	#DIV/0!
Standard Deviation		0.01	7.07	0.02	0.32	0.02	0.03	0.21	2.97	2.12	0.07	0.57	0.21	0.00	0.71	0.00	1.34	0.00	1.13	0.21	0.01	0.00	0.71	0.00	0.00	0.00	0.00
%RSD		4%	5%	2%	4%	16%	6%	10%	2%	4%	2%	6%	1%	0%	71%	0%	4%	#DIV/0!	2%	5%	14%	#DIV/0!	28%	#DIV/0!	#DIV/0!	#DIV/0!	#DIV/0!
STD OREAS45E	STD	0.15	244	0.484	6.80	0.053	0.33	0.9	85.8	22	1.2	6.5	5.7	0.5	<1	84	6.3	<0.1	19.8	2.5	0.09	<0.005	3	<0.5	<0.5		
STD OREAS45E	STD	0.14	248	0.534	6.50	0.055	0.28	1.1	95.0	22	1.2	7.4	6.2	0.6	<1	85	6.2	<0.1	22.4	3.1	0.14	<0.005	2	<0.5	<0.5		
STD OREAS45E	STD	0.14	248	0.535	6.83	0.047	0.32	1.0	100.1	23	1.2	7.3	6.1	0.5	<1	86	6.1	<0.1	21.5	3.0	0.07	<0.005	3	<0.5	<0.5		
Mean		0.1	246.7	0.5	6.7	0.1	0.3	1.0	93.6	22.3	1.2	7.1	6.0	0.5	#DIV/0!	85.0	6.2	#DIV/0!	21.2	2.9	0.1	#DIV/0!	2.7	#DIV/0!	#DIV/0!	#DIV/0!	#DIV/0!
Standard Deviation		0.01	2.31	0.03	0.18	0.00	0.03	0.10	7.25	0.58	0.00	0.49	0.26	0.06	0.00	1.00	0.10	0.00	1.32	0.32	0.04	0.00	0.58	0.00	0.00	0.00	0.00
%RSD		4%	1%	6%	3%	8%	9%	10%	8%	3%	0%	7%	4%	11%	#DIV/0!	1%	2%	#DIV/0!	6%	11%	36%	#DIV/0!	22%	#DIV/0!	#DIV/0!	#DIV/0!	#DIV/0!
STD OREAS45EA	STD																									<0.01	
STD OREAS45EA	STD																									<0.01	
STD OREAS45EA	STD																									<0.01	
Mean		#DIV/0!	#DIV/0!	#DIV/0!	#DIV/0!	#DIV/0!	#DIV/0!	#DIV/0!	#DIV/0!	#DIV/0!	#DIV/0!	#DIV/0!	#DIV/0!	#DIV/0!	#DIV/0!	#DIV/0!	#DIV/0!	#DIV/0!	#DIV/0!	#DIV/0!	#DIV/0!	#DIV/0!	#DIV/0!	#DIV/0!	#DIV/0!	#DIV/0!	#DIV/0!
Standard Deviation		0.00	0.00	0.00	0.00	0.00	0.00	0.00	0.00	0.00	0.00	0.00	0.00	0.00	0.00	0.00	0.00	0.00	0.00	0.00	0.00	0.00	0.00	0.00	0.00	0.00	0.00
%RSD		#DIV/0!	#DIV/0!	#DIV/0!	#DIV/0!	#DIV/0!	#DIV/0!	#DIV/0!	#DIV/0!	#DIV/0!	#DIV/0!	#DIV/0!	#DIV/0!	#DIV/0!	#DIV/0!	#DIV/0!	#DIV/0!	#DIV/0!	#DIV/0!	#DIV/0!	#DIV/0!	#DIV/0!	#DIV/0!	#DIV/0!	#DIV/0!	#DIV/0!	#DIV/0!
STD OXC145	STD																										
STD OXC145	STD																										
STD OXC145	STD																										
STD OXC145	STD																										
Mean		#DIV/0!	#DIV/0!	#DIV/0!	#DIV/0!	#DIV/0!	#DIV/0!	#DIV/0!	#DIV/0!	#DIV/0!	#DIV/0!	#DIV/0!	#DIV/0!	#DIV/0!	#DIV/0!	#DIV/0!	#DIV/0!	#DIV/0!	#DIV/0!	#DIV/0!	#DIV/0!	#DIV/0!	#DIV/0!	#DIV/0!	#DIV/0!	#DIV/0!	#DIV/0!
Standard Deviation		0.00	0.00	0.00	0.00	0.00	0.00	0.00	0.00	0.00	0.00	0.00	0.00	0.00	0.00	0.00	0.00	0.00	0.00	0.00	0.00	0.00	0.00	0.00	0.00	0.00	0.00
%RSD		#DIV/0!	#DIV/0!	#DIV/0!	#DIV/0!	#DIV/0!	#DIV/0!	#DIV/0!	#DIV/0!	#DIV/0!	#DIV/0!	#DIV/0!	#DIV/0!	#DIV/0!	#DIV/0!	#DIV/0!	#DIV/0!	#DIV/0!	#DIV/0!	#DIV/0!	#DIV/0!	#DIV/0!	#DIV/0!	#DIV/0!	#DIV/0!	#DIV/0!	#DIV/0!
STD OXH139	STD																										
STD OXH139	STD																										
Mean		#DIV/0!	#DIV/0!	#DIV/0!	#DIV/0!	#DIV/0!	#DIV/0!	#DIV/0!	#DIV/0!	#DIV/0!	#DIV/0!	#DIV/0!	#DIV/0!	#DIV/0!	#DIV/0!	#DIV/0!	#DIV/0!	#DIV/0!	#DIV/0!	#DIV/0!	#DIV/0!	#DIV/0!	#DIV/0!	#DIV/0!	#DIV/0!	#DIV/0!	#DIV/0!
Standard Deviation		0.00	0.00	0.00	0.00	0.00	0.00	0.00	0.00	0.00	0.00	0.00	0.00	0.00	0.00	0.00	0.00	0.00	0.00	0.00	0.00	0.00	0.00	0.00	0.00	0.00	0.00
%RSD		#DIV/0!	#DIV/0!	#DIV/0!	#DIV/0!	#DIV/0!	#DIV/0!	#DIV/0!	#DIV/0!	#DIV/0!	#DIV/0!	#DIV/0!	#DIV/0!	#DIV/0!	#DIV/0!	#DIV/0!	#DIV/0!	#DIV/0!	#DIV/0!	#DIV/0!	#DIV/0!	#DIV/0!	#DIV/0!	#DIV/0!	#DIV/0!	#DIV/0!	#DIV/0!
STD OXQ114	STD																										34.3
STD SP49	STD																										18.3
BLK	BLK	<0.01	<1	<0.001	<0.01	0.004	<0.01	<0.1	<0.1	<1	<0.1	<0.1	<0.1	<0.1	<1	<1	<0.1	<0.1	<0.1	<0.1	<0.05	<0.005	<1	<0.5	<0.5		
BLK	BLK	<0.01	<1	<0.001	<0.01	0.002	<0.01	<0.1	<0.1	<1	<0.1	<0.1	<0.1	<0.1	<1	<1	<0.1	<0.1	0.1	<0.1	<0.05	<0.005	3	<0.5	<0.5		
BLK	BLK	<0.01	<1	<0.001	<0.01	0.003	<0.01	<0.1	<0.1	<1	<0.1	<0.1	<0.1	<0.1	<1	<1	<0.1	<0.1	<0.1	<0.1	<0.05	<0.005	1	<0.5	<0.5		
BLK	BLK																									<0.01	
BLK	BLK																										
BLK	BLK																										
BLK	BLK																										
BLK	BLK																										
BLK	BLK																										
BLK	BLK																									<0.01	
BLK	BLK																										
BLK	BLK																									<0.01	
BLK	BLK																										<0.9
Mean		#DIV/0!	#DIV/0!	#DIV/0!	#DIV/0!	0.0	#DIV/0!	#DIV/0!	#DIV/0!	#DIV/0!	#DIV/0!	#DIV/0!	#DIV/0!	#DIV/0!	#DIV/0!	#DIV/0!	#DIV/0!	#DIV/0!	0.1	#DIV/0!	#DIV/0!	#DIV/0!	2.0	#DIV/0!	#DIV/0!	#DIV/0!	#DIV/0!
Standard Deviation		0.00	0.00	0.00	0.00	0.00	0.00	0.00	0.00	0.00	0.00	0.00	0.00	0.00	0.00	0.00	0.00	0.00	0.03	0.00	0.00	0.00	0.85	0.00	0.00	0.00	0.00
%RSD		#DIV/0!	#DIV/0!	#DIV/0!	#DIV/0!	46%	#DIV/0!	#DIV/0!	#DIV/0!	#DIV/0!	#DIV/0!	#DIV/0!	#DIV/0!	#DIV/0!	#DIV/0!	#DIV/0!	#DIV/0!	#DIV/0!	28%	#DIV/0!	#DIV/0!	#DIV/0!	43%	#DIV/0!	#DIV/0!	#DIV/0!	#DIV/0!
Prep Wash																											
ROCK-WHI	Prep Blank	0.53	865	0.203	7.02	3.531	1.63	0.4	57.7	25	0.6	14.8	5.5	0.4	<1	6	2.3	<0.1	34.0	1.8	<0.05	<0.005	<1	<0.5	<0.5	<0.01	
ROCK-WHI	Prep Blank	0.53	896	0.192	6.77	3.357	1.76	0.4	54.3	23	0.7	14.2	5.2	0.4	<1	6	2.2	<0.1	33.2	1.7	<0.05	<0.005	<1	<0.5	<0.5	<0.01	
Percent Difference		0%	4%	6%	4%	5%	8%	0%	6%	8%	15%	4%	6%	0%	#VALUE!	0%	4%	#VALUE!	2%	6%	#VALUE!	#VALUE!	#VALUE!	#VALUE!	#VALUE!	#VALUE!	

Bureau Veritas Commodities Canada Ltd. **Final Report**

Client:	Goldstrike Resources Ltd.
File Created:	18-Oct-2018
Job Number:	WHI18000265
Number of Samples:	109
Project:	LUC
Shipment ID:	DDLS-18-03
P.O. Number:	
Received:	04-Jul-2018

	Method	WGHT	FA350	MA200	MA200	MA200	MA200	MA200	MA200	MA200	MA200	MA200	MA200	MA200	MA200	MA200	MA200	MA200	MA200	MA200	MA200
	Analyte	Wgt	Au	Mo	Cu	Pb	Zn	Ag	Ni	Co	Mn	Fe	As	U	Th	Sr	Cd	Sb	Bi	V	Ca
	Unit	KG	PPB	PPM	PPM	PPM	PPM	PPM	PPM	PPM	PPM	%	PPM	PPM	PPM	PPM	PPM	PPM	PPM	PPM	%
	MDL	0.01	2	0.1	0.1	0.1	1	0.1	0.1	0.2	1	0.01	1	0.1	0.1	1	0.1	0.1	0.1	1	0.01
Sample	**Type**																				
Pulp Duplicates																					
1472158	Drill Core	3.86	9	0.8	35.9	7.6	56	<0.1	4.6	8.1	632	3.66	7	0.8	4.5	96	<0.1	3.5	0.1	37	0.57
1472158	REP		8																		
Percent Difference			12%	#VALUE!	#VALUE!	#VALUE!	#VALUE!	#VALUE!	#VALUE!	#VALUE!	#VALUE!	#VALUE!	#VALUE!	#VALUE!	#VALUE!	#VALUE!	#VALUE!	#VALUE!	#VALUE!	#VALUE!	#VALUE!
1472244	Drill Core	3.50	<2	0.2	19.6	19.8	71	<0.1	17.6	12.4	653	2.90	5	3.6	15.0	193	0.2	0.2	0.2	77	1.11
1472244	REP		<2																		
Percent Difference			#VALUE!	#VALUE!	#VALUE!	#VALUE!	#VALUE!	#VALUE!	#VALUE!	#VALUE!	#VALUE!	#VALUE!	#VALUE!	#VALUE!	#VALUE!	#VALUE!	#VALUE!	#VALUE!	#VALUE!	#VALUE!	#VALUE!
1472227	Drill Core	5.00	110	1.6	54.9	5.2	65	0.3	5.1	12.8	657	4.06	5	0.5	1.9	250	0.1	1.0	<0.1	121	2.45
1472227	REP		124																		
Percent Difference			12%	#VALUE!	#VALUE!	#VALUE!	#VALUE!	#VALUE!	#VALUE!	#VALUE!	#VALUE!	#VALUE!	#VALUE!	#VALUE!	#VALUE!	#VALUE!	#VALUE!	#VALUE!	#VALUE!	#VALUE!	#VALUE!
1472192	Drill Core	4.53	51	6.9	5.9	3.6	30	<0.1	1.8	5.9	358	1.68	13	0.6	2.0	106	0.1	4.1	<0.1	48	1.49
1472192	REP		45																		
Percent Difference			13%	#VALUE!	#VALUE!	#VALUE!	#VALUE!	#VALUE!	#VALUE!	#VALUE!	#VALUE!	#VALUE!	#VALUE!	#VALUE!	#VALUE!	#VALUE!	#VALUE!	#VALUE!	#VALUE!	#VALUE!	#VALUE!
1472236	Drill Core	4.69	6	1.0	77.9	4.8	53	<0.1	4.9	15.2	789	3.84	4	0.4	1.7	324	<0.1	0.7	<0.1	114	2.95
1472236	REP			1.0	79.2	4.9	55	<0.1	4.7	15.9	761	3.76	4	0.4	1.8	305	<0.1	0.8	<0.1	112	2.86
Percent Difference			#VALUE!	0%	2%	2%	4%	#VALUE!	4%	5%	4%	2%	0%	0%	6%	6%	#VALUE!	13%	#VALUE!	2%	3%
1472170	Drill Core	4.87	5	2.2	12.3	5.6	74	0.1	17.4	20.0	1050	4.84	4	1.4	3.3	186	<0.1	1.8	<0.1	126	5.62
1472170	REP			2.2	12.2	5.4	69	0.1	17.3	18.2	1047	4.76	4	1.3	3.3	190	0.1	1.8	<0.1	123	5.57
Percent Difference			#VALUE!	0%	1%	4%	7%	0%	1%	9%	0%	2%	0%	7%	0%	2%	#VALUE!	0%	#VALUE!	2%	1%
1472205	Drill Core	4.65	8	4.3	21.1	3.9	33	<0.1	1.7	8.3	378	2.47	5	0.4	3.6	164	0.2	1.1	<0.1	70	2.42
1472205	REP			4.1	21.4	3.9	34	<0.1	1.9	7.4	400	2.54	6	0.3	3.4	167	0.2	1.2	<0.1	73	2.46
Percent Difference			#VALUE!	5%	1%	0%	3%	#VALUE!	11%	11%	6%	3%	18%	29%	6%	2%	0%	9%	#VALUE!	4%	2%
1472166	Drill Core	3.32	4	1.7	36.4	5.2	57	0.1	14.3	18.8	1111	3.89	7	0.6	1.3	130	0.2	12.2	<0.1	113	3.96
1472166	REP																				
Percent Difference			#VALUE!	#VALUE!	#VALUE!	#VALUE!	#VALUE!	#VALUE!	#VALUE!	#VALUE!	#VALUE!	#VALUE!	#VALUE!	#VALUE!	#VALUE!	#VALUE!	#VALUE!	#VALUE!	#VALUE!	#VALUE!	#VALUE!
1472235	Drill Core	4.02	2	0.7	87.6	5.5	67	<0.1	5.5	18.5	724	4.04	5	0.5	1.6	240	<0.1	0.5	<0.1	122	2.80
1472235	REP																				
Percent Difference			#VALUE!	#VALUE!	#VALUE!	#VALUE!	#VALUE!	#VALUE!	#VALUE!	#VALUE!	#VALUE!	#VALUE!	#VALUE!	#VALUE!	#VALUE!	#VALUE!	#VALUE!	#VALUE!	#VALUE!	#VALUE!	#VALUE!
1472200	Rock Pulp	0.05	4	3.0	25.4	4.6	45	0.4	22.1	11.2	527	2.55	4	0.8	2.0	269	0.2	0.8	<0.1	85	1.81
1472200	REP																				
Percent Difference			#VALUE!	#VALUE!	#VALUE!	#VALUE!	#VALUE!	#VALUE!	#VALUE!	#VALUE!	#VALUE!	#VALUE!	#VALUE!	#VALUE!	#VALUE!	#VALUE!	#VALUE!	#VALUE!	#VALUE!	#VALUE!	#VALUE!
Preparation Duplicates																					
1472168	Drill Core	3.43	4	1.9	21.9	5.4	66	<0.1	13.9	20.9	1232	4.81	4	0.7	2.5	129	0.2	1.6	<0.1	143	4.70
1472168	DUP		2	2.2	25.6	5.5	66	<0.1	15.2	20.9	1248	4.86	4	0.8	2.8	140	0.1	1.5	<0.1	144	4.67
Percent Difference			67%	15%	16%	2%	0%	#VALUE!	9%	0%	1%	1%	0%	13%	11%	8%	67%	6%	#VALUE!	1%	1%
1472202	Drill Core	5.11	26	3.1	12.3	3.9	32	<0.1	2.0	7.3	468	2.77	4	0.3	2.1	184	0.1	1.0	<0.1	70	1.89
1472202	DUP		19	2.9	11.5	4.4	33	0.1	2.4	7.8	509	2.95	5	0.3	2.1	189	0.1	1.0	<0.1	74	1.95
Percent Difference			31%	7%	7%	12%	3%	#VALUE!	18%	7%	8%	6%	22%	0%	0%	3%	0%	0%	#VALUE!	6%	3%
1472236	Drill Core	4.69	6	1.0	77.9	4.8	53	<0.1	4.9	15.2	789	3.84	4	0.4	1.7	324	<0.1	0.7	<0.1	114	2.95
1472236	DUP		8	0.7	85.0	5.1	53	<0.1	5.1	15.4	740	3.86	5	0.4	1.9	335	<0.1	0.7	<0.1	112	3.05
Percent Difference			29%	35%	9%	6%	0%	#VALUE!	4%	1%	6%	1%	22%	0%	11%	3%	#VALUE!	0%	#VALUE!	2%	3%
Reference Materials																					
STD AGPROOF	STD																				
STD DS11	STD																				
STD DS11	STD																				
STD DS11	STD																				
STD DS11	STD																				
Mean			#DIV/0!	#DIV/0!	#DIV/0!	#DIV/0!	#DIV/0!	#DIV/0!	#DIV/0!	#DIV/0!	#DIV/0!	#DIV/0!	#DIV/0!	#DIV/0!	#DIV/0!	#DIV/0!	#DIV/0!	#DIV/0!	#DIV/0!	#DIV/0!	#DIV/0!
Standard Deviation			0.00	0.00	0.00	0.00	0.00	0.00	0.00	0.00	0.00	0.00	0.00	0.00	0.00	0.00	0.00	0.00	0.00	0.00	0.00
%RSD			#DIV/0!	#DIV/0!	#DIV/0!	#DIV/0!	#DIV/0!	#DIV/0!	#DIV/0!	#DIV/0!	#DIV/0!	#DIV/0!	#DIV/0!	#DIV/0!	#DIV/0!	#DIV/0!	#DIV/0!	#DIV/0!	#DIV/0!	#DIV/0!	#DIV/0!
STD OREAS25A-4A	STD			2.8	34.7	25.0	49	0.1	50.4	7.6	517	6.78	9	2.8	16.2	50	0.2	0.6	0.4	166	0.29
STD OREAS25A-4A	STD			2.3	34.7	24.8	39	<0.1	47.1	7.3	522	6.73	9	2.7	16.2	48	<0.1	0.6	0.3	156	0.33
STD OREAS25A-4A	STD			3.1	33.4	25.3	48	<0.1	42.2	7.8	480	6.64	10	3.0	16.0	49	<0.1	0.6	0.3	156	0.30
STD OREAS25A-4A	STD			2.1	37.5	24.0	46	<0.1	42.7	7.2	473	6.58	9	2.7	14.3	51	0.1	0.7	0.4	157	0.28
STD OREAS25A-4A	STD			2.4	32.8	24.0	44	<0.1	44.4	7.7	451	6.34	10	2.7	14.9	45	<0.1	0.5	0.3	149	0.28
Mean			#DIV/0!	2.5	34.6	24.6	45.2	0.1	45.4	7.5	488.6	6.6	9.4	2.8	15.5	48.6	0.2	0.6	0.3	156.8	0.3
Standard Deviation			0.00	0.40	1.81	0.59	3.96	0.04	3.41	0.26	30.22	0.17	0.55	0.13	0.87	2.30	0.09	0.07	0.05	6.06	0.02
%RSD			#DIV/0!	16%	5%	2%	9%	45%	8%	3%	6%	3%	6%	5%	6%	5%	60%	12%	16%	4%	7%
STD OREAS45E	STD			2.3	770.7	17.9	42	0.3	467.7	53.4	522	23.16	15	2.4	13.2	16	<0.1	1.0	0.3	327	0.06
STD OREAS45E	STD			2.7	785.8	19.5	46	0.3	472.1	61.5	600	24.99	17	2.7	14.7	19	<0.1	1.1	0.3	326	0.09
STD OREAS45E	STD			2.2	773.8	18.7	48	0.3	467.3	60.1	533	23.98	16	2.5	12.3	17	<0.1	1.0	0.3	320	0.08
STD OREAS45E	STD			2.4	780.5	18.6	48	0.3	467.6	55.3	576	23.92	16	2.4	12.5	16	<0.1	1.0	0.3	310	0.06
STD OREAS45E	STD			2.3	781.7	17.6	47	0.3	481.3	58.8	538	23.88	18	2.4	12.4	15	<0.1	1.0	0.2	324	0.07
Mean			#DIV/0!	2.4	781.1	18.1	47.5	0.3	474.5	57.1	557.0	23.9	17.0	2.4	12.5	15.5	#DIV/0!	1.0	0.3	317.0	0.1
Standard Deviation			0.00	0.07	0.85	0.71	0.71	0.00	9.69	2.47	26.87	0.03	1.41	0.00	0.07	0.71	0.00	0.00	0.07	9.90	0.01
%RSD			#DIV/0!	3%	0%	4%	1%	0%	2%	4%	5%	0%	8%	0%	1%	5%	#DIV/0!	0%	28%	3%	11%
STD OREAS45EA	STD																				
STD OREAS45EA	STD																				
STD OREAS45EA	STD																				
STD OREAS45EA	STD																				
Mean			#DIV/0!	#DIV/0!	#DIV/0!	#DIV/0!	#DIV/0!	#DIV/0!	#DIV/0!	#DIV/0!	#DIV/0!	#DIV/0!	#DIV/0!	#DIV/0!	#DIV/0!	#DIV/0!	#DIV/0!	#DIV/0!	#DIV/0!	#DIV/0!	#DIV/0!
Standard Deviation			0.00	0.00	0.00	0.00	0.00	0.00	0.00	0.00	0.00	0.00	0.00	0.00	0.00	0.00	0.00	0.00	0.00	0.00	0.00
%RSD			#DIV/0!	#DIV/0!	#DIV/0!	#DIV/0!	#DIV/0!	#DIV/0!	#DIV/0!	#DIV/0!	#DIV/0!	#DIV/0!	#DIV/0!	#DIV/0!	#DIV/0!	#DIV/0!	#DIV/0!	#DIV/0!	#DIV/0!	#DIV/0!	#DIV/0!
STD OXC145	STD		221																		
STD OXC145	STD		221																		
STD OXC145	STD		225																		
STD OXC145	STD		223																		
Mean			222.5	#DIV/0!	#DIV/0!	#DIV/0!	#DIV/0!	#DIV/0!	#DIV/0!	#DIV/0!	#DIV/0!	#DIV/0!	#DIV/0!	#DIV/0!	#DIV/0!	#DIV/0!	#DIV/0!	#DIV/0!	#DIV/0!	#DIV/0!	#DIV/0!
Standard Deviation			1.91	0.00	0.00	0.00	0.00	0.00	0.00	0.00	0.00	0.00	0.00	0.00	0.00	0.00	0.00	0.00	0.00	0.00	0.00
%RSD			1%	#DIV/0!	#DIV/0!	#DIV/0!	#DIV/0!	#DIV/0!	#DIV/0!	#DIV/0!	#DIV/0!	#DIV/0!	#DIV/0!	#DIV/0!	#DIV/0!	#DIV/0!	#DIV/0!	#DIV/0!	#DIV/0!	#DIV/0!	#DIV/0!
STD OXH139	STD		1360																		
STD OXH139	STD		1388																		
STD OXH139	STD		1396																		
Mean			1381.3	#DIV/0!	#DIV/0!	#DIV/0!	#DIV/0!	#DIV/0!	#DIV/0!	#DIV/0!	#DIV/0!	#DIV/0!	#DIV/0!	#DIV/0!	#DIV/0!	#DIV/0!	#DIV/0!	#DIV/0!	#DIV/0!	#DIV/0!	#DIV/0!
Standard Deviation			18.90	0.00	0.00	0.00	0.00	0.00	0.00	0.00	0.00	0.00	0.00	0.00	0.00	0.00	0.00	0.00	0.00	0.00	0.00
%RSD			1%	#DIV/0!	#DIV/0!	#DIV/0!	#DIV/0!	#DIV/0!	#DIV/0!	#DIV/0!	#DIV/0!	#DIV/0!	#DIV/0!	#DIV/0!	#DIV/0!	#DIV/0!	#DIV/0!	#DIV/0!	#DIV/0!	#DIV/0!	#DIV/0!
STD OXQ114	STD																				
STD SP49	STD																				
BLK	BLK		<2																		
BLK	BLK		<2																		
BLK	BLK		<2																		
BLK	BLK		<2																		
BLK	BLK		<2																		
BLK	BLK		<2																		
BLK	BLK		<2																		
BLK	BLK			<0.1	0.3	<0.1	<1	<0.1	<0.1	<0.2	<1	<0.01	<1	<0.1	<0.1	<1	<0.1	<0.1	<0.1	<1	<0.01
BLK	BLK			<0.1	<0.1	<0.1	<1	<0.1	<0.1	<0.2	<1	<0.01	<1	<0.1	<0.1	<1	<0.1	<0.1	<0.1	<1	<0.01
BLK	BLK			<0.1	<0.1	<0.1	<1	<0.1	<0.1	<0.2	<1	<0.01	<1	<0.1	<0.1	<1	<0.1	<0.1	<0.1	<1	<0.01
BLK	BLK			<0.1	<0.1	<0.1	<1	<0.1	0.3	<0.2	<1	<0.01	<1	<0.1	<0.1	<1	<0.1	<0.1	<0.1	<1	<0.01
BLK	BLK																				
BLK	BLK																				
BLK	BLK																				
BLK	BLK																				
BLK	BLK			<0.1	0.1	<0.1	<1	<0.1	<0.1	<0.2	3	<0.01	<1	<0.1	<0.1	<1	<0.1	<0.1	<0.1	<1	<0.01
BLK	BLK																				
Mean			#DIV/0!	#DIV/0!	0.2	#DIV/0!	#DIV/0!	#DIV/0!	0.3	#DIV/0!	3.0	#DIV/0!	#DIV/0!	#DIV/0!	#DIV/0!	#DIV/0!	#DIV/0!	#DIV/0!	#DIV/0!	#DIV/0!	#DIV/0!
Standard Deviation			0.00	0.00	0.08	0.00	0.00	0.00	0.07	0.00	0.73	0.00	0.00	0.00	0.00	0.00	0.00	0.00	0.00	0.00	0.00
%RSD			#DIV/0!	#DIV/0!	38%	#DIV/0!	#DIV/0!	#DIV/0!	24%	#DIV/0!	24%	#DIV/0!	#DIV/0!	#DIV/0!	#DIV/0!	#DIV/0!	#DIV/0!	#DIV/0!	#DIV/0!	#DIV/0!	#DIV/0!
Prep Wash																					
ROCK-WHI	Prep Blanl		<2	1.3	7.4	7.0	43	<0.1	1.1	3.8	656	1.95	<1	1.3	2.7	194	<0.1	0.2	<0.1	32	1.53
ROCK-WHI	Prep Blanl		<2	1.3	8.2	13.2	44	<0.1	1.0	4.2	716	2.07	2	1.4	3.1	199	<0.1	0.4	<0.1	35	1.51
Percent Difference			#VALUE!	0%	10%	61%	2%	#VALUE!	10%	10%	9%	6%	#VALUE!	7%	14%	3%	#VALUE!	67%	#VALUE!	9%	1%

	Method	MA200	MA200	MA200	MA200	MA200	MA200	MA200	MA200	MA200	MA200	MA200	MA200	MA200	MA200	MA200	MA200	MA200	MA200	MA200	MA200	MA200	MA200	MA200	MA200	MA200	MA200	MA200	AQ200	FA550
	Analyte	P	La	Cr	Mg	Ba	Ti	Al	Na	K	W	Zr	Ce	Sn	Y	Nb	Ta	Be	Sc	Li	S	Rb	Hf	In	Re	Se	Te	Tl	Hg	Au
	Unit	%	PPM	PPM	%	PPM	%	%	%	%	PPM	PPM	PPM	PPM	PPM	PPM	PPM	PPM	PPM	PPM	%	PPM	PPM	PPM	PPM	PPM	PPM	PPM	PPM	GM/T
	MDL	0.001	0.1	1	0.01	1	0.001	0.01	0.001	0.01	0.1	0.1	1	0.1	0.1	0.1	0.1	1	1	0.1	0.1	0.1	0.1	0.05	0.005	1	0.5	0.5	0.01	0.9
Sample	**Type**																													
Pulp Duplicates																														
1472158	Drill Core	0.040	16.9	5	0.16	1049	0.176	6.80	1.536	0.80	3.5	8.5	34	1.2	18.9	5.1	0.4	1	14	27.3	<0.1	22.3	0.4	0.06	<0.005	<1	<0.5	<0.5	<0.01	
1472158	REP																													
Percent Difference		#VALUE!	#VALUE!	#VALUE!	#VALUE!	#VALUE!	#VALUE!	#VALUE!	#VALUE!	#VALUE!	#VALUE!	#VALUE!	#VALUE!	#VALUE!	#VALUE!	#VALUE!	#VALUE!	#VALUE!	#VALUE!	#VALUE!	#VALUE!	#VALUE!	#VALUE!	#VALUE!	#VALUE!	#VALUE!	#VALUE!	#VALUE!	#VALUE!	
1472244	Drill Core	0.044	39.6	44	0.83	1150	0.344	7.63	1.065	2.16	2.1	30.0	72	3.4	19.5	12.3	0.8	2	13	25.6	<0.1	93.6	1.0	<0.05	<0.005	2	<0.5	0.7	0.07	
1472244	REP																													
Percent Difference		#VALUE!	#VALUE!	#VALUE!	#VALUE!	#VALUE!	#VALUE!	#VALUE!	#VALUE!	#VALUE!	#VALUE!	#VALUE!	#VALUE!	#VALUE!	#VALUE!	#VALUE!	#VALUE!	#VALUE!	#VALUE!	#VALUE!	#VALUE!	#VALUE!	#VALUE!	#VALUE!	#VALUE!	#VALUE!	#VALUE!	#VALUE!	#VALUE!	
1472227	Drill Core	0.054	8.6	7	0.71	157	0.278	8.13	2.785	1.16	1.3	3.6	19	0.7	13.2	1.9	0.1	<1	24	21.6	<0.1	39.9	0.2	<0.05	<0.005	2	<0.5	<0.5	0.02	
1472227	REP																													
Percent Difference		#VALUE!	#VALUE!	#VALUE!	#VALUE!	#VALUE!	#VALUE!	#VALUE!	#VALUE!	#VALUE!	#VALUE!	#VALUE!	#VALUE!	#VALUE!	#VALUE!	#VALUE!	#VALUE!	#VALUE!	#VALUE!	#VALUE!	#VALUE!	#VALUE!	#VALUE!	#VALUE!	#VALUE!	#VALUE!	#VALUE!	#VALUE!	#VALUE!	
1472192	Drill Core	0.025	11.0	3	0.56	585	0.162	6.36	0.033	1.68	8.2	4.9	21	0.5	5.0	1.9	<0.1	<1	8	35.1	<0.1	45.0	1.1	<0.05	<0.005	<1	<0.5	<0.5	0.01	
1472192	REP																													
Percent Difference		#VALUE!	#VALUE!	#VALUE!	#VALUE!	#VALUE!	#VALUE!	#VALUE!	#VALUE!	#VALUE!	#VALUE!	#VALUE!	#VALUE!	#VALUE!	#VALUE!	#VALUE!	#VALUE!	#VALUE!	#VALUE!	#VALUE!	#VALUE!	#VALUE!	#VALUE!	#VALUE!	#VALUE!	#VALUE!	#VALUE!	#VALUE!	#VALUE!	
1472236	Drill Core	0.049	8.1	9	0.58	158	0.328	7.87	2.297	0.92	0.6	3.4	20	1.0	19.3	2.8	0.1	<1	23	16.0	<0.1	30.0	0.2	0.14	<0.005	2	<0.5	<0.5	<0.01	
1472236	REP	0.049	8.3	9	0.57	148	0.319	7.81	2.252	0.99	0.5	3.3	21	0.9	19.5	2.9	0.1	<1	23	15.5	<0.1	29.8	0.2	0.08	<0.005	2	<0.5	<0.5		
Percent Difference		0%	2%	0%	2%	7%	3%	1%	2%	7%	18%	3%	5%	11%	1%	4%	0%	#VALUE!	0%	3%	#VALUE!	1%	0%	55%	#VALUE!	0%	#VALUE!	#VALUE!	#VALUE!	
1472170	Drill Core	0.069	15.1	52	2.04	1953	0.457	8.13	1.339	1.47	0.8	7.2	29	1.6	17.5	7.1	0.4	1	22	16.9	<0.1	57.8	0.3	0.07	<0.005	<1	0.7	<0.5	<0.01	
1472170	REP	0.070	14.8	48	2.00	1939	0.435	8.04	1.335	1.36	1.1	6.1	27	1.5	16.4	6.5	0.4	1	21	15.6	<0.1	56.0	0.3	0.05	<0.005	<1	0.5	<0.5		
Percent Difference		1%	2%	8%	2%	1%	5%	1%	0%	8%	32%	17%	7%	6%	6%	9%	0%	0%	5%	8%	#VALUE!	3%	0%	33%	#VALUE!	#VALUE!	33%	#VALUE!	#VALUE!	
1472205	Drill Core	0.041	11.3	2	0.39	137	0.148	6.70	3.255	0.96	3.6	5.6	25	0.6	8.0	2.3	0.2	1	10	11.1	<0.1	20.4	0.3	<0.05	<0.005	<1	<0.5	<0.5	<0.01	
1472205	REP	0.041	10.6	3	0.40	145	0.157	6.70	3.323	1.01	3.5	5.5	22	0.8	8.2	2.2	0.2	<1	11	10.9	<0.1	19.7	0.2	<0.05	<0.005	<1	<0.5	<0.5		
Percent Difference		0%	6%	40%	3%	6%	6%	0%	2%	5%	3%	2%	13%	29%	2%	4%	0%	#VALUE!	10%	2%	#VALUE!	3%	40%	#VALUE!	#VALUE!	#VALUE!	#VALUE!	#VALUE!	#VALUE!	
1472166	Drill Core	0.035	7.9	37	0.30	323	0.218	4.41	0.217	0.58	1.3	3.6	17	1.2	11.8	2.2	0.1	<1	18	35.5	<0.1	16.8	0.2	<0.05	<0.005	<1	<0.5	<0.5	<0.01	
1472166	REP																												<0.01	
Percent Difference		#VALUE!	#VALUE!	#VALUE!	#VALUE!	#VALUE!	#VALUE!	#VALUE!	#VALUE!	#VALUE!	#VALUE!	#VALUE!	#VALUE!	#VALUE!	#VALUE!	#VALUE!	#VALUE!	#VALUE!	#VALUE!	#VALUE!	#VALUE!	#VALUE!	#VALUE!	#VALUE!	#VALUE!	#VALUE!	#VALUE!	#VALUE!	#VALUE!	
1472235	Drill Core	0.057	9.2	9	0.55	183	0.331	7.97	3.006	1.22	0.6	2.9	22	1.2	19.3	2.7	0.1	1	21	12.0	<0.1	38.3	0.2	0.08	<0.005	3	<0.5	<0.5	0.01	
1472235	REP																												<0.01	
Percent Difference		#VALUE!	#VALUE!	#VALUE!	#VALUE!	#VALUE!	#VALUE!	#VALUE!	#VALUE!	#VALUE!	#VALUE!	#VALUE!	#VALUE!	#VALUE!	#VALUE!	#VALUE!	#VALUE!	#VALUE!	#VALUE!	#VALUE!	#VALUE!	#VALUE!	#VALUE!	#VALUE!	#VALUE!	#VALUE!	#VALUE!	#VALUE!	#VALUE!	
1472200	Rock Pulp	0.053	8.8	33	0.80	532	0.282	5.08	2.117	0.88	27.8	39.1	19	0.7	12.6	3.7	0.2	<1	11	12.8	<0.1	23.6	1.0	<0.05	<0.005	<1	<0.5	<0.5	0.02	
1472200	REP																												0.02	
Percent Difference		#VALUE!	#VALUE!	#VALUE!	#VALUE!	#VALUE!	#VALUE!	#VALUE!	#VALUE!	#VALUE!	#VALUE!	#VALUE!	#VALUE!	#VALUE!	#VALUE!	#VALUE!	#VALUE!	#VALUE!	#VALUE!	#VALUE!	#VALUE!	#VALUE!	#VALUE!	#VALUE!	#VALUE!	#VALUE!	#VALUE!	#VALUE!	0%	
Preparation Duplicates																														
1472168	Drill Core	0.075	10.4	47	1.00	555	0.423	7.55	1.366	1.45	0.8	5.7	22	3.3	15.9	6.2	0.3	1	21	15.5	<0.1	44.0	0.3	0.08	<0.005	<1	<0.5	<0.5	<0.01	
1472168	DUP	0.075	12.2	48	1.01	583	0.433	7.60	1.386	1.49	0.9	6.2	23	3.8	18.8	6.1	0.3	2	22	16.1	<0.1	49.0	0.4	<0.05	<0.005	<1	<0.5	<0.5	<0.01	
Percent Difference		0%	16%	2%	1%	5%	2%	1%	1%	3%	12%	8%	4%	14%	17%	2%	0%	67%	5%	4%	#VALUE!	11%	29%	#VALUE!	#VALUE!	#VALUE!	#VALUE!	#VALUE!	#VALUE!	
1472202	Drill Core	0.064	11.6	2	0.52	144	0.199	6.62	3.227	1.20	4.2	4.9	25	0.6	6.5	5.6	0.4	<1	8	11.1	<0.1	21.2	0.2	<0.05	<0.005	<1	<0.5	<0.5	<0.01	
1472202	DUP	0.067	10.4	3	0.54	149	0.207	6.45	3.071	1.16	3.8	5.4	24	0.7	6.8	5.8	0.4	<1	9	12.2	<0.1	21.0	0.2	<0.05	<0.005	<1	<0.5	<0.5	<0.01	
Percent Difference		5%	11%	40%	4%	3%	4%	3%	5%	3%	10%	10%	4%	15%	5%	4%	0%	#VALUE!	12%	9%	#VALUE!	1%	0%	#VALUE!	#VALUE!	#VALUE!	#VALUE!	#VALUE!	#VALUE!	
1472236	Drill Core	0.049	8.1	9	0.58	158	0.328	7.87	2.297	0.92	0.6	3.4	20	1.0	19.3	2.8	0.1	<1	23	16.0	<0.1	30.0	0.2	0.14	<0.005	2	<0.5	<0.5	<0.01	
1472236	DUP	0.050	8.7	8	0.57	150	0.314	7.87	2.305	1.04	0.5	3.2	20	1.0	20.1	2.7	0.1	<1	24	16.6	<0.1	31.3	0.2	0.07	<0.005	2	<0.5	<0.5	0.02	
Percent Difference		2%	7%	12%	2%	5%	4%	0%	0%	12%	18%	6%	0%	0%	4%	4%	0%	#VALUE!	4%	4%	#VALUE!	4%	0%	67%	#VALUE!	0%	#VALUE!	#VALUE!	#VALUE!	
Reference Materials																														
STD AGPROOF	STD																													<0.9
STD DS11	STD																												0.26	
STD DS11	STD																												0.22	
STD DS11	STD																												0.24	
STD DS11	STD																												0.28	
Mean		#DIV/0!	#DIV/0!	#DIV/0!	#DIV/0!	#DIV/0!	#DIV/0!	#DIV/0!	#DIV/0!	#DIV/0!	#DIV/0!	#DIV/0!	#DIV/0!	#DIV/0!	#DIV/0!	#DIV/0!	#DIV/0!	#DIV/0!	#DIV/0!	#DIV/0!	#DIV/0!	#DIV/0!	#DIV/0!	#DIV/0!	#DIV/0!	#DIV/0!	#DIV/0!	#DIV/0!	0.3	#DIV/0!
Standard Deviation		0.00	0.00	0.00	0.00	0.00	0.00	0.00	0.00	0.00	0.00	0.00	0.00	0.00	0.00	0.00	0.00	0.00	0.00	0.00	0.00	0.00	0.00	0.00	0.00	0.00	0.00	0.00	0.03	0.00
%RSD		#DIV/0!	#DIV/0!	#DIV/0!	#DIV/0!	#DIV/0!	#DIV/0!	#DIV/0!	#DIV/0!	#DIV/0!	#DIV/0!	#DIV/0!	#DIV/0!	#DIV/0!	#DIV/0!	#DIV/0!	#DIV/0!	#DIV/0!	#DIV/0!	#DIV/0!	#DIV/0!	#DIV/0!	#DIV/0!	#DIV/0!	#DIV/0!	#DIV/0!	#DIV/0!	#DIV/0!	10%	#DIV/0!
STD OREAS25A-4A	STD	0.042	24.1	119	0.35	152	0.989	9.14	0.129	0.47	1.9	142.9	48	4.0	10.5	19.2	1.5	1	12	42.1	<0.1	57.9	4.2	0.08	<0.005	2	<0.5	<0.5		
STD OREAS25A-4A	STD	0.050	24.3	111	0.33	149	0.909	9.25	0.137	0.51	1.8	148.5	48	4.5	10.2	19.8	1.4	<1	12	36.0	<0.1	61.7	4.4	0.11	<0.005	6	<0.5	<0.5		
STD OREAS25A-4A	STD	0.049	23.8	113	0.34	164	0.912	9.12	0.142	0.53	1.8	152.2	49	3.9	10.4	18.9	1.4	<1	12	37.6	<0.1	59.7	4.6	0.07	<0.005	1	<0.5	<0.5		
STD OREAS25A-4A	STD	0.047	24.6	112	0.34	147	0.917	9.06	0.113	0.47	1.7	144.2	50	4.1	10.5	19.1	1.4	<1	11	36.2	<0.1	58.1	3.6	<0.05	<0.005	1	<0.5	<0.5		
STD OREAS25A-4A	STD	0.048	20.4	108	0.30	149	0.899	8.82	0.138	0.49	1.9	146.4	47	3.6	9.6	19.0	1.3	<1	12	35.0	<0.1	55.0	3.9	0.11	<0.005	2	<0.5	<0.5		
Mean		0.0	23.4	112.6	0.3	152.2	0.9	9.1	0.1	0.5	1.8	146.8	48.4	4.0	10.2	19.2	1.4	1.0	11.8	37.4	#DIV/0!	58.5	4.1	0.1	#DIV/0!	2.4	#DIV/0!	#DIV/0!	#DIV/0!	#DIV/0!
Standard Deviation		0.00	1.72	4.04	0.02	6.83	0.04	0.16	0.01	0.03	0.08	3.68	1.14	0.33	0.38	0.35	0.07	0.45	0.45	2.80	0.00	2.47	0.40	0.05	0.00	2.07	0.00	0.00	0.00	0.00
%RSD		7%	7%	4%	6%	4%	4%	2%	9%	5%	5%	3%	2%	8%	4%	2%	5%	45%	4%	7%	#DIV/0!	4%	10%	49%	#DIV/0!	86%	#DIV/0!	#DIV/0!	#DIV/0!	#DIV/0!
STD OREAS45E	STD	0.033	10.9	911	0.15	230	0.541	6.80	0.057	0.31	1.1	92.4	25	1.1	7.6	5.6	0.6	<1	86	7.2	<0.1	19.4	3.0	0.08	<0.005	2	<0.5	<0.5		
STD OREAS45E	STD	0.036	12.2	1047	0.18	263	0.548	6.97	0.073	0.36	1.0	110.5	25	1.7	8.4	6.6	0.6	<1	97	7.2	<0.1	24.1	3.0	0.08	<0.005	4	<0.5	<0.5		
STD OREAS45E	STD	0.038	10.8	989	0.16	253	0.522	6.81	0.059	0.36	1.0	89.0	24	1.2	8.0	5.9	0.5	<1	89	7.1	<0.1	21.8	2.9	0.14	<0.005	3	<0.5	<0.5		
STD OREAS45E	STD	0.032	10.7	1037	0.17	268	0.529	6.78	0.060	0.33	1.0	91.5	23	1.2	7.6	5.9	0.5	<1	96	6.5	<0.1	21.1	2.7	0.09	<0.005	4	<0.5	<0.5		
STD OREAS45E	STD	0.034	10.6	976	0.15	249	0.534	6.95	0.057	0.35	0.8	95.1	24	1.4	7.7	6.1	0.5	<1	91	6.7	<0.1	20.6	2.7	0.11	<0.005	4	<0.5	<0.5		
Mean		0.0	10.7	1006.5	0.2	258.5	0.5	6.9	0.1	0.3	0.9	93.3	23.5	1.3	7.7	6.0	0.5	#DIV/0!	93.5	6.6	#DIV/0!	20.9	2.7	0.1	#DIV/0!	4.0	#DIV/0!	#DIV/0!	#DIV/0!	#DIV/0!
Standard Deviation		0.00	0.07	43.13	0.01	13.44	0.00	0.12	0.00	0.01	0.14	2.55	0.71	0.14	0.07	0.14	0.00	0.00	3.54	0.14	0.00	0.35	0.00	0.01	0.00	0.00	0.00	0.00	0.00	0.00
%RSD		4%	1%	4%	9%	5%	1%	2%	4%	4%	16%	3%	3%	11%	1%	2%	0%	#DIV/0!	4%	2%	#DIV/0!	2%	0%	14%	#DIV/0!	0%	#DIV/0!	#DIV/0!	#DIV/0!	#DIV/0!
STD OREAS45EA	STD																												0.02	
STD OREAS45EA	STD																												0.01	
STD OREAS45EA	STD																												<0.01	
STD OREAS45EA	STD																												<0.01	
Mean		#DIV/0!	#DIV/0!	#DIV/0!	#DIV/0!	#DIV/0!	#DIV/0!	#DIV/0!	#DIV/0!	#DIV/0!	#DIV/0!	#DIV/0!	#DIV/0!	#DIV/0!	#DIV/0!	#DIV/0!	#DIV/0!	#DIV/0!	#DIV/0!	#DIV/0!	#DIV/0!	#DIV/0!	#DIV/0!	#DIV/0!	#DIV/0!	#DIV/0!	#DIV/0!	#DIV/0!	0.0	#DIV/0!
Standard Deviation		0.00	0.00	0.00	0.00	0.00	0.00	0.00	0.00	0.00	0.00	0.00	0.00	0.00	0.00	0.00	0.00	0.00	0.00	0.00	0.00	0.00	0.00	0.00	0.00	0.00	0.00	0.00	0.01	0.00
%RSD		#DIV/0!	#DIV/0!	#DIV/0!	#DIV/0!	#DIV/0!	#DIV/0!	#DIV/0!	#DIV/0!	#DIV/0!	#DIV/0!	#DIV/0!	#DIV/0!	#DIV/0!	#DIV/0!	#DIV/0!	#DIV/0!	#DIV/0!	#DIV/0!	#DIV/0!	#DIV/0!	#DIV/0!	#DIV/0!	#DIV/0!	#DIV/0!	#DIV/0!	#DIV/0!	#DIV/0!	64%	#DIV/0!
STD OXC145	STD																													
STD OXC145	STD																													
STD OXC145	STD																													
STD OXC145	STD																													
Mean		#DIV/0!	#DIV/0!	#DIV/0!	#DIV/0!	#DIV/0!	#DIV/0!	#DIV/0!	#DIV/0!	#DIV/0!	#DIV/0!	#DIV/0!	#DIV/0!	#DIV/0!	#DIV/0!	#DIV/0!	#DIV/0!	#DIV/0!	#DIV/0!	#DIV/0!	#DIV/0!	#DIV/0!	#DIV/0!	#DIV/0!	#DIV/0!	#DIV/0!	#DIV/0!	#DIV/0!	#DIV/0!	#DIV/0!
Standard Deviation		0.00	0.00	0.00	0.00	0.00	0.00	0.00	0.00	0.00	0.00	0.00	0.00	0.00	0.00	0.00	0.00	0.00	0.00	0.00	0.00	0.00	0.00	0.00	0.00	0.00	0.00	0.00	0.00	0.00
%RSD		#DIV/0!	#DIV/0!	#DIV/0!	#DIV/0!	#DIV/0!	#DIV/0!	#DIV/0!	#DIV/0!	#DIV/0!	#DIV/0!	#DIV/0!	#DIV/0!	#DIV/0!	#DIV/0!	#DIV/0!	#DIV/0!	#DIV/0!	#DIV/0!	#DIV/0!	#DIV/0!	#DIV/0!	#DIV/0!	#DIV/0!	#DIV/0!	#DIV/0!	#DIV/0!	#DIV/0!	#DIV/0!	#DIV/0!
STD OXH139	STD																													
STD OXH139	STD																													
STD OXH139	STD																													
Mean		#DIV/0!	#DIV/0!	#DIV/0!	#DIV/0!	#DIV/0!	#DIV/0!	#DIV/0!	#DIV/0!	#DIV/0!	#DIV/0!	#DIV/0!	#DIV/0!	#DIV/0!	#DIV/0!	#DIV/0!	#DIV/0!	#DIV/0!	#DIV/0!	#DIV/0!	#DIV/0!	#DIV/0!	#DIV/0!	#DIV/0!	#DIV/0!	#DIV/0!	#DIV/0!	#DIV/0!	#DIV/0!	#DIV/0!
Standard Deviation		0.00	0.00	0.00	0.00	0.00	0.00	0.00	0.00	0.00	0.00	0.00	0.00	0.00	0.00	0.00	0.00	0.00	0.00	0.00	0.00	0.00	0.00	0.00	0.00	0.00	0.00	0.00	0.00	0.00
%RSD		#DIV/0!	#DIV/0!	#DIV/0!	#DIV/0!	#DIV/0!	#DIV/0!	#DIV/0!	#DIV/0!	#DIV/0!	#DIV/0!	#DIV/0!	#DIV/0!	#DIV/0!	#DIV/0!	#DIV/0!	#DIV/0!	#DIV/0!	#DIV/0!	#DIV/0!	#DIV/0!	#DIV/0!	#DIV/0!	#DIV/0!	#DIV/0!	#DIV/0!	#DIV/0!	#DIV/0!	#DIV/0!	#DIV/0!
STD OXQ114	STD																													35.5
STD SP49	STD																													17.5
BLK	BLK																													
BLK	BLK																													
BLK	BLK																													
BLK	BLK																													
BLK	BLK																													
BLK	BLK																													
BLK	BLK																													
BLK	BLK	<0.001	<0.1	<1	<0.01	<1	<0.001	<0.01	<0.001	<0.01	<0.1	<0.1	<1	<0.1	<0.1	<0.1	<0.1	<1	<1	<0.1	<0.1	<0.1	<0.1	<0.05	<0.005	<1	<0.5	<0.5		
BLK	BLK	<0.001	<0.1	<1	<0.01	<1	<0.001	<0.01	<0.001	<0.01	<0.1	<0.1	<1	<0.1	<0.1	<0.1	<0.1	<1	<1	<0.1	<0.1	<0.1	<0.1	<0.05	<0.005	1	<0.5	<0.5		
BLK	BLK	<0.001	<0.1	<1	<0.01	<1	<0.001	<0.01	0.005	<0.01	<0.1	<0.1	<1	<0.1	<0.1	<0.1	<0.1	<1	<1	<0.1	<0.1	0.1	<0.1	<0.05	<0.005	2	<0.5	<0.5		
BLK	BLK	<0.001	<0.1	<1	<0.01	<1	<0.001	<0.01	<0.001	<0.01	<0.1	<0.1	<1	<0.1	<0.1	<0.1	<0.1	<1	<1	<0.1	<0.1	<0.1	<0.1	<0.05	<0.005	<1	<0.5	<0.5		
BLK	BLK																												<0.01	
BLK	BLK																												<0.01	
BLK	BLK																												<0.01	
BLK	BLK																												<0.01	
BLK	BLK	<0.001	<0.1	<1	<0.01	<1	<0.001	<0.01	<0.001	<0.01	<0.1	<0.1	<1	<0.1	<0.1	<0.1	<0.1	<1	<1	<0.1	<0.1	<0.1	<0.1	<0.05	<0.005	<1	<0.5	<0.5		
BLK	BLK																													<0.9
Mean		#DIV/0!	#DIV/0!	#DIV/0!	#DIV/0!	#DIV/0!	#DIV/0!	#DIV/0!	0.0	#DIV/0!	#DIV/0!	#DIV/0!	#DIV/0!	#DIV/0!	#DIV/0!	#DIV/0!	#DIV/0!	#DIV/0!	#DIV/0!	#DIV/0!	#DIV/0!	0.1	#DIV/0!	#DIV/0!	#DIV/0!	1.5	#DIV/0!	#DIV/0!	#DIV/0!	#DIV/0!
Standard Deviation		0.00	0.00	0.00	0.00	0.00	0.00	0.00	0.00	0.00	0.00	0.00	0.00	0.00	0.00	0.00	0.00	0.00	0.00	0.00	0.00	0.02	0.00	0.00	0.00	0.53	0.00	0.00	0.00	0.00
%RSD		#DIV/0!	#DIV/0!	#DIV/0!	#DIV/0!	#DIV/0!	#DIV/0!	#DIV/0!	24%	#DIV/0!	#DIV/0!	#DIV/0!	#DIV/0!	#DIV/0!	#DIV/0!	#DIV/0!	#DIV/0!	#DIV/0!	#DIV/0!	#DIV/0!	#DIV/0!	24%	#DIV/0!	#DIV/0!	#DIV/0!	35%	#DIV/0!	#DIV/0!	#DIV/0!	#DIV/0!
Prep Wash																														
ROCK-WHI	Prep Blanl	0.037	12.2	3	0.53	852	0.201	6.79	3.277	1.68	0.3	57.1	24	0.9	15.6	5.7	0.4	<1	6	2.7	<0.1	31.6	1.8	0.06	<0.005	<1	<0.5	<0.5	<0.01	
ROCK-WHI	Prep Blanl	0.040	13.7	3	0.55	894	0.215	7.01	3.389	1.71	0.3	57.3	27	1.0	17.5	6.3	0.4	<1	7	2.8	<0.1	36.9	2.1	<0.05	<0.005	<1	<0.5	<0.5	<0.01	
Percent Difference		8%	12%	0%	4%	5%	7%	3%	3%	2%	0%	0%	12%	11%	11%	10%	0%	#VALUE!	15%	4%	#VALUE!	15%	15%	#VALUE!	#VALUE!	#VALUE!	#VALUE!	#VALUE!	#VALUE!	

Bureau Veritas Commodities Canada Ltd. **Final Report**

Client: Goldstrike Resources Ltd.
File Created: 18-Oct-2018
Job Number: WHI18000266
Number of Samples: 117
Project: LUC
Shipment ID: DDLS-18-04
P.O. Number:
Received: 04-Jul-2018

Method		WGHT	FA350	MA200	MA200	MA200	MA200	MA200	MA200	MA200	MA200	MA200	MA200	MA200	MA200	MA200	MA200	MA200	MA200	MA200	MA200	MA200
Analyte		Wgt	Au	Mo	Cu	Pb	Zn	Ag	Ni	Co	Mn	Fe	As	U	Th	Sr	Cd	Sb	Bi	V	Ca	P
Unit		KG	PPB	PPM	PPM	PPM	PPM	PPM	PPM	PPM	PPM	%	PPM	PPM	PPM	PPM	PPM	PPM	PPM	PPM	%	%
MDL		0.01	2	0.1	0.1	0.1	1	0.1	0.1	0.2	1	0.01	1	0.1	0.1	1	0.1	0.1	0.1	1	0.01	0.001
Sample	**Type**																					
Pulp Duplicates																						
1472258	Drill Core	3.00	2	0.3	10.5	3.2	38	<0.1	4.5	15.9	621	3.20	2	0.8	2.1	246	<0.1	0.1	<0.1	110	2.55	0.048
1472258	REP		2																			
Percent Difference			0%	#VALUE!	#VALUE!	#VALUE!	#VALUE!	#VALUE!	#VALUE!	#VALUE!	#VALUE!	#VALUE!	#VALUE!	#VALUE!	#VALUE!	#VALUE!	#VALUE!	#VALUE!	#VALUE!	#VALUE!	#VALUE!	#VALUE!
1472291	Drill Core	2.13	18	0.8	17.7	5.1	22	<0.1	2.9	8.2	633	2.46	8	0.4	3.0	202	0.4	1.4	<0.1	53	2.59	0.045
1472291	REP		17																			
Percent Difference			6%	#VALUE!	#VALUE!	#VALUE!	#VALUE!	#VALUE!	#VALUE!	#VALUE!	#VALUE!	#VALUE!	#VALUE!	#VALUE!	#VALUE!	#VALUE!	#VALUE!	#VALUE!	#VALUE!	#VALUE!	#VALUE!	#VALUE!
1472325	Rock Pulp	0.05	5	3.2	20.1	4.2	41	0.5	20.3	9.6	457	2.40	4	0.8	1.8	230	0.2	0.8	<0.1	78	1.75	0.049
1472325	REP		4																			
Percent Difference			22%	#VALUE!	#VALUE!	#VALUE!	#VALUE!	#VALUE!	#VALUE!	#VALUE!	#VALUE!	#VALUE!	#VALUE!	#VALUE!	#VALUE!	#VALUE!	#VALUE!	#VALUE!	#VALUE!	#VALUE!	#VALUE!	#VALUE!
1472356	Drill Core	4.80	<2	1.5	6.1	28.2	37	<0.1	8.5	5.6	374	1.66	13	2.7	15.0	579	<0.1	0.7	0.3	42	2.51	0.054
1472356	REP		<2																			
Percent Difference			#VALUE!	#VALUE!	#VALUE!	#VALUE!	#VALUE!	#VALUE!	#VALUE!	#VALUE!	#VALUE!	#VALUE!	#VALUE!	#VALUE!	#VALUE!	#VALUE!	#VALUE!	#VALUE!	#VALUE!	#VALUE!	#VALUE!	#VALUE!
1472250	Rock Pulp	0.05	4	3.1	24.5	5.2	46	0.3	21.7	11.8	475	2.52	4	0.8	1.9	236	0.2	0.8	<0.1	85	1.83	0.057
1472250	REP			3.2	24.9	4.6	45	0.4	22.9	11.9	471	2.57	4	0.8	2.0	234	0.2	0.8	<0.1	85	1.83	0.053
Percent Difference			#VALUE!	3%	2%	12%	2%	29%	5%	1%	1%	2%	0%	0%	5%	1%	0%	0%	#VALUE!	0%	0%	7%
1472273	Drill Core	4.28	<2	0.8	8.0	2.9	29	<0.1	26.9	17.5	924	3.14	9	1.3	5.9	125	<0.1	1.4	<0.1	121	5.15	0.045
1472273	REP			0.9	7.0	2.9	30	<0.1	27.2	18.7	888	3.20	8	1.3	5.9	130	<0.1	1.4	<0.1	124	5.26	0.047
Percent Difference			#VALUE!	12%	13%	0%	3%	#VALUE!	1%	7%	4%	2%	12%	0%	0%	4%	#VALUE!	0%	#VALUE!	2%	2%	4%
1472340	Drill Core	4.83	12	1.7	29.9	6.0	56	<0.1	5.1	23.2	792	3.48	13	0.3	2.3	290	<0.1	9.9	<0.1	104	3.63	0.056
1472340	REP			1.4	31.1	6.5	53	<0.1	5.3	20.8	808	3.52	13	0.3	2.2	285	<0.1	10.5	<0.1	104	3.63	0.059
Percent Difference			#VALUE!	19%	4%	8%	6%	#VALUE!	4%	11%	2%	1%	0%	0%	4%	2%	#VALUE!	6%	#VALUE!	0%	0%	5%
1472363	Drill Core	4.54	<2	0.4	12.6	12.8	23	<0.1	5.5	17.2	246	1.22	4	1.2	5.6	151	<0.1	<0.1	<0.1	28	0.91	0.011
1472363	REP																					
Percent Difference			#VALUE!	#VALUE!	#VALUE!	#VALUE!	#VALUE!	#VALUE!	#VALUE!	#VALUE!	#VALUE!	#VALUE!	#VALUE!	#VALUE!	#VALUE!	#VALUE!	#VALUE!	#VALUE!	#VALUE!	#VALUE!	#VALUE!	#VALUE!
1472311	Drill Core	4.37	24	1.0	20.5	3.0	27	<0.1	2.6	7.5	808	2.93	4	0.4	3.1	127	0.3	1.0	<0.1	85	2.15	0.051
1472311	REP																					
Percent Difference			#VALUE!	#VALUE!	#VALUE!	#VALUE!	#VALUE!	#VALUE!	#VALUE!	#VALUE!	#VALUE!	#VALUE!	#VALUE!	#VALUE!	#VALUE!	#VALUE!	#VALUE!	#VALUE!	#VALUE!	#VALUE!	#VALUE!	#VALUE!
1472362	Drill Core	3.76	<2	0.4	23.2	20.6	85	<0.1	18.0	10.6	425	2.99	8	3.7	14.4	180	0.1	0.2	0.2	88	0.74	0.019
1472362	REP			0.4	21.6	20.9	81	<0.1	18.6	10.7	424	2.96	8	3.7	14.6	178	0.2	0.2	0.2	87	0.73	0.021
Percent Difference			#VALUE!	0%	7%	1%	5%	#VALUE!	3%	1%	0%	1%	0%	0%	1%	1%	67%	0%	0%	1%	1%	10%
1472305	Drill Core	4.55	6	1.1	29.8	4.2	37	<0.1	3.0	11.3	573	3.22	10	0.6	3.0	214	<0.1	0.8	<0.1	79	3.12	0.043
1472305	REP			0.8	28.8	3.8	34	<0.1	3.0	11.0	528	3.08	9	0.5	2.6	200	<0.1	0.6	<0.1	74	3.05	0.039
Percent Difference			#VALUE!	32%	3%	10%	8%	#VALUE!	0%	3%	8%	4%	11%	18%	14%	7%	#VALUE!	29%	#VALUE!	7%	2%	10%
1472346	Drill Core	5.22	<2	0.3	22.4	4.8	72	<0.1	21.1	32.1	1081	6.28	6	0.9	3.1	181	<0.1	2.5	<0.1	258	3.75	0.071
1472346	REP																					
Percent Difference			#VALUE!	#VALUE!	#VALUE!	#VALUE!	#VALUE!	#VALUE!	#VALUE!	#VALUE!	#VALUE!	#VALUE!	#VALUE!	#VALUE!	#VALUE!	#VALUE!	#VALUE!	#VALUE!	#VALUE!	#VALUE!	#VALUE!	#VALUE!
1472276	Rock Pulp	0.09	473	55.5	>10000.0	1036.1	>10000	62.7	20.3	3.7	730	13.18	65	4.7	0.2	56	267.7	57.9	11.6	45	1.82	0.041
1472276	REP																					
Percent Difference			#VALUE!	#VALUE!	#VALUE!	#VALUE!	#VALUE!	#VALUE!	#VALUE!	#VALUE!	#VALUE!	#VALUE!	#VALUE!	#VALUE!	#VALUE!	#VALUE!	#VALUE!	#VALUE!	#VALUE!	#VALUE!	#VALUE!	#VALUE!
Preparation Duplicates																						
1472253	Drill Core	2.75	7	0.3	43.0	5.1	55	0.2	4.9	15.7	775	4.31	3	1.0	2.5	174	0.1	0.3	<0.1	131	0.96	0.023
1472253	DUP		8	0.2	42.1	4.9	61	0.2	5.1	16.5	783	4.35	3	0.9	2.5	177	0.1	0.2	<0.1	134	1.02	0.025
Percent Difference			13%	40%	2%	4%	10%	0%	4%	5%	1%	1%	0%	11%	0%	2%	0%	40%	#VALUE!	2%	6%	8%
1472287	Drill Core	4.02	120	2.0	21.9	5.7	53	0.2	10.8	14.1	895	4.43	8	0.9	2.9	253	<0.1	2.3	<0.1	176	5.54	0.048
1472287	DUP		170	1.9	21.5	5.3	52	0.2	11.2	14.4	871	4.29	7	0.9	2.8	241	<0.1	2.1	<0.1	167	5.18	0.040
Percent Difference			34%	5%	2%	7%	2%	0%	4%	2%	3%	3%	13%	0%	4%	5%	#VALUE!	9%	#VALUE!	5%	7%	18%
1472321	Drill Core	4.13	11	4.2	48.5	4.0	58	<0.1	5.4	12.1	563	4.28	7	0.3	1.6	121	<0.1	2.3	<0.1	138	1.99	0.068
1472321	DUP		11	4.4	50.4	4.3	65	<0.1	5.6	11.7	534	4.37	8	0.3	1.7	127	<0.1	2.1	<0.1	143	1.91	0.069
Percent Difference			0%	5%	4%	7%	11%	#VALUE!	4%	3%	5%	2%	13%	0%	6%	5%	#VALUE!	9%	#VALUE!	4%	4%	1%
1472355	Drill Core	4.83	<2	1.5	7.1	32.3	38	<0.1	9.8	6.0	384	1.73	12	2.9	16.0	543	<0.1	0.5	0.3	40	2.34	0.056
1472355	DUP		<2	1.7	6.4	33.8	41	<0.1	10.2	6.2	382	1.78	12	3.1	16.9	576	<0.1	0.6	0.3	40	2.39	0.062
Percent Difference			#VALUE!	13%	10%	5%	8%	#VALUE!	4%	3%	1%	3%	0%	7%	5%	6%	#VALUE!	18%	0%	0%	2%	10%
Reference Materials																						
STD AGPROOF	STD																					
STD DS11	STD																					
STD DS11	STD																					
STD DS11	STD																					
STD DS11	STD																					
Mean			#DIV/0!	#DIV/0!	#DIV/0!	#DIV/0!	#DIV/0!	#DIV/0!	#DIV/0!	#DIV/0!	#DIV/0!	#DIV/0!	#DIV/0!	#DIV/0!	#DIV/0!	#DIV/0!	#DIV/0!	#DIV/0!	#DIV/0!	#DIV/0!	#DIV/0!	#DIV/0!
Standard Deviation			0.00	0.00	0.00	0.00	0.00	0.00	0.00	0.00	0.00	0.00	0.00	0.00	0.00	0.00	0.00	0.00	0.00	0.00	0.00	0.00
%RSD			#DIV/0!	#DIV/0!	#DIV/0!	#DIV/0!	#DIV/0!	#DIV/0!	#DIV/0!	#DIV/0!	#DIV/0!	#DIV/0!	#DIV/0!	#DIV/0!	#DIV/0!	#DIV/0!	#DIV/0!	#DIV/0!	#DIV/0!	#DIV/0!	#DIV/0!	#DIV/0!
STD OREAS25A-4A	STD			2.4	36.8	25.7	50	<0.1	48.2	8.3	503	6.78	9	3.0	16.6	49	<0.1	0.5	0.4	168	0.30	0.057
STD OREAS25A-4A	STD			2.5	34.5	23.7	47	<0.1	43.7	7.2	483	6.46	11	2.6	15.2	48	<0.1	0.6	0.3	156	0.31	0.047
STD OREAS25A-4A	STD			2.5	32.5	23.8	41	<0.1	43.1	6.9	490	6.28	10	2.7	12.9	44	<0.1	0.5	0.4	148	0.26	0.044
STD OREAS25A-4A	STD			2.2	32.3	24.7	43	<0.1	43.0	7.2	495	6.50	9	2.7	16.9	47	<0.1	0.6	0.3	166	0.30	0.047
STD OREAS25A-4A	STD			2.4	34.6	25.2	42	<0.1	47.9	7.5	507	6.72	10	2.9	17.5	50	<0.1	0.6	0.3	159	0.31	0.046
Mean			#DIV/0!	2.4	33.5	24.4	43.3	#DIV/0!	44.4	7.2	493.8	6.5	10.0	2.7	15.6	47.3	#DIV/0!	0.6	0.3	157.3	0.3	0.0
Standard Deviation			0.00	0.14	1.24	0.72	2.63	0.00	2.34	0.24	10.11	0.18	0.82	0.13	2.06	2.50	0.00	0.05	0.05	7.46	0.02	0.00
%RSD			#DIV/0!	6%	4%	3%	6%	#DIV/0!	5%	3%	2%	3%	8%	5%	13%	5%	#DIV/0!	9%	15%	5%	8%	3%
STD OREAS45E	STD			2.2	746.9	17.6	45	0.3	452.7	54.0	530	22.75	17	2.4	12.7	15	<0.1	0.8	0.3	316	0.05	0.033
STD OREAS45E	STD			2.5	769.8	20.1	47	0.4	493.1	59.0	561	25.45	16	2.7	13.2	18	0.1	1.3	0.3	337	0.07	0.035
STD OREAS45E	STD			2.5	791.5	18.9	48	0.3	471.6	60.6	583	25.20	17	2.5	14.1	18	<0.1	1.2	0.2	339	0.07	0.034
STD OREAS45E	STD			2.6	811.0	20.7	50	0.3	498.2	62.2	572	25.50	18	2.6	15.3	19	<0.1	1.1	0.3	344	0.08	0.033
Mean			#DIV/0!	2.5	779.8	19.3	47.5	0.3	478.9	59.0	561.5	24.7	17.0	2.6	13.8	17.5	0.1	1.1	0.3	334.0	0.1	0.0
Standard Deviation			0.00	0.17	27.65	1.37	2.08	0.05	20.93	3.55	22.84	1.32	0.82	0.13	1.14	1.73	0.05	0.22	0.05	12.36	0.01	0.00
%RSD			#DIV/0!	7%	4%	7%	4%	15%	4%	6%	4%	5%	5%	5%	8%	10%	50%	20%	18%	4%	19%	3%
STD OREAS45EA	STD																					
STD OREAS45EA	STD																					
STD OREAS45EA	STD																					
STD OREAS45EA	STD																					
Mean			#DIV/0!	#DIV/0!	#DIV/0!	#DIV/0!	#DIV/0!	#DIV/0!	#DIV/0!	#DIV/0!	#DIV/0!	#DIV/0!	#DIV/0!	#DIV/0!	#DIV/0!	#DIV/0!	#DIV/0!	#DIV/0!	#DIV/0!	#DIV/0!	#DIV/0!	#DIV/0!
Standard Deviation			0.00	0.00	0.00	0.00	0.00	0.00	0.00	0.00	0.00	0.00	0.00	0.00	0.00	0.00	0.00	0.00	0.00	0.00	0.00	0.00
%RSD			#DIV/0!	#DIV/0!	#DIV/0!	#DIV/0!	#DIV/0!	#DIV/0!	#DIV/0!	#DIV/0!	#DIV/0!	#DIV/0!	#DIV/0!	#DIV/0!	#DIV/0!	#DIV/0!	#DIV/0!	#DIV/0!	#DIV/0!	#DIV/0!	#DIV/0!	#DIV/0!
STD OXC145	STD		213																			
STD OXC145	STD		224																			
STD OXC145	STD		207																			
STD OXC145	STD		206																			
STD OXC145	STD		206																			
Mean			211.2	#DIV/0!	#DIV/0!	#DIV/0!	#DIV/0!	#DIV/0!	#DIV/0!	#DIV/0!	#DIV/0!	#DIV/0!	#DIV/0!	#DIV/0!	#DIV/0!	#DIV/0!	#DIV/0!	#DIV/0!	#DIV/0!	#DIV/0!	#DIV/0!	#DIV/0!
Standard Deviation			7.73	0.00	0.00	0.00	0.00	0.00	0.00	0.00	0.00	0.00	0.00	0.00	0.00	0.00	0.00	0.00	0.00	0.00	0.00	0.00
%RSD			4%	#DIV/0!	#DIV/0!	#DIV/0!	#DIV/0!	#DIV/0!	#DIV/0!	#DIV/0!	#DIV/0!	#DIV/0!	#DIV/0!	#DIV/0!	#DIV/0!	#DIV/0!	#DIV/0!	#DIV/0!	#DIV/0!	#DIV/0!	#DIV/0!	#DIV/0!
STD OXH139	STD		1278																			
STD OXH139	STD		1339																			
STD OXH139	STD		1264																			
STD OXH139	STD		1332																			
STD OXH139	STD		1308																			
Mean			1304.2	#DIV/0!	#DIV/0!	#DIV/0!	#DIV/0!	#DIV/0!	#DIV/0!	#DIV/0!	#DIV/0!	#DIV/0!	#DIV/0!	#DIV/0!	#DIV/0!	#DIV/0!	#DIV/0!	#DIV/0!	#DIV/0!	#DIV/0!	#DIV/0!	#DIV/0!
Standard Deviation			32.79	0.00	0.00	0.00	0.00	0.00	0.00	0.00	0.00	0.00	0.00	0.00	0.00	0.00	0.00	0.00	0.00	0.00	0.00	0.00
%RSD			3%	#DIV/0!	#DIV/0!	#DIV/0!	#DIV/0!	#DIV/0!	#DIV/0!	#DIV/0!	#DIV/0!	#DIV/0!	#DIV/0!	#DIV/0!	#DIV/0!	#DIV/0!	#DIV/0!	#DIV/0!	#DIV/0!	#DIV/0!	#DIV/0!	#DIV/0!
STD OXQ114	STD																					
STD SP49	STD																					
BLK	BLK		<2																			
BLK	BLK		<2																			
BLK	BLK		<2																			
BLK	BLK		2																			
BLK	BLK		<2																			
BLK	BLK		<2																			
BLK	BLK		<2																			
BLK	BLK		<2																			
BLK	BLK			<0.1	0.4	0.2	<1	<0.1	<0.1	<0.2	3	<0.01	<1	<0.1	<0.1	<1	<0.1	<0.1	<0.1	<1	<0.01	<0.001
BLK	BLK																					
BLK	BLK		<2																			
BLK	BLK		<2																			
BLK	BLK			<0.1	0.4	<0.1	<1	<0.1	<0.1	<0.2	1	<0.01	2	<0.1	<0.1	<1	<0.1	<0.1	<0.1	<1	<0.01	<0.001
BLK	BLK			<0.1	<0.1	<0.1	<1	<0.1	0.3	<0.2	<1	<0.01	<1	<0.1	<0.1	<1	<0.1	<0.1	<0.1	<1	<0.01	<0.001
BLK	BLK																					
BLK	BLK																					
BLK	BLK			<0.1	<0.1	<0.1	<1	<0.1	<0.1	<0.2	<1	<0.01	<1	<0.1	<0.1	1	<0.1	<0.1	<0.1	<1	<0.01	<0.001
BLK	BLK			<0.1	0.1	<0.1	<1	<0.1	<0.1	<0.2	<1	<0.01	<1	<0.1	<0.1	<1	<0.1	<0.1	<0.1	<1	<0.01	<0.001
BLK	BLK																					
BLK	BLK																					
Mean			2.0	#DIV/0!	0.3	0.2	#DIV/0!	#DIV/0!	0.3	#DIV/0!	2.0	#DIV/0!	2.0	#DIV/0!	#DIV/0!	1.0	#DIV/0!	#DIV/0!	#DIV/0!	#DIV/0!	#DIV/0!	#DIV/0!
Standard Deviation			0.45	0.00	0.12	0.04	0.00	0.00	0.07	0.00	0.70	0.00	0.45	0.00	0.00	0.22	0.00	0.00	0.00	0.00	0.00	0.00
%RSD			22%	#DIV/0!	41%	22%	#DIV/0!	#DIV/0!	22%	#DIV/0!	35%	#DIV/0!	22%	#DIV/0!	#DIV/0!	22%	#DIV/0!	#DIV/0!	#DIV/0!	#DIV/0!	#DIV/0!	#DIV/0!
Prep Wash																						
ROCK-WHI	Prep Blanl		<2	1.3	6.2	5.2	37	<0.1	0.6	3.6	630	1.99	<1	1.2	2.7	175	<0.1	0.2	<0.1	30	1.32	0.039
ROCK-WHI	Prep Blanl		<2	1.2	5.2	3.0	40	<0.1	1.3	3.9	607	2.00	2	1.1	2.7	191	<0.1	0.1	<0.1	33	1.44	0.049
Percent Difference			#VALUE!	8%	18%	54%	8%	#VALUE!	74%	8%	4%	1%	#VALUE!	9%	0%	9%	#VALUE!	67%	#VALUE!	10%	9%	23%

Method	MA200	MA200	MA200	MA200	MA200	MA200	MA200	MA200	MA200	MA200	MA200	MA200	MA200	MA200	MA200	MA200	MA200	MA200	MA200	MA200	MA200	MA200	MA200	MA200	MA200	MA200	AQ200	FA550
Analyte	La	Cr	Mg	Ba	Ti	Al	Na	K	W	Zr	Ce	Sn	Y	Nb	Ta	Be	Sc	Li	S	Rb	Hf	In	Re	Se	Te	Tl	Hg	Au
Unit	PPM	PPM	%	PPM	%	%	%	%	PPM	PPM	PPM	PPM	PPM	PPM	PPM	PPM	PPM	PPM	%	PPM	PPM	PPM	PPM	PPM	PPM	PPM	PPM	GM/T
MDL	0.1	1	0.01	1	0.001	0.01	0.001	0.01	0.1	0.1	1	0.1	0.1	0.1	0.1	1	1	0.1	0.1	0.1	0.1	0.05	0.005	1	0.5	0.5	0.01	0.9
Sample																												
Pulp Duplicates																												
1472258	6.7	8	1.06	410	0.224	8.13	3.105	1.11	0.2	3.0	13	1.8	11.6	1.8	0.1	<1	17	15.3	<0.1	27.9	0.2	<0.05	<0.005	<1	<0.5	<0.5	<0.01	
1472258																												
Percent Difference	#VALUE!	#VALUE!	#VALUE!	#VALUE!	#VALUE!	#VALUE!	#VALUE!	#VALUE!	#VALUE!	#VALUE!	#VALUE!	#VALUE!	#VALUE!	#VALUE!	#VALUE!	#VALUE!	#VALUE!	#VALUE!	#VALUE!	#VALUE!	#VALUE!	#VALUE!	#VALUE!	#VALUE!	#VALUE!	#VALUE!	#VALUE!	
1472291	10.1	4	0.39	260	0.172	7.39	3.749	0.92	2.9	6.6	23	0.6	7.6	1.6	<0.1	<1	14	20.0	<0.1	19.0	0.3	<0.05	<0.005	<1	<0.5	<0.5	0.12	
1472291																												
Percent Difference	#VALUE!	#VALUE!	#VALUE!	#VALUE!	#VALUE!	#VALUE!	#VALUE!	#VALUE!	#VALUE!	#VALUE!	#VALUE!	#VALUE!	#VALUE!	#VALUE!	#VALUE!	#VALUE!	#VALUE!	#VALUE!	#VALUE!	#VALUE!	#VALUE!	#VALUE!	#VALUE!	#VALUE!	#VALUE!	#VALUE!	#VALUE!	
1472325	8.3	27	0.79	469	0.259	5.19	2.128	0.83	26.0	37.8	17	0.7	12.1	3.4	0.2	<1	10	12.2	<0.1	20.4	1.2	<0.05	<0.005	<1	<0.5	<0.5	0.02	
1472325																												
Percent Difference	#VALUE!	#VALUE!	#VALUE!	#VALUE!	#VALUE!	#VALUE!	#VALUE!	#VALUE!	#VALUE!	#VALUE!	#VALUE!	#VALUE!	#VALUE!	#VALUE!	#VALUE!	#VALUE!	#VALUE!	#VALUE!	#VALUE!	#VALUE!	#VALUE!	#VALUE!	#VALUE!	#VALUE!	#VALUE!	#VALUE!	#VALUE!	
1472356	29.1	11	0.65	1422	0.150	6.47	1.161	2.37	2.6	85.4	53	1.1	11.3	9.4	0.7	2	3	21.6	<0.1	79.6	2.4	<0.05	<0.005	<1	<0.5	0.9	0.63	
1472356																												
Percent Difference	#VALUE!	#VALUE!	#VALUE!	#VALUE!	#VALUE!	#VALUE!	#VALUE!	#VALUE!	#VALUE!	#VALUE!	#VALUE!	#VALUE!	#VALUE!	#VALUE!	#VALUE!	#VALUE!	#VALUE!	#VALUE!	#VALUE!	#VALUE!	#VALUE!	#VALUE!	#VALUE!	#VALUE!	#VALUE!	#VALUE!	#VALUE!	
1472250	9.1	31	0.82	462	0.277	5.28	2.149	0.82	26.4	36.9	17	0.8	12.9	3.3	0.2	<1	10	12.2	<0.1	20.9	1.1	<0.05	<0.005	<1	<0.5	<0.5	0.03	
1472250	9.6	31	0.82	487	0.277	5.48	2.191	0.84	27.3	39.4	18	0.8	13.3	3.4	0.2	<1	11	11.0	<0.1	23.3	1.2	<0.05	<0.005	1	<0.5	<0.5		
Percent Difference	5%	0%	0%	5%	0%	4%	2%	2%	3%	7%	6%	0%	3%	3%	0%	#VALUE!	10%	10%	#VALUE!	11%	9%	#VALUE!	#VALUE!	#VALUE!	#VALUE!	#VALUE!	#VALUE!	
1472273	19.0	88	0.64	432	0.397	6.98	0.877	0.94	0.6	11.8	37	3.1	24.3	8.3	0.6	1	16	18.7	<0.1	30.6	0.6	<0.05	<0.005	<1	<0.5	<0.5	<0.01	
1472273	19.8	84	0.65	447	0.389	7.06	0.934	0.97	0.6	12.7	40	3.1	25.4	8.4	0.6	<1	16	19.7	<0.1	32.1	0.5	0.06	<0.005	<1	<0.5	<0.5		
Percent Difference	4%	5%	2%	3%	2%	1%	6%	3%	0%	7%	8%	0%	4%	1%	0%	#VALUE!	0%	5%	#VALUE!	5%	18%	#VALUE!	#VALUE!	#VALUE!	#VALUE!	#VALUE!	#VALUE!	
1472340	10.1	7	1.23	117	0.244	7.36	0.033	0.70	4.1	3.5	24	0.9	10.2	2.6	0.1	<1	22	45.7	<0.1	17.4	0.2	0.06	<0.005	<1	<0.5	<0.5	0.07	
1472340	10.3	6	1.23	117	0.230	7.47	0.032	0.70	3.3	3.3	25	0.8	10.2	2.4	0.1	<1	23	41.1	<0.1	16.8	0.2	0.07	<0.005	<1	<0.5	<0.5		
Percent Difference	2%	15%	0%	0%	6%	1%	3%	0%	22%	6%	4%	12%	0%	8%	0%	#VALUE!	4%	11%	#VALUE!	4%	0%	15%	#VALUE!	#VALUE!	#VALUE!	#VALUE!	#VALUE!	
1472363	14.8	13	0.42	968	0.107	4.43	0.885	1.86	1.0	13.5	30	1.8	7.4	4.6	0.4	1	5	9.4	<0.1	63.2	0.5	<0.05	<0.005	<1	<0.5	<0.5	0.03	
1472363																											0.03	
Percent Difference	#VALUE!	#VALUE!	#VALUE!	#VALUE!	#VALUE!	#VALUE!	#VALUE!	#VALUE!	#VALUE!	#VALUE!	#VALUE!	#VALUE!	#VALUE!	#VALUE!	#VALUE!	#VALUE!	#VALUE!	#VALUE!	#VALUE!	#VALUE!	#VALUE!	#VALUE!	#VALUE!	#VALUE!	#VALUE!	#VALUE!	0%	
1472311	9.4	4	0.47	188	0.140	7.05	4.413	0.77	5.9	8.9	21	0.6	8.2	1.4	0.1	<1	15	8.8	<0.1	11.8	0.4	<0.05	<0.005	<1	<0.5	<0.5	<0.01	
1472311																											<0.01	
Percent Difference	#VALUE!	#VALUE!	#VALUE!	#VALUE!	#VALUE!	#VALUE!	#VALUE!	#VALUE!	#VALUE!	#VALUE!	#VALUE!	#VALUE!	#VALUE!	#VALUE!	#VALUE!	#VALUE!	#VALUE!	#VALUE!	#VALUE!	#VALUE!	#VALUE!	#VALUE!	#VALUE!	#VALUE!	#VALUE!	#VALUE!	#VALUE!	
1472362	35.0	47	0.86	809	0.316	7.59	0.905	1.95	2.1	26.5	72	3.0	17.1	11.8	0.9	2	13	22.1	<0.1	98.4	0.9	0.07	<0.005	<1	<0.5	0.6	0.04	
1472362	36.5	47	0.86	838	0.303	7.52	0.940	2.01	2.3	25.9	72	3.0	16.3	11.7	0.8	2	13	23.8	<0.1	99.4	0.9	0.08	<0.005	<1	<0.5	0.6		
Percent Difference	4%	0%	0%	4%	4%	1%	4%	3%	9%	2%	0%	0%	5%	1%	12%	0%	0%	7%	#VALUE!	1%	0%	13%	#VALUE!	#VALUE!	#VALUE!	0%	#VALUE!	
1472305	12.4	5	0.71	698	0.233	7.62	2.288	1.35	0.7	3.3	30	0.9	20.8	4.0	0.3	1	20	32.8	<0.1	34.1	0.1	<0.05	<0.005	1	<0.5	<0.5	<0.01	
1472305	11.1	5	0.69	639	0.225	7.48	2.190	1.24	1.5	3.2	26	0.8	19.9	3.7	0.2	<1	19	30.3	<0.1	31.8	0.2	<0.05	<0.005	<1	<0.5	<0.5		
Percent Difference	11%	0%	3%	9%	3%	2%	4%	8%	73%	3%	14%	12%	4%	8%	40%	#VALUE!	5%	8%	#VALUE!	7%	67%	#VALUE!	#VALUE!	#VALUE!	#VALUE!	#VALUE!	#VALUE!	
1472346	11.3	42	2.34	136	0.643	7.68	2.521	1.46	0.7	8.3	23	1.0	16.1	5.9	0.4	<1	31	14.2	0.2	64.5	0.5	0.09	<0.005	<1	0.9	<0.5	0.07	
1472346																											0.06	
Percent Difference	#VALUE!	#VALUE!	#VALUE!	#VALUE!	#VALUE!	#VALUE!	#VALUE!	#VALUE!	#VALUE!	#VALUE!	#VALUE!	#VALUE!	#VALUE!	#VALUE!	#VALUE!	#VALUE!	#VALUE!	#VALUE!	#VALUE!	#VALUE!	#VALUE!	#VALUE!	#VALUE!	#VALUE!	#VALUE!	#VALUE!	15%	
1472276	2.2	14	2.44	11	0.030	4.18	0.504	0.79	0.6	28.9	7	3.5	5.9	0.4	<0.1	<1	8	6.9	>10.0	10.3	0.8	10.17	0.014	7	9.3	2.8	2.65	
1472276																											2.84	
Percent Difference	#VALUE!	#VALUE!	#VALUE!	#VALUE!	#VALUE!	#VALUE!	#VALUE!	#VALUE!	#VALUE!	#VALUE!	#VALUE!	#VALUE!	#VALUE!	#VALUE!	#VALUE!	#VALUE!	#VALUE!	#VALUE!	#VALUE!	#VALUE!	#VALUE!	#VALUE!	#VALUE!	#VALUE!	#VALUE!	#VALUE!	7%	
Preparation Duplicates																												
1472253	6.9	10	1.03	458	0.239	7.80	3.436	1.27	1.1	4.6	13	0.7	8.8	2.8	0.2	<1	18	15.4	<0.1	32.3	0.3	<0.05	<0.005	<1	<0.5	<0.5	<0.01	
1472253	6.4	12	1.08	455	0.240	7.89	3.477	1.37	1.1	4.5	13	0.6	8.6	2.7	0.2	<1	18	16.5	<0.1	32.0	0.3	0.05	<0.005	<1	<0.5	<0.5	<0.01	
Percent Difference	8%	18%	5%	1%	0%	1%	1%	8%	0%	2%	0%	15%	2%	4%	0%	#VALUE!	0%	7%	#VALUE!	1%	0%	#VALUE!	#VALUE!	#VALUE!	#VALUE!	#VALUE!	#VALUE!	
1472287	13.2	29	1.30	4624	0.358	7.19	1.315	1.01	1.3	6.5	30	1.1	16.8	3.3	0.2	1	27	17.9	0.1	40.7	0.3	<0.05	<0.005	1	<0.5	<0.5	<0.01	
1472287	12.9	26	1.26	4292	0.339	7.16	1.286	1.02	1.3	6.2	28	0.9	16.0	3.4	0.2	1	23	17.2	<0.1	38.6	0.3	<0.05	<0.005	1	0.6	<0.5	0.01	
Percent Difference	2%	11%	3%	7%	5%	0%	2%	1%	0%	5%	7%	20%	5%	3%	0%	0%	16%	4%	#VALUE!	5%	0%	#VALUE!	#VALUE!	0%	#VALUE!	#VALUE!	#VALUE!	
1472321	6.5	9	1.02	248	0.247	7.95	1.436	1.67	0.8	2.9	16	0.8	9.9	1.6	<0.1	<1	25	21.3	<0.1	32.3	0.2	0.06	<0.005	2	<0.5	<0.5	<0.01	
1472321	6.9	10	1.00	273	0.285	8.00	1.296	1.90	0.8	3.2	17	0.6	11.0	1.9	<0.1	<1	25	21.9	<0.1	36.1	0.2	0.05	<0.005	<1	<0.5	<0.5	<0.01	
Percent Difference	6%	11%	2%	10%	14%	1%	10%	13%	0%	10%	6%	29%	11%	17%	#VALUE!	#VALUE!	0%	3%	#VALUE!	11%	0%	18%	#VALUE!	#VALUE!	#VALUE!	#VALUE!	#VALUE!	
1472355	29.2	11	0.57	973	0.162	6.96	1.213	1.84	3.1	90.3	54	1.1	11.4	10.2	0.7	1	3	23.1	<0.1	69.5	2.8	<0.05	<0.005	<1	<0.5	0.8	0.38	
1472355	33.5	12	0.59	1074	0.173	7.11	1.211	2.14	3.1	90.2	59	1.1	12.0	10.7	0.8	2	4	24.6	<0.1	72.6	2.6	<0.05	<0.005	<1	<0.5	0.9	0.38	
Percent Difference	14%	9%	3%	10%	7%	2%	0%	15%	0%	0%	9%	0%	5%	5%	13%	67%	29%	6%	#VALUE!	4%	7%	#VALUE!	#VALUE!	#VALUE!	#VALUE!	12%	0%	
Reference Materials																												
STD AGPROOF																												<0.9
STD DS11																											0.25	
STD DS11																											0.26	
STD DS11																											0.24	
STD DS11																											0.30	
Mean	#DIV/0!	#DIV/0!	#DIV/0!	#DIV/0!	#DIV/0!	#DIV/0!	#DIV/0!	#DIV/0!	#DIV/0!	#DIV/0!	#DIV/0!	#DIV/0!	#DIV/0!	#DIV/0!	#DIV/0!	#DIV/0!	#DIV/0!	#DIV/0!	#DIV/0!	#DIV/0!	#DIV/0!	#DIV/0!	#DIV/0!	#DIV/0!	#DIV/0!	#DIV/0!	0.3	#DIV/0!
Standard Deviation	0.00	0.00	0.00	0.00	0.00	0.00	0.00	0.00	0.00	0.00	0.00	0.00	0.00	0.00	0.00	0.00	0.00	0.00	0.00	0.00	0.00	0.00	0.00	0.00	0.00	0.00	0.12	0.00
%RSD	#DIV/0!	#DIV/0!	#DIV/0!	#DIV/0!	#DIV/0!	#DIV/0!	#DIV/0!	#DIV/0!	#DIV/0!	#DIV/0!	#DIV/0!	#DIV/0!	#DIV/0!	#DIV/0!	#DIV/0!	#DIV/0!	#DIV/0!	#DIV/0!	#DIV/0!	#DIV/0!	#DIV/0!	#DIV/0!	#DIV/0!	#DIV/0!	#DIV/0!	#DIV/0!	46%	#DIV/0!
STD OREAS25A-4A	25.1	114	0.32	151	0.929	9.26	0.129	0.49	1.8	157.6	48	3.9	11.2	19.4	1.4	1	14	35.5	<0.1	62.3	4.2	0.11	<0.005	1	<0.5	<0.5		
STD OREAS25A-4A	20.5	119	0.32	144	0.932	8.72	0.126	0.46	1.7	142.7	46	3.8	9.9	18.9	1.3	1	12	33.6	<0.1	57.6	4.2	0.08	<0.005	3	<0.5	<0.5		
STD OREAS25A-4A	16.8	100	0.34	138	0.905	8.16	0.129	0.47	2.0	150.4	38	3.7	9.1	18.9	1.4	1	11	35.6	<0.1	54.1	3.9	<0.05	<0.005	2	<0.5	<0.5		
STD OREAS25A-4A	25.3	108	0.33	146	0.903	8.58	0.112	0.44	1.9	155.3	52	3.7	10.2	20.1	1.4	1	12	34.8	<0.1	64.2	4.0	0.13	<0.005	1	<0.5	<0.5		
STD OREAS25A-4A	25.1	114	0.33	154	0.984	8.93	0.118	0.46	1.9	154.4	52	3.8	11.3	19.6	1.5	<1	14	38.0	<0.1	62.8	4.2	0.10	<0.005	3	<0.5	<0.5		
Mean	21.9	110.3	0.3	145.5	0.9	8.6	0.1	0.5	1.9	150.7	47.0	3.8	10.1	19.4	1.4	1.0	12.3	35.5	#DIV/0!	59.7	4.1	0.1	#DIV/0!	2.3	#DIV/0!	#DIV/0!	#DIV/0!	#DIV/0!
Standard Deviation	4.07	8.18	0.01	6.61	0.04	0.33	0.01	0.01	0.13	5.74	6.63	0.06	0.91	0.59	0.08	0.50	1.26	1.86	0.00	4.68	0.15	0.06	0.00	0.96	0.00	0.00	0.00	0.00
%RSD	19%	7%	2%	5%	4%	4%	6%	3%	7%	4%	14%	2%	9%	3%	6%	50%	10%	5%	#DIV/0!	8%	4%	54%	#DIV/0!	43%	#DIV/0!	#DIV/0!	#DIV/0!	#DIV/0!
STD OREAS45E	10.5	939	0.16	241	0.481	6.66	0.055	0.31	0.9	85.4	23	1.3	7.1	5.6	0.5	<1	84	5.5	<0.1	19.9	2.9	0.09	<0.005	2	<0.5	<0.5		
STD OREAS45E	10.7	918	0.16	269	0.563	6.67	0.059	0.33	1.2	103.6	23	1.6	7.9	6.5	0.6	<1	97	6.9	<0.1	20.9	3.1	0.11	<0.005	4	<0.5	<0.5		
STD OREAS45E	11.9	1036	0.16	256	0.534	6.89	0.057	0.34	1.1	105.7	26	1.4	7.7	6.2	0.6	<1	93	7.1	<0.1	23.9	3.0	0.11	<0.005	2	<0.5	<0.5		
STD OREAS45E	12.2	1088	0.17	283	0.557	7.20	0.065	0.36	1.0	101.2	27	1.6	8.6	6.6	0.6	<1	94	6.9	<0.1	23.1	2.9	0.12	<0.005	3	<0.5	<0.5		
Mean	11.3	995.3	0.2	262.3	0.5	6.9	0.1	0.3	1.1	99.0	24.8	1.5	7.8	6.2	0.6	#DIV/0!	92.0	6.6	#DIV/0!	22.0	3.0	0.1	#DIV/0!	2.8	#DIV/0!	#DIV/0!	#DIV/0!	#DIV/0!
Standard Deviation	0.85	80.40	0.01	17.95	0.04	0.25	0.00	0.02	0.13	9.23	2.06	0.15	0.62	0.45	0.05	0.00	5.60	0.74	0.00	1.86	0.10	0.01	0.00	0.96	0.00	0.00	0.00	0.00
%RSD	8%	8%	3%	7%	7%	4%	7%	6%	12%	9%	8%	10%	8%	7%	9%	#DIV/0!	6%	11%	#DIV/0!	8%	3%	12%	#DIV/0!	35%	#DIV/0!	#DIV/0!	#DIV/0!	#DIV/0!
STD OREAS45EA																											<0.01	
STD OREAS45EA																											<0.01	
STD OREAS45EA																											<0.01	
STD OREAS45EA																											<0.01	
Mean	#DIV/0!	#DIV/0!	#DIV/0!	#DIV/0!	#DIV/0!	#DIV/0!	#DIV/0!	#DIV/0!	#DIV/0!	#DIV/0!	#DIV/0!	#DIV/0!	#DIV/0!	#DIV/0!	#DIV/0!	#DIV/0!	#DIV/0!	#DIV/0!	#DIV/0!	#DIV/0!	#DIV/0!	#DIV/0!	#DIV/0!	#DIV/0!	#DIV/0!	#DIV/0!	#DIV/0!	#DIV/0!
Standard Deviation	0.00	0.00	0.00	0.00	0.00	0.00	0.00	0.00	0.00	0.00	0.00	0.00	0.00	0.00	0.00	0.00	0.00	0.00	0.00	0.00	0.00	0.00	0.00	0.00	0.00	0.00	0.00	0.00
%RSD	#DIV/0!	#DIV/0!	#DIV/0!	#DIV/0!	#DIV/0!	#DIV/0!	#DIV/0!	#DIV/0!	#DIV/0!	#DIV/0!	#DIV/0!	#DIV/0!	#DIV/0!	#DIV/0!	#DIV/0!	#DIV/0!	#DIV/0!	#DIV/0!	#DIV/0!	#DIV/0!	#DIV/0!	#DIV/0!	#DIV/0!	#DIV/0!	#DIV/0!	#DIV/0!	#DIV/0!	#DIV/0!
STD OXC145																												
STD OXC145																												
STD OXC145																												
STD OXC145																												
STD OXC145																												
Mean	#DIV/0!	#DIV/0!	#DIV/0!	#DIV/0!	#DIV/0!	#DIV/0!	#DIV/0!	#DIV/0!	#DIV/0!	#DIV/0!	#DIV/0!	#DIV/0!	#DIV/0!	#DIV/0!	#DIV/0!	#DIV/0!	#DIV/0!	#DIV/0!	#DIV/0!	#DIV/0!	#DIV/0!	#DIV/0!	#DIV/0!	#DIV/0!	#DIV/0!	#DIV/0!	#DIV/0!	#DIV/0!
Standard Deviation	0.00	0.00	0.00	0.00	0.00	0.00	0.00	0.00	0.00	0.00	0.00	0.00	0.00	0.00	0.00	0.00	0.00	0.00	0.00	0.00	0.00	0.00	0.00	0.00	0.00	0.00	0.00	0.00
%RSD	#DIV/0!	#DIV/0!	#DIV/0!	#DIV/0!	#DIV/0!	#DIV/0!	#DIV/0!	#DIV/0!	#DIV/0!	#DIV/0!	#DIV/0!	#DIV/0!	#DIV/0!	#DIV/0!	#DIV/0!	#DIV/0!	#DIV/0!	#DIV/0!	#DIV/0!	#DIV/0!	#DIV/0!	#DIV/0!	#DIV/0!	#DIV/0!	#DIV/0!	#DIV/0!	#DIV/0!	#DIV/0!
STD OXH139																												
STD OXH139																												
STD OXH139																												
STD OXH139																												
STD OXH139																												
Mean	#DIV/0!	#DIV/0!	#DIV/0!	#DIV/0!	#DIV/0!	#DIV/0!	#DIV/0!	#DIV/0!	#DIV/0!	#DIV/0!	#DIV/0!	#DIV/0!	#DIV/0!	#DIV/0!	#DIV/0!	#DIV/0!	#DIV/0!	#DIV/0!	#DIV/0!	#DIV/0!	#DIV/0!	#DIV/0!	#DIV/0!	#DIV/0!	#DIV/0!	#DIV/0!	#DIV/0!	#DIV/0!
Standard Deviation	0.00	0.00	0.00	0.00	0.00	0.00	0.00	0.00	0.00	0.00	0.00	0.00	0.00	0.00	0.00	0.00	0.00	0.00	0.00	0.00	0.00	0.00	0.00	0.00	0.00	0.00	0.00	0.00
%RSD	#DIV/0!	#DIV/0!	#DIV/0!	#DIV/0!	#DIV/0!	#DIV/0!	#DIV/0!	#DIV/0!	#DIV/0!	#DIV/0!	#DIV/0!	#DIV/0!	#DIV/0!	#DIV/0!	#DIV/0!	#DIV/0!	#DIV/0!	#DIV/0!	#DIV/0!	#DIV/0!	#DIV/0!	#DIV/0!	#DIV/0!	#DIV/0!	#DIV/0!	#DIV/0!	#DIV/0!	#DIV/0!
STD OXQ114																												35.5
STD SP49																												17.5
BLK																												
BLK																												
BLK																												
BLK																												
BLK																												
BLK																												
BLK																												
BLK																												
BLK	<0.1	1	<0.01	<1	<0.001	<0.01	0.004	<0.01	<0.1	<0.1	<1	<0.1	<0.1	<0.1	<0.1	<1	<1	<0.1	<0.1	0.1	<0.1	<0.05	<0.005	<1	<0.5	<0.5		
BLK																												<0.9
BLK																												
BLK																												
BLK	<0.1	2	<0.01	<1	<0.001	<0.01	0.004	<0.01	<0.1	<0.1	<1	<0.1	<0.1	<0.1	<0.1	<1	<1	<0.1	<0.1	<0.1	<0.1	<0.05	<0.005	<1	<0.5	<0.5		
BLK	<0.1	<1	<0.01	<1	<0.001	<0.01	0.005	<0.01	<0.1	<0.1	<1	<0.1	<0.1	<0.1	<0.1	<1	<1	<0.1	<0.1	0.2	<0.1	<0.05	<0.005	<1	<0.5	<0.5		
BLK																											0.01	
BLK																											<0.01	
BLK	<0.1	<1	<0.01	1	<0.001	<0.01	<0.001	<0.01	<0.1	0.1	<1	<0.1	<0.1	<0.1	<0.1	<1	<1	<0.1	<0.1	<0.1	<0.1	<0.05	<0.005	<1	<0.5	<0.5		
BLK	<0.1	<1	<0.01	<1	<0.001	<0.01	0.005	<0.01	<0.1	0.3	<1	<0.1	<0.1	<0.1	<0.1	<1	<1	<0.1	<0.1	0.2	<0.1	<0.05	<0.005	<1	<0.5	<0.5		
BLK																											<0.01	
BLK																											<0.01	
Mean	#DIV/0!	1.5	#DIV/0!	1.0	#DIV/0!	#DIV/0!	0.0	#DIV/0!	#DIV/0!	0.2	#DIV/0!	#DIV/0!	#DIV/0!	#DIV/0!	#DIV/0!	#DIV/0!	#DIV/0!	#DIV/0!	#DIV/0!	0.2	#DIV/0!	#DIV/0!	#DIV/0!	#DIV/0!	#DIV/0!	#DIV/0!	0.0	#DIV/0!
Standard Deviation	0.00	0.49	0.00	0.22	0.00	0.00	0.00	0.00	0.00	0.07	0.00	0.00	0.00	0.00	0.00	0.00	0.00	0.00	0.00	0.06	0.00	0.00	0.00	0.00	0.00	0.00	0.00	0.00
%RSD	#DIV/0!	33%	#DIV/0!	22%	#DIV/0!	#DIV/0!	41%	#DIV/0!	#DIV/0!	35%	#DIV/0!	#DIV/0!	#DIV/0!	#DIV/0!	#DIV/0!	#DIV/0!	#DIV/0!	#DIV/0!	#DIV/0!	38%	#DIV/0!	#DIV/0!	#DIV/0!	#DIV/0!	#DIV/0!	#DIV/0!	22%	#DIV/0!
Prep Wash																												
ROCK-WHI	12.5	2	0.51	766	0.186	6.90	3.386	1.63	0.3	51.1	24	0.9	14.3	4.9	0.3	<1	6	2.2	<0.1	32.3	1.5	<0.05	<0.005	<1	<0.5	<0.5	<0.01	
ROCK-WHI	12.9	4	0.55	826	0.201	6.93	3.383	1.76	0.3	50.7	23	0.7	15.0	5.1	0.4	<1	6	2.4	<0.1	32.0	1.6	<0.05	<0.005	<1	<0.5	<0.5	<0.01	
Percent Difference	3%	67%	8%	8%	8%	0%	0%	8%	0%	1%	4%	25%	5%	4%	29%	#VALUE!	0%	9%	#VALUE!	1%	6%	#VALUE!	#VALUE!	#VALUE!	#VALUE!	#VALUE!	#VALUE!	

Bureau Veritas Commodities Canada Ltd. **Final Report**

Client: Goldstrike Resources Ltd.
File Created: 18-Oct-2018
Job Number: WHI18000325
Number of Samples: 144
Project: LUC
Shipment ID: DDLS-18-05
P.O. Number:
Received: 11-Jul-2018

	Method	WGHT	FA350	MA200	MA200	MA200	MA200	MA200	MA200	MA200	MA200	MA200	MA200	MA200	MA200	MA200	MA200	MA200	MA200	MA200	MA200	MA200	MA200	MA200	MA200	MA200	MA200	MA200	MA200	MA200	MA200	MA200	MA200	MA200	MA200	MA200	MA200	MA200	MA200	MA200	MA200	MA200	MA200	MA200	MA200	MA200	MA200	MA200	AQ200	
	Analyte	Wgt	Au	Mo	Cu	Pb	Zn	Ag	Ni	Co	Mn	Fe	As	U	Th	Sr	Cd	Sb	Bi	V	Ca	P	La	Cr	Mg	Ba	Ti	Al	Na	K	W	Zr	Ce	Sn	Y	Nb	Ta	Be	Sc	Li	S	Rb	Hf	In	Re	Se	Te	Tl	Hg	
	Unit	KG	PPB	PPM	PPM	PPM	PPM	PPM	PPM	PPM	PPM	%	PPM	PPM	PPM	PPM	PPM	PPM	PPM	PPM	%	%	PPM	PPM	%	PPM	%	%	%	%	PPM	PPM	PPM	PPM	PPM	PPM	PPM	PPM	PPM	PPM	%	PPM	PPM	PPM	PPM	PPM	PPM	PPM	PPM	
	MDL	0.01	2	0.1	0.1	0.1	1	0.1	0.1	0.2	1	0.01	1	0.1	0.1	1	0.1	0.1	0.1	1	0.01	0.001	0.1	1	0.01	1	0.001	0.01	0.001	0.01	0.1	0.1	1	0.1	0.1	0.1	0.1	1	1	0.1	0.1	0.1	0.1	0.05	0.005	1	0.5	0.5	0.01	
Sample	**Type**																																																	
Pulp Duplicates																																																		
1472503	Drill Core	6.91	<2	1.2	7.6	8.0	74	0.2	4.7	10.9	895	3.63	5	1.7	7.3	417	<0.1	0.3	0.1	88	3.41	0.133	33.1	13	1.39	1054	0.342	7.30	2.549	1.79	2.5	10.1	65	1.2	16.0	9.6	0.5	2	10	12.5	<0.1	61.8	0.4	0.06	<0.005	<1	<0.5	<0.5	<0.01	
1472503	REP		<2																																															
Percent Difference			#VALUE!	#VALUE!	#VALUE!	#VALUE!	#VALUE!	#VALUE!	#VALUE!	#VALUE!	#VALUE!	#VALUE!	#VALUE!	#VALUE!	#VALUE!	#VALUE!	#VALUE!	#VALUE!	#VALUE!	#VALUE!	#VALUE!	#VALUE!	#VALUE!	#VALUE!	#VALUE!	#VALUE!	#VALUE!	#VALUE!	#VALUE!	#VALUE!	#VALUE!	#VALUE!	#VALUE!	#VALUE!	#VALUE!	#VALUE!	#VALUE!	#VALUE!	#VALUE!	#VALUE!	#VALUE!	#VALUE!	#VALUE!	#VALUE!	#VALUE!	#VALUE!	#VALUE!	#VALUE!	#VALUE!	
1472370	Drill Core	2.59	12	0.9	30.5	6.4	84	0.4	6.9	14.8	622	4.20	3	0.5	3.6	74	0.2	1.3	<0.1	126	0.25	0.042	11.8	20	0.56	628	0.271	6.79	0.956	1.54	2.5	6.0	23	1.0	12.8	3.8	0.3	<1	21	23.9	<0.1	53.0	0.3	0.11	<0.005	<1	<0.5	<0.5	0.08	
1472370	REP		11																																															
Percent Difference			9%	#VALUE!	#VALUE!	#VALUE!	#VALUE!	#VALUE!	#VALUE!	#VALUE!	#VALUE!	#VALUE!	#VALUE!	#VALUE!	#VALUE!	#VALUE!	#VALUE!	#VALUE!	#VALUE!	#VALUE!	#VALUE!	#VALUE!	#VALUE!	#VALUE!	#VALUE!	#VALUE!	#VALUE!	#VALUE!	#VALUE!	#VALUE!	#VALUE!	#VALUE!	#VALUE!	#VALUE!	#VALUE!	#VALUE!	#VALUE!	#VALUE!	#VALUE!	#VALUE!	#VALUE!	#VALUE!	#VALUE!	#VALUE!	#VALUE!	#VALUE!	#VALUE!	#VALUE!	#VALUE!	
1472403	Drill Core	3.36	6	6.4	24.6	5.4	82	0.2	25.6	33.8	1181	5.18	4	1.1	3.2	261	0.1	0.2	<0.1	164	5.85	0.068	14.4	71	1.72	981	0.433	7.32	2.044	1.54	1.2	6.0	29	1.3	17.4	5.9	0.4	1	22	12.0	<0.1	55.9	0.3	0.05	<0.005	<1	<0.5	<0.5	<0.01	
1472403	REP		8																																															
Percent Difference			29%	#VALUE!	#VALUE!	#VALUE!	#VALUE!	#VALUE!	#VALUE!	#VALUE!	#VALUE!	#VALUE!	#VALUE!	#VALUE!	#VALUE!	#VALUE!	#VALUE!	#VALUE!	#VALUE!	#VALUE!	#VALUE!	#VALUE!	#VALUE!	#VALUE!	#VALUE!	#VALUE!	#VALUE!	#VALUE!	#VALUE!	#VALUE!	#VALUE!	#VALUE!	#VALUE!	#VALUE!	#VALUE!	#VALUE!	#VALUE!	#VALUE!	#VALUE!	#VALUE!	#VALUE!	#VALUE!	#VALUE!	#VALUE!	#VALUE!	#VALUE!	#VALUE!	#VALUE!	#VALUE!	
1472437	Drill Core	3.79	<2	2.3	11.9	5.4	72	<0.1	20.6	27.8	1438	7.17	5	1.1	1.5	190	<0.1	0.3	<0.1	275	2.64	0.081	7.6	40	2.25	296	0.821	6.84	3.464	0.76	0.4	7.7	18	1.7	28.2	3.7	0.2	<1	27	13.5	<0.1	30.2	0.4	0.09	<0.005	<1	<0.5	<0.5	<0.01	
1472437	REP		<2																																															
Percent Difference			#VALUE!	#VALUE!	#VALUE!	#VALUE!	#VALUE!	#VALUE!	#VALUE!	#VALUE!	#VALUE!	#VALUE!	#VALUE!	#VALUE!	#VALUE!	#VALUE!	#VALUE!	#VALUE!	#VALUE!	#VALUE!	#VALUE!	#VALUE!	#VALUE!	#VALUE!	#VALUE!	#VALUE!	#VALUE!	#VALUE!	#VALUE!	#VALUE!	#VALUE!	#VALUE!	#VALUE!	#VALUE!	#VALUE!	#VALUE!	#VALUE!	#VALUE!	#VALUE!	#VALUE!	#VALUE!	#VALUE!	#VALUE!	#VALUE!	#VALUE!	#VALUE!	#VALUE!	#VALUE!	#VALUE!	
1472471	Drill Core	4.78	<2	0.4	2.5	4.0	62	<0.1	16.1	12.2	830	3.51	2	1.2	5.4	168	0.2	0.1	0.2	110	2.48	0.028	14.0	58	1.41	888	0.300	7.03	3.274	1.64	0.6	8.1	27	2.1	18.9	7.1	0.5	<1	12	10.2	<0.1	46.9	0.3	<0.05	<0.005	<1	<0.5	<0.5	<0.01	
1472471	REP		2																																															
Percent Difference			#VALUE!	#VALUE!	#VALUE!	#VALUE!	#VALUE!	#VALUE!	#VALUE!	#VALUE!	#VALUE!	#VALUE!	#VALUE!	#VALUE!	#VALUE!	#VALUE!	#VALUE!	#VALUE!	#VALUE!	#VALUE!	#VALUE!	#VALUE!	#VALUE!	#VALUE!	#VALUE!	#VALUE!	#VALUE!	#VALUE!	#VALUE!	#VALUE!	#VALUE!	#VALUE!	#VALUE!	#VALUE!	#VALUE!	#VALUE!	#VALUE!	#VALUE!	#VALUE!	#VALUE!	#VALUE!	#VALUE!	#VALUE!	#VALUE!	#VALUE!	#VALUE!	#VALUE!	#VALUE!	#VALUE!	
1472381	Drill Core	5.52	2	1.0	18.9	4.5	61	<0.1	10.5	18.7	1069	5.46	8	0.9	3.0	149	<0.1	0.3	<0.1	188	5.03	0.061	12.4	31	1.09	886	0.422	6.41	1.426	1.68	0.9	7.6	25	0.9	16.9	4.4	0.3	<1	17	15.2	<0.1	56.6	0.3	<0.05	<0.005	<1	<0.5	<0.5	<0.01	
1472381	REP			1.1	18.3	4.7	63	<0.1	10.5	17.8	998	5.57	9	0.9	3.0	150	0.1	0.4	<0.1	193	5.05	0.064	12.8	32	1.11	940	0.437	6.54	1.466	1.70	0.9	7.2	27	1.0	16.5	4.6	0.3	<1	21	14.0	<0.1	58.1	0.3	<0.05	<0.005	<1	<0.5	<0.5		
Percent Difference			#VALUE!	10%	3%	4%	3%	#VALUE!	0%	5%	7%	2%	12%	0%	0%	1%	#VALUE!	29%	#VALUE!	3%	0%	5%	3%	3%	2%	6%	3%	2%	3%	1%	0%	5%	8%	11%	2%	4%	0%	#VALUE!	21%	8%	#VALUE!	3%	0%	#VALUE!	#VALUE!	#VALUE!	#VALUE!	#VALUE!	#VALUE!	
1472416	Drill Core	3.51	3	1.4	32.2	5.8	70	<0.1	39.9	24.6	968	4.67	4	1.0	2.8	226	<0.1	0.3	<0.1	161	4.94	0.056	11.3	102	1.98	377	0.271	7.59	2.212	1.53	0.5	6.4	22	0.9	15.2	1.6	0.1	<1	23	15.7	<0.1	51.0	0.3	<0.05	<0.005	<1	<0.5	<0.5	<0.01	
1472416	REP			1.6	32.1	5.8	69	<0.1	40.2	26.0	990	4.72	3	1.0	3.0	232	<0.1	0.2	<0.1	165	4.94	0.061	11.8	105	1.97	386	0.280	7.69	2.231	1.54	0.6	7.0	23	1.0	15.6	1.8	0.1	<1	22	15.8	<0.1	52.7	0.4	0.05	<0.005	<1	0.5	<0.5		
Percent Difference			#VALUE!	13%	0%	0%	1%	#VALUE!	1%	6%	2%	1%	29%	0%	7%	3%	#VALUE!	40%	#VALUE!	2%	0%	9%	4%	3%	1%	2%	3%	1%	1%	1%	18%	9%	4%	11%	3%	12%	0%	#VALUE!	4%	1%	#VALUE!	3%	29%	#VALUE!	#VALUE!	#VALUE!	#VALUE!	#VALUE!	#VALUE!	
1472451	Rock Pulp	0.09	572	53.3	>10000.0	986.5	>10000	62.5	19.0	3.2	727	13.35	110	4.6	0.2	54	253.2	54.8	12.2	48	1.69	0.042	2.2	14	2.38	185	0.029	3.97	0.544	0.82	0.5	27.6	7	3.3	5.9	0.4	<0.1	<1	8	7.1	>10.0	9.8	0.9	9.73	0.014	4	8.4	2.7	2.80	
1472451	REP			52.2	>10000.0	965.5	>10000	59.5	20.1	3.3	734	12.92	103	4.4	0.2	55	261.7	57.2	12.0	46	1.63	0.040	2.3	14	2.34	165	0.028	3.91	0.510	0.80	0.6	27.8	7	3.4	6.1	0.4	<0.1	<1	8	6.6	>10.0	9.6	0.8	10.19	0.012	5	8.6	2.5		
Percent Difference			#VALUE!	2%	#VALUE!	2%	#VALUE!	5%	6%	3%	1%	3%	7%	4%	0%	2%	3%	4%	2%	4%	4%	5%	4%	0%	2%	11%	4%	2%	6%	2%	18%	1%	0%	3%	3%	0%	#VALUE!	#VALUE!	0%	7%	#VALUE!	2%	12%	5%	15%	22%	2%	8%	#VALUE!	
1472435	Drill Core	5.52	<2	0.6	4.3	3.0	32	<0.1	16.6	10.5	523	2.55	2	0.9	6.9	142	<0.1	<0.1	<0.1	71	1.94	0.029	17.5	48	1.31	247	0.211	6.72	4.142	0.81	0.1	20.3	34	1.8	15.1	5.2	0.4	<1	11	6.7	<0.1	25.3	0.6	<0.05	<0.005	<1	<0.5	<0.5	0.01	
1472435	REP																																																0.01	
Percent Difference			#VALUE!	#VALUE!	#VALUE!	#VALUE!	#VALUE!	#VALUE!	#VALUE!	#VALUE!	#VALUE!	#VALUE!	#VALUE!	#VALUE!	#VALUE!	#VALUE!	#VALUE!	#VALUE!	#VALUE!	#VALUE!	#VALUE!	#VALUE!	#VALUE!	#VALUE!	#VALUE!	#VALUE!	#VALUE!	#VALUE!	#VALUE!	#VALUE!	#VALUE!	#VALUE!	#VALUE!	#VALUE!	#VALUE!	#VALUE!	#VALUE!	#VALUE!	#VALUE!	#VALUE!	#VALUE!	#VALUE!	#VALUE!	#VALUE!	#VALUE!	#VALUE!	#VALUE!	#VALUE!	0%	
1472367	Drill Core	3.51	35	3.2	25.5	17.0	130	4.1	32.5	20.6	916	5.26	7	0.6	5.0	280	0.4	1.9	<0.1	144	0.23	0.068	18.8	43	0.12	406	0.186	6.98	3.558	0.48	4.6	9.1	36	0.6	12.4	1.8	0.1	<1	22	16.5	<0.1	10.7	0.3	0.06	<0.005	<1	1.4	<0.5	1.98	
1472367	REP																																																2.03	
Percent Difference			#VALUE!	#VALUE!	#VALUE!	#VALUE!	#VALUE!	#VALUE!	#VALUE!	#VALUE!	#VALUE!	#VALUE!	#VALUE!	#VALUE!	#VALUE!	#VALUE!	#VALUE!	#VALUE!	#VALUE!	#VALUE!	#VALUE!	#VALUE!	#VALUE!	#VALUE!	#VALUE!	#VALUE!	#VALUE!	#VALUE!	#VALUE!	#VALUE!	#VALUE!	#VALUE!	#VALUE!	#VALUE!	#VALUE!	#VALUE!	#VALUE!	#VALUE!	#VALUE!	#VALUE!	#VALUE!	#VALUE!	#VALUE!	#VALUE!	#VALUE!	#VALUE!	#VALUE!	#VALUE!	2%	
1472505	Drill Core	4.94	<2	12.9	39.6	4.3	65	5.0	15.5	20.5	1890	5.30	3	1.0	2.4	230	0.2	0.3	<0.1	120	5.93	0.064	13.4	44	2.42	300	0.444	6.81	2.628	1.10	34.2	5.6	26	0.7	20.4	3.4	0.2	<1	18	11.6	0.2	37.9	0.3	0.08	<0.005	<1	0.6	<0.5	<0.01	
1472505	REP																																																<0.01	
Percent Difference			#VALUE!	#VALUE!	#VALUE!	#VALUE!	#VALUE!	#VALUE!	#VALUE!	#VALUE!	#VALUE!	#VALUE!	#VALUE!	#VALUE!	#VALUE!	#VALUE!	#VALUE!	#VALUE!	#VALUE!	#VALUE!	#VALUE!	#VALUE!	#VALUE!	#VALUE!	#VALUE!	#VALUE!	#VALUE!	#VALUE!	#VALUE!	#VALUE!	#VALUE!	#VALUE!	#VALUE!	#VALUE!	#VALUE!	#VALUE!	#VALUE!	#VALUE!	#VALUE!	#VALUE!	#VALUE!	#VALUE!	#VALUE!	#VALUE!	#VALUE!	#VALUE!	#VALUE!	#VALUE!	#VALUE!	
1472470	Drill Core	5.55	5	0.4	11.9	4.3	71	<0.1	23.9	16.5	1419	4.09	3	1.2	4.5	181	0.3	0.2	0.2	128	2.95	0.036	14.5	75	1.84	482	0.318	6.88	3.401	1.32	1.2	6.4	29	1.8	18.8	5.8	0.4	<1	15	11.7	<0.1	37.2	0.3	0.07	<0.005	<1	<0.5	<0.5	<0.01	
1472470	REP																																																<0.01	
Percent Difference			#VALUE!	#VALUE!	#VALUE!	#VALUE!	#VALUE!	#VALUE!	#VALUE!	#VALUE!	#VALUE!	#VALUE!	#VALUE!	#VALUE!	#VALUE!	#VALUE!	#VALUE!	#VALUE!	#VALUE!	#VALUE!	#VALUE!	#VALUE!	#VALUE!	#VALUE!	#VALUE!	#VALUE!	#VALUE!	#VALUE!	#VALUE!	#VALUE!	#VALUE!	#VALUE!	#VALUE!	#VALUE!	#VALUE!	#VALUE!	#VALUE!	#VALUE!	#VALUE!	#VALUE!	#VALUE!	#VALUE!	#VALUE!	#VALUE!	#VALUE!	#VALUE!	#VALUE!	#VALUE!	#VALUE!	
1472400	Rock Pulp	0.06	3	2.9	24.1	4.3	42	0.4	23.0	11.8	488	2.56	4	0.7	1.8	232	0.1	0.7	<0.1	89	1.84	0.059	8.2	30	0.83	472	0.272	5.23	2.123	0.87	27.5	37.4	18	0.7	12.6	3.3	0.2	1	10	11.6	<0.1	21.7	1.0	<0.05	<0.005	1	<0.5	<0.5	0.02	
1472400	REP																																																0.02	
Percent Difference			#VALUE!	#VALUE!	#VALUE!	#VALUE!	#VALUE!	#VALUE!	#VALUE!	#VALUE!	#VALUE!	#VALUE!	#VALUE!	#VALUE!	#VALUE!	#VALUE!	#VALUE!	#VALUE!	#VALUE!	#VALUE!	#VALUE!	#VALUE!	#VALUE!	#VALUE!	#VALUE!	#VALUE!	#VALUE!	#VALUE!	#VALUE!	#VALUE!	#VALUE!	#VALUE!	#VALUE!	#VALUE!	#VALUE!	#VALUE!	#VALUE!	#VALUE!	#VALUE!	#VALUE!	#VALUE!	#VALUE!	#VALUE!	#VALUE!	#VALUE!	#VALUE!	#VALUE!	#VALUE!	0%	
Preparation Duplicates																																																		
1472372	Drill Core	3.95	<2	2.3	36.7	7.1	72	<0.1	15.4	22.8	800	5.13	5	0.6	2.3	210	0.2	1.1	0.3	161	6.75	0.072	10.1	103	0.93	1026	0.500	7.63	1.272	1.71	1.9	6.9	21	1.1	16.6	6.1	0.4	<1	25	9.6	<0.1	52.6	0.4	0.07	<0.005	<1	0.6	<0.5	<0.01	
1472372	DUP		<2	2.2	37.9	7.2	73	<0.1	15.5	23.9	782	5.06	5	0.7	2.3	216	0.1	1.2	0.3	158	6.76	0.072	10.4	102	0.94	1011	0.467	7.49	1.227	1.70	2.0	7.0	21	1.1	15.0	6.1	0.4	1	27	10.4	<0.1	51.4	0.4	<0.05	<0.005	<1	0.8	<0.5	<0.01	
Percent Difference			#VALUE!	4%	3%	1%	1%	#VALUE!	1%	5%	2%	1%	0%	15%	0%	3%	67%	9%	0%	2%	0%	0%	3%	1%	1%	1%	7%	2%	4%	1%	5%	1%	0%	0%	10%	0%	0%	#VALUE!	8%	8%	#VALUE!	2%	0%	#VALUE!	#VALUE!	#VALUE!	29%	#VALUE!	#VALUE!	
1472406	Drill Core	3.73	<2	2.3	17.6	5.8	70	<0.1	18.8	14.2	771	3.93	5	0.8	4.9	107	<0.1	0.4	<0.1	119	3.52	0.067	13.5	96	0.86	359	0.354	7.10	1.244	1.26	1.2	10.5	27	1.3	15.2	6.0	0.4	1	18	25.6	<0.1	37.7	0.4	<0.05	<0.005	<1	<0.5	<0.5	<0.01	
1472406	DUP		2	2.2	17.5	5.9	67	<0.1	19.2	14.1	752	4.02	6	0.9	5.1	110	0.2	0.4	<0.1	122	3.53	0.069	13.5	98	0.85	361	0.359	7.22	1.239	1.23	1.5	10.7	27	1.2	14.0	6.3	0.5	1	19	27.0	<0.1	37.9	0.4	0.06	<0.005	<1	<0.5	<0.5	<0.01	
Percent Difference			#VALUE!	4%	1%	2%	4%	#VALUE!	2%	1%	2%	2%	18%	12%	4%	3%	#VALUE!	0%	#VALUE!	2%	0%	3%	0%	2%	1%	1%	1%	2%	0%	2%	22%	2%	0%	8%	8%	5%	22%	0%	5%	5%	#VALUE!	1%	0%	#VALUE!	#VALUE!	#VALUE!	#VALUE!	#VALUE!	#VALUE!	
1472440	Drill Core	4.12	<2	1.0	2.8	8.5	30	<0.1	34.5	14.6	781	3.14	2	1.3	5.6	219	<0.1	0.1	<0.1	100	2.85	0.034	15.4	83	2.06	498	0.293	6.54	3.606	1.05	0.1	16.9	30	1.4	20.5	4.2	0.3	<1	14	10.3	<0.1	33.1	0.5	<0.05	<0.005	<1	<0.5	<0.5	0.01	
1472440	DUP		<2	0.8	3.2	7.9	28	<0.1	33.5	14.7	821	3.06	<1	1.2	5.5	202	<0.1	0.1	<0.1	98	2.81	0.032	15.1	88	2.03	468	0.279	6.38	3.555	0.99	<0.1	15.4	29	1.3	18.7	4.2	0.3	<1	13	9.1	<0.1	30.0	0.5	<0.05	<0.005	<1	<0.5	<0.5	<0.01	
Percent Difference			#VALUE!	22%	13%	7%	7%	#VALUE!	3%	1%	5%	3%	#VALUE!	8%	2%	8%	#VALUE!	0%	#VALUE!	2%	1%	6%	2%	6%	1%	6%	5%	2%	1%	6%	#VALUE!	9%	3%	7%	9%	0%	0%	#VALUE!	7%	12%	#VALUE!	10%	0%	#VALUE!	#VALUE!	#VALUE!	#VALUE!	#VALUE!	#VALUE!	
1472474	Drill Core	5.22	<2	0.4	6.9	3.5	58	<0.1	15.9	18.5	986	4.03	2	1.3	5.4	244	<0.1	<0.1	0.1	136	2.84	0.050	14.4	65	1.95	487	0.416	7.42	3.948	1.01	0.2	10.9	28	1.8	23.7	6.6	0.5	1	18	8.6	<0.1	30.0	0.5	0.05	<0.005	<1	<0.5	<0.5	<0.01	
1472474	DUP		<2	0.4	8.9	3.4	59	<0.1	15.5	21.2	1016	4.20	1	1.2	4.9	238	<0.1	0.1	0.1	139	2.98	0.050	14.3	71	2.01	473	0.402	7.27	3.825	0.98	0.4	9.7	28	1.8	23.5	6.4	0.5	<1	18	9.0	<0.1	29.5	0.5	0.05	<0.005	<1	<0.5	<0.5	<0.01	
Percent Difference			#VALUE!	0%	25%	3%	2%	#VALUE!	3%	14%	3%	4%	67%	8%	10%	2%	#VALUE!	#VALUE!	0%	2%	5%	0%	1%	9%	3%	3%	3%	2%	3%	3%	67%	12%	0%	0%	1%	3%	0%	#VALUE!	0%	5%	#VALUE!	2%	0%	0%	#VALUE!	#VALUE!	#VALUE!	#VALUE!	#VALUE!	
1472508	Drill Core	7.27	4	1.7	64.4	13.3	76	<0.1	19.1	32.9	1320	7.56	8	1.1	1.5	198	<0.1	1.0	<0.1	253	4.08	0.076	10.6	37	2.11	282	0.659	7.10	2.755	1.04	0.6	6.1	23	1.0	23.7	4.2	0.3	1	31	10.6	0.5	47.4	0.4	0.08	<0.005	<1	<0.5	<0.5	0.03	
1472508	DUP		4	1.5	62.3	12.9	77	<0.1	18.6	31.1	1317	7.53	7	1.1	1.5	183	0.2	0.9	<0.1	256	4.09	0.074	10.2	36	2.12	277	0.643	7.13	2.752	1.04	0.6	5.5	22	0.9	22.2	3.9	0.3	1	30	11.5	0.5	45.7	0.4	0.10	<0.005	<1	0.5	<0.5	0.02	
Percent Difference			0%	13%	3%	3%	1%	#VALUE!	3%	6%	0%	0%	13%	0%	0%	8%	#VALUE!	11%	#VALUE!	1%	0%	3%	4%	3%	0%	2%	2%	0%	0%	0%	0%	10%	4%	11%	7%	7%	0%	0%	3%	8%	0%	4%	0%	22%	#VALUE!	#VALUE!	#VALUE!	#VALUE!	40%	
Reference Materials																																																		
STD DS11	STD																																																0.24	
STD DS11	STD																																																0.26	
STD DS11	STD																																																0.27	
STD DS11	STD																																																0.23	
STD DS11	STD																																																0.27	
STD DS11	STD																																																0.25	
Mean			#DIV/0!	#DIV/0!	#DIV/0!	#DIV/0!	#DIV/0!	#DIV/0!	#DIV/0!	#DIV/0!	#DIV/0!	#DIV/0!	#DIV/0!	#DIV/0!	#DIV/0!	#DIV/0!	#DIV/0!	#DIV/0!	#DIV/0!	#DIV/0!	#DIV/0!	#DIV/0!	#DIV/0!	#DIV/0!	#DIV/0!	#DIV/0!	#DIV/0!	#DIV/0!	#DIV/0!	#DIV/0!	#DIV/0!	#DIV/0!	#DIV/0!	#DIV/0!	#DIV/0!	#DIV/0!	#DIV/0!	#DIV/0!	#DIV/0!	#DIV/0!	#DIV/0!	#DIV/0!	#DIV/0!	#DIV/0!	#DIV/0!	#DIV/0!	#DIV/0!	#DIV/0!	0.3	#DIV/0!
Standard Deviation			0.00	0.00	0.00	0.00	0.00	0.00	0.00	0.00	0.00	0.00	0.00	0.00	0.00	0.00	0.00	0.00	0.00	0.00	0.00	0.00	0.00	0.00	0.00	0.00	0.00	0.00	0.00	0.00	0.00	0.00	0.00	0.00	0.00	0.00	0.00	0.00	0.00	0.00	0.00	0.00	0.00	0.00	0.00	0.00	0.00	0.00	0.02	#DIV/0!
%RSD			#DIV/0!	#DIV/0!	#DIV/0!	#DIV/0!	#DIV/0!	#DIV/0!	#DIV/0!	#DIV/0!	#DIV/0!	#DIV/0!	#DIV/0!	#DIV/0!	#DIV/0!	#DIV/0!	#DIV/0!	#DIV/0!	#DIV/0!	#DIV/0!	#DIV/0!	#DIV/0!	#DIV/0!	#DIV/0!	#DIV/0!	#DIV/0!	#DIV/0!	#DIV/0!	#DIV/0!	#DIV/0!	#DIV/0!	#DIV/0!	#DIV/0!	#DIV/0!	#DIV/0!	#DIV/0!	#DIV/0!	#DIV/0!	#DIV/0!	#DIV/0!	#DIV/0!	#DIV/0!	#DIV/0!	#DIV/0!	#DIV/0!	#DIV/0!	#DIV/0!	#DIV/0!	6%	#DIV/0!
STD OREAS25A-4A	STD			2.0	32.2	23.4	40	<0.1	45.8	7.2	493	6.58	10	2.7	14.6	47	<0.1	0.6	0.2	170	0.30	0.050	22.0	103	0.33	143	0.956	8.60	0.120	0.47	2.1	150.8	48	3.4	10.9	19.0	1.5	<1	12	33.8	<0.1	55.7	4.0	0.07	<0.005	3	<0.5	<0.5		
STD OREAS25A-4A	STD			2.3	33.8	24.0	46	<0.1	44.4	8.0	495	6.61	9	2.8	15.8	47	<0.1	0.6	0.3	160	0.29	0.048	23.6	112	0.30	141	0.919	9.20	0.136	0.47	1.9	140.6	48	3.9	10.2	18.9	1.4	1	12	36.1	<0.1	57.6	3.7	0.13	<0.005	2	<0.5	<0.5		
STD OREAS25A-4A	STD			2.4	32.6	25.1	44	<0.1	44.9	7.4	494	6.40	9	2.7	15.9	49	<0.1	0.6	0.4	143	0.28	0.046	23.2	116	0.30	146	0.904	8.77	0.130	0.46	1.9	146.6	48	3.7	10.5	18.7	1.3	<1	12	35.7	<0.1	59.5	3.7	0.10	<0.005	2	<0.5	<0.5		
STD OREAS25A-4A	STD			2.2	36.0	24.8	48	<0.1	47.9	7.7	490	6.67	9	2.8	15.6	49	<0.1	0.6	0.4	165	0.27	0.046	22.6	108	0.30	143	0.907	8.94	0.133	0.48	1.8	142.9	47	3.8	10.4	18.1	1.4	<1	12	35.6	<0.1	59.6	4.0	0.09	<0.005	2	<0.5	<0.5		
STD OREAS25A-4A	STD			2.8	34.9	25.7	42	<0.1	43.9	7.6	500	6.46	8	3.1	17.8	50	<0.1	0.7	0.3	156	0.29	0.048	24.6	108	0.32	144	0.874	8.75	0.123	0.48	1.8	148.3	50	4.1	11.0	19.2	1.4	<1	12	38.1	<0.1	63.4	4.3	0.08	<0.005	2	<0.5	<0.5		
STD OREAS25A-4A	STD			2.2	33.5	22.5	41	<0.1	40.9	7.0	491	6.52	9	2.6	15.2	48	<0.1	0.5	0.3	162	0.37	0.048	23.7	111	0.32	138	0.904	8.84	0.108	0.47	1.8	145.3	49	3.8	10.5	18.4	1.3	<1	12	36.0	<0.1	59.3	3.9	0.07	<0.005	1	<0.5	<0.5		
STD OREAS25A-4A	STD			2.3	32.4	24.1	45	<0.1	43.4	7.1	477	6.46	9	2.7	15.1	47	<0.1	0.7	0.4	167	0.28	0.049	20.0	107	0.31	142	0.926	8.66	0.139	0.48	1.9	153.3	46	3.5	10.2	19.1	1.4	2	12	37.6	<0.1	57.4	4.1	0.10	<0.005	2	<0.5	<0.5		
STD OREAS25A-4A	STD			2.6	34.1	25.7	46	<0.1	45.6	7.6	492	6.58	10	2.9	16.1	49	<0.1	0.6	0.4	159	0.29	0.050	21.3	120	0.34	146	0.928	8.86	0.155	0.50	2.1	154.0	46	3.9	10.2	19.9	1.4	1	12	39.4	<0.1	58.9	4.1	0.09	<0.005	2	<0.5	<0.5		
Mean			#DIV/0!	2.4	33.7	24.4	44.0	#DIV/0!	44.6	7.5	491.5	6.5	9.1	2.8	15.8	48.3	#DIV/0!	0.6	0.3	160.3	0.3	0.0	22.6	110.6	0.3	142.9	0.9	8.8	0.1	0.5	1.9	147.7	47.8	3.8	10.5	18.9	1.4	1.3	12.0	36.5	#DIV/0!	58.9	4.0	0.1	#DIV/0!	2.0	#DIV/0!	#DIV/0!	#DIV/0!	#DIV/0!
Standard Deviation			0.00	0.25	1.31	1.13	2.78	0.00	2.04	0.34	6.61	0.09	0.64	0.16	0.96	1.16	0.00	0.06	0.07	8.31	0.03	0.00	1.48	5.40	0.02	2.64	0.02	0.19	0.01	0.01	0.12	4.80	1.39	0.23	0.31	0.54	0.06	0.76	0.00	1.75	0.00	2.25	0.21	0.02	0.00	0.53	0.00	0.00	0.00	#DIV/0!
%RSD			#DIV/0!	11%	4%	5%	6%	#DIV/0!	5%	5%	1%	1%	7%	6%	6%	2%	#DIV/0!	10%	22%	5%	11%	3%	7%	5%	5%	2%	3%	2%	11%	2%	7%	3%	3%	6%	3%	3%	5%	57%	0%	5%	#DIV/0!	4%	5%	21%	#DIV/0!	27%	#DIV/0!	#DIV/0!	#DIV/0!	#DIV/0!
STD OREAS45E	STD			2.2	794.5	18.6	46	0.3	478.3	56.8	574	24.91	17	2.5	13.2	16	<0.1	1.0	0.2	344	0.06	0.033	11.7	918	0.17	270	0.550	6.78	0.057	0.35	1.1	98.2	26	1.4	8.4	6.1	0.5	<1	90	6.8	<0.1	21.3	3.2	0.08	<0.005	3	<0.5	<0.5		
STD OREAS45E	STD			2.4	763.1	18.6	50	0.3	470.5	58.6	551	24.62	17	2.6	13.7	17	<0.1	1.1	0.3	326	0.06	0.033	11.9	947	0.15	251	0.538	6.83	0.057	0.33	1.0	92.7	25	1.2	8.1	6.0	0.6	<1	89	6.5	<0.1	21.6	3.0	0.09	<0.005	2	<0.5	<0.5		
STD OREAS45E	STD			2.6	766.6	18.8	46	0.3	471.2	59.2	590	26.04	17	2.5	13.5	17	<0.1	1.0	0.3	324	0.07	0.031	11.6	1022	0.14	257	0.530	6.79	0.057	0.33	0.9	92.6	24	1.3	7.8	6.1	0.5	<1	91	7.0	<0.1	21.4	2.7	0.13	<0.005	3	<0.5	<0.5		
STD OREAS45E	STD			2.7	810.1	19.5	51	0.3	496.7	62.2	571	25.30	16	2.6	14.0	18	<0.1	1.1	0.3	360	0.07	0.035	12.4	1090	0.15	267	0.540	7.04	0.059	0.34	0.9	96.0	25	1.3	8.5	6.3	0.5	<1	90	6.3	<0.1	22.2	2.8	0.10	<0.005	2	<0.5	<0.5		
STD OREAS45E	STD			2.2	779.9	18.9	43	0.3	484.3	59.4	559	24.33	16	2.6	13.5	17	<0.1	1.0	0.3	344	0.08	0.034	11.5	1033	0.15	251	0.509	6.91	0.056	0.34	1.0	93.3	24	1.3	7.7	6.0	0.5	<1	91	6.9	<0.1	21.7	2.7	0.12	<0.005	3	<0.5	<0.5		
STD OREAS45E	STD			2.6	748.8	17.9	43	0.3	439.7	55.9	530	24.53	17	2.5	12.9	17	<0.1	0.9	0.3	309	0.07	0.030	10.9	986	0.16	250	0.520	6.72	0.054	0.33	0.9	93.9	24	1.2	7.6	6.0	0.5	<1	87	6.6	<0.1	20.9	2.7	0.11	<0.005	2	<0.5	<0.5		
STD OREAS45E	STD			2.4	779.6	18.9	45	0.3	468.9	58.6	581	24.56	16	2.6	13.6	17	<0.1	1.1	0.3	330	0.06	0.032	11.1	1024	0.15	257	0.516	6.75	0.056	0.34	0.9	97.3	26	1.3	8.2	6.3	0.6	<1	91	6.9	<0.1	21.7	3.1	0.15	<0.005	2	<0.5	<0.5		
STD OREAS45E	STD			2.7	805.3	19.6	46	0.3	472.6	63.3	594	25.91	17	2.7	13.7	18	<0.1	1.0	0.3	330	0.07	0.037	11.9	1035	0.17	267	0.563	7.09	0.063	0.35	1.0	99.7	25	1.5	8.4	6.2	0.6	<1	97	6.7	<0.1	22.7	3.0	0.09	<0.005	3	<0.5	<0.5		
Mean			#DIV/0!	2.5	781.0	18.9	46.3	0.3	472.8	59.3	568.8	25.0	16.6	2.6	13.5	17.1	#DIV/0!	1.0	0.3	333.4	0.1	0.0	11.6	1006.9	0.2	258.8	0.5	6.9	0.1	0.3	1.0	95.5	24.9	1.3	8.1	6.1	0.5	#DIV/0!	90.8	6.7	#DIV/0!	21.7	2.9	0.1	#DIV/0!	2.5	#DIV/0!	#DIV/0!	#DIV/0!	#DIV/0!
Standard Deviation			0.00	0.21	21.34	0.54	2.92	0.00	16.27	2.48	21.33	0.66	0.52	0.07	0.34	0.64	0.00	0.07	0.04	15.56	0.01	0.00	0.47	54.54	0.01	8.15	0.02	0.14	0.00	0.01	0.07	2.73	0.83	0.10	0.35	0.13	0.05	0.00	2.87	0.24	0.00	0.55	0.20	0.02	0.00	0.53	0.00	0.00	0.00	#DIV/0!
%RSD			#DIV/0!	8%	3%	3%	6%	0%	3%	4%	4%	3%	3%	3%	2%	4%	#DIV/0!	7%	12%	5%	10%	7%	4%	5%	7%	3%	3%	2%	5%	2%	8%	3%	3%	8%	4%	2%	10%	#DIV/0!	3%	4%	#DIV/0!	3%	7%	22%	#DIV/0!	21%	#DIV/0!	#DIV/0!	#DIV/0!	#DIV/0!
STD OREAS45EA	STD																																																0.01	
STD OREAS45EA	STD																																																<0.01	
STD OREAS45EA	STD																																																0.01	
STD OREAS45EA	STD																																																0.01	
STD OREAS45EA	STD																																																0.01	
STD OREAS45EA	STD																																																<0.01	
Mean			#DIV/0!	#DIV/0!	#DIV/0!	#DIV/0!	#DIV/0!	#DIV/0!	#DIV/0!	#DIV/0!	#DIV/0!	#DIV/0!	#DIV/0!	#DIV/0!	#DIV/0!	#DIV/0!	#DIV/0!	#DIV/0!	#DIV/0!	#DIV/0!	#DIV/0!	#DIV/0!	#DIV/0!	#DIV/0!	#DIV/0!	#DIV/0!	#DIV/0!	#DIV/0!	#DIV/0!	#DIV/0!	#DIV/0!	#DIV/0!	#DIV/0!	#DIV/0!	#DIV/0!	#DIV/0!	#DIV/0!	#DIV/0!	#DIV/0!	#DIV/0!	#DIV/0!	#DIV/0!	#DIV/0!	#DIV/0!	#DIV/0!	#DIV/0!	#DIV/0!	#DIV/0!	0.0	#DIV/0!
Standard Deviation			0.00	0.00	0.00	0.00	0.00	0.00	0.00	0.00	0.00	0.00	0.00	0.00	0.00	0.00	0.00	0.00	0.00	0.00	0.00	0.00	0.00	0.00	0.00	0.00	0.00	0.00	0.00	0.00	0.00	0.00	0.00	0.00	0.00	0.00	0.00	0.00	0.00	0.00	0.00	0.00	0.00	0.00	0.00	0.00	0.00	0.00	0.01	#DIV/0!
%RSD			#DIV/0!	#DIV/0!	#DIV/0!	#DIV/0!	#DIV/0!	#DIV/0!	#DIV/0!	#DIV/0!	#DIV/0!	#DIV/0!	#DIV/0!	#DIV/0!	#DIV/0!	#DIV/0!	#DIV/0!	#DIV/0!	#DIV/0!	#DIV/0!	#DIV/0!	#DIV/0!	#DIV/0!	#DIV/0!	#DIV/0!	#DIV/0!	#DIV/0!	#DIV/0!	#DIV/0!	#DIV/0!	#DIV/0!	#DIV/0!	#DIV/0!	#DIV/0!	#DIV/0!	#DIV/0!	#DIV/0!	#DIV/0!	#DIV/0!	#DIV/0!	#DIV/0!	#DIV/0!	#DIV/0!	#DIV/0!	#DIV/0!	#DIV/0!	#DIV/0!	#DIV/0!	52%	#DIV/0!
STD OXC145	STD		212																																															
STD OXC145	STD		206																																															
STD OXC145	STD		217																																															
STD OXC145	STD		210																																															
STD OXC145	STD		222																																															
STD OXC145	STD		213																																															
STD OXC145	STD		206																																															
Mean			212.3	#DIV/0!	#DIV/0!	#DIV/0!	#DIV/0!	#DIV/0!	#DIV/0!	#DIV/0!	#DIV/0!	#DIV/0!	#DIV/0!	#DIV/0!	#DIV/0!	#DIV/0!	#DIV/0!	#DIV/0!	#DIV/0!	#DIV/0!	#DIV/0!	#DIV/0!	#DIV/0!	#DIV/0!	#DIV/0!	#DIV/0!	#DIV/0!	#DIV/0!	#DIV/0!	#DIV/0!	#DIV/0!	#DIV/0!	#DIV/0!	#DIV/0!	#DIV/0!	#DIV/0!	#DIV/0!	#DIV/0!	#DIV/0!	#DIV/0!	#DIV/0!	#DIV/0!	#DIV/0!	#DIV/0!	#DIV/0!	#DIV/0!	#DIV/0!	#DIV/0!	#DIV/0!	#DIV/0!
Standard Deviation			5.79	0.00	0.00	0.00	0.00	0.00	0.00	0.00	0.00	0.00	0.00	0.00	0.00	0.00	0.00	0.00	0.00	0.00	0.00	0.00	0.00	0.00	0.00	0.00	0.00	0.00	0.00	0.00	0.00	0.00	0.00	0.00	0.00	0.00	0.00	0.00	0.00	0.00	0.00	0.00	0.00	0.00	0.00	0.00	0.00	0.00	0.00	#DIV/0!
%RSD			3%	#DIV/0!	#DIV/0!	#DIV/0!	#DIV/0!	#DIV/0!	#DIV/0!	#DIV/0!	#DIV/0!	#DIV/0!	#DIV/0!	#DIV/0!	#DIV/0!	#DIV/0!	#DIV/0!	#DIV/0!	#DIV/0!	#DIV/0!	#DIV/0!	#DIV/0!	#DIV/0!	#DIV/0!	#DIV/0!	#DIV/0!	#DIV/0!	#DIV/0!	#DIV/0!	#DIV/0!	#DIV/0!	#DIV/0!	#DIV/0!	#DIV/0!	#DIV/0!	#DIV/0!	#DIV/0!	#DIV/0!	#DIV/0!	#DIV/0!	#DIV/0!	#DIV/0!	#DIV/0!	#DIV/0!	#DIV/0!	#DIV/0!	#DIV/0!	#DIV/0!	#DIV/0!	#DIV/0!
STD OXH139	STD		1360																																															
STD OXH139	STD		1308																																															
STD OXH139	STD		1307																																															
STD OXH139	STD		1329																																															
STD OXH139	STD		1330																																															
STD OXH139	STD		1312																																															
STD OXH139	STD		1235																																															
Mean			1311.6	#DIV/0!	#DIV/0!	#DIV/0!	#DIV/0!	#DIV/0!	#DIV/0!	#DIV/0!	#DIV/0!	#DIV/0!	#DIV/0!	#DIV/0!	#DIV/0!	#DIV/0!	#DIV/0!	#DIV/0!	#DIV/0!	#DIV/0!	#DIV/0!	#DIV/0!	#DIV/0!	#DIV/0!	#DIV/0!	#DIV/0!	#DIV/0!	#DIV/0!	#DIV/0!	#DIV/0!	#DIV/0!	#DIV/0!	#DIV/0!	#DIV/0!	#DIV/0!	#DIV/0!	#DIV/0!	#DIV/0!	#DIV/0!	#DIV/0!	#DIV/0!	#DIV/0!	#DIV/0!	#DIV/0!	#DIV/0!	#DIV/0!	#DIV/0!	#DIV/0!	#DIV/0!	#DIV/0!
Standard Deviation			38.48	0.00	0.00	0.00	0.00	0.00	0.00	0.00	0.00	0.00	0.00	0.00	0.00	0.00	0.00	0.00	0.00	0.00	0.00	0.00	0.00	0.00	0.00	0.00	0.00	0.00	0.00	0.00	0.00	0.00	0.00	0.00	0.00	0.00	0.00	0.00	0.00	0.00	0.00	0.00	0.00	0.00	0.00	0.00	0.00	0.00	0.00	#DIV/0!
%RSD			3%	#DIV/0!	#DIV/0!	#DIV/0!	#DIV/0!	#DIV/0!	#DIV/0!	#DIV/0!	#DIV/0!	#DIV/0!	#DIV/0!	#DIV/0!	#DIV/0!	#DIV/0!	#DIV/0!	#DIV/0!	#DIV/0!	#DIV/0!	#DIV/0!	#DIV/0!	#DIV/0!	#DIV/0!	#DIV/0!	#DIV/0!	#DIV/0!	#DIV/0!	#DIV/0!	#DIV/0!	#DIV/0!	#DIV/0!	#DIV/0!	#DIV/0!	#DIV/0!	#DIV/0!	#DIV/0!	#DIV/0!	#DIV/0!	#DIV/0!	#DIV/0!	#DIV/0!	#DIV/0!	#DIV/0!	#DIV/0!	#DIV/0!	#DIV/0!	#DIV/0!	#DIV/0!	#DIV/0!
BLK	BLK		<2																																															
BLK	BLK		<2																																															
BLK	BLK		<2																																															
BLK	BLK		<2																																															
BLK	BLK		<2																																															
BLK	BLK		<2																																															
BLK	BLK		2																																															
BLK	BLK		2																																															
BLK	BLK		<2																																															
BLK	BLK		3																																															
BLK	BLK		<2																																															
BLK	BLK		2																																															
BLK	BLK			<0.1	<0.1	<0.1	<1	<0.1	<0.1	<0.2	<1	<0.01	<1	<0.1	<0.1	<1	<0.1	<0.1	<0.1	<1	<0.01	<0.001	<0.1	1	<0.01	<1	<0.001	<0.01	<0.001	<0.01	<0.1	<0.1	<1	<0.1	<0.1	<0.1	<0.1	<1	<1	<0.1	<0.1	0.1	<0.1	<0.05	<0.005	<1	<0.5	<0.5		
BLK	BLK			<0.1	0.4	<0.1	<1	<0.1	<0.1	<0.2	<1	<0.01	<1	<0.1	<0.1	<1	<0.1	<0.1	<0.1	<1	<0.01	<0.001	<0.1	1	<0.01	<1	<0.001	<0.01	0.005	<0.01	<0.1	<0.1	<1	<0.1	<0.1	<0.1	<0.1	<1	<1	<0.1	<0.1	<0.1	<0.1	<0.05	<0.005	<1	<0.5	<0.5		
BLK	BLK			<0.1	<0.1	<0.1	<1	<0.1	<0.1	<0.2	<1	<0.01	<1	<0.1	<0.1	<1	<0.1	<0.1	<0.1	<1	<0.01	<0.001	<0.1	2	<0.01	<1	<0.001	<0.01	<0.001	<0.01	<0.1	<0.1	<1	<0.1	<0.1	<0.1	<0.1	<1	<1	<0.1	<0.1	<0.1	<0.1	<0.05	<0.005	1	<0.5	<0.5		
BLK	BLK			<0.1	0.4	<0.1	1	<0.1	0.2	<0.2	<1	<0.01	<1	<0.1	<0.1	<1	<0.1	<0.1	<0.1	<1	<0.01	<0.001	<0.1	2	<0.01	<1	<0.001	<0.01	<0.001	<0.01	<0.1	<0.1	<1	<0.1	<0.1	<0.1	<0.1	<1	<1	<0.1	<0.1	<0.1	<0.1	<0.05	<0.005	<1	<0.5	<0.5		
BLK	BLK			<0.1	0.3	<0.1	<1	<0.1	<0.1	<0.2	<1	<0.01	<1	<0.1	<0.1	<1	<0.1	<0.1	<0.1	<1	<0.01	<0.001	<0.1	3	<0.01	<1	<0.001	<0.01	0.003	<0.01	<0.1	<0.1	<1	<0.1	<0.1	<0.1	<0.1	<1	<1	<0.1	<0.1	0.2	<0.1	<0.05	<0.005	<1	<0.5	<0.5		
BLK	BLK			<0.1	<0.1	<0.1	<1	<0.1	<0.1	<0.2	<1	<0.01	<1	<0.1	<0.1	<1	<0.1	<0.1	<0.1	<1	<0.01	<0.001	<0.1	1	<0.01	<1	<0.001	<0.01	0.004	<0.01	<0.1	<0.1	<1	<0.1	<0.1	<0.1	<0.1	<1	<1	<0.1	<0.1	<0.1	<0.1	<0.05	<0.005	<1	<0.5	<0.5		
BLK	BLK																																															<0.01	
BLK	BLK																																																<0.01	
BLK	BLK																																																<0.01	
BLK	BLK																																																<0.01	
BLK	BLK																																																<0.01	
BLK	BLK			<0.1	0.1	<0.1	<1	<0.1	0.2	<0.2	<1	<0.01	<1	<0.1	<0.1	<1	<0.1	<0.1	<0.1	<1	<0.01	<0.001	<0.1	<1	<0.01	<1	<0.001	<0.01	0.005	<0.01	<0.1	<0.1	<1	<0.1	<0.1	<0.1	<0.1	<1	<1	<0.1	<0.1	<0.1	<0.1	<0.05	<0.005	<1	<0.5	<0.5		
BLK	BLK			<0.1	0.2	<0.1	<1	<0.1	<0.1	<0.2	1	<0.01	<1	<0.1	<0.1	<1	<0.1	<0.1	<0.1	<1	<0.01	<0.001	<0.1	<1	<0.01	<1	<0.001	<0.01	0.007	<0.01	<0.1	<0.1	<1	<0.1	<0.1	<0.1	<0.1	<1	<1	0.1	<0.1	<0.1	<0.1	<0.05	<0.005	<1	<0.5	<0.5		
BLK	BLK		<2																																															
BLK	BLK		<2																																															
BLK	BLK																																																<0.01	
Mean			2.3	#DIV/0!	0.3	#DIV/0!	1.0	#DIV/0!	0.2	#DIV/0!	1.0	#DIV/0!	#DIV/0!	#DIV/0!	#DIV/0!	#DIV/0!	#DIV/0!	#DIV/0!	#DIV/0!	#DIV/0!	#DIV/0!	#DIV/0!	#DIV/0!	1.7	#DIV/0!	#DIV/0!	#DIV/0!	#DIV/0!	0.0	#DIV/0!	#DIV/0!	#DIV/0!	#DIV/0!	#DIV/0!	#DIV/0!	#DIV/0!	#DIV/0!	#DIV/0!	#DIV/0!	0.1	#DIV/0!	0.2	#DIV/0!	#DIV/0!	#DIV/0!	1.0	#DIV/0!	#DIV/0!	#DIV/0!	#DIV/0!
Standard Deviation			0.82	0.00	0.12	0.00	0.19	0.00	0.05	0.00	0.19	0.00	0.00	0.00	0.00	0.00	0.00	0.00	0.00	0.00	0.00	0.00	0.00	0.78	0.00	0.00	0.00	0.00	0.00	0.00	0.00	0.00	0.00	0.00	0.00	0.00	0.00	0.00	0.00	0.02	0.00	0.04	0.00	0.00	0.00	0.19	0.00	0.00	0.00	#DIV/0!
%RSD			36%	#DIV/0!	43%	#DIV/0!	19%	#DIV/0!	26%	#DIV/0!	19%	#DIV/0!	#DIV/0!	#DIV/0!	#DIV/0!	#DIV/0!	#DIV/0!	#DIV/0!	#DIV/0!	#DIV/0!	#DIV/0!	#DIV/0!	#DIV/0!	47%	#DIV/0!	#DIV/0!	#DIV/0!	#DIV/0!	41%	#DIV/0!	#DIV/0!	#DIV/0!	#DIV/0!	#DIV/0!	#DIV/0!	#DIV/0!	#DIV/0!	#DIV/0!	#DIV/0!	19%	#DIV/0!	28%	#DIV/0!	#DIV/0!	#DIV/0!	19%	#DIV/0!	#DIV/0!	#DIV/0!	#DIV/0!
Prep Wash																																																		
ROCK-WHI	Prep Blank		<2	1.5	5.7	2.9	39	<0.1	0.7	3.7	634	1.85	2	1.4	3.1	173	<0.1	0.2	<0.1	30	1.39	0.037	14.3	5	0.49	828	0.179	6.41	3.348	1.50	0.3	49.5	25	0.7	15.0	5.1	0.4	<1	6	2.2	<0.1	33.3	1.8	0.06	<0.005	<1	<0.5	<0.5	<0.01	
ROCK-WHI	Prep Blank		<2	1.4	4.7	2.7	33	<0.1	0.7	4.0	632	1.89	2	1.4	3.1	186	<0.1	0.1	<0.1	31	1.21	0.038	15.3	5	0.51	806	0.189	6.44	3.426	1.59	0.3	53.0	26	0.8	16.8	5.5	0.4	1	6	2.0	<0.1	34.1	1.7	<0.05	<0.005	<1	<0.5	<0.5	<0.01	
Percent Difference			#VALUE!	7%	19%	7%	17%	#VALUE!	0%	8%	0%	2%	0%	0%	0%	7%	#VALUE!	67%	#VALUE!	3%	14%	3%	7%	0%	4%	3%	5%	0%	2%	6%	0%	7%	4%	13%	11%	8%	0%	#VALUE!	0%	10%	#VALUE!	2%	6%	#VALUE!	#VALUE!	#VALUE!	#VALUE!	#VALUE!	#VALUE!	

Bureau Veritas Commodities Canada Ltd. **Final Report**

Client: Goldstrike Resources Ltd.
File Created: 18-Oct-2018
Job Number: WHI18000395
Number of Samples: 138
Project: LUC
Shipment ID: DDLS-18-06
P.O. Number:
Received: 19-Jul-2018

	Method	WGHT	FA350	MA200	MA200	MA200	MA200	MA200	MA200	MA200	MA200	MA200	MA200	MA200	MA200	MA200	MA200	MA200	MA200	MA200	MA200	MA200	MA200	MA200	MA200	MA200	MA200	MA200	MA200	MA200	MA200	MA200	MA200	MA200	MA200	MA200	MA200	MA200	MA200	MA200	MA200	MA200	MA200	MA200	MA200	MA200	MA200	MA200	AQ200	FA550
	Analyte	Wgt	Au	Mo	Cu	Pb	Zn	Ag	Ni	Co	Mn	Fe	As	U	Th	Sr	Cd	Sb	Bi	V	Ca	P	La	Cr	Mg	Ba	Ti	Al	Na	K	W	Zr	Ce	Sn	Y	Nb	Ta	Be	Sc	Li	S	Rb	Hf	In	Re	Se	Te	Tl	Hg	Au
	Unit	KG	PPB	PPM	PPM	PPM	PPM	PPM	PPM	PPM	PPM	%	PPM	PPM	PPM	PPM	PPM	PPM	PPM	PPM	%	%	PPM	PPM	%	PPM	%	%	%	%	PPM	PPM	PPM	PPM	PPM	PPM	PPM	PPM	PPM	PPM	%	PPM	PPM	PPM	PPM	PPM	PPM	PPM	PPM	GM/T
	MDL	0.01	2	0.1	0.1	0.1	1	0.1	0.1	0.2	1	0.01	1	0.1	0.1	1	0.1	0.1	0.1	1	0.01	0.001	0.1	1	0.01	1	0.001	0.01	0.001	0.01	0.1	0.1	1	0.1	0.1	0.1	0.1	1	1	0.1	0.1	0.1	0.1	0.05	0.005	1	0.5	0.5	0.01	0.9
Sample	**Type**																																																	
Pulp Duplicates																																																		
1472518	Drill Core	4.17	10	0.8	21.5	7.2	62	0.3	55.6	21.3	688	2.82	6	0.4	3.0	186	0.2	2.5	<0.1	72	0.60	0.048	12.3	153	0.43	400	0.162	7.17	1.104	1.42	2.3	7.2	25	1.2	10.6	1.7	0.1	<1	14	26.7	<0.1	39.1	0.2	<0.05	<0.005	<1	<0.5	<0.5	0.07	
1472518	REP		11																																															
Percent Difference			10%	#VALUE!	#VALUE!	#VALUE!	#VALUE!	#VALUE!	#VALUE!	#VALUE!	#VALUE!	#VALUE!	#VALUE!	#VALUE!	#VALUE!	#VALUE!	#VALUE!	#VALUE!	#VALUE!	#VALUE!	#VALUE!	#VALUE!	#VALUE!	#VALUE!	#VALUE!	#VALUE!	#VALUE!	#VALUE!	#VALUE!	#VALUE!	#VALUE!	#VALUE!	#VALUE!	#VALUE!	#VALUE!	#VALUE!	#VALUE!	#VALUE!	#VALUE!	#VALUE!	#VALUE!	#VALUE!	#VALUE!	#VALUE!	#VALUE!	#VALUE!	#VALUE!	#VALUE!	#VALUE!	
1472619	Drill Core	5.07	<2	1.7	70.1	9.2	76	<0.1	16.5	25.4	996	5.61	5	0.4	1.1	201	<0.1	1.3	<0.1	242	2.87	0.052	5.0	40	1.48	713	0.396	7.90	2.902	1.81	0.4	4.7	13	0.8	8.4	2.5	0.2	<1	30	10.0	<0.1	54.3	0.4	0.09	<0.005	<1	<0.5	0.5	<0.01	
1472619	REP		<2																																															
Percent Difference			#VALUE!	#VALUE!	#VALUE!	#VALUE!	#VALUE!	#VALUE!	#VALUE!	#VALUE!	#VALUE!	#VALUE!	#VALUE!	#VALUE!	#VALUE!	#VALUE!	#VALUE!	#VALUE!	#VALUE!	#VALUE!	#VALUE!	#VALUE!	#VALUE!	#VALUE!	#VALUE!	#VALUE!	#VALUE!	#VALUE!	#VALUE!	#VALUE!	#VALUE!	#VALUE!	#VALUE!	#VALUE!	#VALUE!	#VALUE!	#VALUE!	#VALUE!	#VALUE!	#VALUE!	#VALUE!	#VALUE!	#VALUE!	#VALUE!	#VALUE!	#VALUE!	#VALUE!	#VALUE!	#VALUE!	
1472552	Drill Core	4.99	33	1.1	3.2	2.9	25	<0.1	3.3	4.8	527	1.93	10	0.2	2.1	123	0.3	2.4	<0.1	36	1.81	0.020	11.3	4	0.50	654	0.086	6.47	2.784	0.44	5.3	7.1	24	0.8	6.0	1.6	<0.1	<1	9	21.0	<0.1	7.5	0.2	<0.05	<0.005	<1	<0.5	<0.5	0.01	
1472552	REP		41																																															
Percent Difference			22%	#VALUE!	#VALUE!	#VALUE!	#VALUE!	#VALUE!	#VALUE!	#VALUE!	#VALUE!	#VALUE!	#VALUE!	#VALUE!	#VALUE!	#VALUE!	#VALUE!	#VALUE!	#VALUE!	#VALUE!	#VALUE!	#VALUE!	#VALUE!	#VALUE!	#VALUE!	#VALUE!	#VALUE!	#VALUE!	#VALUE!	#VALUE!	#VALUE!	#VALUE!	#VALUE!	#VALUE!	#VALUE!	#VALUE!	#VALUE!	#VALUE!	#VALUE!	#VALUE!	#VALUE!	#VALUE!	#VALUE!	#VALUE!	#VALUE!	#VALUE!	#VALUE!	#VALUE!	#VALUE!	
1472575	Rock Pulp	0.05	5	3.6	24.6	4.4	47	0.5	24.3	12.0	496	2.61	5	0.9	2.1	248	0.2	0.9	<0.1	86	1.86	0.053	9.7	32	0.80	498	0.294	5.30	2.140	0.91	28.3	38.0	18	0.8	12.8	3.4	0.2	<1	11	14.2	<0.1	22.1	1.1	<0.05	0.008	<1	<0.5	<0.5	0.02	
1472575	REP																																																0.03	
Percent Difference			#VALUE!	#VALUE!	#VALUE!	#VALUE!	#VALUE!	#VALUE!	#VALUE!	#VALUE!	#VALUE!	#VALUE!	#VALUE!	#VALUE!	#VALUE!	#VALUE!	#VALUE!	#VALUE!	#VALUE!	#VALUE!	#VALUE!	#VALUE!	#VALUE!	#VALUE!	#VALUE!	#VALUE!	#VALUE!	#VALUE!	#VALUE!	#VALUE!	#VALUE!	#VALUE!	#VALUE!	#VALUE!	#VALUE!	#VALUE!	#VALUE!	#VALUE!	#VALUE!	#VALUE!	#VALUE!	#VALUE!	#VALUE!	#VALUE!	#VALUE!	#VALUE!	#VALUE!	#VALUE!	40%	
1472542	Drill Core	4.10	117	0.6	18.7	6.6	58	<0.1	5.4	10.8	350	2.61	19	0.5	5.9	267	<0.1	4.8	<0.1	92	2.00	0.059	22.5	5	0.36	1624	0.206	6.40	0.130	1.95	7.2	5.5	40	1.5	7.6	3.0	0.2	<1	9	33.1	<0.1	36.4	0.2	<0.05	<0.005	<1	<0.5	<0.5	0.02	
1472542	REP			0.5	18.6	6.3	59	<0.1	5.0	11.2	330	2.62	17	0.5	5.8	254	0.2	4.2	<0.1	91	2.01	0.058	21.3	5	0.39	1602	0.188	6.31	0.119	1.86	6.8	5.0	40	1.4	7.6	2.7	0.2	<1	8	33.2	<0.1	34.1	0.2	0.06	<0.005	<1	<0.5	<0.5		
Percent Difference			#VALUE!	18%	1%	5%	2%	#VALUE!	8%	4%	6%	0%	11%	0%	2%	5%	#VALUE!	13%	#VALUE!	1%	0%	2%	5%	0%	8%	1%	9%	1%	9%	5%	6%	10%	0%	7%	0%	11%	0%	#VALUE!	12%	0%	#VALUE!	7%	0%	#VALUE!	#VALUE!	#VALUE!	#VALUE!	#VALUE!	#VALUE!	
1472509	Drill Core	3.95	11	13.5	64.8	7.4	71	4.9	18.3	24.9	609	6.30	11	0.8	5.0	193	0.1	1.1	<0.1	331	0.98	0.060	16.3	39	0.79	1135	0.584	6.43	1.626	1.44	30.0	17.9	32	1.2	13.7	3.6	0.2	1	26	13.2	<0.1	61.8	0.7	0.06	<0.005	<1	<0.5	<0.5	0.03	
1472509	REP			12.9	67.6	7.2	71	4.9	18.0	26.5	616	6.49	11	0.8	4.0	181	0.2	1.1	<0.1	345	1.01	0.060	15.4	36	0.82	1132	0.608	6.57	1.680	1.47	30.8	18.0	29	1.1	13.4	3.6	0.2	<1	25	13.4	<0.1	59.2	0.7	0.06	<0.005	<1	<0.5	<0.5		
Percent Difference			#VALUE!	5%	4%	3%	0%	0%	2%	6%	1%	3%	0%	0%	22%	6%	67%	0%	#VALUE!	4%	3%	0%	6%	8%	4%	0%	4%	2%	3%	2%	3%	1%	10%	9%	2%	0%	0%	#VALUE!	4%	2%	#VALUE!	4%	0%	0%	#VALUE!	#VALUE!	#VALUE!	#VALUE!	#VALUE!	
1472540	Drill Core	4.93	56	0.5	4.7	3.7	22	<0.1	4.2	8.1	436	2.28	8	0.2	2.0	88	0.2	1.5	<0.1	48	2.27	0.016	8.1	5	0.39	1190	0.088	5.39	0.612	0.84	4.2	4.7	16	0.3	4.8	1.0	<0.1	<1	10	26.4	<0.1	10.5	0.2	<0.05	<0.005	<1	<0.5	<0.5	0.02	
1472540	REP																																																0.02	
Percent Difference			#VALUE!	#VALUE!	#VALUE!	#VALUE!	#VALUE!	#VALUE!	#VALUE!	#VALUE!	#VALUE!	#VALUE!	#VALUE!	#VALUE!	#VALUE!	#VALUE!	#VALUE!	#VALUE!	#VALUE!	#VALUE!	#VALUE!	#VALUE!	#VALUE!	#VALUE!	#VALUE!	#VALUE!	#VALUE!	#VALUE!	#VALUE!	#VALUE!	#VALUE!	#VALUE!	#VALUE!	#VALUE!	#VALUE!	#VALUE!	#VALUE!	#VALUE!	#VALUE!	#VALUE!	#VALUE!	#VALUE!	#VALUE!	#VALUE!	#VALUE!	#VALUE!	#VALUE!	#VALUE!	0%	
1472577	Drill Core	4.04	1627	2.6	15.5	4.7	31	1.2	6.2	9.9	220	2.43	10	0.4	2.4	117	0.2	2.4	<0.1	26	0.44	0.011	10.4	3	0.10	351	0.057	4.68	0.021	0.26	3.0	8.5	21	0.6	4.3	1.2	<0.1	<1	6	40.7	<0.1	3.8	0.2	<0.05	<0.005	<1	0.6	<0.5	0.12	
1472577	REP			2.9	15.5	4.6	30	1.0	7.2	10.0	245	2.42	10	0.4	2.2	130	0.2	2.3	<0.1	26	0.47	0.011	10.1	3	0.09	359	0.055	4.79	0.021	0.29	2.8	8.3	22	0.9	3.7	1.1	<0.1	<1	6	39.4	<0.1	4.0	0.2	<0.05	<0.005	<1	0.6	<0.5		
Percent Difference			#VALUE!	11%	0%	2%	3%	18%	15%	1%	11%	0%	0%	0%	9%	11%	0%	4%	#VALUE!	0%	7%	0%	3%	0%	11%	2%	4%	2%	0%	11%	7%	2%	5%	40%	15%	9%	#VALUE!	#VALUE!	0%	3%	#VALUE!	5%	0%	#VALUE!	#VALUE!	#VALUE!	0%	#VALUE!	#VALUE!	
1472645	Drill Core	3.49	148	0.9	29.2	6.6	83	0.4	6.1	14.1	655	4.21	6	0.7	1.8	187	<0.1	1.9	<0.1	88	1.25	0.037	8.4	9	0.80	353	0.240	6.51	3.293	1.65	15.8	6.1	19	1.0	6.5	2.4	0.1	<1	16	9.9	<0.1	19.0	0.3	<0.05	<0.005	<1	<0.5	<0.5	<0.01	
1472645	REP																																																0.01	
Percent Difference			#VALUE!	#VALUE!	#VALUE!	#VALUE!	#VALUE!	#VALUE!	#VALUE!	#VALUE!	#VALUE!	#VALUE!	#VALUE!	#VALUE!	#VALUE!	#VALUE!	#VALUE!	#VALUE!	#VALUE!	#VALUE!	#VALUE!	#VALUE!	#VALUE!	#VALUE!	#VALUE!	#VALUE!	#VALUE!	#VALUE!	#VALUE!	#VALUE!	#VALUE!	#VALUE!	#VALUE!	#VALUE!	#VALUE!	#VALUE!	#VALUE!	#VALUE!	#VALUE!	#VALUE!	#VALUE!	#VALUE!	#VALUE!	#VALUE!	#VALUE!	#VALUE!	#VALUE!	#VALUE!	#VALUE!	
1472610	Drill Core	4.39	67	1.4	34.9	6.0	76	0.2	15.0	21.4	1068	4.75	5	0.3	0.8	226	0.2	1.1	<0.1	180	3.51	0.048	3.2	27	1.67	119	0.237	7.79	3.265	1.54	4.2	4.2	8	0.5	5.8	1.5	<0.1	1	26	11.1	<0.1	32.0	0.3	0.06	<0.005	<1	<0.5	<0.5	<0.01	
1472610	REP																																																<0.01	
Percent Difference			#VALUE!	#VALUE!	#VALUE!	#VALUE!	#VALUE!	#VALUE!	#VALUE!	#VALUE!	#VALUE!	#VALUE!	#VALUE!	#VALUE!	#VALUE!	#VALUE!	#VALUE!	#VALUE!	#VALUE!	#VALUE!	#VALUE!	#VALUE!	#VALUE!	#VALUE!	#VALUE!	#VALUE!	#VALUE!	#VALUE!	#VALUE!	#VALUE!	#VALUE!	#VALUE!	#VALUE!	#VALUE!	#VALUE!	#VALUE!	#VALUE!	#VALUE!	#VALUE!	#VALUE!	#VALUE!	#VALUE!	#VALUE!	#VALUE!	#VALUE!	#VALUE!	#VALUE!	#VALUE!	#VALUE!	
1472612	Drill Core	5.53	55	1.2	40.4	11.2	81	0.1	15.8	25.1	1183	5.73	8	0.6	2.2	265	0.3	4.2	<0.1	211	4.50	0.067	11.6	40	2.06	758	0.284	7.06	1.667	1.57	4.1	4.6	22	0.6	10.5	2.1	0.1	1	27	14.4	<0.1	39.6	0.3	0.06	<0.005	<1	<0.5	<0.5	<0.01	
1472612	REP			1.4	41.2	10.8	88	0.1	15.2	25.7	1175	5.74	8	0.6	1.9	269	0.2	4.0	<0.1	211	4.49	0.064	10.6	37	2.05	715	0.284	7.08	1.661	1.55	3.7	4.4	22	0.6	10.4	2.1	0.1	<1	27	14.6	<0.1	39.2	0.3	0.07	<0.005	<1	0.8	<0.5		
Percent Difference			#VALUE!	15%	2%	4%	8%	0%	4%	2%	1%	0%	0%	0%	15%	1%	40%	5%	#VALUE!	0%	0%	5%	9%	8%	0%	6%	0%	0%	0%	1%	10%	4%	0%	0%	1%	0%	0%	#VALUE!	0%	1%	#VALUE!	1%	0%	15%	#VALUE!	#VALUE!	#VALUE!	#VALUE!	#VALUE!	
Preparation Duplicates																																																		
1472519	Drill Core	3.77	13	1.1	10.7	6.2	29	0.3	6.2	6.2	286	1.47	6	0.2	2.8	170	<0.1	6.7	<0.1	40	1.15	0.024	8.9	4	0.18	673	0.086	6.61	0.028	1.03	2.5	5.4	18	0.8	6.9	1.1	<0.1	<1	6	32.4	<0.1	20.1	0.2	<0.05	<0.005	<1	<0.5	<0.5	0.05	
1472519	DUP		12	1.0	10.9	6.2	31	0.4	6.1	6.1	300	1.47	6	0.2	3.0	170	0.1	6.9	<0.1	39	1.13	0.023	8.9	5	0.19	650	0.085	6.54	0.025	1.01	2.8	4.9	18	0.7	7.0	1.0	<0.1	<1	6	33.2	<0.1	21.2	0.2	<0.05	<0.005	<1	<0.5	<0.5	0.05	
Percent Difference			8%	10%	2%	0%	7%	29%	2%	2%	5%	0%	0%	0%	7%	0%	#VALUE!	3%	#VALUE!	3%	2%	4%	0%	22%	5%	3%	1%	1%	11%	2%	11%	10%	0%	13%	1%	10%	#VALUE!	#VALUE!	0%	2%	#VALUE!	5%	0%	#VALUE!	#VALUE!	#VALUE!	#VALUE!	#VALUE!	0%	
1472553	Drill Core	4.95	49	1.2	2.3	3.5	35	<0.1	5.5	6.8	885	2.13	9	0.2	1.9	145	0.7	1.9	<0.1	32	3.56	0.018	10.0	5	1.24	458	0.081	5.42	2.587	0.24	5.7	5.2	21	0.8	6.7	1.5	<0.1	<1	17	18.3	<0.1	4.2	0.2	<0.05	<0.005	<1	0.6	<0.5	<0.01	
1472553	DUP		59	1.2	2.2	3.4	33	<0.1	4.8	6.3	875	2.10	8	0.2	1.8	145	0.6	1.8	<0.1	32	3.50	0.018	9.8	6	1.18	440	0.084	5.43	2.566	0.25	6.0	5.8	20	0.7	6.4	1.6	<0.1	<1	15	18.5	<0.1	4.1	0.2	0.06	<0.005	<1	0.7	<0.5	<0.01	
Percent Difference			19%	0%	4%	3%	6%	#VALUE!	14%	8%	1%	1%	12%	0%	5%	0%	15%	5%	#VALUE!	0%	2%	0%	2%	18%	5%	4%	4%	0%	1%	4%	5%	11%	5%	13%	5%	6%	#VALUE!	#VALUE!	13%	1%	#VALUE!	2%	0%	#VALUE!	#VALUE!	#VALUE!	15%	#VALUE!	#VALUE!	
1472587	Drill Core	5.20	24	1.7	13.8	5.4	68	<0.1	6.1	12.3	785	3.99	6	0.3	1.1	154	0.2	1.1	<0.1	123	3.76	0.043	6.0	7	0.85	392	0.168	6.70	1.439	1.95	5.5	3.7	14	0.6	6.6	1.3	<0.1	<1	16	16.5	<0.1	34.6	0.2	<0.05	<0.005	<1	<0.5	<0.5	<0.01	
1472587	DUP		28	1.5	13.7	5.4	68	<0.1	5.8	14.2	832	4.10	6	0.3	1.2	160	0.2	1.2	<0.1	127	3.77	0.043	6.2	8	0.88	408	0.178	6.85	1.481	2.05	5.8	3.8	14	0.6	7.4	1.5	<0.1	<1	16	16.9	<0.1	35.4	0.2	<0.05	<0.005	<1	0.6	<0.5	<0.01	
Percent Difference			15%	13%	1%	0%	0%	#VALUE!	5%	14%	6%	3%	0%	0%	9%	4%	0%	9%	#VALUE!	3%	0%	0%	3%	13%	3%	4%	6%	2%	3%	5%	5%	3%	0%	0%	11%	14%	#VALUE!	#VALUE!	0%	2%	#VALUE!	2%	0%	#VALUE!	#VALUE!	#VALUE!	#VALUE!	#VALUE!	#VALUE!	
1472621	Drill Core	3.74	53	1.8	62.5	6.5	65	0.2	12.6	18.9	1227	5.38	6	0.4	1.1	176	0.4	1.1	<0.1	188	5.20	0.036	6.0	31	2.23	218	0.228	6.97	2.753	1.39	3.4	4.6	13	0.4	9.6	1.0	<0.1	<1	27	9.8	<0.1	30.2	0.2	0.10	<0.005	<1	0.7	<0.5	<0.01	
1472621	DUP		44	1.9	60.4	6.4	60	0.2	11.6	18.7	1238	5.39	7	0.4	1.0	162	0.5	1.1	<0.1	188	5.23	0.037	5.5	27	2.24	222	0.219	6.98	2.764	1.34	3.0	3.6	11	0.4	9.4	0.9	<0.1	<1	22	10.1	<0.1	29.6	0.3	<0.05	<0.005	<1	1.0	<0.5	<0.01	
Percent Difference			19%	5%	3%	2%	8%	0%	8%	1%	1%	0%	15%	0%	10%	8%	22%	0%	#VALUE!	0%	1%	3%	9%	14%	0%	2%	4%	0%	0%	4%	13%	24%	17%	0%	2%	11%	#VALUE!	#VALUE!	20%	3%	#VALUE!	2%	40%	#VALUE!	#VALUE!	#VALUE!	35%	#VALUE!	#VALUE!	
Reference Materials																																																		
STD AGPROOF	STD																																																	<0.9
STD DS11	STD																																																0.25	
STD DS11	STD																																																0.29	
STD DS11	STD																																																0.26	
STD DS11	STD																																																0.23	
Mean			#DIV/0!	#DIV/0!	#DIV/0!	#DIV/0!	#DIV/0!	#DIV/0!	#DIV/0!	#DIV/0!	#DIV/0!	#DIV/0!	#DIV/0!	#DIV/0!	#DIV/0!	#DIV/0!	#DIV/0!	#DIV/0!	#DIV/0!	#DIV/0!	#DIV/0!	#DIV/0!	#DIV/0!	#DIV/0!	#DIV/0!	#DIV/0!	#DIV/0!	#DIV/0!	#DIV/0!	#DIV/0!	#DIV/0!	#DIV/0!	#DIV/0!	#DIV/0!	#DIV/0!	#DIV/0!	#DIV/0!	#DIV/0!	#DIV/0!	#DIV/0!	#DIV/0!	#DIV/0!	#DIV/0!	#DIV/0!	#DIV/0!	#DIV/0!	#DIV/0!	#DIV/0!	0.3	#DIV/0!
Standard Deviation			0.00	0.00	0.00	0.00	0.00	0.00	0.00	0.00	0.00	0.00	0.00	0.00	0.00	0.00	0.00	0.00	0.00	0.00	0.00	0.00	0.00	0.00	0.00	0.00	0.00	0.00	0.00	0.00	0.00	0.00	0.00	0.00	0.00	0.00	0.00	0.00	0.00	0.00	0.00	0.00	0.00	0.00	0.00	0.00	0.00	0.00	0.12	0.00
%RSD			#DIV/0!	#DIV/0!	#DIV/0!	#DIV/0!	#DIV/0!	#DIV/0!	#DIV/0!	#DIV/0!	#DIV/0!	#DIV/0!	#DIV/0!	#DIV/0!	#DIV/0!	#DIV/0!	#DIV/0!	#DIV/0!	#DIV/0!	#DIV/0!	#DIV/0!	#DIV/0!	#DIV/0!	#DIV/0!	#DIV/0!	#DIV/0!	#DIV/0!	#DIV/0!	#DIV/0!	#DIV/0!	#DIV/0!	#DIV/0!	#DIV/0!	#DIV/0!	#DIV/0!	#DIV/0!	#DIV/0!	#DIV/0!	#DIV/0!	#DIV/0!	#DIV/0!	#DIV/0!	#DIV/0!	#DIV/0!	#DIV/0!	#DIV/0!	#DIV/0!	#DIV/0!	46%	#DIV/0!
STD OREAS25A-4A	STD			2.2	32.3	25.1	40	<0.1	43.5	7.6	490	6.52	11	2.7	15.9	52	<0.1	0.7	0.3	159	0.29	0.047	21.8	115	0.34	143	0.935	8.88	0.138	0.49	1.7	156.1	46	4.0	10.3	19.8	1.4	<1	12	36.6	<0.1	59.2	3.9	0.06	<0.005	2	<0.5	<0.5		
STD OREAS25A-4A	STD			2.2	32.7	23.5	43	<0.1	43.2	7.4	463	6.31	10	2.8	17.4	47	<0.1	0.6	0.4	150	0.29	0.048	22.4	109	0.34	139	0.931	8.65	0.137	0.46	1.7	140.7	47	4.0	9.6	17.8	1.3	<1	12	41.0	<0.1	56.9	3.8	0.12	<0.005	2	<0.5	<0.5		
STD OREAS25A-4A	STD			2.1	30.7	21.7	46	<0.1	44.6	8.2	447	6.32	8	2.4	13.9	42	<0.1	0.5	0.4	152	0.33	0.042	19.3	118	0.28	132	0.897	8.57	0.137	0.49	1.8	160.3	40	3.4	8.1	18.8	1.5	<1	12	34.6	<0.1	49.9	3.5	0.08	<0.005	2	<0.5	<0.5		
STD OREAS25A-4A	STD			2.6	37.9	26.3	46	<0.1	47.8	7.2	518	6.45	9	3.0	15.4	45	0.1	0.7	0.4	154	0.30	0.046	24.2	112	0.34	164	0.910	9.09	0.144	0.48	1.8	138.8	50	4.0	11.2	18.2	1.3	<1	13	42.2	<0.1	59.3	4.0	0.12	<0.005	3	<0.5	<0.5		
Mean			#DIV/0!	2.3	33.4	24.2	43.8	#DIV/0!	44.8	7.6	479.5	6.4	9.5	2.7	15.7	46.5	0.1	0.6	0.4	153.8	0.3	0.0	21.9	113.5	0.3	144.5	0.9	8.8	0.1	0.5	1.8	149.0	45.8	3.9	9.8	18.7	1.4	#DIV/0!	12.3	38.6	#DIV/0!	56.3	3.8	0.1	#DIV/0!	2.3	#DIV/0!	#DIV/0!	#DIV/0!	#DIV/0!
Standard Deviation			0.00	0.22	3.12	2.00	2.87	0.00	2.10	0.43	31.20	0.10	1.29	0.25	1.44	4.20	0.05	0.10	0.05	3.86	0.02	0.00	2.03	3.87	0.03	13.77	0.02	0.24	0.00	0.01	0.06	10.82	4.19	0.30	1.31	0.87	0.10	0.00	0.50	3.59	0.00	4.42	0.22	0.03	0.00	0.50	0.00	0.00	0.00	0.00
%RSD			#DIV/0!	10%	9%	8%	7%	#DIV/0!	5%	6%	7%	2%	14%	9%	9%	9%	50%	15%	13%	3%	6%	6%	9%	3%	9%	10%	2%	3%	2%	3%	3%	7%	9%	8%	13%	5%	7%	#DIV/0!	4%	9%	#DIV/0!	8%	6%	32%	#DIV/0!	22%	#DIV/0!	#DIV/0!	#DIV/0!	#DIV/0!
STD OREAS45E	STD			2.5	784.4	18.1	45	0.3	476.8	56.6	561	23.68	18	2.4	13.6	17	<0.1	1.0	0.3	332	0.07	0.032	10.8	960	0.16	240	0.544	6.86	0.051	0.31	1.0	94.3	23	1.5	7.6	6.3	0.5	<1	90	6.6	<0.1	20.6	2.9	0.10	<0.005	2	<0.5	<0.5		
STD OREAS45E	STD			2.2	778.7	17.9	46	0.3	467.0	57.1	559	23.71	16	2.4	13.9	17	<0.1	1.0	0.2	322	0.07	0.033	11.3	964	0.15	237	0.528	6.73	0.050	0.33	0.8	91.0	23	1.3	7.6	5.6	0.5	<1	90	6.5	<0.1	20.4	2.6	0.09	<0.005	3	<0.5	<0.5		
STD OREAS45E	STD			2.3	760.7	16.0	43	0.3	456.4	54.6	485	23.74	15	2.1	11.4	15	<0.1	0.9	0.3	315	0.07	0.032	10.9	977	0.14	228	0.480	6.73	0.055	0.37	1.0	93.2	23	1.1	7.6	5.6	0.5	<1	87	7.3	<0.1	18.4	2.6	0.10	<0.005	3	<0.5	<0.5		
STD OREAS45E	STD			2.2	739.7	18.2	51	0.3	452.1	59.3	561	22.32	14	2.4	12.7	17	<0.1	1.1	0.3	309	0.08	0.032	11.0	973	0.16	226	0.507	6.55	0.058	0.34	0.9	80.3	24	1.4	6.9	6.3	0.5	<1	82	6.7	<0.1	18.7	2.8	0.07	<0.005	2	<0.5	<0.5		
Mean			#DIV/0!	2.3	765.9	17.6	46.3	0.3	463.1	56.9	541.5	23.4	15.8	2.3	12.9	16.5	#DIV/0!	1.0	0.3	319.5	0.1	0.0	11.0	968.5	0.2	232.8	0.5	6.7	0.1	0.3	0.9	89.7	23.3	1.3	7.4	6.0	0.5	#DIV/0!	87.3	6.8	#DIV/0!	19.5	2.7	0.1	#DIV/0!	2.5	#DIV/0!	#DIV/0!	#DIV/0!	#DIV/0!
Standard Deviation			#DIV/0!	0.14	20.16	1.04	3.40	0.00	11.09	1.93	37.68	0.70	1.71	0.15	1.12	1.00	0.00	0.08	0.05	9.88	0.01	0.00	0.22	7.85	0.01	6.80	0.03	0.13	0.00	0.03	0.10	6.42	0.50	0.17	0.35	0.40	0.00	0.00	3.77	0.36	0.00	1.14	0.15	0.01	0.00	0.58	0.00	0.00	0.00	0.00
%RSD			#DIV/0!	6%	3%	6%	7%	0%	2%	3%	7%	3%	11%	6%	9%	6%	#DIV/0!	8%	18%	3%	7%	2%	2%	1%	6%	3%	5%	2%	7%	7%	10%	7%	2%	13%	5%	7%	0%	#DIV/0!	4%	5%	#DIV/0!	6%	6%	16%	#DIV/0!	23%	#DIV/0!	#DIV/0!	#DIV/0!	#DIV/0!
STD OREAS45EA	STD																																																<0.01	
STD OREAS45EA	STD																																																0.02	
STD OREAS45EA	STD																																																0.01	
STD OREAS45EA	STD																																																<0.01	
Mean			#DIV/0!	#DIV/0!	#DIV/0!	#DIV/0!	#DIV/0!	#DIV/0!	#DIV/0!	#DIV/0!	#DIV/0!	#DIV/0!	#DIV/0!	#DIV/0!	#DIV/0!	#DIV/0!	#DIV/0!	#DIV/0!	#DIV/0!	#DIV/0!	#DIV/0!	#DIV/0!	#DIV/0!	#DIV/0!	#DIV/0!	#DIV/0!	#DIV/0!	#DIV/0!	#DIV/0!	#DIV/0!	#DIV/0!	#DIV/0!	#DIV/0!	#DIV/0!	#DIV/0!	#DIV/0!	#DIV/0!	#DIV/0!	#DIV/0!	#DIV/0!	#DIV/0!	#DIV/0!	#DIV/0!	#DIV/0!	#DIV/0!	#DIV/0!	#DIV/0!	#DIV/0!	0.0	#DIV/0!
Standard Deviation			0.00	0.00	0.00	0.00	0.00	0.00	0.00	0.00	0.00	0.00	0.00	0.00	0.00	0.00	0.00	0.00	0.00	0.00	0.00	0.00	0.00	0.00	0.00	0.00	0.00	0.00	0.00	0.00	0.00	0.00	0.00	0.00	0.00	0.00	0.00	0.00	0.00	0.00	0.00	0.00	0.00	0.00	0.00	0.00	0.00	0.00	0.01	0.00
%RSD			#DIV/0!	#DIV/0!	#DIV/0!	#DIV/0!	#DIV/0!	#DIV/0!	#DIV/0!	#DIV/0!	#DIV/0!	#DIV/0!	#DIV/0!	#DIV/0!	#DIV/0!	#DIV/0!	#DIV/0!	#DIV/0!	#DIV/0!	#DIV/0!	#DIV/0!	#DIV/0!	#DIV/0!	#DIV/0!	#DIV/0!	#DIV/0!	#DIV/0!	#DIV/0!	#DIV/0!	#DIV/0!	#DIV/0!	#DIV/0!	#DIV/0!	#DIV/0!	#DIV/0!	#DIV/0!	#DIV/0!	#DIV/0!	#DIV/0!	#DIV/0!	#DIV/0!	#DIV/0!	#DIV/0!	#DIV/0!	#DIV/0!	#DIV/0!	#DIV/0!	#DIV/0!	64%	#DIV/0!
STD OXC145	STD		206																																															
STD OXC145	STD		214																																															
STD OXC145	STD		212																																															
STD OXC145	STD		209																																															
STD OXC145	STD		219																																															
STD OXC145	STD		205																																															
Mean			210.8	#DIV/0!	#DIV/0!	#DIV/0!	#DIV/0!	#DIV/0!	#DIV/0!	#DIV/0!	#DIV/0!	#DIV/0!	#DIV/0!	#DIV/0!	#DIV/0!	#DIV/0!	#DIV/0!	#DIV/0!	#DIV/0!	#DIV/0!	#DIV/0!	#DIV/0!	#DIV/0!	#DIV/0!	#DIV/0!	#DIV/0!	#DIV/0!	#DIV/0!	#DIV/0!	#DIV/0!	#DIV/0!	#DIV/0!	#DIV/0!	#DIV/0!	#DIV/0!	#DIV/0!	#DIV/0!	#DIV/0!	#DIV/0!	#DIV/0!	#DIV/0!	#DIV/0!	#DIV/0!	#DIV/0!	#DIV/0!	#DIV/0!	#DIV/0!	#DIV/0!	#DIV/0!	#DIV/0!
Standard Deviation			5.27	0.00	0.00	0.00	0.00	0.00	0.00	0.00	0.00	0.00	0.00	0.00	0.00	0.00	0.00	0.00	0.00	0.00	0.00	0.00	0.00	0.00	0.00	0.00	0.00	0.00	0.00	0.00	0.00	0.00	0.00	0.00	0.00	0.00	0.00	0.00	0.00	0.00	0.00	0.00	0.00	0.00	0.00	0.00	0.00	0.00	0.00	0.00
%RSD			2%	#DIV/0!	#DIV/0!	#DIV/0!	#DIV/0!	#DIV/0!	#DIV/0!	#DIV/0!	#DIV/0!	#DIV/0!	#DIV/0!	#DIV/0!	#DIV/0!	#DIV/0!	#DIV/0!	#DIV/0!	#DIV/0!	#DIV/0!	#DIV/0!	#DIV/0!	#DIV/0!	#DIV/0!	#DIV/0!	#DIV/0!	#DIV/0!	#DIV/0!	#DIV/0!	#DIV/0!	#DIV/0!	#DIV/0!	#DIV/0!	#DIV/0!	#DIV/0!	#DIV/0!	#DIV/0!	#DIV/0!	#DIV/0!	#DIV/0!	#DIV/0!	#DIV/0!	#DIV/0!	#DIV/0!	#DIV/0!	#DIV/0!	#DIV/0!	#DIV/0!	#DIV/0!	#DIV/0!
STD OXH139	STD		1235																																															
STD OXH139	STD		1322																																															
STD OXH139	STD		1360																																															
STD OXH139	STD		1368																																															
STD OXH139	STD		1254																																															
STD OXH139	STD		1343																																															
Mean			1313.7	#DIV/0!	#DIV/0!	#DIV/0!	#DIV/0!	#DIV/0!	#DIV/0!	#DIV/0!	#DIV/0!	#DIV/0!	#DIV/0!	#DIV/0!	#DIV/0!	#DIV/0!	#DIV/0!	#DIV/0!	#DIV/0!	#DIV/0!	#DIV/0!	#DIV/0!	#DIV/0!	#DIV/0!	#DIV/0!	#DIV/0!	#DIV/0!	#DIV/0!	#DIV/0!	#DIV/0!	#DIV/0!	#DIV/0!	#DIV/0!	#DIV/0!	#DIV/0!	#DIV/0!	#DIV/0!	#DIV/0!	#DIV/0!	#DIV/0!	#DIV/0!	#DIV/0!	#DIV/0!	#DIV/0!	#DIV/0!	#DIV/0!	#DIV/0!	#DIV/0!	#DIV/0!	#DIV/0!
Standard Deviation			56.17	0.00	0.00	0.00	0.00	0.00	0.00	0.00	0.00	0.00	0.00	0.00	0.00	0.00	0.00	0.00	0.00	0.00	0.00	0.00	0.00	0.00	0.00	0.00	0.00	0.00	0.00	0.00	0.00	0.00	0.00	0.00	0.00	0.00	0.00	0.00	0.00	0.00	0.00	0.00	0.00	0.00	0.00	0.00	0.00	0.00	0.00	0.00
%RSD			4%	#DIV/0!	#DIV/0!	#DIV/0!	#DIV/0!	#DIV/0!	#DIV/0!	#DIV/0!	#DIV/0!	#DIV/0!	#DIV/0!	#DIV/0!	#DIV/0!	#DIV/0!	#DIV/0!	#DIV/0!	#DIV/0!	#DIV/0!	#DIV/0!	#DIV/0!	#DIV/0!	#DIV/0!	#DIV/0!	#DIV/0!	#DIV/0!	#DIV/0!	#DIV/0!	#DIV/0!	#DIV/0!	#DIV/0!	#DIV/0!	#DIV/0!	#DIV/0!	#DIV/0!	#DIV/0!	#DIV/0!	#DIV/0!	#DIV/0!	#DIV/0!	#DIV/0!	#DIV/0!	#DIV/0!	#DIV/0!	#DIV/0!	#DIV/0!	#DIV/0!	#DIV/0!	#DIV/0!
STD OXQ114	STD																																																	34.9
STD SP49	STD																																																	18.1
BLK	BLK		<2																																															
BLK	BLK		<2																																															
BLK	BLK		<2																																															
BLK	BLK		<2																																															
BLK	BLK		<2																																															
BLK	BLK		<2																																															
BLK	BLK		<2																																															
BLK	BLK		<2																																															
BLK	BLK		<2																																															
BLK	BLK		<2																																															
BLK	BLK																																																<0.01	
BLK	BLK			<0.1	<0.1	<0.1	<1	<0.1	<0.1	<0.2	<1	<0.01	<1	<0.1	<0.1	<1	<0.1	<0.1	<0.1	<1	<0.01	<0.001	<0.1	<1	<0.01	<1	<0.001	<0.01	0.004	<0.01	<0.1	<0.1	<1	<0.1	<0.1	<0.1	<0.1	<1	<1	<0.1	<0.1	0.1	<0.1	<0.05	<0.005	<1	<0.5	<0.5		
BLK	BLK			<0.1	0.2	<0.1	<1	<0.1	<0.1	<0.2	<1	<0.01	<1	<0.1	<0.1	<1	<0.1	<0.1	<0.1	<1	<0.01	<0.001	<0.1	1	<0.01	<1	<0.001	<0.01	0.005	<0.01	<0.1	<0.1	<1	<0.1	<0.1	<0.1	<0.1	<1	<1	<0.1	<0.1	0.2	<0.1	<0.05	<0.005	<1	<0.5	<0.5		
BLK	BLK																																																<0.01	
BLK	BLK			<0.1	<0.1	<0.1	<1	<0.1	<0.1	<0.2	2	<0.01	<1	<0.1	<0.1	<1	<0.1	<0.1	<0.1	<1	<0.01	<0.001	<0.1	<1	<0.01	<1	<0.001	<0.01	<0.001	<0.01	<0.1	<0.1	<1	<0.1	<0.1	<0.1	<0.1	<1	<1	<0.1	<0.1	0.2	<0.1	<0.05	<0.005	<1	<0.5	<0.5		
BLK	BLK																																																<0.01	
BLK	BLK																																																<0.01	
BLK	BLK			<0.1	0.3	<0.1	<1	<0.1	0.2	<0.2	1	<0.01	<1	<0.1	<0.1	<1	<0.1	<0.1	<0.1	<1	<0.01	<0.001	<0.1	1	<0.01	<1	<0.001	<0.01	<0.001	<0.01	<0.1	<0.1	<1	<0.1	<0.1	<0.1	<0.1	<1	<1	<0.1	<0.1	<0.1	<0.1	<0.05	<0.005	<1	<0.5	<0.5		
BLK	BLK																																																	<0.9
BLK	BLK		<2																																															
BLK	BLK		<2																																															
Mean			#DIV/0!	#DIV/0!	0.3	#DIV/0!	#DIV/0!	#DIV/0!	0.2	#DIV/0!	1.5	#DIV/0!	#DIV/0!	#DIV/0!	#DIV/0!	#DIV/0!	#DIV/0!	#DIV/0!	#DIV/0!	#DIV/0!	#DIV/0!	#DIV/0!	#DIV/0!	1.0	#DIV/0!	#DIV/0!	#DIV/0!	#DIV/0!	0.0	#DIV/0!	#DIV/0!	#DIV/0!	#DIV/0!	#DIV/0!	#DIV/0!	#DIV/0!	#DIV/0!	#DIV/0!	#DIV/0!	#DIV/0!	#DIV/0!	0.2	#DIV/0!	#DIV/0!	#DIV/0!	#DIV/0!	#DIV/0!	#DIV/0!	#DIV/0!	#DIV/0!
Standard Deviation			0.00	0.00	0.08	0.00	0.00	0.00	0.04	0.00	0.48	0.00	0.00	0.00	0.00	0.00	0.00	0.00	0.00	0.00	0.00	0.00	0.00	0.30	0.00	0.00	0.00	0.00	0.00	0.00	0.00	0.00	0.00	0.00	0.00	0.00	0.00	0.00	0.00	0.00	0.00	0.06	0.00	0.00	0.00	0.00	0.00	0.00	0.00	0.00
%RSD			#DIV/0!	#DIV/0!	31%	#DIV/0!	#DIV/0!	#DIV/0!	22%	#DIV/0!	32%	#DIV/0!	#DIV/0!	#DIV/0!	#DIV/0!	#DIV/0!	#DIV/0!	#DIV/0!	#DIV/0!	#DIV/0!	#DIV/0!	#DIV/0!	#DIV/0!	30%	#DIV/0!	#DIV/0!	#DIV/0!	#DIV/0!	30%	#DIV/0!	#DIV/0!	#DIV/0!	#DIV/0!	#DIV/0!	#DIV/0!	#DIV/0!	#DIV/0!	#DIV/0!	#DIV/0!	#DIV/0!	#DIV/0!	37%	#DIV/0!	#DIV/0!	#DIV/0!	#DIV/0!	#DIV/0!	#DIV/0!	#DIV/0!	#DIV/0!
Prep Wash																																																		
ROCK-WHI	Prep Blanl		<2	1.0	5.0	2.7	37	<0.1	1.5	4.2	635	2.09	3	1.3	3.1	206	<0.1	0.1	0.1	38	1.60	0.041	13.8	4	0.52	865	0.202	7.04	3.243	1.69	0.3	49.4	25	0.7	14.2	4.8	0.4	<1	7	2.4	<0.1	34.1	1.5	<0.05	<0.005	<1	<0.5	<0.5	<0.01	
ROCK-WHI	Prep Blanl		<2	1.4	4.9	3.0	41	<0.1	0.9	4.0	668	2.03	3	1.4	3.2	218	<0.1	<0.1	<0.1	34	1.55	0.042	13.1	3	0.47	868	0.210	7.10	3.334	1.71	0.3	50.3	25	0.9	16.1	5.5	0.4	1	7	2.6	<0.1	36.3	1.5	<0.05	0.006	<1	<0.5	<0.5	<0.01	
Percent Difference			#VALUE!	33%	2%	11%	10%	#VALUE!	50%	5%	5%	3%	0%	7%	3%	6%	#VALUE!	#VALUE!	#VALUE!	11%	3%	2%	5%	29%	10%	0%	4%	1%	3%	1%	0%	2%	0%	25%	13%	14%	0%	#VALUE!	0%	8%	#VALUE!	6%	0%	#VALUE!	#VALUE!	#VALUE!	#VALUE!	#VALUE!	#VALUE!	

Bureau Veritas Commodities Canada Ltd. **Final Report**

Client: Goldstrike Resources Ltd.
File Created: 18-Oct-2018
Job Number: WHI18000396
Number of Samples: 85
Project: LUC
Shipment ID: DDLS-18-06
P.O. Number:
Received: 19-Jul-2018

Method		WGHT	FA350	MA200	MA200	MA200	MA200	MA200	MA200	MA200	MA200	MA200	MA200	MA200	MA200	MA200	MA200	MA200	MA200	MA200	MA200	MA200	MA200	MA200	MA200	MA200	MA200	MA200	MA200	MA200	MA200	MA200	MA200	MA200	MA200	MA200	MA200	MA200	MA200	MA200	MA200	MA200	MA200	MA200	MA200	MA200	MA200	MA200	AQ200	FA550
Analyte		Wgt	Au	Mo	Cu	Pb	Zn	Ag	Ni	Co	Mn	Fe	As	U	Th	Sr	Cd	Sb	Bi	V	Ca	P	La	Cr	Mg	Ba	Ti	Al	Na	K	W	Zr	Ce	Sn	Y	Nb	Ta	Be	Sc	Li	S	Rb	Hf	In	Re	Se	Te	Tl	Hg	Au
Unit		KG	PPB	PPM	PPM	PPM	PPM	PPM	PPM	PPM	PPM	%	PPM	PPM	PPM	PPM	PPM	PPM	PPM	PPM	%	%	PPM	PPM	%	PPM	%	%	%	%	PPM	PPM	PPM	PPM	PPM	PPM	PPM	PPM	PPM	PPM	%	PPM	PPM	PPM	PPM	PPM	PPM	PPM	PPM	GM/T
MDL		0.01	2	0.1	0.1	0.1	1	0.1	0.1	0.2	1	0.01	1	0.1	0.1	1	0.1	0.1	0.1	1	0.01	0.001	0.1	1	0.01	1	0.001	0.01	0.001	0.01	0.1	0.1	1	0.1	0.1	0.1	0.1	1	1	0.1	0.1	0.1	0.1	0.05	0.005	1	0.5	0.5	0.01	0.9
Sample	**Type**																																																	
Pulp Duplicates																																																		
1472670	Drill Core	5.10	188	1.6	19.5	5.2	63	0.1	18.1	16.5	761	3.72	5	0.9	3.0	183	0.1	0.8	<0.1	105	4.38	0.061	11.8	58	1.85	523	0.304	7.39	2.171	2.08	2.9	5.8	27	1.6	10.2	4.8	0.3	1	18	16.1	<0.1	43.7	0.3	<0.05	<0.005	<1	0.9	<0.5	<0.01	
1472670	REP																																																<0.01	
Percent Difference			#VALUE!	#VALUE!	#VALUE!	#VALUE!	#VALUE!	#VALUE!	#VALUE!	#VALUE!	#VALUE!	#VALUE!	#VALUE!	#VALUE!	#VALUE!	#VALUE!	#VALUE!	#VALUE!	#VALUE!	#VALUE!	#VALUE!	#VALUE!	#VALUE!	#VALUE!	#VALUE!	#VALUE!	#VALUE!	#VALUE!	#VALUE!	#VALUE!	#VALUE!	#VALUE!	#VALUE!	#VALUE!	#VALUE!	#VALUE!	#VALUE!	#VALUE!	#VALUE!	#VALUE!	#VALUE!	#VALUE!	#VALUE!	#VALUE!	#VALUE!	#VALUE!	#VALUE!	#VALUE!	#VALUE!	
1472652	Drill Core	4.41	835	5.1	12.6	9.1	59	0.6	19.4	25.4	1298	5.89	7	0.6	2.2	230	0.5	2.1	<0.1	181	4.28	0.067	11.1	29	2.02	385	0.395	6.42	3.502	0.68	10.0	5.2	24	0.8	9.8	2.7	0.2	<1	21	10.7	0.6	10.1	0.2	0.06	<0.005	1	1.6	<0.5	0.05	
1472652	REP		841																																															
Percent Difference			1%	#VALUE!	#VALUE!	#VALUE!	#VALUE!	#VALUE!	#VALUE!	#VALUE!	#VALUE!	#VALUE!	#VALUE!	#VALUE!	#VALUE!	#VALUE!	#VALUE!	#VALUE!	#VALUE!	#VALUE!	#VALUE!	#VALUE!	#VALUE!	#VALUE!	#VALUE!	#VALUE!	#VALUE!	#VALUE!	#VALUE!	#VALUE!	#VALUE!	#VALUE!	#VALUE!	#VALUE!	#VALUE!	#VALUE!	#VALUE!	#VALUE!	#VALUE!	#VALUE!	#VALUE!	#VALUE!	#VALUE!	#VALUE!	#VALUE!	#VALUE!	#VALUE!	#VALUE!	#VALUE!	#VALUE!	
1472685	Drill Core	4.26	2	1.2	17.8	4.9	82	<0.1	18.4	20.2	889	4.99	3	0.8	4.1	85	0.1	3.5	<0.1	124	3.47	0.063	16.4	63	1.59	203	0.389	7.75	0.031	1.40	0.6	7.1	29	1.8	14.7	5.6	0.4	<1	19	27.6	<0.1	26.6	0.4	<0.05	<0.005	<1	<0.5	<0.5	<0.01	
1472685	REP		3																																															
Percent Difference			40%	#VALUE!	#VALUE!	#VALUE!	#VALUE!	#VALUE!	#VALUE!	#VALUE!	#VALUE!	#VALUE!	#VALUE!	#VALUE!	#VALUE!	#VALUE!	#VALUE!	#VALUE!	#VALUE!	#VALUE!	#VALUE!	#VALUE!	#VALUE!	#VALUE!	#VALUE!	#VALUE!	#VALUE!	#VALUE!	#VALUE!	#VALUE!	#VALUE!	#VALUE!	#VALUE!	#VALUE!	#VALUE!	#VALUE!	#VALUE!	#VALUE!	#VALUE!	#VALUE!	#VALUE!	#VALUE!	#VALUE!	#VALUE!	#VALUE!	#VALUE!	#VALUE!	#VALUE!	#VALUE!	#VALUE!	
1472704	Drill Core	4.92	176	2.5	15.1	5.6	48	0.2	12.0	12.5	632	3.32	4	0.7	5.4	135	0.2	0.7	<0.1	90	3.29	0.039	15.1	41	1.43	334	0.265	6.61	2.688	1.57	4.5	7.6	28	1.0	11.6	5.3	0.4	<1	14	10.7	0.2	28.6	0.3	<0.05	<0.005	<1	0.5	<0.5	0.02	
1472704	REP																																																0.01	
Percent Difference			#VALUE!	#VALUE!	#VALUE!	#VALUE!	#VALUE!	#VALUE!	#VALUE!	#VALUE!	#VALUE!	#VALUE!	#VALUE!	#VALUE!	#VALUE!	#VALUE!	#VALUE!	#VALUE!	#VALUE!	#VALUE!	#VALUE!	#VALUE!	#VALUE!	#VALUE!	#VALUE!	#VALUE!	#VALUE!	#VALUE!	#VALUE!	#VALUE!	#VALUE!	#VALUE!	#VALUE!	#VALUE!	#VALUE!	#VALUE!	#VALUE!	#VALUE!	#VALUE!	#VALUE!	#VALUE!	#VALUE!	#VALUE!	#VALUE!	#VALUE!	#VALUE!	#VALUE!	#VALUE!	67%	
1472729	Drill Core	4.43	2	0.4	38.4	3.7	55	<0.1	16.2	24.7	789	5.68	5	0.6	2.4	178	<0.1	0.2	<0.1	197	3.77	0.047	7.2	32	1.94	392	0.401	7.94	2.284	1.46	0.3	5.6	16	2.7	12.2	3.8	0.2	<1	26	16.3	0.3	35.1	0.3	0.05	<0.005	<1	0.6	<0.5	<0.01	
1472729	REP																																																<0.01	
Percent Difference			#VALUE!	#VALUE!	#VALUE!	#VALUE!	#VALUE!	#VALUE!	#VALUE!	#VALUE!	#VALUE!	#VALUE!	#VALUE!	#VALUE!	#VALUE!	#VALUE!	#VALUE!	#VALUE!	#VALUE!	#VALUE!	#VALUE!	#VALUE!	#VALUE!	#VALUE!	#VALUE!	#VALUE!	#VALUE!	#VALUE!	#VALUE!	#VALUE!	#VALUE!	#VALUE!	#VALUE!	#VALUE!	#VALUE!	#VALUE!	#VALUE!	#VALUE!	#VALUE!	#VALUE!	#VALUE!	#VALUE!	#VALUE!	#VALUE!	#VALUE!	#VALUE!	#VALUE!	#VALUE!	#VALUE!	
1472691	Drill Core	5.09	5	1.2	48.0	4.6	72	<0.1	18.2	23.2	1147	5.02	5	1.0	2.0	159	0.2	0.8	<0.1	186	4.89	0.058	11.0	43	2.14	585	0.395	6.96	0.826	1.59	0.7	3.9	21	0.8	14.9	3.6	0.2	<1	24	13.2	0.2	56.5	0.3	0.05	<0.005	<1	0.8	<0.5	<0.01	
1472691	REP			0.8	42.9	4.0	73	<0.1	17.0	20.8	1145	4.97	4	0.9	2.1	160	0.1	0.7	<0.1	184	4.89	0.058	11.5	45	2.12	550	0.376	6.88	0.806	1.49	0.6	3.8	20	1.0	15.3	3.3	0.2	<1	22	13.0	0.1	62.9	0.3	<0.05	<0.005	<1	0.8	<0.5		
Percent Difference			#VALUE!	40%	11%	14%	1%	#VALUE!	7%	11%	0%	1%	22%	11%	5%	1%	67%	13%	#VALUE!	1%	0%	0%	4%	5%	1%	6%	5%	1%	2%	6%	15%	3%	5%	22%	3%	9%	0%	#VALUE!	9%	2%	67%	11%	0%	#VALUE!	#VALUE!	#VALUE!	0%	#VALUE!	#VALUE!	
1472658	Drill Core	3.46	57	1.0	11.1	4.9	26	0.2	4.8	7.7	536	2.67	3	0.3	4.8	163	0.4	0.7	<0.1	67	2.19	0.024	13.0	14	0.95	632	0.096	6.43	3.730	0.68	3.2	5.4	24	0.6	5.2	2.5	0.2	<1	10	8.6	0.4	10.0	0.2	<0.05	<0.005	<1	<0.5	<0.5	0.01	
1472658	REP			0.8	12.1	5.0	28	0.2	4.4	8.9	509	2.68	4	0.3	5.5	174	0.4	0.7	<0.1	67	2.22	0.025	13.8	14	0.95	672	0.100	6.52	3.767	0.69	3.3	5.6	26	0.6	5.1	2.5	0.2	<1	10	9.3	0.4	10.3	0.2	<0.05	<0.005	1	<0.5	<0.5		
Percent Difference			#VALUE!	22%	9%	2%	7%	0%	9%	14%	5%	0%	29%	0%	14%	7%	0%	0%	#VALUE!	0%	1%	4%	6%	0%	0%	6%	4%	1%	1%	1%	3%	4%	8%	0%	2%	0%	0%	#VALUE!	0%	8%	0%	3%	0%	#VALUE!	#VALUE!	#VALUE!	#VALUE!	#VALUE!	#VALUE!	
1472720	Drill Core	5.70	19	0.3	33.2	4.8	54	<0.1	5.2	8.5	656	3.57	5	0.5	4.4	116	<0.1	0.5	0.1	47	1.76	0.040	13.7	18	0.84	624	0.219	6.63	1.277	1.35	3.5	7.2	27	1.3	14.1	5.4	0.3	<1	15	21.6	0.2	31.8	0.2	0.08	<0.005	<1	<0.5	<0.5	<0.01	
1472720	REP			0.3	32.4	4.9	55	<0.1	5.4	8.3	706	3.61	5	0.5	4.8	118	<0.1	0.5	0.1	47	1.77	0.040	14.3	18	0.85	665	0.222	6.68	1.278	1.40	3.4	7.0	28	1.6	14.7	5.4	0.4	<1	15	24.0	0.2	33.3	0.3	0.09	<0.005	1	<0.5	<0.5		
Percent Difference			#VALUE!	0%	2%	2%	2%	#VALUE!	4%	2%	7%	1%	0%	0%	9%	2%	#VALUE!	0%	0%	0%	1%	0%	4%	0%	1%	6%	1%	1%	0%	4%	3%	3%	4%	21%	4%	0%	29%	#VALUE!	0%	11%	0%	5%	40%	12%	#VALUE!	#VALUE!	#VALUE!	#VALUE!	#VALUE!	
1472713	Drill Core	3.08	8891	0.5	11.9	3.2	33	2.8	7.5	11.7	756	4.21	3	0.3	3.0	71	0.2	0.9	<0.1	100	3.45	0.034	8.6	6	1.37	53	0.150	6.44	4.834	0.35	7.5	4.5	16	0.7	5.2	2.4	0.2	<1	13	6.2	1.3	2.3	0.2	<0.05	0.015	1	1.6	<0.5	0.08	11.2
1472713	REP																																																	9.4
Percent Difference			#VALUE!	#VALUE!	#VALUE!	#VALUE!	#VALUE!	#VALUE!	#VALUE!	#VALUE!	#VALUE!	#VALUE!	#VALUE!	#VALUE!	#VALUE!	#VALUE!	#VALUE!	#VALUE!	#VALUE!	#VALUE!	#VALUE!	#VALUE!	#VALUE!	#VALUE!	#VALUE!	#VALUE!	#VALUE!	#VALUE!	#VALUE!	#VALUE!	#VALUE!	#VALUE!	#VALUE!	#VALUE!	#VALUE!	#VALUE!	#VALUE!	#VALUE!	#VALUE!	#VALUE!	#VALUE!	#VALUE!	#VALUE!	#VALUE!	#VALUE!	#VALUE!	#VALUE!	#VALUE!	#VALUE!	17%
Preparation Duplicates																																																		
1472679	Drill Core	5.39	3	2.2	17.8	5.1	58	<0.1	17.9	18.6	896	4.37	5	0.9	3.0	179	<0.1	0.7	<0.1	130	4.55	0.063	12.2	56	1.97	242	0.376	7.81	1.999	1.62	0.6	6.9	24	1.6	11.8	5.7	0.4	1	19	20.0	<0.1	40.2	0.4	<0.05	<0.005	<1	1.2	<0.5	0.01	
1472679	DUP		4	2.6	17.4	5.3	63	<0.1	18.9	22.0	880	4.44	5	0.9	3.1	193	<0.1	0.6	<0.1	133	4.67	0.064	12.7	62	2.03	251	0.403	8.09	2.000	1.65	0.5	7.0	27	1.5	13.5	5.7	0.4	1	21	23.1	<0.1	43.0	0.4	0.06	<0.005	<1	0.9	<0.5	<0.01	
Percent Difference			29%	17%	2%	4%	8%	#VALUE!	5%	17%	2%	2%	0%	0%	3%	8%	#VALUE!	15%	#VALUE!	2%	3%	2%	4%	10%	3%	4%	7%	4%	0%	2%	18%	1%	12%	6%	13%	0%	0%	0%	10%	14%	#VALUE!	7%	0%	#VALUE!	#VALUE!	#VALUE!	29%	#VALUE!	#VALUE!	
1472713	Drill Core	3.08	8891	0.5	11.9	3.2	33	2.8	7.5	11.7	756	4.21	3	0.3	3.0	71	0.2	0.9	<0.1	100	3.45	0.034	8.6	6	1.37	53	0.150	6.44	4.834	0.35	7.5	4.5	16	0.7	5.2	2.4	0.2	<1	13	6.2	1.3	2.3	0.2	<0.05	0.015	1	1.6	<0.5	0.08	11.2
1472713	DUP		>10000	0.6	10.4	3.2	30	4.1	8.4	12.3	710	4.18	3	0.3	2.8	76	0.2	1.0	<0.1	101	3.33	0.032	7.7	6	1.30	56	0.152	6.25	4.802	0.38	8.4	4.8	15	0.8	5.3	2.6	0.2	<1	12	6.7	1.3	2.2	0.2	0.05	0.014	1	1.9	<0.5	0.09	10.1
Percent Difference			#VALUE!	18%	13%	0%	10%	38%	11%	5%	6%	1%	0%	0%	7%	7%	0%	11%	#VALUE!	1%	4%	6%	11%	0%	5%	6%	1%	3%	1%	8%	11%	6%	6%	13%	2%	8%	0%	#VALUE!	8%	8%	0%	4%	0%	#VALUE!	7%	0%	17%	#VALUE!	12%	10%
Reference Materials																																																		
STD OREAS45EA	STD																																																<0.01	
STD AGPROOF	STD																																																	<0.9
STD DS11	STD																																																0.26	
STD DS11	STD																																																0.30	
STD DS11	STD																																																0.27	
Mean			#DIV/0!	#DIV/0!	#DIV/0!	#DIV/0!	#DIV/0!	#DIV/0!	#DIV/0!	#DIV/0!	#DIV/0!	#DIV/0!	#DIV/0!	#DIV/0!	#DIV/0!	#DIV/0!	#DIV/0!	#DIV/0!	#DIV/0!	#DIV/0!	#DIV/0!	#DIV/0!	#DIV/0!	#DIV/0!	#DIV/0!	#DIV/0!	#DIV/0!	#DIV/0!	#DIV/0!	#DIV/0!	#DIV/0!	#DIV/0!	#DIV/0!	#DIV/0!	#DIV/0!	#DIV/0!	#DIV/0!	#DIV/0!	#DIV/0!	#DIV/0!	#DIV/0!	#DIV/0!	#DIV/0!	#DIV/0!	#DIV/0!	#DIV/0!	#DIV/0!	#DIV/0!	0.3	#DIV/0!
Standard Deviation			0.00	0.00	0.00	0.00	0.00	0.00	0.00	0.00	0.00	0.00	0.00	0.00	0.00	0.00	0.00	0.00	0.00	0.00	0.00	0.00	0.00	0.00	0.00	0.00	0.00	0.00	0.00	0.00	0.00	0.00	0.00	0.00	0.00	0.00	0.00	0.00	0.00	0.00	0.00	0.00	0.00	0.00	0.00	0.00	0.00	0.00	0.02	0.00
%RSD			#DIV/0!	#DIV/0!	#DIV/0!	#DIV/0!	#DIV/0!	#DIV/0!	#DIV/0!	#DIV/0!	#DIV/0!	#DIV/0!	#DIV/0!	#DIV/0!	#DIV/0!	#DIV/0!	#DIV/0!	#DIV/0!	#DIV/0!	#DIV/0!	#DIV/0!	#DIV/0!	#DIV/0!	#DIV/0!	#DIV/0!	#DIV/0!	#DIV/0!	#DIV/0!	#DIV/0!	#DIV/0!	#DIV/0!	#DIV/0!	#DIV/0!	#DIV/0!	#DIV/0!	#DIV/0!	#DIV/0!	#DIV/0!	#DIV/0!	#DIV/0!	#DIV/0!	#DIV/0!	#DIV/0!	#DIV/0!	#DIV/0!	#DIV/0!	#DIV/0!	#DIV/0!	8%	#DIV/0!
STD OREAS25A-4A	STD			1.9	33.9	23.3	50	<0.1	38.8	6.8	492	6.41	9	2.7	15.5	46	<0.1	0.9	0.3	157	0.28	0.047	24.1	115	0.31	149	0.940	9.04	0.119	0.44	1.8	140.9	45	3.9	10.4	17.8	1.2	<1	12	36.7	<0.1	55.5	4.5	0.07	<0.005	1	<0.5	<0.5		
STD OREAS25A-4A	STD			2.2	30.9	23.4	46	<0.1	45.6	8.5	494	6.44	9	2.6	13.5	41	<0.1	0.6	0.4	156	0.34	0.044	18.6	107	0.29	130	0.949	8.73	0.118	0.48	1.9	158.8	44	3.7	9.6	19.5	1.5	1	12	34.7	<0.1	53.0	3.8	0.07	<0.005	3	<0.5	<0.5		
STD OREAS25A-4A	STD			2.3	33.0	24.3	42	<0.1	44.7	7.3	508	6.32	10	2.8	16.7	45	<0.1	0.6	0.3	150	0.29	0.049	21.6	113	0.32	143	0.894	8.85	0.128	0.47	2.2	156.3	47	3.8	10.6	19.0	1.4	1	13	37.3	<0.1	57.4	4.2	0.09	<0.005	3	<0.5	<0.5		
Mean			#DIV/0!	2.1	32.6	23.7	46.0	#DIV/0!	43.0	7.5	498.0	6.4	9.3	2.7	15.2	44.0	#DIV/0!	0.7	0.3	154.3	0.3	0.0	21.4	111.7	0.3	140.7	0.9	8.9	0.1	0.5	2.0	152.0	45.3	3.8	10.2	18.8	1.4	1.0	12.3	36.2	#DIV/0!	55.3	4.2	0.1	#DIV/0!	2.3	#DIV/0!	#DIV/0!	#DIV/0!	#DIV/0!
Standard Deviation			0.00	0.21	1.54	0.55	4.00	0.00	3.69	0.87	8.72	0.06	0.58	0.10	1.62	2.65	0.00	0.17	0.06	3.79	0.03	0.00	2.75	4.16	0.02	9.71	0.03	0.16	0.01	0.02	0.21	9.69	1.53	0.10	0.53	0.87	0.15	0.58	0.58	1.36	0.00	2.21	0.35	0.01	0.00	1.15	0.00	0.00	0.00	0.00
%RSD			#DIV/0!	10%	5%	2%	9%	#DIV/0!	9%	12%	2%	1%	6%	4%	11%	6%	#DIV/0!	25%	17%	2%	11%	5%	13%	4%	5%	7%	3%	2%	5%	4%	11%	6%	3%	3%	5%	5%	11%	58%	5%	4%	#DIV/0!	4%	8%	15%	#DIV/0!	49%	#DIV/0!	#DIV/0!	#DIV/0!	#DIV/0!
STD OREAS45E	STD			2.3	767.1	18.7	51	0.3	457.4	56.9	598	23.43	16	2.5	13.0	19	0.1	0.9	0.3	318	0.07	0.035	12.7	933	0.16	266	0.520	6.64	0.054	0.32	1.0	93.7	26	1.3	8.5	6.2	0.5	<1	96	6.3	<0.1	21.7	3.1	0.12	<0.005	2	<0.5	<0.5		
STD OREAS45E	STD			2.3	759.9	16.8	48	0.3	451.2	57.2	537	23.71	16	2.2	12.8	15	<0.1	0.9	0.3	313	0.06	0.031	11.0	985	0.14	225	0.527	6.81	0.053	0.34	1.0	96.6	23	1.1	7.0	5.7	0.5	<1	87	6.7	<0.1	20.8	2.7	0.09	<0.005	3	<0.5	<0.5		
STD OREAS45E	STD			2.3	713.4	17.6	43	0.3	427.9	53.5	524	22.37	15	2.5	14.1	15	<0.1	0.9	0.3	296	0.05	0.032	10.4	904	0.15	221	0.486	6.32	0.054	0.32	1.0	95.2	23	1.1	7.8	5.9	0.5	<1	82	6.2	<0.1	19.8	3.0	0.08	<0.005	2	<0.5	<0.5		
Mean			#DIV/0!	2.3	746.8	17.7	47.3	0.3	445.5	55.9	553.0	23.2	15.7	2.4	13.3	16.3	0.1	0.9	0.3	309.0	0.1	0.0	11.4	940.7	0.2	237.3	0.5	6.6	0.1	0.3	1.0	95.2	24.0	1.2	7.8	5.9	0.5	#DIV/0!	88.3	6.4	#DIV/0!	20.8	2.9	0.1	#DIV/0!	2.3	#DIV/0!	#DIV/0!	#DIV/0!	#DIV/0!
Standard Deviation			0.00	0.00	29.15	0.95	4.04	0.00	15.55	2.06	39.51	0.71	0.58	0.17	0.70	2.31	0.06	0.00	0.00	11.53	0.01	0.00	1.19	41.04	0.01	24.91	0.02	0.25	0.00	0.01	0.00	1.45	1.73	0.12	0.75	0.25	0.00	0.00	7.09	0.26	0.00	0.95	0.21	0.02	0.00	0.58	0.00	0.00	0.00	0.00
%RSD			#DIV/0!	0%	4%	5%	9%	0%	3%	4%	7%	3%	4%	7%	5%	14%	58%	0%	0%	4%	17%	6%	10%	4%	7%	10%	4%	4%	1%	4%	0%	2%	7%	10%	10%	4%	0%	#DIV/0!	8%	4%	#DIV/0!	5%	7%	22%	#DIV/0!	25%	#DIV/0!	#DIV/0!	#DIV/0!	#DIV/0!
STD OREAS45EA	STD																																																0.01	
STD OREAS45EA	STD																																																0.01	
Mean			#DIV/0!	#DIV/0!	#DIV/0!	#DIV/0!	#DIV/0!	#DIV/0!	#DIV/0!	#DIV/0!	#DIV/0!	#DIV/0!	#DIV/0!	#DIV/0!	#DIV/0!	#DIV/0!	#DIV/0!	#DIV/0!	#DIV/0!	#DIV/0!	#DIV/0!	#DIV/0!	#DIV/0!	#DIV/0!	#DIV/0!	#DIV/0!	#DIV/0!	#DIV/0!	#DIV/0!	#DIV/0!	#DIV/0!	#DIV/0!	#DIV/0!	#DIV/0!	#DIV/0!	#DIV/0!	#DIV/0!	#DIV/0!	#DIV/0!	#DIV/0!	#DIV/0!	#DIV/0!	#DIV/0!	#DIV/0!	#DIV/0!	#DIV/0!	#DIV/0!	#DIV/0!	0.0	#DIV/0!
Standard Deviation			0.00	0.00	0.00	0.00	0.00	0.00	0.00	0.00	0.00	0.00	0.00	0.00	0.00	0.00	0.00	0.00	0.00	0.00	0.00	0.00	0.00	0.00	0.00	0.00	0.00	0.00	0.00	0.00	0.00	0.00	0.00	0.00	0.00	0.00	0.00	0.00	0.00	0.00	0.00	0.00	0.00	0.00	0.00	0.00	0.00	0.00	0.00	0.00
%RSD			#DIV/0!	#DIV/0!	#DIV/0!	#DIV/0!	#DIV/0!	#DIV/0!	#DIV/0!	#DIV/0!	#DIV/0!	#DIV/0!	#DIV/0!	#DIV/0!	#DIV/0!	#DIV/0!	#DIV/0!	#DIV/0!	#DIV/0!	#DIV/0!	#DIV/0!	#DIV/0!	#DIV/0!	#DIV/0!	#DIV/0!	#DIV/0!	#DIV/0!	#DIV/0!	#DIV/0!	#DIV/0!	#DIV/0!	#DIV/0!	#DIV/0!	#DIV/0!	#DIV/0!	#DIV/0!	#DIV/0!	#DIV/0!	#DIV/0!	#DIV/0!	#DIV/0!	#DIV/0!	#DIV/0!	#DIV/0!	#DIV/0!	#DIV/0!	#DIV/0!	#DIV/0!	0%	#DIV/0!
STD OXC145	STD		212																																															
STD OXC145	STD		214																																															
STD OXC145	STD		202																																															
STD OXC145	STD		205																																															
Mean			208.3	#DIV/0!	#DIV/0!	#DIV/0!	#DIV/0!	#DIV/0!	#DIV/0!	#DIV/0!	#DIV/0!	#DIV/0!	#DIV/0!	#DIV/0!	#DIV/0!	#DIV/0!	#DIV/0!	#DIV/0!	#DIV/0!	#DIV/0!	#DIV/0!	#DIV/0!	#DIV/0!	#DIV/0!	#DIV/0!	#DIV/0!	#DIV/0!	#DIV/0!	#DIV/0!	#DIV/0!	#DIV/0!	#DIV/0!	#DIV/0!	#DIV/0!	#DIV/0!	#DIV/0!	#DIV/0!	#DIV/0!	#DIV/0!	#DIV/0!	#DIV/0!	#DIV/0!	#DIV/0!	#DIV/0!	#DIV/0!	#DIV/0!	#DIV/0!	#DIV/0!	#DIV/0!	#DIV/0!
Standard Deviation			5.68	0.00	0.00	0.00	0.00	0.00	0.00	0.00	0.00	0.00	0.00	0.00	0.00	0.00	0.00	0.00	0.00	0.00	0.00	0.00	0.00	0.00	0.00	0.00	0.00	0.00	0.00	0.00	0.00	0.00	0.00	0.00	0.00	0.00	0.00	0.00	0.00	0.00	0.00	0.00	0.00	0.00	0.00	0.00	0.00	0.00	0.00	0.00
%RSD			3%	#DIV/0!	#DIV/0!	#DIV/0!	#DIV/0!	#DIV/0!	#DIV/0!	#DIV/0!	#DIV/0!	#DIV/0!	#DIV/0!	#DIV/0!	#DIV/0!	#DIV/0!	#DIV/0!	#DIV/0!	#DIV/0!	#DIV/0!	#DIV/0!	#DIV/0!	#DIV/0!	#DIV/0!	#DIV/0!	#DIV/0!	#DIV/0!	#DIV/0!	#DIV/0!	#DIV/0!	#DIV/0!	#DIV/0!	#DIV/0!	#DIV/0!	#DIV/0!	#DIV/0!	#DIV/0!	#DIV/0!	#DIV/0!	#DIV/0!	#DIV/0!	#DIV/0!	#DIV/0!	#DIV/0!	#DIV/0!	#DIV/0!	#DIV/0!	#DIV/0!	#DIV/0!	#DIV/0!
STD OXH139	STD		1360																																															
STD OXH139	STD		1361																																															
STD OXH139	STD		1370																																															
STD OXH139	STD		1343																																															
Mean			1358.5	#DIV/0!	#DIV/0!	#DIV/0!	#DIV/0!	#DIV/0!	#DIV/0!	#DIV/0!	#DIV/0!	#DIV/0!	#DIV/0!	#DIV/0!	#DIV/0!	#DIV/0!	#DIV/0!	#DIV/0!	#DIV/0!	#DIV/0!	#DIV/0!	#DIV/0!	#DIV/0!	#DIV/0!	#DIV/0!	#DIV/0!	#DIV/0!	#DIV/0!	#DIV/0!	#DIV/0!	#DIV/0!	#DIV/0!	#DIV/0!	#DIV/0!	#DIV/0!	#DIV/0!	#DIV/0!	#DIV/0!	#DIV/0!	#DIV/0!	#DIV/0!	#DIV/0!	#DIV/0!	#DIV/0!	#DIV/0!	#DIV/0!	#DIV/0!	#DIV/0!	#DIV/0!	#DIV/0!
Standard Deviation			11.27	0.00	0.00	0.00	0.00	0.00	0.00	0.00	0.00	0.00	0.00	0.00	0.00	0.00	0.00	0.00	0.00	0.00	0.00	0.00	0.00	0.00	0.00	0.00	0.00	0.00	0.00	0.00	0.00	0.00	0.00	0.00	0.00	0.00	0.00	0.00	0.00	0.00	0.00	0.00	0.00	0.00	0.00	0.00	0.00	0.00	0.00	0.00
%RSD			1%	#DIV/0!	#DIV/0!	#DIV/0!	#DIV/0!	#DIV/0!	#DIV/0!	#DIV/0!	#DIV/0!	#DIV/0!	#DIV/0!	#DIV/0!	#DIV/0!	#DIV/0!	#DIV/0!	#DIV/0!	#DIV/0!	#DIV/0!	#DIV/0!	#DIV/0!	#DIV/0!	#DIV/0!	#DIV/0!	#DIV/0!	#DIV/0!	#DIV/0!	#DIV/0!	#DIV/0!	#DIV/0!	#DIV/0!	#DIV/0!	#DIV/0!	#DIV/0!	#DIV/0!	#DIV/0!	#DIV/0!	#DIV/0!	#DIV/0!	#DIV/0!	#DIV/0!	#DIV/0!	#DIV/0!	#DIV/0!	#DIV/0!	#DIV/0!	#DIV/0!	#DIV/0!	#DIV/0!
STD OXQ114	STD																																																	34.9
STD SP49	STD																																																	18.1
BLK	BLK																																																<0.01	
BLK	BLK		<2																																															
BLK	BLK		<2																																															
BLK	BLK		<2																																															
BLK	BLK		<2																																															
BLK	BLK		3																																															
BLK	BLK		<2																																															
BLK	BLK																																																<0.01	
BLK	BLK																																																<0.01	
BLK	BLK			<0.1	<0.1	<0.1	<1	<0.1	<0.1	<0.2	2	<0.01	<1	<0.1	<0.1	<1	<0.1	<0.1	<0.1	<1	0.01	<0.001	<0.1	2	<0.01	<1	<0.001	<0.01	0.004	<0.01	<0.1	<0.1	<1	<0.1	<0.1	<0.1	<0.1	<1	<1	<0.1	<0.1	0.2	<0.1	<0.05	<0.005	<1	<0.5	<0.5		
BLK	BLK			<0.1	<0.1	<0.1	<1	<0.1	<0.1	<0.2	<1	<0.01	<1	<0.1	<0.1	<1	<0.1	<0.1	<0.1	<1	<0.01	<0.001	<0.1	1	<0.01	<1	<0.001	<0.01	<0.001	<0.01	<0.1	<0.1	<1	<0.1	<0.1	<0.1	<0.1	<1	<1	<0.1	<0.1	0.3	<0.1	<0.05	<0.005	1	<0.5	<0.5		
BLK	BLK			<0.1	0.4	<0.1	<1	<0.1	<0.1	<0.2	<1	<0.01	1	<0.1	<0.1	<1	<0.1	<0.1	<0.1	<1	<0.01	<0.001	<0.1	<1	<0.01	<1	<0.001	<0.01	0.005	<0.01	<0.1	<0.1	<1	<0.1	<0.1	<0.1	<0.1	<1	<1	<0.1	<0.1	0.2	<0.1	<0.05	<0.005	1	<0.5	<0.5		
BLK	BLK																																																	<0.9
BLK	BLK		<2																																															
BLK	BLK		<2																																															
Mean			3.0	#DIV/0!	0.4	#DIV/0!	#DIV/0!	#DIV/0!	#DIV/0!	#DIV/0!	2.0	#DIV/0!	1.0	#DIV/0!	#DIV/0!	#DIV/0!	#DIV/0!	#DIV/0!	#DIV/0!	#DIV/0!	0.0	#DIV/0!	#DIV/0!	1.5	#DIV/0!	#DIV/0!	#DIV/0!	#DIV/0!	0.0	#DIV/0!	#DIV/0!	#DIV/0!	#DIV/0!	#DIV/0!	#DIV/0!	#DIV/0!	#DIV/0!	#DIV/0!	#DIV/0!	#DIV/0!	#DIV/0!	0.2	#DIV/0!	#DIV/0!	#DIV/0!	1.0	#DIV/0!	#DIV/0!	#DIV/0!	#DIV/0!
Standard Deviation			0.77	0.00	0.10	0.00	0.00	0.00	0.00	0.00	0.52	0.00	0.26	0.00	0.00	0.00	0.00	0.00	0.00	0.00	0.00	0.00	0.00	0.56	0.00	0.00	0.00	0.00	0.00	0.00	0.00	0.00	0.00	0.00	0.00	0.00	0.00	0.00	0.00	0.00	0.00	0.10	0.00	0.00	0.00	0.35	0.00	0.00	0.00	0.00
%RSD			26%	#DIV/0!	26%	#DIV/0!	#DIV/0!	#DIV/0!	#DIV/0!	#DIV/0!	26%	#DIV/0!	26%	#DIV/0!	#DIV/0!	#DIV/0!	#DIV/0!	#DIV/0!	#DIV/0!	#DIV/0!	26%	#DIV/0!	#DIV/0!	37%	#DIV/0!	#DIV/0!	#DIV/0!	#DIV/0!	35%	#DIV/0!	#DIV/0!	#DIV/0!	#DIV/0!	#DIV/0!	#DIV/0!	#DIV/0!	#DIV/0!	#DIV/0!	#DIV/0!	#DIV/0!	#DIV/0!	42%	#DIV/0!	#DIV/0!	#DIV/0!	35%	#DIV/0!	#DIV/0!	#DIV/0!	#DIV/0!
Prep Wash																																																		
ROCK-WHI	Prep Blanl		<2	1.1	7.2	2.7	37	<0.1	1.9	4.3	676	2.24	2	1.0	2.4	206	<0.1	0.2	0.2	40	1.79	0.036	11.0	5	0.52	797	0.195	7.05	3.300	1.41	0.3	52.0	22	0.9	14.1	5.1	0.4	<1	7	2.8	<0.1	31.0	1.4	0.06	<0.005	<1	<0.5	<0.5	<0.01	
ROCK-WHI	Prep Blanl		<2	1.1	11.7	2.7	41	<0.1	1.5	4.1	642	2.20	2	1.0	2.3	196	<0.1	0.1	<0.1	39	1.54	0.036	10.0	4	0.52	845	0.192	6.89	3.347	1.71	0.2	53.9	21	0.7	14.1	5.4	0.4	<1	7	2.8	<0.1	32.0	1.6	<0.05	<0.005	<1	<0.5	<0.5	<0.01	
Percent Difference			#VALUE!	0%	48%	0%	10%	#VALUE!	24%	5%	5%	2%	0%	0%	4%	5%	#VALUE!	67%	#VALUE!	3%	15%	0%	10%	22%	0%	6%	2%	2%	1%	19%	40%	4%	5%	25%	0%	6%	0%	#VALUE!	0%	0%	#VALUE!	3%	13%	#VALUE!	#VALUE!	#VALUE!	#VALUE!	#VALUE!	#VALUE!	

Bureau Veritas Commodities Canada Ltd. **Final Report**

Client: Goldstrike Resources Ltd.
File Created: 18-Oct-2018
Job Number: WHI18000438
Number of Samples: 91
Project: LUC
Shipment ID: DDLS-18-07
P.O. Number:
Received: 23-Jul-2018

Method		WGHT	FA350	MA200	MA200	MA200	MA200	MA200	MA200	MA200	MA200	MA200	MA200	MA200	MA200	MA200	MA200	MA200	MA200	MA200	MA200
Analyte		Wgt	Au	Mo	Cu	Pb	Zn	Ag	Ni	Co	Mn	Fe	As	U	Th	Sr	Cd	Sb	Bi	V	Ca
Unit		KG	PPB	PPM	PPM	PPM	PPM	PPM	PPM	PPM	PPM	%	PPM	PPM	PPM	PPM	PPM	PPM	PPM	PPM	%
MDL		0.01	2	0.1	0.1	0.1	1	0.1	0.1	0.2	1	0.01	1	0.1	0.1	1	0.1	0.1	0.1	1	0.01
Sample	**Type**																				
Pulp Duplicates																					
1472803	Drill Core	4.97	<2	0.8	19.7	5.4	54	<0.1	5.1	11.9	649	4.16	16	0.4	2.5	184	<0.1	2.3	<0.1	111	3.46
1472803	REP		<2																		
Percent Difference			#VALUE!	#VALUE!	#VALUE!	#VALUE!	#VALUE!	#VALUE!	#VALUE!	#VALUE!	#VALUE!	#VALUE!	#VALUE!	#VALUE!	#VALUE!	#VALUE!	#VALUE!	#VALUE!	#VALUE!	#VALUE!	#VALUE!
1472769	Drill Core	4.42	2	0.4	36.7	5.3	60	<0.1	4.6	12.4	666	3.81	7	1.0	3.0	222	<0.1	1.4	<0.1	103	2.87
1472769	REP		2																		
Percent Difference			0%	#VALUE!	#VALUE!	#VALUE!	#VALUE!	#VALUE!	#VALUE!	#VALUE!	#VALUE!	#VALUE!	#VALUE!	#VALUE!	#VALUE!	#VALUE!	#VALUE!	#VALUE!	#VALUE!	#VALUE!	#VALUE!
1472737	Drill Core	3.55	2	1.4	47.4	5.3	67	<0.1	15.4	27.8	1448	6.28	9	0.6	1.7	284	<0.1	2.5	<0.1	244	5.67
1472737	REP		<2																		
Percent Difference			#VALUE!	#VALUE!	#VALUE!	#VALUE!	#VALUE!	#VALUE!	#VALUE!	#VALUE!	#VALUE!	#VALUE!	#VALUE!	#VALUE!	#VALUE!	#VALUE!	#VALUE!	#VALUE!	#VALUE!	#VALUE!	#VALUE!
1472734	Drill Core	2.38	7	0.9	50.7	4.6	73	0.1	27.4	36.0	2037	7.56	5	0.6	0.6	295	<0.1	1.1	<0.1	339	7.30
1472734	REP																				
Percent Difference			#VALUE!	#VALUE!	#VALUE!	#VALUE!	#VALUE!	#VALUE!	#VALUE!	#VALUE!	#VALUE!	#VALUE!	#VALUE!	#VALUE!	#VALUE!	#VALUE!	#VALUE!	#VALUE!	#VALUE!	#VALUE!	#VALUE!
1472767	Drill Core	4.25	41	0.2	28.1	4.0	43	0.2	3.6	10.1	650	2.92	4	0.5	1.9	225	<0.1	1.3	<0.1	65	4.66
1472767	REP																				
Percent Difference			#VALUE!	#VALUE!	#VALUE!	#VALUE!	#VALUE!	#VALUE!	#VALUE!	#VALUE!	#VALUE!	#VALUE!	#VALUE!	#VALUE!	#VALUE!	#VALUE!	#VALUE!	#VALUE!	#VALUE!	#VALUE!	#VALUE!
1472801	Rock Pulp	0.05	>10000	12.8	67.6	21.5	77	1.4	23.3	4.3	502	3.60	704	3.6	3.1	38	0.6	157.7	0.5	110	14.77
1472801	REP																				
Percent Difference			#VALUE!	#VALUE!	#VALUE!	#VALUE!	#VALUE!	#VALUE!	#VALUE!	#VALUE!	#VALUE!	#VALUE!	#VALUE!	#VALUE!	#VALUE!	#VALUE!	#VALUE!	#VALUE!	#VALUE!	#VALUE!	#VALUE!
1472799	Drill Core	4.96	3	1.0	30.3	6.3	59	<0.1	5.3	12.8	733	3.72	19	0.5	3.6	249	<0.1	5.3	<0.1	104	3.85
1472799	REP			1.0	33.2	6.3	58	0.1	5.4	11.9	748	3.74	20	0.6	3.6	253	<0.1	5.2	<0.1	105	3.91
Percent Difference			#VALUE!	0%	9%	0%	2%	#VALUE!	2%	7%	2%	1%	5%	18%	0%	2%	#VALUE!	2%	#VALUE!	1%	2%
1472764	Drill Core	3.79	624	0.7	17.8	8.3	44	2.9	4.4	11.2	653	3.38	13	0.5	2.8	323	<0.1	3.0	<0.1	83	2.90
1472764	REP			0.7	17.6	8.2	46	2.9	4.2	10.7	618	3.28	12	0.5	2.7	324	<0.1	3.1	<0.1	80	2.83
Percent Difference			#VALUE!	0%	1%	1%	4%	0%	5%	5%	6%	3%	8%	0%	4%	0%	#VALUE!	3%	#VALUE!	4%	2%
1472801	Rock Pulp	0.05	>10000	12.8	67.6	21.5	77	1.4	23.3	4.3	502	3.60	704	3.6	3.1	38	0.6	157.7	0.5	110	14.77
1472801	REP																				
Percent Difference			#VALUE!	#VALUE!	#VALUE!	#VALUE!	#VALUE!	#VALUE!	#VALUE!	#VALUE!	#VALUE!	#VALUE!	#VALUE!	#VALUE!	#VALUE!	#VALUE!	#VALUE!	#VALUE!	#VALUE!	#VALUE!	#VALUE!
1472777	Drill Core	4.00	2	1.8	50.6	4.5	68	0.1	4.8	13.9	920	4.06	6	0.9	3.2	285	<0.1	1.4	<0.1	114	4.41
1472777	REP			1.6	50.0	4.4	70	<0.1	5.2	13.6	880	4.11	6	0.9	3.0	279	<0.1	1.3	<0.1	114	4.39
Percent Difference			#VALUE!	12%	1%	2%	3%	#VALUE!	8%	2%	4%	1%	0%	0%	6%	2%	#VALUE!	7%	#VALUE!	0%	0%
Preparation Duplicates																					
1472740	Drill Core	4.09	1541	3.3	21.8	8.3	68	1.6	18.9	32.0	2009	6.52	9	0.7	1.8	214	0.7	4.3	<0.1	204	7.86
1472740	DUP		1463	3.7	22.7	8.6	71	1.8	18.8	35.9	2148	6.74	8	0.7	1.7	223	0.7	4.7	<0.1	208	8.07
Percent Difference			5%	11%	4%	4%	4%	12%	1%	11%	7%	3%	12%	0%	6%	4%	0%	9%	#VALUE!	2%	3%
1472774	Drill Core	4.06	9	2.5	40.1	4.4	58	<0.1	4.4	13.3	870	4.01	6	0.6	2.3	251	0.2	0.8	<0.1	125	4.20
1472774	DUP		10	2.6	42.8	4.2	57	0.1	4.8	13.0	871	4.04	6	0.6	2.4	252	<0.1	0.8	<0.1	124	4.21
Percent Difference			11%	4%	7%	5%	2%	#VALUE!	9%	2%	0%	1%	0%	0%	4%	0%	#VALUE!	0%	#VALUE!	1%	0%
1472808	Drill Core	5.45	<2	0.6	42.9	7.1	48	0.2	5.8	13.1	688	3.43	19	0.7	3.8	253	<0.1	2.3	<0.1	101	3.58
1472808	DUP		<2	0.6	44.3	7.0	50	0.2	5.8	12.9	660	3.42	21	0.7	4.0	254	<0.1	2.2	<0.1	100	3.57
Percent Difference			#VALUE!	0%	3%	1%	4%	0%	0%	2%	4%	0%	10%	0%	5%	0%	#VALUE!	4%	#VALUE!	1%	0%
Reference Materials																					
STD AGPROOF	STD																				
STD DS11	STD																				
STD DS11	STD																				
STD DS11	STD																				
Mean			#DIV/0!	#DIV/0!	#DIV/0!	#DIV/0!	#DIV/0!	#DIV/0!	#DIV/0!	#DIV/0!	#DIV/0!	#DIV/0!	#DIV/0!	#DIV/0!	#DIV/0!	#DIV/0!	#DIV/0!	#DIV/0!	#DIV/0!	#DIV/0!	#DIV/0!
Standard Deviation			0.00	0.00	0.00	0.00	0.00	0.00	0.00	0.00	0.00	0.00	0.00	0.00	0.00	0.00	0.00	0.00	0.00	0.00	0.00
%RSD			#DIV/0!	#DIV/0!	#DIV/0!	#DIV/0!	#DIV/0!	#DIV/0!	#DIV/0!	#DIV/0!	#DIV/0!	#DIV/0!	#DIV/0!	#DIV/0!	#DIV/0!	#DIV/0!	#DIV/0!	#DIV/0!	#DIV/0!	#DIV/0!	#DIV/0!
STD OREAS25A-4A	STD			2.3	31.3	24.4	42	<0.1	43.2	7.5	481	6.44	10	2.7	15.5	48	<0.1	0.6	0.3	158	0.30
STD OREAS25A-4A	STD			2.5	32.4	24.1	39	<0.1	46.0	7.7	476	6.28	10	2.8	15.4	43	<0.1	0.5	0.2	152	0.26
STD OREAS25A-4A	STD			2.1	37.0	24.3	49	<0.1	44.4	7.8	495	6.50	10	2.9	14.0	48	<0.1	1.0	0.4	157	0.28
STD OREAS25A-4A	STD			2.5	36.7	25.7	47	<0.1	45.5	7.8	490	6.51	9	3.0	16.6	49	<0.1	0.6	0.4	162	0.30
Mean			#DIV/0!	2.4	34.4	24.6	44.3	#DIV/0!	44.8	7.7	485.5	6.4	9.8	2.9	15.4	47.0	#DIV/0!	0.7	0.3	157.3	0.3
Standard Deviation			0.00	0.19	2.92	0.73	4.57	0.00	1.24	0.14	8.58	0.11	0.50	0.13	1.07	2.71	0.00	0.22	0.10	4.11	0.02
%RSD			#DIV/0!	8%	9%	3%	10%	#DIV/0!	3%	2%	2%	2%	5%	5%	7%	6%	#DIV/0!	33%	29%	3%	7%
STD OREAS45E	STD			2.7	820.4	19.4	50	0.3	514.0	60.6	610	24.43	18	2.7	15.3	18	<0.1	1.0	0.3	361	0.07
STD OREAS45E	STD			2.5	775.2	18.9	46	0.3	488.1	58.5	573	24.11	17	2.7	13.9	17	<0.1	1.1	0.2	345	0.08
STD OREAS45E	STD			2.5	790.1	19.5	53	0.3	479.7	59.2	580	24.91	17	2.6	13.5	18	<0.1	1.0	0.4	334	0.06
Mean			#DIV/0!	2.6	795.2	19.3	49.7	0.3	493.9	59.4	587.7	24.5	17.3	2.7	14.2	17.7	#DIV/0!	1.0	0.3	346.7	0.1
Standard Deviation			0.00	0.12	23.03	0.32	3.51	0.00	17.88	1.07	19.66	0.40	0.58	0.06	0.95	0.58	0.00	0.06	0.10	13.58	0.01
%RSD			#DIV/0!	4%	3%	2%	7%	0%	4%	2%	3%	2%	3%	2%	7%	3%	#DIV/0!	6%	33%	4%	14%
STD OREAS45EA	STD																				
STD OREAS45EA	STD																				
STD OREAS45EA	STD																				
Mean			#DIV/0!	#DIV/0!	#DIV/0!	#DIV/0!	#DIV/0!	#DIV/0!	#DIV/0!	#DIV/0!	#DIV/0!	#DIV/0!	#DIV/0!	#DIV/0!	#DIV/0!	#DIV/0!	#DIV/0!	#DIV/0!	#DIV/0!	#DIV/0!	#DIV/0!
Standard Deviation			0.00	0.00	0.00	0.00	0.00	0.00	0.00	0.00	0.00	0.00	0.00	0.00	0.00	0.00	0.00	0.00	0.00	0.00	0.00
%RSD			#DIV/0!	#DIV/0!	#DIV/0!	#DIV/0!	#DIV/0!	#DIV/0!	#DIV/0!	#DIV/0!	#DIV/0!	#DIV/0!	#DIV/0!	#DIV/0!	#DIV/0!	#DIV/0!	#DIV/0!	#DIV/0!	#DIV/0!	#DIV/0!	#DIV/0!
STD OXC145	STD		213																		
STD OXC145	STD		206																		
STD OXC145	STD		205																		
Mean			208.0	#DIV/0!	#DIV/0!	#DIV/0!	#DIV/0!	#DIV/0!	#DIV/0!	#DIV/0!	#DIV/0!	#DIV/0!	#DIV/0!	#DIV/0!	#DIV/0!	#DIV/0!	#DIV/0!	#DIV/0!	#DIV/0!	#DIV/0!	#DIV/0!
Standard Deviation			4.36	0.00	0.00	0.00	0.00	0.00	0.00	0.00	0.00	0.00	0.00	0.00	0.00	0.00	0.00	0.00	0.00	0.00	0.00
%RSD			2%	#DIV/0!	#DIV/0!	#DIV/0!	#DIV/0!	#DIV/0!	#DIV/0!	#DIV/0!	#DIV/0!	#DIV/0!	#DIV/0!	#DIV/0!	#DIV/0!	#DIV/0!	#DIV/0!	#DIV/0!	#DIV/0!	#DIV/0!	#DIV/0!
STD OXH139	STD		1305																		
STD OXH139	STD		1292																		
STD OXH139	STD		1343																		
Mean			1313.3	#DIV/0!	#DIV/0!	#DIV/0!	#DIV/0!	#DIV/0!	#DIV/0!	#DIV/0!	#DIV/0!	#DIV/0!	#DIV/0!	#DIV/0!	#DIV/0!	#DIV/0!	#DIV/0!	#DIV/0!	#DIV/0!	#DIV/0!	#DIV/0!
Standard Deviation			26.50	0.00	0.00	0.00	0.00	0.00	0.00	0.00	0.00	0.00	0.00	0.00	0.00	0.00	0.00	0.00	0.00	0.00	0.00
%RSD			2%	#DIV/0!	#DIV/0!	#DIV/0!	#DIV/0!	#DIV/0!	#DIV/0!	#DIV/0!	#DIV/0!	#DIV/0!	#DIV/0!	#DIV/0!	#DIV/0!	#DIV/0!	#DIV/0!	#DIV/0!	#DIV/0!	#DIV/0!	#DIV/0!
STD OXQ114	STD																				
STD SP49	STD																				
BLK	BLK		<2																		
BLK	BLK		<2																		
BLK	BLK		3																		
BLK	BLK		<2																		
BLK	BLK		<2																		
BLK	BLK		<2																		
BLK	BLK																				
BLK	BLK																				
BLK	BLK																				
BLK	BLK			<0.1	<0.1	<0.1	<1	<0.1	<0.1	<0.2	<1	<0.01	<1	<0.1	<0.1	<1	<0.1	<0.1	<0.1	<1	<0.01
BLK	BLK			<0.1	<0.1	<0.1	<1	<0.1	<0.1	<0.2	<1	<0.01	<1	<0.1	<0.1	<1	<0.1	<0.1	<0.1	<1	<0.01
BLK	BLK			<0.1	<0.1	<0.1	<1	<0.1	<0.1	<0.2	<1	<0.01	<1	<0.1	<0.1	<1	<0.1	<0.1	<0.1	<1	<0.01
BLK	BLK																				
BLK	BLK			<0.1	0.2	<0.1	<1	<0.1	0.2	<0.2	<1	<0.01	<1	<0.1	<0.1	<1	<0.1	<0.1	<0.1	<1	<0.01
Mean			3.0	#DIV/0!	0.2	#DIV/0!	#DIV/0!	#DIV/0!	0.2	#DIV/0!	#DIV/0!	#DIV/0!	#DIV/0!	#DIV/0!	#DIV/0!	#DIV/0!	#DIV/0!	#DIV/0!	#DIV/0!	#DIV/0!	#DIV/0!
Standard Deviation			0.80	0.00	0.05	0.00	0.00	0.00	0.05	0.00	0.00	0.00	0.00	0.00	0.00	0.00	0.00	0.00	0.00	0.00	0.00
%RSD			27%	#DIV/0!	27%	#DIV/0!	#DIV/0!	#DIV/0!	27%	#DIV/0!	#DIV/0!	#DIV/0!	#DIV/0!	#DIV/0!	#DIV/0!	#DIV/0!	#DIV/0!	#DIV/0!	#DIV/0!	#DIV/0!	#DIV/0!
Prep Wash																					
ROCK-WHI	Prep Blanl		<2	0.9	4.3	2.9	42	<0.1	1.1	4.5	694	2.07	3	1.2	3.0	211	<0.1	<0.1	<0.1	35	1.43
ROCK-WHI	Prep Blanl		<2	1.0	3.1	2.8	36	<0.1	1.0	4.2	647	1.97	3	1.2	2.7	203	<0.1	<0.1	<0.1	32	1.42
Percent Difference			#VALUE!	11%	32%	4%	15%	#VALUE!	10%	7%	7%	5%	0%	0%	11%	4%	#VALUE!	#VALUE!	#VALUE!	9%	1%

Method	MA200	MA200	MA200	MA200	MA200	MA200	MA200	MA200	MA200	MA200	MA200	MA200	MA200	MA200	MA200	MA200	MA200	MA200	MA200	MA200	MA200	MA200	MA200	MA200	MA200	MA200	MA200	AQ200	FA550
Analyte	P	La	Cr	Mg	Ba	Ti	Al	Na	K	W	Zr	Ce	Sn	Y	Nb	Ta	Be	Sc	Li	S	Rb	Hf	In	Re	Se	Te	Tl	Hg	Au
Unit	%	PPM	PPM	%	PPM	%	%	%	%	PPM	PPM	PPM	PPM	PPM	PPM	PPM	PPM	PPM	PPM	%	PPM	PPM	PPM	PPM	PPM	PPM	PPM	PPM	GM/T
MDL	0.001	0.1	1	0.01	1	0.001	0.01	0.001	0.01	0.1	0.1	1	0.1	0.1	0.1	0.1	1	1	0.1	0.1	0.1	0.1	0.05	0.005	1	0.5	0.5	0.01	0.9
Sample																													
Pulp Duplicates																													
1472803	0.061	11.2	8	0.97	91	0.313	7.72	0.026	0.71	0.4	4.1	25	0.6	16.2	3.0	0.2	1	21	38.2	<0.1	14.0	0.2	0.05	<0.005	<1	0.5	<0.5	0.03	
1472803																													
Percent Difference	#VALUE!	#VALUE!	#VALUE!	#VALUE!	#VALUE!	#VALUE!	#VALUE!	#VALUE!	#VALUE!	#VALUE!	#VALUE!	#VALUE!	#VALUE!	#VALUE!	#VALUE!	#VALUE!	#VALUE!	#VALUE!	#VALUE!	#VALUE!	#VALUE!	#VALUE!	#VALUE!	#VALUE!	#VALUE!	#VALUE!	#VALUE!	#VALUE!	
1472769	0.059	6.8	9	0.69	288	0.385	7.27	2.175	1.28	0.2	2.9	17	0.9	14.4	3.8	0.2	<1	23	17.2	<0.1	34.5	0.2	0.06	<0.005	<1	<0.5	<0.5	<0.01	
1472769																													
Percent Difference	#VALUE!	#VALUE!	#VALUE!	#VALUE!	#VALUE!	#VALUE!	#VALUE!	#VALUE!	#VALUE!	#VALUE!	#VALUE!	#VALUE!	#VALUE!	#VALUE!	#VALUE!	#VALUE!	#VALUE!	#VALUE!	#VALUE!	#VALUE!	#VALUE!	#VALUE!	#VALUE!	#VALUE!	#VALUE!	#VALUE!	#VALUE!	#VALUE!	
1472737	0.086	8.4	28	0.95	234	0.506	7.07	1.245	1.63	0.4	4.8	20	1.2	14.9	3.2	0.2	2	27	18.8	<0.1	45.9	0.4	0.08	<0.005	<1	<0.5	<0.5	<0.01	
1472737																													
Percent Difference	#VALUE!	#VALUE!	#VALUE!	#VALUE!	#VALUE!	#VALUE!	#VALUE!	#VALUE!	#VALUE!	#VALUE!	#VALUE!	#VALUE!	#VALUE!	#VALUE!	#VALUE!	#VALUE!	#VALUE!	#VALUE!	#VALUE!	#VALUE!	#VALUE!	#VALUE!	#VALUE!	#VALUE!	#VALUE!	#VALUE!	#VALUE!	#VALUE!	
1472734	0.071	8.4	42	2.42	240	0.719	6.64	2.543	1.21	2.4	8.2	19	0.9	34.0	2.0	0.1	<1	37	16.2	<0.1	25.3	0.5	0.12	<0.005	<1	1.2	<0.5	<0.01	
1472734																												0.01	
Percent Difference	#VALUE!	#VALUE!	#VALUE!	#VALUE!	#VALUE!	#VALUE!	#VALUE!	#VALUE!	#VALUE!	#VALUE!	#VALUE!	#VALUE!	#VALUE!	#VALUE!	#VALUE!	#VALUE!	#VALUE!	#VALUE!	#VALUE!	#VALUE!	#VALUE!	#VALUE!	#VALUE!	#VALUE!	#VALUE!	#VALUE!	#VALUE!	#VALUE!	
1472767	0.033	6.7	5	0.58	1025	0.248	5.84	1.921	0.94	1.1	2.8	16	0.7	10.5	3.5	0.2	<1	12	14.1	<0.1	22.6	0.1	<0.05	<0.005	<1	<0.5	<0.5	<0.01	
1472767																												<0.01	
Percent Difference	#VALUE!	#VALUE!	#VALUE!	#VALUE!	#VALUE!	#VALUE!	#VALUE!	#VALUE!	#VALUE!	#VALUE!	#VALUE!	#VALUE!	#VALUE!	#VALUE!	#VALUE!	#VALUE!	#VALUE!	#VALUE!	#VALUE!	#VALUE!	#VALUE!	#VALUE!	#VALUE!	#VALUE!	#VALUE!	#VALUE!	#VALUE!	#VALUE!	
1472801	0.070	14.1	38	0.70	36	0.115	1.93	0.019	0.39	>200.0	27.5	29	2.0	17.0	3.2	0.2	<1	3	44.2	1.8	24.3	0.8	0.10	<0.005	2	2.7	4.3	6.20	16.1
1472801																												6.02	
Percent Difference	#VALUE!	#VALUE!	#VALUE!	#VALUE!	#VALUE!	#VALUE!	#VALUE!	#VALUE!	#VALUE!	#VALUE!	#VALUE!	#VALUE!	#VALUE!	#VALUE!	#VALUE!	#VALUE!	#VALUE!	#VALUE!	#VALUE!	#VALUE!	#VALUE!	#VALUE!	#VALUE!	#VALUE!	#VALUE!	#VALUE!	#VALUE!	3%	#VALUE!
1472799	0.055	9.7	10	0.94	129	0.276	6.72	0.028	0.65	1.9	3.0	21	0.6	14.6	2.2	0.1	<1	20	33.6	<0.1	18.9	0.2	<0.05	<0.005	<1	0.5	<0.5	<0.01	
1472799	0.057	10.8	10	0.96	132	0.284	6.93	0.028	0.65	1.8	3.2	21	0.6	14.7	2.2	0.2	<1	19	33.5	<0.1	22.6	0.2	<0.05	<0.005	<1	<0.5	<0.5		
Percent Difference	4%	11%	0%	2%	2%	3%	3%	0%	0%	5%	6%	0%	0%	1%	0%	67%	#VALUE!	5%	0%	#VALUE!	18%	0%	#VALUE!	#VALUE!	#VALUE!	#VALUE!	#VALUE!	#VALUE!	
1472764	0.052	10.7	5	0.59	1419	0.248	7.08	0.063	0.90	1.0	4.7	24	1.4	8.3	3.3	0.2	<1	13	40.0	<0.1	17.4	0.2	0.07	<0.005	<1	2.3	<0.5	0.16	
1472764	0.050	10.6	5	0.58	1419	0.245	6.98	0.069	0.90	1.2	4.5	25	1.4	8.5	3.1	0.2	<1	13	38.0	<0.1	18.0	0.2	<0.05	<0.005	<1	2.2	<0.5		
Percent Difference	4%	1%	0%	2%	0%	1%	1%	9%	0%	18%	4%	4%	0%	2%	6%	0%	#VALUE!	0%	5%	#VALUE!	3%	0%	#VALUE!	#VALUE!	#VALUE!	4%	#VALUE!	#VALUE!	
1472801	0.070	14.1	38	0.70	36	0.115	1.93	0.019	0.39	>200.0	27.5	29	2.0	17.0	3.2	0.2	<1	3	44.2	1.8	24.3	0.8	0.10	<0.005	2	2.7	4.3	6.20	16.1
1472801																													15.9
Percent Difference	#VALUE!	#VALUE!	#VALUE!	#VALUE!	#VALUE!	#VALUE!	#VALUE!	#VALUE!	#VALUE!	#VALUE!	#VALUE!	#VALUE!	#VALUE!	#VALUE!	#VALUE!	#VALUE!	#VALUE!	#VALUE!	#VALUE!	#VALUE!	#VALUE!	#VALUE!	#VALUE!	#VALUE!	#VALUE!	#VALUE!	#VALUE!	#VALUE!	1%
1472777	0.056	9.4	8	0.86	379	0.351	7.36	2.239	1.26	0.2	2.4	20	0.6	20.0	2.8	0.2	<1	22	19.4	<0.1	37.6	0.1	<0.05	<0.005	<1	<0.5	<0.5	0.02	
1472777	0.051	9.0	9	0.85	370	0.353	7.24	2.223	1.23	0.1	2.3	19	0.6	19.5	2.6	0.1	<1	22	17.9	<0.1	35.5	0.2	0.06	<0.005	<1	<0.5	<0.5		
Percent Difference	9%	4%	12%	1%	2%	1%	2%	1%	2%	67%	4%	5%	0%	3%	7%	67%	#VALUE!	0%	8%	#VALUE!	6%	67%	#VALUE!	#VALUE!	#VALUE!	#VALUE!	#VALUE!	#VALUE!	
Preparation Duplicates																													
1472740	0.069	9.2	16	2.23	175	0.315	5.96	0.049	0.71	1.9	5.6	18	0.9	13.9	2.9	0.2	<1	23	26.6	<0.1	23.8	0.3	0.06	<0.005	<1	1.5	<0.5	0.05	
1472740	0.062	9.9	17	2.40	172	0.334	6.04	0.049	0.71	2.0	6.4	19	0.8	14.5	3.1	0.2	<1	26	27.6	<0.1	23.9	0.3	<0.05	<0.005	<1	2.5	<0.5	0.05	
Percent Difference	11%	7%	6%	7%	2%	6%	1%	0%	0%	5%	13%	5%	12%	4%	7%	0%	#VALUE!	12%	4%	#VALUE!	0%	0%	#VALUE!	#VALUE!	#VALUE!	50%	#VALUE!	0%	
1472774	0.060	9.0	9	0.73	448	0.329	7.27	2.805	1.20	0.9	2.9	20	0.5	16.0	2.3	0.1	<1	24	17.0	<0.1	34.0	0.2	0.06	<0.005	<1	<0.5	<0.5	0.02	
1472774	0.059	9.0	9	0.74	460	0.326	7.30	2.883	1.17	1.0	2.9	19	0.6	16.6	2.4	0.2	1	23	17.8	<0.1	33.5	0.2	0.07	<0.005	<1	<0.5	<0.5	<0.01	
Percent Difference	2%	0%	0%	1%	3%	1%	0%	3%	3%	11%	0%	5%	18%	4%	4%	67%	#VALUE!	4%	5%	#VALUE!	1%	0%	15%	#VALUE!	#VALUE!	#VALUE!	#VALUE!	#VALUE!	
1472808	0.058	9.2	9	1.09	124	0.303	7.16	0.024	0.56	0.6	3.6	20	0.8	16.1	2.6	0.2	<1	19	40.1	<0.1	17.2	0.2	<0.05	<0.005	<1	<0.5	<0.5	0.16	
1472808	0.061	9.6	8	1.08	107	0.302	7.13	0.024	0.59	0.6	3.7	20	1.0	16.7	2.7	0.2	<1	20	40.8	<0.1	17.6	0.2	<0.05	<0.005	<1	<0.5	<0.5	0.20	
Percent Difference	5%	4%	12%	1%	15%	0%	0%	0%	5%	0%	3%	0%	22%	4%	4%	0%	#VALUE!	5%	2%	#VALUE!	2%	0%	#VALUE!	#VALUE!	#VALUE!	#VALUE!	#VALUE!	22%	
Reference Materials																													
STD AGPROOF																													<0.9
STD DS11																												0.25	
STD DS11																												0.27	
STD DS11																												0.30	
Mean	#DIV/0!	#DIV/0!	#DIV/0!	#DIV/0!	#DIV/0!	#DIV/0!	#DIV/0!	#DIV/0!	#DIV/0!	#DIV/0!	#DIV/0!	#DIV/0!	#DIV/0!	#DIV/0!	#DIV/0!	#DIV/0!	#DIV/0!	#DIV/0!	#DIV/0!	#DIV/0!	#DIV/0!	#DIV/0!	#DIV/0!	#DIV/0!	#DIV/0!	#DIV/0!	#DIV/0!	0.3	#DIV/0!
Standard Deviation	0.00	0.00	0.00	0.00	0.00	0.00	0.00	0.00	0.00	0.00	0.00	0.00	0.00	0.00	0.00	0.00	0.00	0.00	0.00	0.00	0.00	0.00	0.00	0.00	0.00	0.00	0.00	0.14	0.00
%RSD	#DIV/0!	#DIV/0!	#DIV/0!	#DIV/0!	#DIV/0!	#DIV/0!	#DIV/0!	#DIV/0!	#DIV/0!	#DIV/0!	#DIV/0!	#DIV/0!	#DIV/0!	#DIV/0!	#DIV/0!	#DIV/0!	#DIV/0!	#DIV/0!	#DIV/0!	#DIV/0!	#DIV/0!	#DIV/0!	#DIV/0!	#DIV/0!	#DIV/0!	#DIV/0!	#DIV/0!	51%	#DIV/0!
STD OREAS25A-4A	0.051	20.9	108	0.33	147	0.909	8.67	0.127	0.50	1.9	148.7	44	3.6	9.5	18.6	1.3	<1	12	38.0	<0.1	58.3	3.7	0.07	<0.005	3	<0.5	<0.5		
STD OREAS25A-4A	0.047	18.0	108	0.31	140	0.902	8.26	0.121	0.47	1.9	146.7	47	3.9	8.7	19.4	1.4	<1	12	36.3	<0.1	57.0	3.9	0.07	<0.005	2	<0.5	<0.5		
STD OREAS25A-4A	0.048	18.4	113	0.32	142	0.917	8.40	0.142	0.49	1.9	151.4	44	4.3	9.9	19.8	1.5	1	12	36.3	<0.1	54.8	4.1	0.12	<0.005	3	<0.5	<0.5		
STD OREAS25A-4A	0.050	23.2	112	0.32	151	0.895	9.04	0.138	0.48	1.7	148.0	48	3.7	10.7	19.6	1.4	<1	13	36.8	<0.1	59.2	3.9	0.11	<0.005	2	<0.5	<0.5		
Mean	0.0	20.1	110.3	0.3	145.0	0.9	8.6	0.1	0.5	1.9	148.7	45.8	3.9	9.7	19.4	1.4	1.0	12.3	36.9	#DIV/0!	57.3	3.9	0.1	#DIV/0!	2.5	#DIV/0!	#DIV/0!	#DIV/0!	#DIV/0!
Standard Deviation	0.00	2.42	2.63	0.01	4.97	0.01	0.34	0.01	0.01	0.10	1.98	2.06	0.31	0.83	0.53	0.08	0.50	0.50	0.80	0.00	1.91	0.16	0.03	0.00	0.58	0.00	0.00	0.00	0.00
%RSD	4%	12%	2%	3%	3%	1%	4%	7%	3%	5%	1%	5%	8%	9%	3%	6%	50%	4%	2%	#DIV/0!	3%	4%	28%	#DIV/0!	23%	#DIV/0!	#DIV/0!	#DIV/0!	#DIV/0!
STD OREAS45E	0.037	11.8	1096	0.18	262	0.539	7.04	0.063	0.37	1.1	100.1	25	1.2	8.6	6.0	0.5	<1	100	6.8	<0.1	23.3	3.0	0.11	<0.005	3	<0.5	<0.5		
STD OREAS45E	0.034	9.7	970	0.16	240	0.523	6.92	0.059	0.34	1.1	95.9	21	1.3	6.9	6.0	0.5	<1	92	7.3	<0.1	22.3	3.2	0.09	<0.005	2	<0.5	<0.5		
STD OREAS45E	0.034	12.1	995	0.15	263	0.531	7.00	0.055	0.34	1.0	99.8	26	1.4	8.6	6.6	0.5	<1	89	7.2	<0.1	22.1	3.1	0.11	<0.005	2	<0.5	<0.5		
Mean	0.0	11.2	1020.3	0.2	255.0	0.5	7.0	0.1	0.4	1.1	98.6	24.0	1.3	8.0	6.2	0.5	#DIV/0!	93.7	7.1	#DIV/0!	22.6	3.1	0.1	#DIV/0!	2.3	#DIV/0!	#DIV/0!	#DIV/0!	#DIV/0!
Standard Deviation	0.00	1.31	66.71	0.02	13.00	0.01	0.06	0.00	0.02	0.06	2.34	2.65	0.10	0.98	0.35	0.00	0.00	5.69	0.26	0.00	0.64	0.10	0.01	0.00	0.58	0.00	0.00	0.00	0.00
%RSD	5%	12%	7%	9%	5%	2%	1%	7%	5%	5%	2%	11%	8%	12%	6%	0%	#DIV/0!	6%	4%	#DIV/0!	3%	3%	11%	#DIV/0!	25%	#DIV/0!	#DIV/0!	#DIV/0!	#DIV/0!
STD OREAS45EA																												0.01	
STD OREAS45EA																												0.02	
STD OREAS45EA																												0.02	
Mean	#DIV/0!	#DIV/0!	#DIV/0!	#DIV/0!	#DIV/0!	#DIV/0!	#DIV/0!	#DIV/0!	#DIV/0!	#DIV/0!	#DIV/0!	#DIV/0!	#DIV/0!	#DIV/0!	#DIV/0!	#DIV/0!	#DIV/0!	#DIV/0!	#DIV/0!	#DIV/0!	#DIV/0!	#DIV/0!	#DIV/0!	#DIV/0!	#DIV/0!	#DIV/0!	#DIV/0!	0.0	#DIV/0!
Standard Deviation	0.00	0.00	0.00	0.00	0.00	0.00	0.00	0.00	0.00	0.00	0.00	0.00	0.00	0.00	0.00	0.00	0.00	0.00	0.00	0.00	0.00	0.00	0.00	0.00	0.00	0.00	0.00	0.01	0.00
%RSD	#DIV/0!	#DIV/0!	#DIV/0!	#DIV/0!	#DIV/0!	#DIV/0!	#DIV/0!	#DIV/0!	#DIV/0!	#DIV/0!	#DIV/0!	#DIV/0!	#DIV/0!	#DIV/0!	#DIV/0!	#DIV/0!	#DIV/0!	#DIV/0!	#DIV/0!	#DIV/0!	#DIV/0!	#DIV/0!	#DIV/0!	#DIV/0!	#DIV/0!	#DIV/0!	#DIV/0!	35%	#DIV/0!
STD OXC145																													
STD OXC145																													
STD OXC145																													
Mean	#DIV/0!	#DIV/0!	#DIV/0!	#DIV/0!	#DIV/0!	#DIV/0!	#DIV/0!	#DIV/0!	#DIV/0!	#DIV/0!	#DIV/0!	#DIV/0!	#DIV/0!	#DIV/0!	#DIV/0!	#DIV/0!	#DIV/0!	#DIV/0!	#DIV/0!	#DIV/0!	#DIV/0!	#DIV/0!	#DIV/0!	#DIV/0!	#DIV/0!	#DIV/0!	#DIV/0!	#DIV/0!	#DIV/0!
Standard Deviation	0.00	0.00	0.00	0.00	0.00	0.00	0.00	0.00	0.00	0.00	0.00	0.00	0.00	0.00	0.00	0.00	0.00	0.00	0.00	0.00	0.00	0.00	0.00	0.00	0.00	0.00	0.00	0.00	0.00
%RSD	#DIV/0!	#DIV/0!	#DIV/0!	#DIV/0!	#DIV/0!	#DIV/0!	#DIV/0!	#DIV/0!	#DIV/0!	#DIV/0!	#DIV/0!	#DIV/0!	#DIV/0!	#DIV/0!	#DIV/0!	#DIV/0!	#DIV/0!	#DIV/0!	#DIV/0!	#DIV/0!	#DIV/0!	#DIV/0!	#DIV/0!	#DIV/0!	#DIV/0!	#DIV/0!	#DIV/0!	#DIV/0!	#DIV/0!
STD OXH139																													
STD OXH139																													
STD OXH139																													
Mean	#DIV/0!	#DIV/0!	#DIV/0!	#DIV/0!	#DIV/0!	#DIV/0!	#DIV/0!	#DIV/0!	#DIV/0!	#DIV/0!	#DIV/0!	#DIV/0!	#DIV/0!	#DIV/0!	#DIV/0!	#DIV/0!	#DIV/0!	#DIV/0!	#DIV/0!	#DIV/0!	#DIV/0!	#DIV/0!	#DIV/0!	#DIV/0!	#DIV/0!	#DIV/0!	#DIV/0!	#DIV/0!	#DIV/0!
Standard Deviation	0.00	0.00	0.00	0.00	0.00	0.00	0.00	0.00	0.00	0.00	0.00	0.00	0.00	0.00	0.00	0.00	0.00	0.00	0.00	0.00	0.00	0.00	0.00	0.00	0.00	0.00	0.00	0.00	0.00
%RSD	#DIV/0!	#DIV/0!	#DIV/0!	#DIV/0!	#DIV/0!	#DIV/0!	#DIV/0!	#DIV/0!	#DIV/0!	#DIV/0!	#DIV/0!	#DIV/0!	#DIV/0!	#DIV/0!	#DIV/0!	#DIV/0!	#DIV/0!	#DIV/0!	#DIV/0!	#DIV/0!	#DIV/0!	#DIV/0!	#DIV/0!	#DIV/0!	#DIV/0!	#DIV/0!	#DIV/0!	#DIV/0!	#DIV/0!
STD OXQ114																													35.3
STD SP49																													18.3
BLK																													
BLK																													
BLK																													
BLK																													
BLK																													
BLK																													
BLK																												<0.01	
BLK																												<0.01	
BLK																												<0.01	
BLK	<0.001	<0.1	<1	<0.01	<1	<0.001	<0.01	0.005	<0.01	<0.1	<0.1	<1	<0.1	<0.1	<0.1	<0.1	<1	<1	<0.1	<0.1	<0.1	<0.1	<0.05	<0.005	<1	<0.5	<0.5		
BLK	<0.001	<0.1	<1	<0.01	<1	<0.001	<0.01	0.004	<0.01	<0.1	<0.1	<1	<0.1	<0.1	<0.1	<0.1	<1	<1	0.2	<0.1	0.3	<0.1	<0.05	<0.005	<1	<0.5	<0.5		
BLK	<0.001	<0.1	<1	<0.01	<1	<0.001	<0.01	0.006	<0.01	<0.1	<0.1	<1	<0.1	<0.1	<0.1	<0.1	<1	<1	<0.1	<0.1	<0.1	<0.1	<0.05	<0.005	2	<0.5	<0.5		
BLK																													<0.9
BLK	<0.001	<0.1	<1	<0.01	<1	<0.001	<0.01	<0.001	<0.01	<0.1	<0.1	<1	<0.1	<0.1	<0.1	<0.1	<1	<1	<0.1	<0.1	0.1	<0.1	<0.05	<0.005	<1	<0.5	<0.5		
Mean	#DIV/0!	#DIV/0!	#DIV/0!	#DIV/0!	#DIV/0!	#DIV/0!	#DIV/0!	0.0	#DIV/0!	#DIV/0!	#DIV/0!	#DIV/0!	#DIV/0!	#DIV/0!	#DIV/0!	#DIV/0!	#DIV/0!	#DIV/0!	0.2	#DIV/0!	0.2	#DIV/0!	#DIV/0!	#DIV/0!	2.0	#DIV/0!	#DIV/0!	#DIV/0!	#DIV/0!
Standard Deviation	0.00	0.00	0.00	0.00	0.00	0.00	0.00	0.00	0.00	0.00	0.00	0.00	0.00	0.00	0.00	0.00	0.00	0.00	0.05	0.00	0.08	0.00	0.00	0.00	0.53	0.00	0.00	0.00	0.00
%RSD	#DIV/0!	#DIV/0!	#DIV/0!	#DIV/0!	#DIV/0!	#DIV/0!	#DIV/0!	43%	#DIV/0!	#DIV/0!	#DIV/0!	#DIV/0!	#DIV/0!	#DIV/0!	#DIV/0!	#DIV/0!	#DIV/0!	#DIV/0!	27%	#DIV/0!	41%	#DIV/0!	#DIV/0!	#DIV/0!	27%	#DIV/0!	#DIV/0!	#DIV/0!	#DIV/0!
Prep Wash																													
ROCK-WHI	0.038	12.7	2	0.51	888	0.198	6.49	3.362	1.72	0.3	49.8	24	0.7	15.3	5.2	0.4	1	7	2.6	<0.1	35.8	1.5	<0.05	<0.005	<1	<0.5	<0.5	<0.01	
ROCK-WHI	0.038	11.8	3	0.50	831	0.199	6.49	3.525	1.62	0.2	48.7	23	0.7	15.6	5.2	0.3	1	7	2.4	<0.1	34.7	1.7	<0.05	<0.005	<1	<0.5	<0.5	<0.01	
Percent Difference	0%	7%	40%	2%	7%	1%	0%	5%	6%	40%	2%	4%	0%	2%	0%	29%	0%	0%	8%	#VALUE!	3%	13%	#VALUE!	#VALUE!	#VALUE!	#VALUE!	#VALUE!	#VALUE!	

Bureau Veritas Commodities Canada Ltd. **Final Report**

Client: Goldstrike Resources Ltd.
File Created: 18-Oct-2018
Job Number: WHI18000461
Number of Samples: 135
Project: LUC
Shipment ID: DDLS-18-08
P.O. Number:
Received: 26-Jul-2018

	Method	WGHT	FA350	MA200	MA200	MA200	MA200	MA200	MA200	MA200	MA200	MA200	MA200	MA200	MA200	MA200	MA200	MA200	MA200	MA200	MA200	MA200	MA200	MA200
	Analyte	Wgt	Au	Mo	Cu	Pb	Zn	Ag	Ni	Co	Mn	Fe	As	U	Th	Sr	Cd	Sb	Bi	V	Ca	P	La	Cr
	Unit	KG	PPB	PPM	PPM	PPM	PPM	PPM	PPM	PPM	PPM	%	PPM	PPM	PPM	PPM	PPM	PPM	PPM	PPM	%	%	PPM	PPM
	MDL	0.01	2	0.1	0.1	0.1	1	0.1	0.1	0.2	1	0.01	1	0.1	0.1	1	0.1	0.1	0.1	1	0.01	0.001	0.1	1
Sample	**Type**																							
Pulp Duplicates																								
1472860	Drill Core	2.06	45	2.6	19.1	3.5	29	0.2	4.4	12.3	802	3.94	2	0.5	1.7	119	0.2	0.7	<0.1	134	3.56	0.048	8.7	9
1472860	REP																							
Percent Difference			#VALUE!	#VALUE!	#VALUE!	#VALUE!	#VALUE!	#VALUE!	#VALUE!	#VALUE!	#VALUE!	#VALUE!	#VALUE!	#VALUE!	#VALUE!	#VALUE!	#VALUE!	#VALUE!	#VALUE!	#VALUE!	#VALUE!	#VALUE!	#VALUE!	#VALUE!
1472895	Drill Core	4.19	39	3.0	7.2	4.7	46	<0.1	6.8	11.3	909	3.10	13	0.3	2.4	143	0.2	22.1	<0.1	104	4.17	0.043	6.3	4
1472895	REP																							
Percent Difference			#VALUE!	#VALUE!	#VALUE!	#VALUE!	#VALUE!	#VALUE!	#VALUE!	#VALUE!	#VALUE!	#VALUE!	#VALUE!	#VALUE!	#VALUE!	#VALUE!	#VALUE!	#VALUE!	#VALUE!	#VALUE!	#VALUE!	#VALUE!	#VALUE!	#VALUE!
1472929	Drill Core	4.51	<2	1.7	31.1	3.3	51	<0.1	3.9	12.1	613	3.54	7	0.5	1.9	188	<0.1	0.7	<0.1	95	2.69	0.053	7.0	7
1472929	REP																							
Percent Difference			#VALUE!	#VALUE!	#VALUE!	#VALUE!	#VALUE!	#VALUE!	#VALUE!	#VALUE!	#VALUE!	#VALUE!	#VALUE!	#VALUE!	#VALUE!	#VALUE!	#VALUE!	#VALUE!	#VALUE!	#VALUE!	#VALUE!	#VALUE!	#VALUE!	#VALUE!
1472827	Drill Core	4.44	11	1.1	32.0	4.1	57	0.1	3.6	9.6	507	3.16	6	0.5	2.3	177	<0.1	3.2	<0.1	92	3.03	0.047	7.3	6
1472827	REP																							
Percent Difference			#VALUE!	#VALUE!	#VALUE!	#VALUE!	#VALUE!	#VALUE!	#VALUE!	#VALUE!	#VALUE!	#VALUE!	#VALUE!	#VALUE!	#VALUE!	#VALUE!	#VALUE!	#VALUE!	#VALUE!	#VALUE!	#VALUE!	#VALUE!	#VALUE!	#VALUE!
1472859	Drill Core	2.25	206	2.9	11.0	3.8	40	0.3	5.3	14.1	1881	3.62	1	0.6	1.9	114	0.7	0.6	<0.1	76	8.14	0.040	10.0	5
1472859	REP		192																					
Percent Difference			7%	#VALUE!	#VALUE!	#VALUE!	#VALUE!	#VALUE!	#VALUE!	#VALUE!	#VALUE!	#VALUE!	#VALUE!	#VALUE!	#VALUE!	#VALUE!	#VALUE!	#VALUE!	#VALUE!	#VALUE!	#VALUE!	#VALUE!	#VALUE!	#VALUE!
1472827	Drill Core	4.44	11	1.1	32.0	4.1	57	0.1	3.6	9.6	507	3.16	6	0.5	2.3	177	<0.1	3.2	<0.1	92	3.03	0.047	7.3	6
1472827	REP		11																					
Percent Difference			0%	#VALUE!	#VALUE!	#VALUE!	#VALUE!	#VALUE!	#VALUE!	#VALUE!	#VALUE!	#VALUE!	#VALUE!	#VALUE!	#VALUE!	#VALUE!	#VALUE!	#VALUE!	#VALUE!	#VALUE!	#VALUE!	#VALUE!	#VALUE!	#VALUE!
1472957	Drill Core	5.28	<2	0.5	5.3	14.2	22	<0.1	6.5	4.2	169	1.05	8	1.3	6.9	129	<0.1	0.2	0.1	30	0.61	0.012	18.3	10
1472957	REP		<2																					
Percent Difference			#VALUE!	#VALUE!	#VALUE!	#VALUE!	#VALUE!	#VALUE!	#VALUE!	#VALUE!	#VALUE!	#VALUE!	#VALUE!	#VALUE!	#VALUE!	#VALUE!	#VALUE!	#VALUE!	#VALUE!	#VALUE!	#VALUE!	#VALUE!	#VALUE!	#VALUE!
1472927	Drill Core	4.39	39	3.1	24.3	2.8	58	0.1	4.2	12.9	994	3.93	5	0.5	1.9	169	<0.1	0.5	<0.1	97	4.79	0.051	8.4	6
1472927	REP		35																					
Percent Difference			11%	#VALUE!	#VALUE!	#VALUE!	#VALUE!	#VALUE!	#VALUE!	#VALUE!	#VALUE!	#VALUE!	#VALUE!	#VALUE!	#VALUE!	#VALUE!	#VALUE!	#VALUE!	#VALUE!	#VALUE!	#VALUE!	#VALUE!	#VALUE!	#VALUE!
1472914	Drill Core	4.69	19	6.7	24.4	5.0	64	<0.1	5.0	14.9	987	4.27	8	0.5	1.6	140	0.2	1.6	<0.1	127	6.38	0.055	7.9	7
1472914	REP			7.2	24.3	5.1	62	<0.1	5.0	15.9	944	4.12	8	0.4	1.6	137	0.1	1.7	<0.1	124	6.26	0.051	7.7	8
Percent Difference			#VALUE!	7%	0%	2%	3%	#VALUE!	0%	6%	4%	4%	0%	22%	0%	2%	67%	6%	#VALUE!	2%	2%	8%	3%	13%
1472947	Drill Core	5.15	<2	0.6	18.9	2.5	46	<0.1	4.0	9.7	612	2.92	5	0.3	1.6	145	<0.1	0.7	<0.1	75	3.82	0.039	6.7	6
1472947	REP			0.7	17.9	2.5	47	<0.1	3.6	9.7	591	2.88	6	0.3	1.6	149	<0.1	0.8	<0.1	74	3.76	0.036	6.9	5
Percent Difference			#VALUE!	15%	5%	0%	2%	#VALUE!	11%	0%	3%	1%	18%	0%	0%	3%	#VALUE!	13%	#VALUE!	1%	2%	8%	3%	18%
1472844	Drill Core	3.99	419	3.1	22.8	4.3	54	1.7	4.8	13.4	990	3.36	5	0.4	2.0	40	0.1	12.1	<0.1	76	6.08	0.034	6.8	5
1472844	REP			3.3	22.1	4.3	54	1.9	5.0	13.6	919	3.35	5	0.3	2.2	41	0.1	12.0	<0.1	76	6.00	0.037	7.0	5
Percent Difference			#VALUE!	6%	3%	0%	0%	11%	4%	1%	7%	0%	0%	29%	10%	2%	0%	1%	#VALUE!	0%	1%	8%	3%	0%
1472893	Drill Core	4.48	3	3.4	9.6	3.0	15	<0.1	2.7	5.4	431	1.48	6	0.5	7.2	89	0.1	5.4	<0.1	36	1.21	0.017	13.1	2
1472893	REP		4																					
Percent Difference			29%	#VALUE!	#VALUE!	#VALUE!	#VALUE!	#VALUE!	#VALUE!	#VALUE!	#VALUE!	#VALUE!	#VALUE!	#VALUE!	#VALUE!	#VALUE!	#VALUE!	#VALUE!	#VALUE!	#VALUE!	#VALUE!	#VALUE!	#VALUE!	#VALUE!
1472879	Drill Core	4.46	25	4.7	21.0	5.9	47	<0.1	3.1	13.2	903	3.07	6	0.5	1.1	163	0.1	10.3	<0.1	79	7.62	0.033	7.2	4
1472879	REP			5.1	23.0	6.0	50	0.2	2.9	13.8	894	3.17	6	0.5	1.1	160	0.1	9.8	<0.1	81	7.82	0.037	7.4	4
Percent Difference			#VALUE!	8%	9%	2%	6%	#VALUE!	7%	4%	1%	3%	0%	0%	0%	2%	0%	5%	#VALUE!	3%	3%	11%	3%	0%
Preparation Duplicates																								
1472835	Drill Core	4.76	4	0.9	26.1	4.4	67	0.1	4.4	13.5	754	3.85	5	0.8	2.7	239	<0.1	0.7	<0.1	114	4.15	0.066	7.9	7
1472835	DUP		3	0.9	25.2	4.5	66	0.2	4.6	14.0	756	3.95	4	0.8	2.7	234	<0.1	0.6	<0.1	120	4.11	0.068	7.6	7
Percent Difference			29%	0%	4%	2%	2%	67%	4%	4%	0%	3%	22%	0%	0%	2%	#VALUE!	15%	#VALUE!	5%	1%	3%	4%	0%
1472869	Drill Core	4.70	13	1.7	47.3	3.2	53	<0.1	4.2	11.9	617	3.69	5	0.5	1.6	114	<0.1	1.6	<0.1	105	5.18	0.067	7.6	11
1472869	DUP		17	1.5	48.7	3.2	55	<0.1	3.9	12.0	631	3.70	4	0.5	1.6	115	<0.1	1.6	<0.1	104	5.18	0.062	8.4	11
Percent Difference			27%	13%	3%	0%	4%	#VALUE!	7%	1%	2%	0%	22%	0%	0%	1%	#VALUE!	0%	#VALUE!	1%	0%	8%	10%	0%
1472903	Drill Core	4.46	94	2.9	11.5	5.4	34	0.1	3.8	11.1	733	2.82	10	0.4	1.0	185	<0.1	6.5	<0.1	80	3.84	0.037	6.0	7
1472903	DUP		72	2.8	11.8	4.4	34	0.1	3.7	10.6	777	2.82	9	0.4	0.9	187	<0.1	6.3	<0.1	80	4.02	0.034	6.8	7
Percent Difference			27%	4%	3%	20%	0%	0%	3%	5%	6%	0%	11%	0%	11%	1%	#VALUE!	3%	#VALUE!	0%	5%	8%	13%	0%
1472937	Drill Core	4.62	<2	0.3	23.8	2.6	48	<0.1	3.3	10.4	616	3.44	5	0.9	2.6	313	<0.1	0.2	<0.1	94	3.32	0.054	7.3	7
1472937	DUP		<2	0.2	25.0	2.6	47	<0.1	3.2	10.5	598	3.48	5	0.8	2.4	298	<0.1	0.2	<0.1	96	3.37	0.051	6.8	7
Percent Difference			#VALUE!	40%	5%	0%	2%	#VALUE!	3%	1%	3%	1%	0%	12%	8%	5%	#VALUE!	0%	#VALUE!	2%	1%	6%	7%	0%
Reference Materials																								
STD OREAS45EA	STD																							
STD AGPROOF	STD																							
STD DS11	STD																							
STD DS11	STD																							
STD DS11	STD																							
STD DS11	STD																							
Mean			#DIV/0!	#DIV/0!	#DIV/0!	#DIV/0!	#DIV/0!	#DIV/0!	#DIV/0!	#DIV/0!	#DIV/0!	#DIV/0!	#DIV/0!	#DIV/0!	#DIV/0!	#DIV/0!	#DIV/0!	#DIV/0!	#DIV/0!	#DIV/0!	#DIV/0!	#DIV/0!	#DIV/0!	#DIV/0!
Standard Deviation			0.00	0.00	0.00	0.00	0.00	0.00	0.00	0.00	0.00	0.00	0.00	0.00	0.00	0.00	0.00	0.00	0.00	0.00	0.00	0.00	0.00	0.00
%RSD			#DIV/0!	#DIV/0!	#DIV/0!	#DIV/0!	#DIV/0!	#DIV/0!	#DIV/0!	#DIV/0!	#DIV/0!	#DIV/0!	#DIV/0!	#DIV/0!	#DIV/0!	#DIV/0!	#DIV/0!	#DIV/0!	#DIV/0!	#DIV/0!	#DIV/0!	#DIV/0!	#DIV/0!	#DIV/0!
STD OREAS25A-4A	STD			2.2	35.5	23.3	45	<0.1	44.1	7.4	525	6.36	9	2.5	14.8	50	<0.1	0.7	0.3	153	0.31	0.046	21.6	102
STD OREAS25A-4A	STD			2.6	34.6	25.7	46	<0.1	47.8	8.0	527	6.81	11	3.0	16.9	53	<0.1	0.6	0.4	171	0.30	0.051	24.5	115
STD OREAS25A-4A	STD			2.5	29.9	23.1	41	<0.1	43.0	7.5	467	6.41	9	2.6	14.6	47	<0.1	0.7	0.4	164	0.28	0.048	22.4	96
STD OREAS25A-4A	STD			2.3	31.2	23.5	39	<0.1	41.8	7.3	468	6.27	10	2.7	15.7	48	<0.1	0.5	0.3	150	0.29	0.044	22.5	114
Mean			#DIV/0!	2.4	32.8	23.9	42.8	#DIV/0!	44.2	7.6	496.8	6.5	9.8	2.7	15.5	49.5	#DIV/0!	0.6	0.4	159.5	0.3	0.0	22.8	106.8
Standard Deviation			0.00	0.18	2.68	1.21	3.30	0.00	2.59	0.31	33.79	0.24	0.96	0.22	1.05	2.65	0.00	0.10	0.06	9.75	0.01	0.00	1.23	9.29
%RSD			#DIV/0!	8%	8%	5%	8%	#DIV/0!	6%	4%	7%	4%	10%	8%	7%	5%	#DIV/0!	15%	16%	6%	4%	6%	5%	9%
STD OREAS45E	STD			2.5	803.8	18.8	49	0.3	506.9	62.4	623	24.16	16	2.4	12.9	18	<0.1	1.1	0.3	357	0.07	0.035	11.5	959
STD OREAS45E	STD			2.5	791.7	20.3	51	0.3	500.8	63.9	598	25.78	18	2.6	13.8	15	<0.1	1.2	0.3	350	0.08	0.039	12.3	1044
STD OREAS45E	STD			2.3	787.3	19.1	49	0.3	489.6	60.4	559	24.61	19	2.5	13.7	17	<0.1	1.1	0.3	343	0.07	0.036	12.2	954
STD OREAS45E	STD			2.1	732.9	17.2	40	0.3	452.5	54.1	511	21.42	17	2.3	12.1	16	<0.1	0.9	0.3	312	0.07	0.030	10.5	928
Mean			#DIV/0!	2.4	778.9	18.9	47.3	0.3	487.5	60.2	572.8	24.0	17.5	2.5	13.1	16.5	#DIV/0!	1.1	0.3	340.5	0.1	0.0	11.6	971.3
Standard Deviation			0.00	0.19	31.47	1.28	4.92	0.00	24.38	4.31	48.87	1.85	1.29	0.13	0.79	1.29	0.00	0.13	0.00	19.84	0.01	0.00	0.83	50.37
%RSD			#DIV/0!	8%	4%	7%	10%	0%	5%	7%	9%	8%	7%	5%	6%	8%	#DIV/0!	12%	0%	6%	7%	11%	7%	5%
STD OREAS45EA	STD																							
STD OREAS45EA	STD																							
STD OREAS45EA	STD																							
Mean			#DIV/0!	#DIV/0!	#DIV/0!	#DIV/0!	#DIV/0!	#DIV/0!	#DIV/0!	#DIV/0!	#DIV/0!	#DIV/0!	#DIV/0!	#DIV/0!	#DIV/0!	#DIV/0!	#DIV/0!	#DIV/0!	#DIV/0!	#DIV/0!	#DIV/0!	#DIV/0!	#DIV/0!	#DIV/0!
Standard Deviation			0.00	0.00	0.00	0.00	0.00	0.00	0.00	0.00	0.00	0.00	0.00	0.00	0.00	0.00	0.00	0.00	0.00	0.00	0.00	0.00	0.00	0.00
%RSD			#DIV/0!	#DIV/0!	#DIV/0!	#DIV/0!	#DIV/0!	#DIV/0!	#DIV/0!	#DIV/0!	#DIV/0!	#DIV/0!	#DIV/0!	#DIV/0!	#DIV/0!	#DIV/0!	#DIV/0!	#DIV/0!	#DIV/0!	#DIV/0!	#DIV/0!	#DIV/0!	#DIV/0!	#DIV/0!
STD OXC145	STD		213																					
STD OXC145	STD		219																					
STD OXC145	STD		203																					
STD OXC145	STD		211																					
STD OXC145	STD		216																					
STD OXC145	STD		211																					
Mean			212.2	#DIV/0!	#DIV/0!	#DIV/0!	#DIV/0!	#DIV/0!	#DIV/0!	#DIV/0!	#DIV/0!	#DIV/0!	#DIV/0!	#DIV/0!	#DIV/0!	#DIV/0!	#DIV/0!	#DIV/0!	#DIV/0!	#DIV/0!	#DIV/0!	#DIV/0!	#DIV/0!	#DIV/0!
Standard Deviation			5.46	0.00	0.00	0.00	0.00	0.00	0.00	0.00	0.00	0.00	0.00	0.00	0.00	0.00	0.00	0.00	0.00	0.00	0.00	0.00	0.00	0.00
%RSD			3%	#DIV/0!	#DIV/0!	#DIV/0!	#DIV/0!	#DIV/0!	#DIV/0!	#DIV/0!	#DIV/0!	#DIV/0!	#DIV/0!	#DIV/0!	#DIV/0!	#DIV/0!	#DIV/0!	#DIV/0!	#DIV/0!	#DIV/0!	#DIV/0!	#DIV/0!	#DIV/0!	#DIV/0!
STD OXH139	STD		1310																					
STD OXH139	STD		1247																					
STD OXH139	STD		1305																					
STD OXH139	STD		1275																					
STD OXH139	STD		1317																					
Mean			1290.8	#DIV/0!	#DIV/0!	#DIV/0!	#DIV/0!	#DIV/0!	#DIV/0!	#DIV/0!	#DIV/0!	#DIV/0!	#DIV/0!	#DIV/0!	#DIV/0!	#DIV/0!	#DIV/0!	#DIV/0!	#DIV/0!	#DIV/0!	#DIV/0!	#DIV/0!	#DIV/0!	#DIV/0!
Standard Deviation			29.26	0.00	0.00	0.00	0.00	0.00	0.00	0.00	0.00	0.00	0.00	0.00	0.00	0.00	0.00	0.00	0.00	0.00	0.00	0.00	0.00	0.00
%RSD			2%	#DIV/0!	#DIV/0!	#DIV/0!	#DIV/0!	#DIV/0!	#DIV/0!	#DIV/0!	#DIV/0!	#DIV/0!	#DIV/0!	#DIV/0!	#DIV/0!	#DIV/0!	#DIV/0!	#DIV/0!	#DIV/0!	#DIV/0!	#DIV/0!	#DIV/0!	#DIV/0!	#DIV/0!
STD OXQ114	STD																							
STD SP49	STD																							
BLK	BLK																							
BLK	BLK																							
BLK	BLK																							
BLK	BLK																							
BLK	BLK		<2																					
BLK	BLK		<2																					
BLK	BLK		3																					
BLK	BLK		2																					
BLK	BLK		<2																					
BLK	BLK		<2																					
BLK	BLK		2																					
BLK	BLK			<0.1	<0.1	<0.1	<1	<0.1	0.2	<0.2	<1	<0.01	<1	<0.1	<0.1	<1	<0.1	<0.1	<0.1	<1	<0.01	<0.001	<0.1	<1
BLK	BLK			<0.1	<0.1	<0.1	<1	<0.1	<0.1	<0.2	1	<0.01	<1	<0.1	<0.1	<1	<0.1	<0.1	<0.1	<1	<0.01	<0.001	<0.1	<1
BLK	BLK			<0.1	0.2	<0.1	<1	<0.1	0.1	<0.2	<1	<0.01	<1	<0.1	<0.1	<1	<0.1	<0.1	<0.1	<1	<0.01	<0.001	<0.1	<1
BLK	BLK		<2																					
BLK	BLK		<2																					
BLK	BLK			<0.1	<0.1	<0.1	<1	<0.1	<0.1	<0.2	1	<0.01	<1	<0.1	<0.1	<1	<0.1	<0.1	<0.1	<1	<0.01	<0.001	<0.1	1
BLK	BLK																							
BLK	BLK		<2																					
BLK	BLK		<2																					
Mean			2.3	#DIV/0!	0.2	#DIV/0!	#DIV/0!	#DIV/0!	0.2	#DIV/0!	1.0	#DIV/0!	#DIV/0!	#DIV/0!	#DIV/0!	#DIV/0!	#DIV/0!	#DIV/0!	#DIV/0!	#DIV/0!	#DIV/0!	#DIV/0!	#DIV/0!	1.0
Standard Deviation			0.88	0.00	0.04	0.00	0.00	0.00	0.05	0.00	0.31	0.00	0.00	0.00	0.00	0.00	0.00	0.00	0.00	0.00	0.00	0.00	0.00	0.22
%RSD			38%	#DIV/0!	22%	#DIV/0!	#DIV/0!	#DIV/0!	33%	#DIV/0!	31%	#DIV/0!	#DIV/0!	#DIV/0!	#DIV/0!	#DIV/0!	#DIV/0!	#DIV/0!	#DIV/0!	#DIV/0!	#DIV/0!	#DIV/0!	#DIV/0!	22%
Prep Wash																								
ROCK-WHI	Prep Blanl		<2	1.0	4.7	2.9	46	<0.1	0.9	3.9	661	2.00	3	1.3	2.8	206	<0.1	0.1	0.1	34	1.62	0.035	12.2	2
ROCK-WHI	Prep Blanl		<2	1.1	4.9	2.8	42	<0.1	1.3	3.9	713	2.20	4	1.2	2.9	204	<0.1	0.1	<0.1	37	1.53	0.039	13.7	4
Percent Difference			#VALUE!	10%	4%	4%	9%	#VALUE!	36%	0%	8%	10%	29%	8%	4%	1%	#VALUE!	0%	#VALUE!	8%	6%	11%	12%	67%

Method	MA200	MA200	MA200	MA200	MA200	MA200	MA200	MA200	MA200	MA200	MA200	MA200	MA200	MA200	MA200	MA200	MA200	MA200	MA200	MA200	MA200	MA200	MA200	MA200	AQ200	FA550
Analyte	Mg	Ba	Ti	Al	Na	K	W	Zr	Ce	Sn	Y	Nb	Ta	Be	Sc	Li	S	Rb	Hf	In	Re	Se	Te	Tl	Hg	Au
Unit	%	PPM	%	%	%	%	PPM	PPM	PPM	PPM	PPM	PPM	PPM	PPM	PPM	PPM	%	PPM	PPM	PPM	PPM	PPM	PPM	PPM	PPM	GM/T
MDL	0.01	1	0.001	0.01	0.001	0.01	0.1	0.1	1	0.1	0.1	0.1	0.1	1	1	0.1	0.1	0.1	0.1	0.05	0.005	1	0.5	0.5	0.01	0.9
Sample																										
Pulp Duplicates																										
1472860	0.12	231	0.151	7.16	5.499	0.80	2.7	16.3	23	0.5	8.7	1.0	<0.1	<1	15	5.4	<0.1	8.9	0.6	0.05	<0.005	<1	<0.5	<0.5	<0.01	
1472860																									<0.01	
Percent Difference	#VALUE!	#VALUE!	#VALUE!	#VALUE!	#VALUE!	#VALUE!	#VALUE!	#VALUE!	#VALUE!	#VALUE!	#VALUE!	#VALUE!	#VALUE!	#VALUE!	#VALUE!	#VALUE!	#VALUE!	#VALUE!	#VALUE!	#VALUE!	#VALUE!	#VALUE!	#VALUE!	#VALUE!	#VALUE!	
1472895	0.77	108	0.106	6.93	2.209	2.26	5.6	6.9	15	0.5	5.9	0.8	<0.1	<1	12	33.2	<0.1	41.5	0.3	<0.05	<0.005	<1	<0.5	<0.5	0.03	
1472895																									0.02	
Percent Difference	#VALUE!	#VALUE!	#VALUE!	#VALUE!	#VALUE!	#VALUE!	#VALUE!	#VALUE!	#VALUE!	#VALUE!	#VALUE!	#VALUE!	#VALUE!	#VALUE!	#VALUE!	#VALUE!	#VALUE!	#VALUE!	#VALUE!	#VALUE!	#VALUE!	#VALUE!	#VALUE!	#VALUE!	40%	
1472929	0.38	107	0.317	7.11	2.263	0.81	0.3	3.0	17	0.7	17.4	2.9	0.2	1	21	16.2	<0.1	21.3	0.2	0.11	<0.005	<1	<0.5	<0.5	0.01	
1472929																									<0.01	
Percent Difference	#VALUE!	#VALUE!	#VALUE!	#VALUE!	#VALUE!	#VALUE!	#VALUE!	#VALUE!	#VALUE!	#VALUE!	#VALUE!	#VALUE!	#VALUE!	#VALUE!	#VALUE!	#VALUE!	#VALUE!	#VALUE!	#VALUE!	#VALUE!	#VALUE!	#VALUE!	#VALUE!	#VALUE!	#VALUE!	
1472827	0.23	288	0.234	6.89	0.775	0.89	1.0	2.5	19	0.7	16.0	2.5	0.1	1	17	26.9	<0.1	20.2	0.1	<0.05	<0.005	1	<0.5	<0.5	<0.01	
1472827																									<0.01	
Percent Difference	#VALUE!	#VALUE!	#VALUE!	#VALUE!	#VALUE!	#VALUE!	#VALUE!	#VALUE!	#VALUE!	#VALUE!	#VALUE!	#VALUE!	#VALUE!	#VALUE!	#VALUE!	#VALUE!	#VALUE!	#VALUE!	#VALUE!	#VALUE!	#VALUE!	#VALUE!	#VALUE!	#VALUE!	#VALUE!	
1472859	0.10	313	0.076	6.30	4.853	0.31	1.7	18.4	22	0.2	13.7	0.5	<0.1	<1	27	3.6	<0.1	3.5	0.6	0.06	<0.005	<1	1.0	<0.5	0.01	
1472859																										
Percent Difference	#VALUE!	#VALUE!	#VALUE!	#VALUE!	#VALUE!	#VALUE!	#VALUE!	#VALUE!	#VALUE!	#VALUE!	#VALUE!	#VALUE!	#VALUE!	#VALUE!	#VALUE!	#VALUE!	#VALUE!	#VALUE!	#VALUE!	#VALUE!	#VALUE!	#VALUE!	#VALUE!	#VALUE!	#VALUE!	
1472827	0.23	288	0.234	6.89	0.775	0.89	1.0	2.5	19	0.7	16.0	2.5	0.1	1	17	26.9	<0.1	20.2	0.1	<0.05	<0.005	1	<0.5	<0.5	<0.01	
1472827																										
Percent Difference	#VALUE!	#VALUE!	#VALUE!	#VALUE!	#VALUE!	#VALUE!	#VALUE!	#VALUE!	#VALUE!	#VALUE!	#VALUE!	#VALUE!	#VALUE!	#VALUE!	#VALUE!	#VALUE!	#VALUE!	#VALUE!	#VALUE!	#VALUE!	#VALUE!	#VALUE!	#VALUE!	#VALUE!	#VALUE!	
1472957	0.34	1133	0.116	4.30	0.743	2.42	1.1	14.1	36	1.6	9.6	5.2	0.4	<1	4	12.7	<0.1	69.2	0.5	<0.05	<0.005	<1	<0.5	<0.5	0.04	
1472957																										
Percent Difference	#VALUE!	#VALUE!	#VALUE!	#VALUE!	#VALUE!	#VALUE!	#VALUE!	#VALUE!	#VALUE!	#VALUE!	#VALUE!	#VALUE!	#VALUE!	#VALUE!	#VALUE!	#VALUE!	#VALUE!	#VALUE!	#VALUE!	#VALUE!	#VALUE!	#VALUE!	#VALUE!	#VALUE!	#VALUE!	
1472927	0.62	204	0.244	6.63	2.792	0.71	1.3	3.6	20	0.7	20.9	2.1	0.1	<1	21	13.2	<0.1	19.2	0.1	0.06	<0.005	<1	<0.5	<0.5	0.01	
1472927																										
Percent Difference	#VALUE!	#VALUE!	#VALUE!	#VALUE!	#VALUE!	#VALUE!	#VALUE!	#VALUE!	#VALUE!	#VALUE!	#VALUE!	#VALUE!	#VALUE!	#VALUE!	#VALUE!	#VALUE!	#VALUE!	#VALUE!	#VALUE!	#VALUE!	#VALUE!	#VALUE!	#VALUE!	#VALUE!	#VALUE!	
1472914	0.33	195	0.209	7.03	1.066	1.68	3.6	2.9	19	0.5	13.3	1.9	<0.1	1	25	26.8	<0.1	28.9	0.1	0.10	<0.005	2	<0.5	<0.5	<0.01	
1472914	0.33	202	0.215	6.88	1.050	1.71	3.9	2.7	19	0.6	13.4	1.8	<0.1	<1	25	25.2	<0.1	29.1	0.2	0.07	<0.005	<1	<0.5	<0.5		
Percent Difference	0%	4%	3%	2%	2%	2%	8%	7%	0%	18%	1%	5%	#VALUE!	#VALUE!	0%	6%	#VALUE!	1%	67%	35%	#VALUE!	#VALUE!	#VALUE!	#VALUE!	#VALUE!	
1472947	0.95	206	0.236	5.91	1.222	0.55	0.4	2.3	15	0.5	14.2	2.1	0.1	<1	15	20.7	0.2	11.9	0.1	0.05	<0.005	<1	<0.5	<0.5	<0.01	
1472947	0.95	207	0.231	5.92	1.215	0.55	0.3	2.1	15	0.5	14.6	2.0	0.1	<1	15	21.3	0.2	13.4	0.1	<0.05	<0.005	<1	0.9	<0.5		
Percent Difference	0%	0%	2%	0%	1%	0%	29%	9%	0%	0%	3%	5%	0%	#VALUE!	0%	3%	0%	12%	0%	#VALUE!	#VALUE!	#VALUE!	#VALUE!	#VALUE!	#VALUE!	
1472844	0.20	140	0.140	4.58	0.033	0.52	0.8	3.6	15	0.4	11.7	1.0	<0.1	<1	12	40.8	<0.1	15.4	0.2	<0.05	<0.005	<1	1.1	<0.5	0.03	
1472844	0.20	147	0.138	4.52	0.031	0.53	0.9	3.3	16	0.5	12.0	1.0	<0.1	<1	11	39.1	<0.1	15.0	0.2	<0.05	<0.005	<1	1.2	<0.5		
Percent Difference	0%	5%	1%	1%	6%	2%	12%	9%	6%	22%	3%	0%	#VALUE!	#VALUE!	9%	4%	#VALUE!	3%	0%	#VALUE!	#VALUE!	#VALUE!	9%	#VALUE!	#VALUE!	
1472893	0.08	124	0.065	6.90	3.971	0.65	3.4	14.4	24	0.4	5.2	2.2	0.2	<1	6	12.2	<0.1	11.0	0.5	<0.05	<0.005	<1	<0.5	<0.5	<0.01	
1472893																										
Percent Difference	#VALUE!	#VALUE!	#VALUE!	#VALUE!	#VALUE!	#VALUE!	#VALUE!	#VALUE!	#VALUE!	#VALUE!	#VALUE!	#VALUE!	#VALUE!	#VALUE!	#VALUE!	#VALUE!	#VALUE!	#VALUE!	#VALUE!	#VALUE!	#VALUE!	#VALUE!	#VALUE!	#VALUE!	#VALUE!	
1472879	0.40	162	0.081	5.33	2.069	0.52	1.8	9.4	16	0.6	10.3	0.6	<0.1	<1	11	18.9	<0.1	11.9	0.3	<0.05	<0.005	<1	0.8	<0.5	<0.01	
1472879	0.42	159	0.080	5.60	2.161	0.55	1.8	9.1	17	0.5	10.0	0.6	<0.1	<1	12	17.1	<0.1	11.5	0.3	<0.05	<0.005	<1	1.3	<0.5		
Percent Difference	5%	2%	1%	5%	4%	6%	0%	3%	6%	18%	3%	0%	#VALUE!	#VALUE!	9%	10%	#VALUE!	3%	0%	#VALUE!	#VALUE!	#VALUE!	48%	#VALUE!	#VALUE!	
Preparation Duplicates																										
1472835	0.51	574	0.280	7.57	2.919	1.57	1.0	5.0	17	0.6	12.2	2.0	0.1	1	16	13.7	<0.1	39.9	0.2	<0.05	<0.005	<1	<0.5	<0.5	<0.01	
1472835	0.54	567	0.270	7.63	2.902	1.52	0.9	4.5	16	0.7	11.8	2.0	0.1	1	16	12.2	<0.1	39.9	0.2	<0.05	<0.005	<1	<0.5	<0.5	<0.01	
Percent Difference	6%	1%	4%	1%	1%	3%	11%	11%	6%	15%	3%	0%	0%	0%	0%	12%	#VALUE!	0%	0%	#VALUE!	#VALUE!	#VALUE!	#VALUE!	#VALUE!	#VALUE!	
1472869	0.35	191	0.250	6.68	2.241	1.12	1.2	3.5	19	0.7	15.4	2.0	<0.1	<1	22	16.4	<0.1	21.0	0.2	<0.05	<0.005	<1	<0.5	<0.5	<0.01	
1472869	0.36	195	0.233	6.78	2.185	1.10	1.3	3.6	20	0.5	15.4	2.0	<0.1	<1	22	17.0	<0.1	24.6	0.2	<0.05	<0.005	<1	0.8	<0.5	<0.01	
Percent Difference	3%	2%	7%	1%	3%	2%	8%	3%	5%	33%	0%	0%	#VALUE!	#VALUE!	0%	4%	#VALUE!	16%	0%	#VALUE!	#VALUE!	#VALUE!	#VALUE!	#VALUE!	#VALUE!	
1472903	0.93	51	0.133	6.11	0.040	1.08	3.5	4.2	14	0.6	6.5	1.0	<0.1	<1	17	46.5	<0.1	20.9	0.1	0.07	<0.005	<1	<0.5	<0.5	0.02	
1472903	0.98	53	0.136	5.80	0.038	0.95	3.2	4.8	15	0.6	6.6	1.0	<0.1	<1	16	44.6	<0.1	18.1	0.2	<0.05	<0.005	<1	<0.5	<0.5	<0.01	
Percent Difference	5%	4%	2%	5%	5%	13%	9%	13%	7%	0%	2%	0%	#VALUE!	#VALUE!	6%	4%	#VALUE!	14%	67%	#VALUE!	#VALUE!	#VALUE!	#VALUE!	#VALUE!	#VALUE!	
1472937	0.79	413	0.346	7.15	2.789	0.87	0.1	2.2	18	0.6	20.1	2.8	0.2	1	22	11.5	<0.1	20.7	0.1	0.06	<0.005	<1	<0.5	<0.5	<0.01	
1472937	0.80	379	0.367	7.13	2.822	0.86	0.1	2.2	17	0.5	19.5	2.9	0.2	1	21	12.3	<0.1	20.0	<0.1	<0.05	<0.005	<1	<0.5	<0.5	<0.01	
Percent Difference	1%	9%	6%	0%	1%	1%	0%	0%	6%	18%	3%	4%	0%	0%	5%	7%	#VALUE!	3%	#VALUE!	#VALUE!	#VALUE!	#VALUE!	#VALUE!	#VALUE!	#VALUE!	
Reference Materials																										
STD OREAS45EA																									<0.01	
STD AGPROOF																										<0.9
STD DS11																									0.27	
STD DS11																									0.23	
STD DS11																									0.29	
STD DS11																									0.25	
Mean	#DIV/0!	#DIV/0!	#DIV/0!	#DIV/0!	#DIV/0!	#DIV/0!	#DIV/0!	#DIV/0!	#DIV/0!	#DIV/0!	#DIV/0!	#DIV/0!	#DIV/0!	#DIV/0!	#DIV/0!	#DIV/0!	#DIV/0!	#DIV/0!	#DIV/0!	#DIV/0!	#DIV/0!	#DIV/0!	#DIV/0!	#DIV/0!	0.3	#DIV/0!
Standard Deviation	0.00	0.00	0.00	0.00	0.00	0.00	0.00	0.00	0.00	0.00	0.00	0.00	0.00	0.00	0.00	0.00	0.00	0.00	0.00	0.00	0.00	0.00	0.00	0.00	0.03	0.00
%RSD	#DIV/0!	#DIV/0!	#DIV/0!	#DIV/0!	#DIV/0!	#DIV/0!	#DIV/0!	#DIV/0!	#DIV/0!	#DIV/0!	#DIV/0!	#DIV/0!	#DIV/0!	#DIV/0!	#DIV/0!	#DIV/0!	#DIV/0!	#DIV/0!	#DIV/0!	#DIV/0!	#DIV/0!	#DIV/0!	#DIV/0!	#DIV/0!	10%	#DIV/0!
STD OREAS25A-4A	0.30	137	0.907	8.75	0.131	0.47	1.7	147.0	47	3.7	10.3	18.7	1.3	1	12	36.8	<0.1	58.0	4.0	0.07	<0.005	3	<0.5	<0.5		
STD OREAS25A-4A	0.36	161	0.981	8.96	0.132	0.50	2.1	167.3	54	4.4	11.8	20.5	1.5	1	13	38.5	<0.1	62.3	4.0	0.05	<0.005	1	<0.5	<0.5		
STD OREAS25A-4A	0.32	134	0.907	8.52	0.113	0.45	1.8	146.9	48	3.6	10.6	18.7	1.3	<1	12	35.9	<0.1	56.7	3.9	0.06	<0.005	2	<0.5	<0.5		
STD OREAS25A-4A	0.33	149	0.872	8.74	0.119	0.47	1.7	133.6	47	4.2	10.0	16.8	1.3	<1	12	36.3	<0.1	59.5	3.7	0.07	<0.005	2	<0.5	<0.5		
Mean	0.3	145.3	0.9	8.7	0.1	0.5	1.8	148.7	49.0	4.0	10.7	18.7	1.4	1.0	12.3	36.9	#DIV/0!	59.1	3.9	0.1	#DIV/0!	2.0	#DIV/0!	#DIV/0!	#DIV/0!	#DIV/0!
Standard Deviation	0.03	12.34	0.05	0.18	0.01	0.02	0.19	13.91	3.37	0.39	0.79	1.51	0.10	0.58	0.50	1.14	0.00	2.41	0.14	0.01	0.00	0.82	0.00	0.00	0.00	0.00
%RSD	8%	8%	5%	2%	8%	4%	10%	9%	7%	10%	7%	8%	7%	58%	4%	3%	#DIV/0!	4%	4%	15%	#DIV/0!	41%	#DIV/0!	#DIV/0!	#DIV/0!	#DIV/0!
STD OREAS45E	0.15	249	0.559	6.96	0.057	0.35	1.1	95.8	24	1.5	8.0	6.2	0.5	<1	96	6.7	<0.1	21.8	3.1	0.08	<0.005	3	<0.5	<0.5		
STD OREAS45E	0.17	278	0.536	6.92	0.061	0.36	1.0	107.6	27	1.4	9.1	6.5	0.6	<1	97	7.2	<0.1	23.4	3.1	0.10	<0.005	2	<0.5	<0.5		
STD OREAS45E	0.17	266	0.523	6.78	0.059	0.34	1.1	98.4	27	1.3	8.8	6.3	0.5	<1	94	6.5	<0.1	21.4	2.8	0.09	<0.005	2	<0.5	<0.5		
STD OREAS45E	0.15	244	0.476	6.38	0.054	0.32	1.0	83.1	22	1.2	7.2	5.7	0.5	<1	85	6.6	<0.1	21.0	2.5	0.08	<0.005	4	<0.5	<0.5		
Mean	0.2	259.3	0.5	6.8	0.1	0.3	1.1	96.2	25.0	1.4	8.3	6.2	0.5	#DIV/0!	93.0	6.8	#DIV/0!	21.9	2.9	0.1	#DIV/0!	2.8	#DIV/0!	#DIV/0!	#DIV/0!	#DIV/0!
Standard Deviation	0.01	15.65	0.03	0.26	0.00	0.02	0.06	10.11	2.45	0.13	0.85	0.34	0.05	0.00	5.48	0.31	0.00	1.05	0.29	0.01	0.00	0.96	0.00	0.00	0.00	0.00
%RSD	7%	6%	7%	4%	5%	5%	5%	11%	10%	10%	10%	6%	10%	#DIV/0!	6%	5%	#DIV/0!	5%	10%	11%	#DIV/0!	35%	#DIV/0!	#DIV/0!	#DIV/0!	#DIV/0!
STD OREAS45EA																									0.01	
STD OREAS45EA																									<0.01	
STD OREAS45EA																									0.01	
Mean	#DIV/0!	#DIV/0!	#DIV/0!	#DIV/0!	#DIV/0!	#DIV/0!	#DIV/0!	#DIV/0!	#DIV/0!	#DIV/0!	#DIV/0!	#DIV/0!	#DIV/0!	#DIV/0!	#DIV/0!	#DIV/0!	#DIV/0!	#DIV/0!	#DIV/0!	#DIV/0!	#DIV/0!	#DIV/0!	#DIV/0!	#DIV/0!	0.0	#DIV/0!
Standard Deviation	0.00	0.00	0.00	0.00	0.00	0.00	0.00	0.00	0.00	0.00	0.00	0.00	0.00	0.00	0.00	0.00	0.00	0.00	0.00	0.00	0.00	0.00	0.00	0.00	0.01	0.00
%RSD	#DIV/0!	#DIV/0!	#DIV/0!	#DIV/0!	#DIV/0!	#DIV/0!	#DIV/0!	#DIV/0!	#DIV/0!	#DIV/0!	#DIV/0!	#DIV/0!	#DIV/0!	#DIV/0!	#DIV/0!	#DIV/0!	#DIV/0!	#DIV/0!	#DIV/0!	#DIV/0!	#DIV/0!	#DIV/0!	#DIV/0!	#DIV/0!	58%	#DIV/0!
STD OXC145																										
STD OXC145																										
STD OXC145																										
STD OXC145																										
STD OXC145																										
STD OXC145																										
Mean	#DIV/0!	#DIV/0!	#DIV/0!	#DIV/0!	#DIV/0!	#DIV/0!	#DIV/0!	#DIV/0!	#DIV/0!	#DIV/0!	#DIV/0!	#DIV/0!	#DIV/0!	#DIV/0!	#DIV/0!	#DIV/0!	#DIV/0!	#DIV/0!	#DIV/0!	#DIV/0!	#DIV/0!	#DIV/0!	#DIV/0!	#DIV/0!	#DIV/0!	#DIV/0!
Standard Deviation	0.00	0.00	0.00	0.00	0.00	0.00	0.00	0.00	0.00	0.00	0.00	0.00	0.00	0.00	0.00	0.00	0.00	0.00	0.00	0.00	0.00	0.00	0.00	0.00	0.00	0.00
%RSD	#DIV/0!	#DIV/0!	#DIV/0!	#DIV/0!	#DIV/0!	#DIV/0!	#DIV/0!	#DIV/0!	#DIV/0!	#DIV/0!	#DIV/0!	#DIV/0!	#DIV/0!	#DIV/0!	#DIV/0!	#DIV/0!	#DIV/0!	#DIV/0!	#DIV/0!	#DIV/0!	#DIV/0!	#DIV/0!	#DIV/0!	#DIV/0!	#DIV/0!	#DIV/0!
STD OXH139																										
STD OXH139																										
STD OXH139																										
STD OXH139																										
STD OXH139																										
Mean	#DIV/0!	#DIV/0!	#DIV/0!	#DIV/0!	#DIV/0!	#DIV/0!	#DIV/0!	#DIV/0!	#DIV/0!	#DIV/0!	#DIV/0!	#DIV/0!	#DIV/0!	#DIV/0!	#DIV/0!	#DIV/0!	#DIV/0!	#DIV/0!	#DIV/0!	#DIV/0!	#DIV/0!	#DIV/0!	#DIV/0!	#DIV/0!	#DIV/0!	#DIV/0!
Standard Deviation	0.00	0.00	0.00	0.00	0.00	0.00	0.00	0.00	0.00	0.00	0.00	0.00	0.00	0.00	0.00	0.00	0.00	0.00	0.00	0.00	0.00	0.00	0.00	0.00	0.00	0.00
%RSD	#DIV/0!	#DIV/0!	#DIV/0!	#DIV/0!	#DIV/0!	#DIV/0!	#DIV/0!	#DIV/0!	#DIV/0!	#DIV/0!	#DIV/0!	#DIV/0!	#DIV/0!	#DIV/0!	#DIV/0!	#DIV/0!	#DIV/0!	#DIV/0!	#DIV/0!	#DIV/0!	#DIV/0!	#DIV/0!	#DIV/0!	#DIV/0!	#DIV/0!	#DIV/0!
STD OXQ114																										35.3
STD SP49																										18.3
BLK																									<0.01	
BLK																									<0.01	
BLK																									<0.01	
BLK																									<0.01	
BLK																										
BLK																										
BLK																										
BLK																										
BLK																										
BLK																										
BLK																										
BLK	<0.01	<1	<0.001	<0.01	0.005	<0.01	<0.1	<0.1	<1	<0.1	<0.1	<0.1	<0.1	<1	<1	<0.1	<0.1	0.2	<0.1	<0.05	<0.005	<1	<0.5	<0.5		
BLK	<0.01	<1	<0.001	<0.01	<0.001	<0.01	<0.1	<0.1	<1	<0.1	<0.1	<0.1	<0.1	<1	<1	0.4	<0.1	<0.1	<0.1	<0.05	<0.005	1	<0.5	<0.5		
BLK	<0.01	<1	<0.001	<0.01	<0.001	<0.01	<0.1	<0.1	<1	<0.1	<0.1	<0.1	<0.1	<1	<1	<0.1	<0.1	<0.1	<0.1	<0.05	<0.005	<1	<0.5	<0.5		
BLK																										
BLK																										
BLK	<0.01	<1	<0.001	<0.01	0.005	<0.01	<0.1	<0.1	<1	<0.1	<0.1	<0.1	<0.1	<1	<1	<0.1	<0.1	<0.1	<0.1	<0.05	<0.005	<1	<0.5	<0.5		
BLK																										<0.9
BLK																										
BLK																										
Mean	#DIV/0!	#DIV/0!	#DIV/0!	#DIV/0!	0.0	#DIV/0!	#DIV/0!	#DIV/0!	#DIV/0!	#DIV/0!	#DIV/0!	#DIV/0!	#DIV/0!	#DIV/0!	#DIV/0!	0.4	#DIV/0!	0.2	#DIV/0!	#DIV/0!	#DIV/0!	1.0	#DIV/0!	#DIV/0!	#DIV/0!	#DIV/0!
Standard Deviation	0.00	0.00	0.00	0.00	0.00	0.00	0.00	0.00	0.00	0.00	0.00	0.00	0.00	0.00	0.00	0.09	0.00	0.04	0.00	0.00	0.00	0.22	0.00	0.00	0.00	0.00
%RSD	#DIV/0!	#DIV/0!	#DIV/0!	#DIV/0!	31%	#DIV/0!	#DIV/0!	#DIV/0!	#DIV/0!	#DIV/0!	#DIV/0!	#DIV/0!	#DIV/0!	#DIV/0!	#DIV/0!	22%	#DIV/0!	22%	#DIV/0!	#DIV/0!	#DIV/0!	22%	#DIV/0!	#DIV/0!	#DIV/0!	#DIV/0!
Prep Wash																										
ROCK-WHI	0.47	731	0.200	6.66	3.474	1.61	0.3	52.4	24	0.9	16.4	5.5	0.4	1	6	2.4	<0.1	33.5	1.7	0.09	<0.005	<1	<0.5	<0.5	<0.01	
ROCK-WHI	0.51	761	0.212	6.85	3.622	1.64	0.3	51.8	26	0.8	18.1	5.4	0.4	<1	7	3.1	<0.1	31.5	1.7	<0.05	<0.005	<1	<0.5	<0.5	<0.01	
Percent Difference	8%	4%	6%	3%	4%	2%	0%	1%	8%	12%	10%	2%	0%	#VALUE!	15%	25%	#VALUE!	6%	0%	#VALUE!	#VALUE!	#VALUE!	#VALUE!	#VALUE!	#VALUE!	

Bureau Veritas Commodities Canada Ltd. **Final Report**

Client:	Goldstrike Resources Ltd.
File Created:	18-Oct-2018
Job Number:	WHI18000523
Number of Samples:	130
Project:	LUC
Shipment ID:	DDLS-18-09
P.O. Number:	
Received:	01-Aug-2018

Sample	Type	WGHT	FA350	MA200	MA200	MA200	MA200	MA200	MA200	MA200	MA200	MA200	MA200	MA200	MA200	MA200	MA200	MA200	MA200	MA200	MA200
	Analyte	Wgt	Au	Mo	Cu	Pb	Zn	Ag	Ni	Co	Mn	Fe	As	U	Th	Sr	Cd	Sb	Bi	V	Ca
	Unit	KG	PPB	PPM	PPM	PPM	PPM	PPM	PPM	PPM	PPM	%	PPM	PPM	PPM	PPM	PPM	PPM	PPM	PPM	%
	MDL	0.01	2	0.1	0.1	0.1	1	0.1	0.1	0.2	1	0.01	1	0.1	0.1	1	0.1	0.1	0.1	1	0.01
Pulp Duplicates																					
1473058	Drill Core	4.96	<2	0.6	46.4	8.9	77	<0.1	17.7	21.2	901	4.80	3	1.3	3.4	223	0.1	0.2	0.1	126	4.70
1473058	REP			0.7	45.2	8.7	78	<0.1	16.8	19.9	856	4.52	4	1.2	3.1	215	0.1	0.2	0.1	120	4.46
Percent Difference			#VALUE!	15%	3%	2%	1%	#VALUE!	5%	6%	5%	6%	29%	8%	9%	4%	0%	0%	0%	5%	5%
1473023	Drill Core	5.26	<2	1.2	16.5	4.8	57	<0.1	2.6	6.5	598	3.48	4	1.2	6.4	133	<0.1	0.2	<0.1	18	1.75
1473023	REP			1.1	15.3	4.8	55	<0.1	2.4	6.0	616	3.38	5	1.2	6.1	122	<0.1	0.2	<0.1	17	1.72
Percent Difference			#VALUE!	9%	8%	0%	4%	#VALUE!	8%	8%	3%	3%	22%	0%	5%	9%	#VALUE!	0%	#VALUE!	6%	2%
1473052	Drill Core	5.77	110	1.4	32.6	4.0	70	0.3	15.1	21.1	966	4.64	4	1.0	2.6	233	0.2	0.2	0.1	145	4.37
1473052	REP		119																		
Percent Difference			8%	#VALUE!	#VALUE!	#VALUE!	#VALUE!	#VALUE!	#VALUE!	#VALUE!	#VALUE!	#VALUE!	#VALUE!	#VALUE!	#VALUE!	#VALUE!	#VALUE!	#VALUE!	#VALUE!	#VALUE!	#VALUE!
1472988	Drill Core	2.71	6	2.4	31.8	8.5	75	<0.1	32.9	16.5	733	3.33	11	0.6	2.5	285	0.2	4.4	<0.1	75	4.63
1472988	REP			2.6	33.6	8.9	82	<0.1	34.6	17.2	732	3.42	12	0.7	2.7	308	0.2	4.8	<0.1	78	4.72
Percent Difference			#VALUE!	8%	6%	5%	9%	#VALUE!	5%	4%	0%	3%	9%	15%	8%	8%	0%	9%	#VALUE!	4%	2%
1473051	Rock Pulp	0.08	899	13.9	>10000.0	19.6	133	3.4	659.0	21.6	973	9.17	5	0.3	1.6	146	0.3	17.0	0.8	108	2.28
1473051	REP																				
Percent Difference			#VALUE!	#VALUE!	#VALUE!	#VALUE!	#VALUE!	#VALUE!	#VALUE!	#VALUE!	#VALUE!	#VALUE!	#VALUE!	#VALUE!	#VALUE!	#VALUE!	#VALUE!	#VALUE!	#VALUE!	#VALUE!	#VALUE!
1473083	Drill Core	4.19	8	2.1	154.8	4.5	76	0.2	12.0	19.1	1014	5.45	7	0.9	3.3	140	0.2	0.3	0.4	137	3.47
1473083	REP		7																		
Percent Difference			13%	#VALUE!	#VALUE!	#VALUE!	#VALUE!	#VALUE!	#VALUE!	#VALUE!	#VALUE!	#VALUE!	#VALUE!	#VALUE!	#VALUE!	#VALUE!	#VALUE!	#VALUE!	#VALUE!	#VALUE!	#VALUE!
1473084	Drill Core	3.19	11	1.1	159.6	5.1	73	0.2	10.5	19.7	997	5.84	6	1.0	2.9	163	0.1	0.4	0.4	136	3.62
1473084	REP																				
Percent Difference			#VALUE!	#VALUE!	#VALUE!	#VALUE!	#VALUE!	#VALUE!	#VALUE!	#VALUE!	#VALUE!	#VALUE!	#VALUE!	#VALUE!	#VALUE!	#VALUE!	#VALUE!	#VALUE!	#VALUE!	#VALUE!	#VALUE!
1473016	Drill Core	4.31	<2	1.4	38.4	6.3	47	<0.1	4.2	7.3	610	3.31	5	0.7	4.8	134	<0.1	0.5	<0.1	13	2.27
1473016	REP																				
Percent Difference			#VALUE!	#VALUE!	#VALUE!	#VALUE!	#VALUE!	#VALUE!	#VALUE!	#VALUE!	#VALUE!	#VALUE!	#VALUE!	#VALUE!	#VALUE!	#VALUE!	#VALUE!	#VALUE!	#VALUE!	#VALUE!	#VALUE!
1472981	Drill Core	4.73	5	2.3	17.2	7.9	117	<0.1	25.9	26.8	1166	6.14	9	1.3	3.2	291	0.3	1.4	<0.1	239	6.43
1472981	REP																				
Percent Difference			#VALUE!	#VALUE!	#VALUE!	#VALUE!	#VALUE!	#VALUE!	#VALUE!	#VALUE!	#VALUE!	#VALUE!	#VALUE!	#VALUE!	#VALUE!	#VALUE!	#VALUE!	#VALUE!	#VALUE!	#VALUE!	#VALUE!
1473017	Drill Core	3.70	<2	1.5	54.9	12.2	46	0.1	5.8	8.3	493	3.38	3	0.7	4.5	148	<0.1	0.1	0.1	14	1.38
1473017	REP		<2																		
Percent Difference			#VALUE!	#VALUE!	#VALUE!	#VALUE!	#VALUE!	#VALUE!	#VALUE!	#VALUE!	#VALUE!	#VALUE!	#VALUE!	#VALUE!	#VALUE!	#VALUE!	#VALUE!	#VALUE!	#VALUE!	#VALUE!	#VALUE!
Preparation Duplicates																					
1472961	Drill Core	0.56	<2	9.7	29.1	7.4	54	0.5	23.2	26.1	1110	6.51	11	1.1	1.2	222	<0.1	1.5	<0.1	306	4.52
1472961	DUP		<2	9.2	27.3	7.4	52	0.5	22.2	24.8	1108	6.35	11	1.2	1.3	227	<0.1	1.5	<0.1	298	4.58
Percent Difference			#VALUE!	5%	6%	0%	4%	0%	4%	5%	0%	2%	0%	9%	8%	2%	#VALUE!	0%	#VALUE!	3%	1%
1472995	Drill Core	4.10	<2	3.1	24.1	5.3	77	<0.1	17.5	21.1	1033	5.15	6	0.6	2.1	209	0.2	0.4	<0.1	183	4.77
1472995	DUP		<2	2.8	22.6	5.0	73	<0.1	16.5	19.9	935	5.12	6	0.6	2.2	210	0.1	0.4	<0.1	177	4.59
Percent Difference			#VALUE!	10%	6%	6%	5%	#VALUE!	6%	6%	10%	1%	0%	0%	5%	0%	67%	0%	#VALUE!	3%	4%
1473029	Drill Core	1.96	2	2.0	19.4	205.3	59	0.7	1.7	5.1	601	3.20	3	0.7	4.1	185	0.1	0.3	1.9	14	1.92
1473029	DUP		<2	2.1	19.2	205.4	57	0.8	1.6	5.2	596	3.17	2	0.7	3.9	181	<0.1	0.3	2.0	14	1.93
Percent Difference			#VALUE!	5%	1%	0%	3%	13%	6%	2%	1%	1%	40%	0%	5%	2%	#VALUE!	0%	5%	0%	1%
1473063	Drill Core	5.92	7	0.8	25.1	18.5	51	<0.1	13.4	24.2	903	5.57	4	1.0	2.0	242	<0.1	0.2	0.2	212	4.56
1473063	DUP		8	1.1	25.1	18.6	51	<0.1	13.5	23.7	930	5.57	4	1.0	2.0	250	<0.1	0.2	0.2	215	4.56
Percent Difference			13%	32%	0%	1%	0%	#VALUE!	1%	2%	3%	0%	0%	0%	0%	3%	#VALUE!	0%	0%	1%	0%
Reference Materials																					
STD OREAS25A-4A	STD			2.2	36.4	23.5	47	<0.1	47.2	7.7	497	6.63	10	2.7	14.9	50	<0.1	0.7	0.5	152	0.31
STD DS11	STD																				
STD DS11	STD																				
STD DS11	STD																				
STD DS11	STD																				
Mean			#DIV/0!	#DIV/0!	#DIV/0!	#DIV/0!	#DIV/0!	#DIV/0!	#DIV/0!	#DIV/0!	#DIV/0!	#DIV/0!	#DIV/0!	#DIV/0!	#DIV/0!	#DIV/0!	#DIV/0!	#DIV/0!	#DIV/0!	#DIV/0!	#DIV/0!
Standard Deviation			0.00	0.00	0.00	0.00	0.00	0.00	0.00	0.00	0.00	0.00	0.00	0.00	0.00	0.00	0.00	0.00	0.00	0.00	0.00
%RSD			#DIV/0!	#DIV/0!	#DIV/0!	#DIV/0!	#DIV/0!	#DIV/0!	#DIV/0!	#DIV/0!	#DIV/0!	#DIV/0!	#DIV/0!	#DIV/0!	#DIV/0!	#DIV/0!	#DIV/0!	#DIV/0!	#DIV/0!	#DIV/0!	#DIV/0!
STD OREAS25A-4A	STD			2.5	34.1	24.1	44	<0.1	44.1	7.6	492	6.47	9	2.7	15.1	50	<0.1	0.6	0.4	146	0.30
STD OREAS25A-4A	STD			2.8	34.4	25.2	41	<0.1	47.9	7.4	493	6.30	11	2.9	16.2	48	<0.1	0.6	0.3	158	0.28
STD OREAS25A-4A	STD			2.3	33.4	26.0	40	<0.1	46.1	8.2	525	6.65	10	3.0	17.3	50	<0.1	0.5	0.3	161	0.31
Mean			#DIV/0!	2.5	34.0	25.1	41.7	#DIV/0!	46.0	7.7	503.3	6.5	10.0	2.9	16.2	49.3	#DIV/0!	0.6	0.3	155.0	0.3
Standard Deviation			0.00	0.25	0.51	0.95	2.08	0.00	1.90	0.42	18.77	0.18	1.00	0.15	1.10	1.15	0.00	0.06	0.06	7.94	0.02
%RSD			#DIV/0!	10%	2%	4%	5%	#DIV/0!	4%	5%	4%	3%	10%	5%	7%	2%	#DIV/0!	10%	17%	5%	5%
STD OREAS45E	STD			2.3	764.0	17.6	50	0.3	479.6	59.7	562	25.20	17	2.4	12.6	17	<0.1	1.2	0.4	325	0.06
STD OREAS45E	STD			2.2	752.5	18.0	49	0.3	473.5	61.8	587	26.21	17	2.5	12.9	17	<0.1	1.1	0.4	321	0.07
STD OREAS45E	STD			2.6	779.2	18.5	42	0.3	496.4	58.7	594	23.72	17	2.6	13.9	17	<0.1	1.0	0.3	332	0.07
STD OREAS45E	STD			2.4	761.6	18.9	44	0.3	461.1	57.0	565	23.23	17	2.5	12.9	16	<0.1	1.0	0.3	321	0.06
Mean			#DIV/0!	2.4	764.4	18.5	45.0	0.3	477.0	59.2	582.0	24.4	17.0	2.5	13.2	16.7	#DIV/0!	1.0	0.3	324.7	0.1
Standard Deviation			0.00	0.20	13.57	0.45	3.61	0.00	17.91	2.43	15.13	1.60	0.00	0.06	0.58	0.58	0.00	0.06	0.06	6.35	0.01
%RSD			#DIV/0!	8%	2%	2%	8%	0%	4%	4%	3%	7%	0%	2%	4%	3%	#DIV/0!	6%	17%	2%	9%
STD OREAS45EA	STD																				
STD OREAS45EA	STD																				
STD OREAS45EA	STD																				
STD OREAS45EA	STD																				
Mean			#DIV/0!	#DIV/0!	#DIV/0!	#DIV/0!	#DIV/0!	#DIV/0!	#DIV/0!	#DIV/0!	#DIV/0!	#DIV/0!	#DIV/0!	#DIV/0!	#DIV/0!	#DIV/0!	#DIV/0!	#DIV/0!	#DIV/0!	#DIV/0!	#DIV/0!
Standard Deviation			0.00	0.00	0.00	0.00	0.00	0.00	0.00	0.00	0.00	0.00	0.00	0.00	0.00	0.00	0.00	0.00	0.00	0.00	0.00
%RSD			#DIV/0!	#DIV/0!	#DIV/0!	#DIV/0!	#DIV/0!	#DIV/0!	#DIV/0!	#DIV/0!	#DIV/0!	#DIV/0!	#DIV/0!	#DIV/0!	#DIV/0!	#DIV/0!	#DIV/0!	#DIV/0!	#DIV/0!	#DIV/0!	#DIV/0!
STD OXC145	STD		202																		
STD OXC145	STD		203																		
STD OXC145	STD		199																		
STD OXC145	STD		207																		
STD OXC145	STD		208																		
Mean			204.7	#DIV/0!	#DIV/0!	#DIV/0!	#DIV/0!	#DIV/0!	#DIV/0!	#DIV/0!	#DIV/0!	#DIV/0!	#DIV/0!	#DIV/0!	#DIV/0!	#DIV/0!	#DIV/0!	#DIV/0!	#DIV/0!	#DIV/0!	#DIV/0!
Standard Deviation			4.93	0.00	0.00	0.00	0.00	0.00	0.00	0.00	0.00	0.00	0.00	0.00	0.00	0.00	0.00	0.00	0.00	0.00	0.00
%RSD			2%	#DIV/0!	#DIV/0!	#DIV/0!	#DIV/0!	#DIV/0!	#DIV/0!	#DIV/0!	#DIV/0!	#DIV/0!	#DIV/0!	#DIV/0!	#DIV/0!	#DIV/0!	#DIV/0!	#DIV/0!	#DIV/0!	#DIV/0!	#DIV/0!
STD OXH139	STD		1338																		
STD OXH139	STD		1326																		
STD OXH139	STD		1226																		
STD OXH139	STD		1271																		
Mean			1274.3	#DIV/0!	#DIV/0!	#DIV/0!	#DIV/0!	#DIV/0!	#DIV/0!	#DIV/0!	#DIV/0!	#DIV/0!	#DIV/0!	#DIV/0!	#DIV/0!	#DIV/0!	#DIV/0!	#DIV/0!	#DIV/0!	#DIV/0!	#DIV/0!
Standard Deviation			50.08	0.00	0.00	0.00	0.00	0.00	0.00	0.00	0.00	0.00	0.00	0.00	0.00	0.00	0.00	0.00	0.00	0.00	0.00
%RSD			4%	#DIV/0!	#DIV/0!	#DIV/0!	#DIV/0!	#DIV/0!	#DIV/0!	#DIV/0!	#DIV/0!	#DIV/0!	#DIV/0!	#DIV/0!	#DIV/0!	#DIV/0!	#DIV/0!	#DIV/0!	#DIV/0!	#DIV/0!	#DIV/0!
BLK	BLK			<0.1	0.2	<0.1	<1	<0.1	<0.1	<0.2	1	<0.01	<1	<0.1	<0.1	<1	<0.1	<0.1	<0.1	<1	<0.01
BLK	BLK			<0.1	0.1	<0.1	<1	<0.1	0.1	<0.2	<1	<0.01	<1	<0.1	<0.1	<1	<0.1	<0.1	0.3	<1	<0.01
BLK	BLK			<0.1	<0.1	<0.1	<1	<0.1	<0.1	<0.2	<1	<0.01	<1	<0.1	<0.1	<1	<0.1	<0.1	<0.1	<1	<0.01
BLK	BLK		<2																		
BLK	BLK		<2																		
BLK	BLK			<0.1	0.2	<0.1	<1	<0.1	<0.1	<0.2	3	<0.01	<1	<0.1	<0.1	<1	<0.1	<0.1	<0.1	<1	<0.01
BLK	BLK																				
BLK	BLK		<2																		
BLK	BLK		2																		
BLK	BLK																				
BLK	BLK																				
BLK	BLK																				
BLK	BLK		<2																		
BLK	BLK		<2																		
BLK	BLK		<2																		
BLK	BLK		<2																		
BLK	BLK		<2																		
Mean			#DIV/0!	#DIV/0!	#DIV/0!	#DIV/0!	#DIV/0!	#DIV/0!	#DIV/0!	#DIV/0!	#DIV/0!	#DIV/0!	#DIV/0!	#DIV/0!	#DIV/0!	#DIV/0!	#DIV/0!	#DIV/0!	#DIV/0!	#DIV/0!	#DIV/0!
Standard Deviation			0.00	0.00	0.00	0.00	0.00	0.00	0.00	0.00	0.00	0.00	0.00	0.00	0.00	0.00	0.00	0.00	0.00	0.00	0.00
%RSD			#DIV/0!	#DIV/0!	#DIV/0!	#DIV/0!	#DIV/0!	#DIV/0!	#DIV/0!	#DIV/0!	#DIV/0!	#DIV/0!	#DIV/0!	#DIV/0!	#DIV/0!	#DIV/0!	#DIV/0!	#DIV/0!	#DIV/0!	#DIV/0!	#DIV/0!
Prep Wash																					
ROCK-WHI	Prep Blanl		<2	1.1	6.1	2.9	50	<0.1	1.3	4.4	718	2.12	3	1.3	3.3	225	0.1	0.2	<0.1	38	1.52
ROCK-WHI	Prep Blanl		<2	1.2	4.2	3.4	38	<0.1	0.7	4.6	700	2.10	2	1.3	3.1	221	<0.1	0.1	<0.1	36	1.45
Percent Difference			#VALUE!	9%	37%	16%	27%	#VALUE!	60%	4%	3%	1%	40%	0%	6%	2%	#VALUE!	67%	#VALUE!	5%	5%

Sample	MA200	MA200	MA200	MA200	MA200	MA200	MA200	MA200	MA200	MA200	MA200	MA200	MA200	MA200	MA200	MA200	MA200	MA200	MA200	MA200	MA200	MA200	MA200	MA200	MA200	MA200	MA200	AQ200	
Analyte	P	La	Cr	Mg	Ba	Ti	Al	Na	K	W	Zr	Ce	Sn	Y	Nb	Ta	Be	Sc	Li	S	Rb	Hf	In	Re	Se	Te	Tl	Hg	
Unit	%	PPM	PPM	%	PPM	%	%	%	%	PPM	PPM	PPM	PPM	PPM	PPM	PPM	PPM	PPM	PPM	%	PPM	PPM	PPM	PPM	PPM	PPM	PPM	PPM	
MDL	0.001	0.1	1	0.01	1	0.001	0.01	0.001	0.01	0.1	0.1	1	0.1	0.1	0.1	0.1	1	1	0.1	0.1	0.1	0.1	0.05	0.005	1	0.5	0.5	0.01	
Pulp Duplicates																													
1473058	0.054	12.3	64	2.07	1090	0.399	7.89	2.500	1.52	0.3	6.4	25	0.9	16.4	6.1	0.4	<1	23	16.1	0.1	43.9	0.4	0.07	<0.005	1	0.5	<0.5	<0.01	
1473058	0.053	12.0	61	1.98	1038	0.387	7.63	2.411	1.49	0.2	6.5	24	0.8	15.5	5.9	0.4	<1	22	15.4	0.1	42.4	0.3	0.06	<0.005	<1	0.7	<0.5		
Percent Difference	2%	2%	5%	4%	5%	3%	3%	4%	2%	40%	2%	4%	12%	6%	3%	0%	#VALUE!	4%	4%	0%	3%	29%	15%	#VALUE!	#VALUE!	33%	#VALUE!	#VALUE!	
1473023	0.034	16.2	6	0.34	499	0.221	6.76	2.729	1.09	0.2	9.8	31	1.1	24.6	7.0	0.5	<1	15	14.1	<0.1	33.4	0.4	0.07	<0.005	<1	<0.5	<0.5	<0.01	
1473023	0.035	16.2	6	0.32	465	0.215	6.44	2.695	1.06	0.1	9.4	30	1.3	22.2	6.9	0.4	1	14	12.8	<0.1	31.8	0.3	<0.05	<0.005	<1	<0.5	<0.5		
Percent Difference	3%	0%	0%	6%	7%	3%	5%	1%	3%	67%	4%	3%	17%	10%	1%	22%	#VALUE!	7%	10%	#VALUE!	5%	29%	#VALUE!	#VALUE!	#VALUE!	#VALUE!	#VALUE!	#VALUE!	
1473052	0.062	10.7	48	2.09	585	0.371	7.91	2.393	1.38	1.1	5.6	22	1.0	16.9	4.8	0.3	<1	24	21.2	<0.1	38.1	0.3	0.06	<0.005	<1	0.6	<0.5	0.03	
1473052																													
Percent Difference	#VALUE!	#VALUE!	#VALUE!	#VALUE!	#VALUE!	#VALUE!	#VALUE!	#VALUE!	#VALUE!	#VALUE!	#VALUE!	#VALUE!	#VALUE!	#VALUE!	#VALUE!	#VALUE!	#VALUE!	#VALUE!	#VALUE!	#VALUE!	#VALUE!	#VALUE!	#VALUE!	#VALUE!	#VALUE!	#VALUE!	#VALUE!	#VALUE!	
1472988	0.037	9.9	97	1.08	1737	0.215	6.37	2.200	0.97	1.5	4.0	18	1.7	12.1	3.7	0.2	<1	16	16.5	<0.1	35.3	0.3	<0.05	<0.005	<1	0.6	<0.5	0.11	
1472988	0.042	9.7	100	1.11	1778	0.227	6.51	2.241	0.99	1.7	4.8	19	1.9	12.2	4.2	0.3	2	18	19.0	<0.1	37.1	0.2	0.06	<0.005	<1	0.6	<0.5		
Percent Difference	13%	2%	3%	3%	2%	5%	2%	2%	2%	13%	18%	5%	11%	1%	13%	40%	#VALUE!	12%	14%	#VALUE!	5%	40%	#VALUE!	#VALUE!	#VALUE!	0%	#VALUE!	#VALUE!	
1473051	0.069	3.9	730	1.17	134	0.146	5.44	0.232	3.13	2.9	13.6	8	1.9	5.9	4.7	0.2	<1	8	8.9	1.3	61.2	0.4	0.14	0.011	9	0.6	<0.5	1.37	
1473051																												1.48	
Percent Difference	#VALUE!	#VALUE!	#VALUE!	#VALUE!	#VALUE!	#VALUE!	#VALUE!	#VALUE!	#VALUE!	#VALUE!	#VALUE!	#VALUE!	#VALUE!	#VALUE!	#VALUE!	#VALUE!	#VALUE!	#VALUE!	#VALUE!	#VALUE!	#VALUE!	#VALUE!	#VALUE!	#VALUE!	#VALUE!	#VALUE!	#VALUE!	8%	
1473083	0.054	8.1	35	1.60	367	0.286	7.50	2.047	1.80	1.8	8.0	18	1.2	12.0	2.2	0.2	1	25	20.2	0.1	40.6	0.4	0.12	<0.005	<1	<0.5	<0.5	<0.01	
1473083																													
Percent Difference	#VALUE!	#VALUE!	#VALUE!	#VALUE!	#VALUE!	#VALUE!	#VALUE!	#VALUE!	#VALUE!	#VALUE!	#VALUE!	#VALUE!	#VALUE!	#VALUE!	#VALUE!	#VALUE!	#VALUE!	#VALUE!	#VALUE!	#VALUE!	#VALUE!	#VALUE!	#VALUE!	#VALUE!	#VALUE!	#VALUE!	#VALUE!	#VALUE!	
1473084	0.052	8.3	21	1.62	418	0.306	7.57	2.135	1.84	2.4	7.1	19	1.0	11.6	3.1	0.2	<1	24	17.8	0.1	38.1	0.3	0.08	<0.005	<1	<0.5	<0.5	0.01	
1473084																												<0.01	
Percent Difference	#VALUE!	#VALUE!	#VALUE!	#VALUE!	#VALUE!	#VALUE!	#VALUE!	#VALUE!	#VALUE!	#VALUE!	#VALUE!	#VALUE!	#VALUE!	#VALUE!	#VALUE!	#VALUE!	#VALUE!	#VALUE!	#VALUE!	#VALUE!	#VALUE!	#VALUE!	#VALUE!	#VALUE!	#VALUE!	#VALUE!	#VALUE!	#VALUE!	
1473016	0.032	12.2	6	0.53	573	0.224	6.25	2.045	0.96	0.1	7.7	25	1.0	19.7	6.7	0.5	<1	15	16.1	<0.1	29.4	0.3	0.08	<0.005	<1	<0.5	<0.5	<0.01	
1473016																												<0.01	
Percent Difference	#VALUE!	#VALUE!	#VALUE!	#VALUE!	#VALUE!	#VALUE!	#VALUE!	#VALUE!	#VALUE!	#VALUE!	#VALUE!	#VALUE!	#VALUE!	#VALUE!	#VALUE!	#VALUE!	#VALUE!	#VALUE!	#VALUE!	#VALUE!	#VALUE!	#VALUE!	#VALUE!	#VALUE!	#VALUE!	#VALUE!	#VALUE!	#VALUE!	
1472981	0.080	16.5	71	1.63	286	0.483	7.19	1.649	1.87	1.4	8.9	32	1.6	18.7	4.1	0.3	1	33	11.7	<0.1	64.7	0.5	0.08	<0.005	<1	0.9	<0.5	<0.01	
1472981																												<0.01	
Percent Difference	#VALUE!	#VALUE!	#VALUE!	#VALUE!	#VALUE!	#VALUE!	#VALUE!	#VALUE!	#VALUE!	#VALUE!	#VALUE!	#VALUE!	#VALUE!	#VALUE!	#VALUE!	#VALUE!	#VALUE!	#VALUE!	#VALUE!	#VALUE!	#VALUE!	#VALUE!	#VALUE!	#VALUE!	#VALUE!	#VALUE!	#VALUE!	#VALUE!	
1473017	0.033	11.1	5	0.36	553	0.223	6.14	2.342	1.19	0.2	6.5	24	0.9	16.6	6.6	0.4	<1	14	12.5	<0.1	34.7	0.3	0.06	<0.005	<1	<0.5	<0.5	<0.01	
1473017																													
Percent Difference	#VALUE!	#VALUE!	#VALUE!	#VALUE!	#VALUE!	#VALUE!	#VALUE!	#VALUE!	#VALUE!	#VALUE!	#VALUE!	#VALUE!	#VALUE!	#VALUE!	#VALUE!	#VALUE!	#VALUE!	#VALUE!	#VALUE!	#VALUE!	#VALUE!	#VALUE!	#VALUE!	#VALUE!	#VALUE!	#VALUE!	#VALUE!	#VALUE!	
Preparation Duplicates																													
1472961	0.094	8.3	74	1.00	557	0.899	7.60	2.549	1.35	4.4	7.5	19	2.0	23.2	3.3	0.2	<1	29	11.0	<0.1	45.5	0.5	0.06	<0.005	<1	<0.5	<0.5	<0.01	
1472961	0.094	8.6	73	0.97	518	0.872	7.69	2.484	1.37	4.5	6.9	20	2.3	23.1	3.1	0.2	<1	31	11.7	<0.1	49.6	0.5	0.08	<0.005	<1	<0.5	<0.5	<0.01	
Percent Difference	0%	4%	1%	3%	7%	3%	1%	3%	1%	2%	8%	5%	14%	0%	6%	0%	#VALUE!	7%	6%	#VALUE!	9%	0%	29%	#VALUE!	#VALUE!	#VALUE!	#VALUE!	#VALUE!	
1472995	0.069	7.7	52	1.35	2082	0.473	7.37	1.601	1.50	0.4	6.0	17	1.4	14.8	5.6	0.3	<1	28	15.9	<0.1	36.7	0.3	0.06	<0.005	<1	<0.5	<0.5	<0.01	
1472995	0.073	7.9	54	1.38	1573	0.464	7.34	1.599	1.58	0.4	5.9	15	1.3	14.8	5.4	0.3	<1	27	17.7	<0.1	40.3	0.4	<0.05	<0.005	<1	<0.5	<0.5	<0.01	
Percent Difference	6%	3%	4%	2%	28%	2%	0%	0%	5%	0%	2%	13%	7%	0%	4%	0%	#VALUE!	4%	11%	#VALUE!	9%	29%	#VALUE!	#VALUE!	#VALUE!	#VALUE!	#VALUE!	#VALUE!	
1473029	0.031	12.6	4	0.36	616	0.189	6.12	2.596	1.10	0.4	8.0	25	0.6	18.3	5.8	0.4	<1	12	14.8	<0.1	29.0	0.3	<0.05	<0.005	<1	<0.5	<0.5	<0.01	
1473029	0.029	12.5	3	0.36	602	0.191	6.13	2.613	1.13	0.4	8.0	25	0.6	17.5	5.7	0.4	1	12	14.5	<0.1	28.3	0.3	0.09	<0.005	<1	<0.5	<0.5	<0.01	
Percent Difference	7%	1%	29%	0%	2%	1%	0%	1%	3%	0%	0%	0%	0%	4%	2%	0%	#VALUE!	0%	2%	#VALUE!	2%	0%	#VALUE!	#VALUE!	#VALUE!	#VALUE!	#VALUE!	#VALUE!	
1473063	0.053	8.7	25	2.13	420	0.487	7.46	2.375	0.98	0.7	5.2	18	1.5	16.3	3.6	0.2	<1	27	21.8	0.2	31.1	0.3	0.09	<0.005	<1	<0.5	<0.5	0.01	
1473063	0.055	8.7	25	2.17	440	0.487	7.58	2.398	1.04	0.6	5.4	19	1.4	16.2	3.8	0.2	<1	27	21.8	0.1	31.4	0.3	<0.05	<0.005	<1	<0.5	<0.5	<0.01	
Percent Difference	4%	0%	0%	2%	5%	0%	2%	1%	6%	15%	4%	5%	7%	1%	5%	0%	#VALUE!	0%	0%	67%	1%	0%	#VALUE!	#VALUE!	#VALUE!	#VALUE!	#VALUE!	#VALUE!	
Reference Materials																													
STD OREAS25A-4A	0.048	21.3	110	0.31	144	0.959	8.97	0.141	0.49	2.0	151.7	47	4.2	11.0	20.5	1.4	<1	12	35.3	<0.1	60.1	3.8	0.10	<0.005	3	<0.5	<0.5		
STD DS11																												0.28	
STD DS11																												0.27	
STD DS11																												0.25	
STD DS11																												0.22	
Mean	#DIV/0!	#DIV/0!	#DIV/0!	#DIV/0!	#DIV/0!	#DIV/0!	#DIV/0!	#DIV/0!	#DIV/0!	#DIV/0!	#DIV/0!	#DIV/0!	#DIV/0!	#DIV/0!	#DIV/0!	#DIV/0!	#DIV/0!	#DIV/0!	#DIV/0!	#DIV/0!	#DIV/0!	#DIV/0!	#DIV/0!	#DIV/0!	#DIV/0!	#DIV/0!	#DIV/0!	0.3	#DIV/0!
Standard Deviation	0.00	0.00	0.00	0.00	0.00	0.00	0.00	0.00	0.00	0.00	0.00	0.00	0.00	0.00	0.00	0.00	0.00	0.00	0.00	0.00	0.00	0.00	0.00	0.00	0.00	0.00	0.00	0.03	#DIV/0!
%RSD	#DIV/0!	#DIV/0!	#DIV/0!	#DIV/0!	#DIV/0!	#DIV/0!	#DIV/0!	#DIV/0!	#DIV/0!	#DIV/0!	#DIV/0!	#DIV/0!	#DIV/0!	#DIV/0!	#DIV/0!	#DIV/0!	#DIV/0!	#DIV/0!	#DIV/0!	#DIV/0!	#DIV/0!	#DIV/0!	#DIV/0!	#DIV/0!	#DIV/0!	#DIV/0!	#DIV/0!	10%	#DIV/0!
STD OREAS25A-4A	0.049	20.8	117	0.31	152	0.923	9.12	0.137	0.50	2.0	149.4	47	4.0	10.3	19.1	1.4	<1	12	39.6	<0.1	60.1	4.1	0.07	<0.005	3	<0.5	<0.5		
STD OREAS25A-4A	0.048	22.2	113	0.32	148	0.912	8.87	0.118	0.48	1.7	144.8	46	3.9	10.8	18.8	1.3	<1	13	33.6	<0.1	60.5	4.0	0.13	<0.005	2	<0.5	<0.5		
STD OREAS25A-4A	0.052	24.0	116	0.35	155	0.962	9.14	0.125	0.50	1.8	153.1	50	3.9	11.2	19.9	1.5	<1	13	40.1	<0.1	65.4	4.4	0.09	<0.005	3	<0.5	<0.5		
Mean	0.0	22.3	115.3	0.3	151.7	0.9	9.0	0.1	0.5	1.8	149.1	47.7	3.9	10.8	19.3	1.4	#DIV/0!	12.7	37.8	#DIV/0!	62.0	4.2	0.1	#DIV/0!	2.7	#DIV/0!	#DIV/0!	#DIV/0!	#DIV/0!
Standard Deviation	0.00	1.60	2.08	0.02	3.51	0.03	0.15	0.01	0.01	0.15	4.16	2.08	0.06	0.45	0.57	0.10	0.00	0.58	3.62	0.00	2.95	0.21	0.03	0.00	0.58	0.00	0.00	0.00	#DIV/0!
%RSD	4%	7%	2%	6%	2%	3%	2%	8%	2%	8%	3%	4%	1%	4%	3%	7%	#DIV/0!	5%	10%	#DIV/0!	5%	5%	32%	#DIV/0!	22%	#DIV/0!	#DIV/0!	#DIV/0!	#DIV/0!
STD OREAS45E	0.034	11.0	975	0.15	243	0.533	6.78	0.058	0.35	1.1	97.0	24	1.3	8.3	6.1	0.5	<1	88	6.5	<0.1	20.9	2.8	0.10	<0.005	4	<0.5	<0.5		
STD OREAS45E	0.031	11.2	1000	0.16	256	0.532	6.90	0.058	0.35	1.0	95.4	24	1.3	8.0	6.3	0.5	<1	92	7.3	<0.1	21.5	2.9	0.11	<0.005	3	<0.5	<0.5		
STD OREAS45E	0.034	11.4	1050	0.16	244	0.535	6.84	0.055	0.32	1.0	94.8	23	1.3	8.1	6.2	0.5	<1	92	5.5	<0.1	22.2	2.8	0.10	<0.005	2	<0.5	<0.5		
STD OREAS45E	0.032	8.7	979	0.16	247	0.542	6.57	0.054	0.34	1.1	95.6	20	1.3	6.9	6.2	0.5	<1	89	7.2	<0.1	21.1	2.9	0.06	<0.005	2	<0.5	<0.5		
Mean	0.0	10.4	1009.7	0.2	249.0	0.5	6.8	0.1	0.3	1.0	95.3	22.3	1.3	7.7	6.2	0.5	#DIV/0!	91.0	6.7	#DIV/0!	21.6	2.9	0.1	#DIV/0!	2.3	#DIV/0!	#DIV/0!	#DIV/0!	#DIV/0!
Standard Deviation	0.00	1.50	36.47	0.00	6.24	0.01	0.18	0.00	0.02	0.06	0.42	2.08	0.00	0.67	0.06	0.00	0.00	1.73	1.01	0.00	0.56	0.06	0.03	0.00	0.58	0.00	0.00	0.00	#DIV/0!
%RSD	5%	14%	4%	0%	3%	1%	3%	4%	5%	6%	0%	9%	0%	9%	1%	0%	#DIV/0!	2%	15%	#DIV/0!	3%	2%	29%	#DIV/0!	25%	#DIV/0!	#DIV/0!	#DIV/0!	#DIV/0!
STD OREAS45EA																												<0.01	
STD OREAS45EA																												<0.01	
STD OREAS45EA																												0.01	
STD OREAS45EA																												0.01	
Mean	#DIV/0!	#DIV/0!	#DIV/0!	#DIV/0!	#DIV/0!	#DIV/0!	#DIV/0!	#DIV/0!	#DIV/0!	#DIV/0!	#DIV/0!	#DIV/0!	#DIV/0!	#DIV/0!	#DIV/0!	#DIV/0!	#DIV/0!	#DIV/0!	#DIV/0!	#DIV/0!	#DIV/0!	#DIV/0!	#DIV/0!	#DIV/0!	#DIV/0!	#DIV/0!	#DIV/0!	0.0	#DIV/0!
Standard Deviation	0.00	0.00	0.00	0.00	0.00	0.00	0.00	0.00	0.00	0.00	0.00	0.00	0.00	0.00	0.00	0.00	0.00	0.00	0.00	0.00	0.00	0.00	0.00	0.00	0.00	0.00	0.00	0.01	#DIV/0!
%RSD	#DIV/0!	#DIV/0!	#DIV/0!	#DIV/0!	#DIV/0!	#DIV/0!	#DIV/0!	#DIV/0!	#DIV/0!	#DIV/0!	#DIV/0!	#DIV/0!	#DIV/0!	#DIV/0!	#DIV/0!	#DIV/0!	#DIV/0!	#DIV/0!	#DIV/0!	#DIV/0!	#DIV/0!	#DIV/0!	#DIV/0!	#DIV/0!	#DIV/0!	#DIV/0!	#DIV/0!	58%	#DIV/0!
STD OXC145																													
STD OXC145																													
STD OXC145																													
STD OXC145																													
STD OXC145																													
Mean	#DIV/0!	#DIV/0!	#DIV/0!	#DIV/0!	#DIV/0!	#DIV/0!	#DIV/0!	#DIV/0!	#DIV/0!	#DIV/0!	#DIV/0!	#DIV/0!	#DIV/0!	#DIV/0!	#DIV/0!	#DIV/0!	#DIV/0!	#DIV/0!	#DIV/0!	#DIV/0!	#DIV/0!	#DIV/0!	#DIV/0!	#DIV/0!	#DIV/0!	#DIV/0!	#DIV/0!	#DIV/0!	#DIV/0!
Standard Deviation	0.00	0.00	0.00	0.00	0.00	0.00	0.00	0.00	0.00	0.00	0.00	0.00	0.00	0.00	0.00	0.00	0.00	0.00	0.00	0.00	0.00	0.00	0.00	0.00	0.00	0.00	0.00	0.00	#DIV/0!
%RSD	#DIV/0!	#DIV/0!	#DIV/0!	#DIV/0!	#DIV/0!	#DIV/0!	#DIV/0!	#DIV/0!	#DIV/0!	#DIV/0!	#DIV/0!	#DIV/0!	#DIV/0!	#DIV/0!	#DIV/0!	#DIV/0!	#DIV/0!	#DIV/0!	#DIV/0!	#DIV/0!	#DIV/0!	#DIV/0!	#DIV/0!	#DIV/0!	#DIV/0!	#DIV/0!	#DIV/0!	#DIV/0!	#DIV/0!
STD OXH139																													
STD OXH139																													
STD OXH139																													
STD OXH139																													
Mean	#DIV/0!	#DIV/0!	#DIV/0!	#DIV/0!	#DIV/0!	#DIV/0!	#DIV/0!	#DIV/0!	#DIV/0!	#DIV/0!	#DIV/0!	#DIV/0!	#DIV/0!	#DIV/0!	#DIV/0!	#DIV/0!	#DIV/0!	#DIV/0!	#DIV/0!	#DIV/0!	#DIV/0!	#DIV/0!	#DIV/0!	#DIV/0!	#DIV/0!	#DIV/0!	#DIV/0!	#DIV/0!	#DIV/0!
Standard Deviation	0.00	0.00	0.00	0.00	0.00	0.00	0.00	0.00	0.00	0.00	0.00	0.00	0.00	0.00	0.00	0.00	0.00	0.00	0.00	0.00	0.00	0.00	0.00	0.00	0.00	0.00	0.00	0.00	#DIV/0!
%RSD	#DIV/0!	#DIV/0!	#DIV/0!	#DIV/0!	#DIV/0!	#DIV/0!	#DIV/0!	#DIV/0!	#DIV/0!	#DIV/0!	#DIV/0!	#DIV/0!	#DIV/0!	#DIV/0!	#DIV/0!	#DIV/0!	#DIV/0!	#DIV/0!	#DIV/0!	#DIV/0!	#DIV/0!	#DIV/0!	#DIV/0!	#DIV/0!	#DIV/0!	#DIV/0!	#DIV/0!	#DIV/0!	#DIV/0!
BLK	<0.001	<0.1	<1	<0.01	<1	<0.001	<0.01	<0.001	<0.01	<0.1	<0.1	<1	<0.1	<0.1	<0.1	<0.1	<1	<1	0.1	<0.1	0.2	<0.1	<0.05	<0.005	<1	<0.5	<0.5		
BLK	<0.001	<0.1	<1	<0.01	<1	<0.001	<0.01	0.005	<0.01	<0.1	<0.1	<1	<0.1	<0.1	<0.1	<0.1	<1	<1	<0.1	<0.1	0.3	<0.1	<0.05	<0.005	1	<0.5	<0.5		
BLK	<0.001	<0.1	<1	<0.01	<1	<0.001	<0.01	<0.001	<0.01	<0.1	<0.1	<1	<0.1	<0.1	<0.1	<0.1	<1	<1	0.1	<0.1	0.3	<0.1	<0.05	<0.005	2	<0.5	<0.5		
BLK																													
BLK																													
BLK	<0.001	<0.1	<1	<0.01	<1	0.001	<0.01	<0.001	<0.01	<0.1	<0.1	<1	<0.1	<0.1	<0.1	<0.1	<1	<1	<0.1	<0.1	0.2	<0.1	<0.05	<0.005	<1	<0.5	<0.5		
BLK																												<0.01	
BLK																													
BLK																													
BLK																												<0.01	
BLK																												<0.01	
BLK																												<0.01	
BLK																													
BLK																													
BLK																													
BLK																													
BLK																													
Mean	#DIV/0!	#DIV/0!	#DIV/0!	#DIV/0!	#DIV/0!	#DIV/0!	#DIV/0!	#DIV/0!	#DIV/0!	#DIV/0!	#DIV/0!	#DIV/0!	#DIV/0!	#DIV/0!	#DIV/0!	#DIV/0!	#DIV/0!	#DIV/0!	#DIV/0!	#DIV/0!	#DIV/0!	#DIV/0!	#DIV/0!	#DIV/0!	#DIV/0!	#DIV/0!	#DIV/0!	#DIV/0!	#DIV/0!
Standard Deviation	0.00	0.00	0.00	0.00	0.00	0.00	0.00	0.00	0.00	0.00	0.00	0.00	0.00	0.00	0.00	0.00	0.00	0.00	0.00	0.00	0.00	0.00	0.00	0.00	0.00	0.00	0.00	0.00	#DIV/0!
%RSD	#DIV/0!	#DIV/0!	#DIV/0!	#DIV/0!	#DIV/0!	#DIV/0!	#DIV/0!	#DIV/0!	#DIV/0!	#DIV/0!	#DIV/0!	#DIV/0!	#DIV/0!	#DIV/0!	#DIV/0!	#DIV/0!	#DIV/0!	#DIV/0!	#DIV/0!	#DIV/0!	#DIV/0!	#DIV/0!	#DIV/0!	#DIV/0!	#DIV/0!	#DIV/0!	#DIV/0!	#DIV/0!	#DIV/0!
Prep Wash																													
ROCK-WHI	0.039	13.9	3	0.53	975	0.228	6.70	3.404	1.77	0.3	53.4	26	0.9	16.1	5.6	0.4	1	7	2.6	<0.1	41.6	1.8	<0.05	<0.005	<1	<0.5	<0.5	0.01	
ROCK-WHI	0.045	14.4	2	0.51	874	0.234	6.65	3.526	1.83	0.3	55.6	28	0.9	16.0	6.0	0.4	1	7	2.7	<0.1	39.2	1.8	<0.05	<0.005	<1	<0.5	<0.5	<0.01	
Percent Difference	14%	4%	40%	4%	11%	3%	1%	4%	3%	0%	4%	7%	0%	1%	7%	0%	0%	0%	4%	#VALUE!	6%	0%	#VALUE!	#VALUE!	#VALUE!	#VALUE!	#VALUE!	#VALUE!	

Bureau Veritas Commodities Canada Ltd. **Final Report**

Client: Goldstrike Resources Ltd.
File Created: 18-Oct-2018
Job Number: WHI18000583
Number of Samples: 50
Project: LUC
Shipment ID: DDLS-18-10
P.O. Number:
Received: 07-Aug-2018

	Method	WGHT	FA350	MA200	MA200	MA200	MA200	MA200	MA200	MA200	MA200	MA200	MA200	MA200	MA200	MA200	MA200	MA200	MA200	MA200	MA200	MA200	MA200	MA200	MA200	MA200	MA200	MA200	MA200	MA200	MA200	MA200	MA200	MA200	MA200	MA200	MA200	MA200	MA200	MA200	MA200	MA200	MA200	MA200	MA200	MA200	MA200	MA200	AQ200	
	Analyte	Wgt	Au	Mo	Cu	Pb	Zn	Ag	Ni	Co	Mn	Fe	As	U	Th	Sr	Cd	Sb	Bi	V	Ca	P	La	Cr	Mg	Ba	Ti	Al	Na	K	W	Zr	Ce	Sn	Y	Nb	Ta	Be	Sc	Li	S	Rb	Hf	In	Re	Se	Te	Tl	Hg	
	Unit	KG	PPB	PPM	PPM	PPM	PPM	PPM	PPM	PPM	PPM	%	PPM	PPM	PPM	PPM	PPM	PPM	PPM	PPM	%	%	PPM	PPM	%	PPM	%	%	%	%	PPM	PPM	PPM	PPM	PPM	PPM	PPM	PPM	PPM	PPM	%	PPM	PPM	PPM	PPM	PPM	PPM	PPM	PPM	
	MDL	0.01	2	0.1	0.1	0.1	1	0.1	0.1	0.2	1	0.01	1	0.1	0.1	1	0.1	0.1	0.1	1	0.01	0.001	0.1	1	0.01	1	0.001	0.01	0.001	0.01	0.1	0.1	1	0.1	0.1	0.1	0.1	1	1	0.1	0.1	0.1	0.1	0.05	0.005	1	0.5	0.5	0.01	
Sample	**Type**																																																	
Pulp Duplicates																																																		
1473105	Drill Core	4.35	1387	4.6	4.2	6.0	85	2.2	11.6	11.7	785	4.73	6	1.0	2.0	158	0.4	2.2	<0.1	49	0.45	0.045	10.4	9	0.08	274	0.233	7.39	0.041	1.68	10.0	7.6	22	0.5	4.4	2.7	0.2	<1	15	41.1	<0.1	17.6	0.3	<0.05	<0.005	<1	<0.5	<0.5	0.20	
1473105	REP			4.1	3.7	5.6	84	0.7	11.6	11.9	768	4.88	7	1.0	2.2	162	0.2	2.4	<0.1	50	0.44	0.048	10.5	9	0.08	277	0.228	7.55	0.046	1.72	9.9	8.1	21	0.6	4.5	2.7	0.2	<1	15	43.4	<0.1	17.4	0.3	<0.05	<0.005	<1	<0.5	<0.5		
Percent Difference			#VALUE!	11%	13%	7%	1%	103%	0%	2%	2%	3%	15%	0%	10%	3%	67%	9%	#VALUE!	2%	2%	6%	1%	0%	0%	1%	2%	2%	11%	2%	1%	6%	5%	18%	2%	0%	0%	#VALUE!	0%	5%	#VALUE!	1%	0%	#VALUE!	#VALUE!	#VALUE!	#VALUE!	#VALUE!	#VALUE!	
1473131	Drill Core	4.69	13	0.3	48.6	6.7	77	<0.1	12.7	20.0	828	5.33	6	0.3	0.9	187	0.1	1.3	<0.1	224	2.49	0.048	4.6	34	1.39	398	0.330	8.28	2.838	2.05	2.0	4.0	11	0.4	7.7	1.4	<0.1	1	28	12.9	<0.1	53.0	0.3	<0.05	<0.005	<1	<0.5	<0.5	0.02	
1473131	REP																																																0.02	
Percent Difference			#VALUE!	#VALUE!	#VALUE!	#VALUE!	#VALUE!	#VALUE!	#VALUE!	#VALUE!	#VALUE!	#VALUE!	#VALUE!	#VALUE!	#VALUE!	#VALUE!	#VALUE!	#VALUE!	#VALUE!	#VALUE!	#VALUE!	#VALUE!	#VALUE!	#VALUE!	#VALUE!	#VALUE!	#VALUE!	#VALUE!	#VALUE!	#VALUE!	#VALUE!	#VALUE!	#VALUE!	#VALUE!	#VALUE!	#VALUE!	#VALUE!	#VALUE!	#VALUE!	#VALUE!	#VALUE!	#VALUE!	#VALUE!	#VALUE!	#VALUE!	#VALUE!	#VALUE!	#VALUE!	0%	
1473098	Drill Core	2.70	265	6.8	89.5	304.2	198	0.4	16.7	15.7	955	3.23	48	2.6	4.3	1173	5.8	10.0	<0.1	100	5.55	0.077	18.4	27	0.22	648	0.224	5.70	0.024	1.63	4.4	18.9	34	1.0	11.5	4.1	0.3	2	11	21.1	<0.1	52.6	0.6	<0.05	<0.005	<1	<0.5	<0.5	0.39	
1473098	REP																																																0.40	
Percent Difference			#VALUE!	#VALUE!	#VALUE!	#VALUE!	#VALUE!	#VALUE!	#VALUE!	#VALUE!	#VALUE!	#VALUE!	#VALUE!	#VALUE!	#VALUE!	#VALUE!	#VALUE!	#VALUE!	#VALUE!	#VALUE!	#VALUE!	#VALUE!	#VALUE!	#VALUE!	#VALUE!	#VALUE!	#VALUE!	#VALUE!	#VALUE!	#VALUE!	#VALUE!	#VALUE!	#VALUE!	#VALUE!	#VALUE!	#VALUE!	#VALUE!	#VALUE!	#VALUE!	#VALUE!	#VALUE!	#VALUE!	#VALUE!	#VALUE!	#VALUE!	#VALUE!	#VALUE!	#VALUE!	3%	
1473096	Drill Core	4.93	2	0.7	15.7	5.8	75	0.1	9.8	16.5	685	4.22	10	1.5	3.7	231	0.2	1.1	<0.1	126	5.58	0.119	14.3	19	0.39	2662	0.459	7.62	1.615	1.82	0.5	8.8	29	1.5	10.1	9.1	0.5	2	13	16.8	<0.1	63.5	0.4	<0.05	<0.005	1	<0.5	0.6	0.05	
1473096	REP		2																																															
Percent Difference			0%	#VALUE!	#VALUE!	#VALUE!	#VALUE!	#VALUE!	#VALUE!	#VALUE!	#VALUE!	#VALUE!	#VALUE!	#VALUE!	#VALUE!	#VALUE!	#VALUE!	#VALUE!	#VALUE!	#VALUE!	#VALUE!	#VALUE!	#VALUE!	#VALUE!	#VALUE!	#VALUE!	#VALUE!	#VALUE!	#VALUE!	#VALUE!	#VALUE!	#VALUE!	#VALUE!	#VALUE!	#VALUE!	#VALUE!	#VALUE!	#VALUE!	#VALUE!	#VALUE!	#VALUE!	#VALUE!	#VALUE!	#VALUE!	#VALUE!	#VALUE!	#VALUE!	#VALUE!	#VALUE!	#VALUE!	
1473130	Drill Core	4.91	16	0.9	46.5	6.7	76	<0.1	12.4	20.6	943	5.19	4	0.3	0.8	187	<0.1	0.5	<0.1	198	2.52	0.040	4.1	32	1.10	245	0.277	8.37	3.208	1.78	2.6	4.6	10	0.5	9.6	1.5	0.1	1	25	10.2	<0.1	43.1	0.4	0.06	<0.005	<1	<0.5	<0.5	0.02	
1473130	REP		8																																															
Percent Difference			67%	#VALUE!	#VALUE!	#VALUE!	#VALUE!	#VALUE!	#VALUE!	#VALUE!	#VALUE!	#VALUE!	#VALUE!	#VALUE!	#VALUE!	#VALUE!	#VALUE!	#VALUE!	#VALUE!	#VALUE!	#VALUE!	#VALUE!	#VALUE!	#VALUE!	#VALUE!	#VALUE!	#VALUE!	#VALUE!	#VALUE!	#VALUE!	#VALUE!	#VALUE!	#VALUE!	#VALUE!	#VALUE!	#VALUE!	#VALUE!	#VALUE!	#VALUE!	#VALUE!	#VALUE!	#VALUE!	#VALUE!	#VALUE!	#VALUE!	#VALUE!	#VALUE!	#VALUE!	#VALUE!	#VALUE!	
Preparation Duplicates																																																		
1473093	Drill Core	5.11	<2	2.2	11.2	4.1	89	0.2	15.7	4.3	371	1.18	16	1.5	1.9	363	1.4	0.4	<0.1	57	28.48	0.105	11.2	15	1.02	662	0.123	2.34	0.103	0.69	0.2	7.2	16	0.3	10.7	4.3	0.3	<1	4	6.1	<0.1	27.5	0.3	<0.05	<0.005	3	1.9	<0.5	0.06	
1473093	DUP		2	2.3	11.5	4.1	93	0.2	14.7	4.2	375	1.19	18	1.4	1.9	349	1.4	0.4	<0.1	56	28.19	0.108	10.0	15	1.03	579	0.119	2.35	0.101	0.70	0.2	7.2	16	0.4	9.9	4.2	0.3	1	3	6.0	<0.1	26.1	0.2	<0.05	<0.005	<1	1.8	<0.5	0.05	
Percent Difference			#VALUE!	4%	3%	0%	4%	0%	7%	2%	1%	1%	12%	7%	0%	4%	0%	0%	#VALUE!	2%	1%	3%	11%	0%	1%	13%	3%	0%	2%	1%	0%	0%	0%	29%	8%	2%	0%	#VALUE!	29%	2%	#VALUE!	5%	40%	#VALUE!	#VALUE!	#VALUE!	5%	#VALUE!	18%	
1473127	Drill Core	4.70	3	0.8	48.7	5.7	73	<0.1	13.6	22.1	895	5.39	5	0.3	1.1	172	<0.1	0.6	<0.1	227	2.55	0.044	5.2	40	1.06	202	0.326	8.92	3.528	1.65	1.3	5.7	12	0.5	10.1	1.5	<0.1	1	29	10.2	<0.1	52.1	0.4	<0.05	<0.005	<1	<0.5	<0.5	0.01	
1473127	DUP		5	0.8	47.9	5.6	71	<0.1	13.8	21.7	862	5.27	5	0.3	1.0	173	0.1	0.6	0.1	223	2.46	0.044	4.7	39	1.04	194	0.314	8.67	3.471	1.67	1.1	5.6	12	0.4	9.4	1.4	0.1	<1	28	9.8	<0.1	48.2	0.4	0.06	<0.005	<1	<0.5	<0.5	<0.01	
Percent Difference			50%	0%	2%	2%	3%	#VALUE!	1%	2%	4%	2%	0%	0%	10%	1%	#VALUE!	0%	#VALUE!	2%	4%	0%	10%	3%	2%	4%	4%	3%	2%	1%	17%	2%	0%	22%	7%	7%	#VALUE!	#VALUE!	4%	4%	#VALUE!	8%	0%	#VALUE!	#VALUE!	#VALUE!	#VALUE!	#VALUE!	#VALUE!	
Reference Materials																																																		
STD OREAS25A-4A	STD			2.4	35.4	24.7	46	<0.1	46.3	8.1	505	6.71	9	2.9	16.2	51	<0.1	0.7	0.5	166	0.32	0.048	22.8	115	0.33	150	1.002	9.62	0.151	0.51	1.8	156.0	50	4.1	11.0	20.0	1.5	<1	13	39.6	<0.1	62.7	4.3	0.09	<0.005	2	<0.5	<0.5		
STD OREAS25A-4A	STD			2.4	34.3	23.8	40	<0.1	45.7	7.6	475	6.35	9	2.9	16.2	44	<0.1	0.6	0.3	163	0.28	0.049	19.9	117	0.31	140	0.860	8.46	0.112	0.47	1.8	142.1	41	3.6	9.3	18.7	1.4	<1	12	36.8	<0.1	56.8	4.0	0.07	<0.005	2	<0.5	<0.5		
Mean			#DIV/0!	2.4	34.9	24.3	43.0	#DIV/0!	46.0	7.9	490.0	6.5	9.0	2.9	16.2	47.5	#DIV/0!	0.7	0.4	164.5	0.3	0.0	21.4	116.0	0.3	145.0	0.9	9.0	0.1	0.5	1.8	149.1	45.5	3.9	10.2	19.4	1.5	#DIV/0!	12.5	38.2	#DIV/0!	59.8	4.2	0.1	#DIV/0!	2.0	#DIV/0!	#DIV/0!	#DIV/0!	#DIV/0!
Standard Deviation			0.00	0.00	0.78	0.64	4.24	0.00	0.42	0.35	21.21	0.25	0.00	0.00	0.00	4.95	0.00	0.07	0.14	2.12	0.03	0.00	2.05	1.41	0.01	7.07	0.10	0.82	0.03	0.03	0.00	9.83	6.36	0.35	1.20	0.92	0.07	0.00	0.71	1.98	0.00	4.17	0.21	0.01	0.00	0.00	0.00	0.00	0.00	#DIV/0!
%RSD			#DIV/0!	0%	2%	3%	10%	#DIV/0!	1%	5%	4%	4%	0%	0%	0%	10%	#DIV/0!	11%	35%	1%	9%	1%	10%	1%	4%	5%	11%	9%	21%	6%	0%	7%	14%	9%	12%	5%	5%	#DIV/0!	6%	5%	#DIV/0!	7%	5%	18%	#DIV/0!	0%	#DIV/0!	#DIV/0!	#DIV/0!	#DIV/0!
STD DS11	STD																																																0.27	
STD DS11	STD																																																0.25	
Mean			#DIV/0!	#DIV/0!	#DIV/0!	#DIV/0!	#DIV/0!	#DIV/0!	#DIV/0!	#DIV/0!	#DIV/0!	#DIV/0!	#DIV/0!	#DIV/0!	#DIV/0!	#DIV/0!	#DIV/0!	#DIV/0!	#DIV/0!	#DIV/0!	#DIV/0!	#DIV/0!	#DIV/0!	#DIV/0!	#DIV/0!	#DIV/0!	#DIV/0!	#DIV/0!	#DIV/0!	#DIV/0!	#DIV/0!	#DIV/0!	#DIV/0!	#DIV/0!	#DIV/0!	#DIV/0!	#DIV/0!	#DIV/0!	#DIV/0!	#DIV/0!	#DIV/0!	#DIV/0!	#DIV/0!	#DIV/0!	#DIV/0!	#DIV/0!	#DIV/0!	#DIV/0!	0.3	#DIV/0!
Standard Deviation			0.00	0.00	0.00	0.00	0.00	0.00	0.00	0.00	0.00	0.00	0.00	0.00	0.00	0.00	0.00	0.00	0.00	0.00	0.00	0.00	0.00	0.00	0.00	0.00	0.00	0.00	0.00	0.00	0.00	0.00	0.00	0.00	0.00	0.00	0.00	0.00	0.00	0.00	0.00	0.00	0.00	0.00	0.00	0.00	0.00	0.00	0.01	#DIV/0!
%RSD			#DIV/0!	#DIV/0!	#DIV/0!	#DIV/0!	#DIV/0!	#DIV/0!	#DIV/0!	#DIV/0!	#DIV/0!	#DIV/0!	#DIV/0!	#DIV/0!	#DIV/0!	#DIV/0!	#DIV/0!	#DIV/0!	#DIV/0!	#DIV/0!	#DIV/0!	#DIV/0!	#DIV/0!	#DIV/0!	#DIV/0!	#DIV/0!	#DIV/0!	#DIV/0!	#DIV/0!	#DIV/0!	#DIV/0!	#DIV/0!	#DIV/0!	#DIV/0!	#DIV/0!	#DIV/0!	#DIV/0!	#DIV/0!	#DIV/0!	#DIV/0!	#DIV/0!	#DIV/0!	#DIV/0!	#DIV/0!	#DIV/0!	#DIV/0!	#DIV/0!	#DIV/0!	5%	#DIV/0!
STD OREAS45E	STD			2.2	778.2	18.5	50	0.3	462.8	59.0	570	24.39	18	2.6	13.7	17	0.1	1.1	0.4	316	0.08	0.030	10.9	940	0.15	252	0.537	6.78	0.055	0.33	0.9	95.6	24	1.2	8.0	6.4	0.6	<1	91	7.2	<0.1	21.8	2.8	0.11	<0.005	3	<0.5	<0.5		
STD OREAS45E	STD			2.6	784.6	19.4	43	0.3	471.5	57.5	591	24.88	16	2.8	14.9	17	<0.1	1.1	0.3	331	0.07	0.031	11.9	1049	0.15	249	0.526	6.95	0.054	0.32	1.0	93.6	24	1.3	8.1	6.2	0.5	<1	91	6.3	<0.1	22.1	2.8	0.09	<0.005	3	<0.5	<0.5		
Mean			#DIV/0!	2.4	781.4	19.0	46.5	0.3	467.2	58.3	580.5	24.6	17.0	2.7	14.3	17.0	0.1	1.1	0.4	323.5	0.1	0.0	11.4	994.5	0.2	250.5	0.5	6.9	0.1	0.3	1.0	94.6	24.0	1.3	8.1	6.3	0.6	#DIV/0!	91.0	6.8	#DIV/0!	22.0	2.8	0.1	#DIV/0!	3.0	#DIV/0!	#DIV/0!	#DIV/0!	#DIV/0!
Standard Deviation			0.00	0.28	4.53	0.64	4.95	0.00	6.15	1.06	14.85	0.35	1.41	0.14	0.85	0.00	0.07	0.00	0.07	10.61	0.01	0.00	0.71	77.07	0.00	2.12	0.01	0.12	0.00	0.01	0.07	1.41	0.00	0.07	0.07	0.14	0.07	0.00	0.00	0.64	0.00	0.21	0.00	0.01	0.00	0.00	0.00	0.00	0.00	#DIV/0!
%RSD			#DIV/0!	12%	1%	3%	11%	0%	1%	2%	3%	1%	8%	5%	6%	0%	71%	0%	20%	3%	9%	2%	6%	8%	0%	1%	1%	2%	1%	2%	7%	1%	0%	6%	1%	2%	13%	#DIV/0!	0%	9%	#DIV/0!	1%	0%	14%	#DIV/0!	0%	#DIV/0!	#DIV/0!	#DIV/0!	#DIV/0!
STD OREAS45EA	STD																																																0.01	
STD OREAS45EA	STD																																																0.01	
Mean			#DIV/0!	#DIV/0!	#DIV/0!	#DIV/0!	#DIV/0!	#DIV/0!	#DIV/0!	#DIV/0!	#DIV/0!	#DIV/0!	#DIV/0!	#DIV/0!	#DIV/0!	#DIV/0!	#DIV/0!	#DIV/0!	#DIV/0!	#DIV/0!	#DIV/0!	#DIV/0!	#DIV/0!	#DIV/0!	#DIV/0!	#DIV/0!	#DIV/0!	#DIV/0!	#DIV/0!	#DIV/0!	#DIV/0!	#DIV/0!	#DIV/0!	#DIV/0!	#DIV/0!	#DIV/0!	#DIV/0!	#DIV/0!	#DIV/0!	#DIV/0!	#DIV/0!	#DIV/0!	#DIV/0!	#DIV/0!	#DIV/0!	#DIV/0!	#DIV/0!	#DIV/0!	0.0	#DIV/0!
Standard Deviation			0.00	0.00	0.00	0.00	0.00	0.00	0.00	0.00	0.00	0.00	0.00	0.00	0.00	0.00	0.00	0.00	0.00	0.00	0.00	0.00	0.00	0.00	0.00	0.00	0.00	0.00	0.00	0.00	0.00	0.00	0.00	0.00	0.00	0.00	0.00	0.00	0.00	0.00	0.00	0.00	0.00	0.00	0.00	0.00	0.00	0.00	0.00	#DIV/0!
%RSD			#DIV/0!	#DIV/0!	#DIV/0!	#DIV/0!	#DIV/0!	#DIV/0!	#DIV/0!	#DIV/0!	#DIV/0!	#DIV/0!	#DIV/0!	#DIV/0!	#DIV/0!	#DIV/0!	#DIV/0!	#DIV/0!	#DIV/0!	#DIV/0!	#DIV/0!	#DIV/0!	#DIV/0!	#DIV/0!	#DIV/0!	#DIV/0!	#DIV/0!	#DIV/0!	#DIV/0!	#DIV/0!	#DIV/0!	#DIV/0!	#DIV/0!	#DIV/0!	#DIV/0!	#DIV/0!	#DIV/0!	#DIV/0!	#DIV/0!	#DIV/0!	#DIV/0!	#DIV/0!	#DIV/0!	#DIV/0!	#DIV/0!	#DIV/0!	#DIV/0!	#DIV/0!	0%	#DIV/0!
STD OXC145	STD		215																																															
STD OXC145	STD		207																																																	
STD OXC145	STD		213																																																	
Mean			211.7	#DIV/0!	#DIV/0!	#DIV/0!	#DIV/0!	#DIV/0!	#DIV/0!	#DIV/0!	#DIV/0!	#DIV/0!	#DIV/0!	#DIV/0!	#DIV/0!	#DIV/0!	#DIV/0!	#DIV/0!	#DIV/0!	#DIV/0!	#DIV/0!	#DIV/0!	#DIV/0!	#DIV/0!	#DIV/0!	#DIV/0!	#DIV/0!	#DIV/0!	#DIV/0!	#DIV/0!	#DIV/0!	#DIV/0!	#DIV/0!	#DIV/0!	#DIV/0!	#DIV/0!	#DIV/0!	#DIV/0!	#DIV/0!	#DIV/0!	#DIV/0!	#DIV/0!	#DIV/0!	#DIV/0!	#DIV/0!	#DIV/0!	#DIV/0!	#DIV/0!	#DIV/0!	#DIV/0!
Standard Deviation			4.16	0.00	0.00	0.00	0.00	0.00	0.00	0.00	0.00	0.00	0.00	0.00	0.00	0.00	0.00	0.00	0.00	0.00	0.00	0.00	0.00	0.00	0.00	0.00	0.00	0.00	0.00	0.00	0.00	0.00	0.00	0.00	0.00	0.00	0.00	0.00	0.00	0.00	0.00	0.00	0.00	0.00	0.00	0.00	0.00	0.00	0.00	#DIV/0!
%RSD			2%	#DIV/0!	#DIV/0!	#DIV/0!	#DIV/0!	#DIV/0!	#DIV/0!	#DIV/0!	#DIV/0!	#DIV/0!	#DIV/0!	#DIV/0!	#DIV/0!	#DIV/0!	#DIV/0!	#DIV/0!	#DIV/0!	#DIV/0!	#DIV/0!	#DIV/0!	#DIV/0!	#DIV/0!	#DIV/0!	#DIV/0!	#DIV/0!	#DIV/0!	#DIV/0!	#DIV/0!	#DIV/0!	#DIV/0!	#DIV/0!	#DIV/0!	#DIV/0!	#DIV/0!	#DIV/0!	#DIV/0!	#DIV/0!	#DIV/0!	#DIV/0!	#DIV/0!	#DIV/0!	#DIV/0!	#DIV/0!	#DIV/0!	#DIV/0!	#DIV/0!	#DIV/0!	#DIV/0!
STD OXH139	STD		1313																																															
STD OXH139	STD		1326																																																	
STD OXH139	STD		1307																																																	
Mean			1315.3	#DIV/0!	#DIV/0!	#DIV/0!	#DIV/0!	#DIV/0!	#DIV/0!	#DIV/0!	#DIV/0!	#DIV/0!	#DIV/0!	#DIV/0!	#DIV/0!	#DIV/0!	#DIV/0!	#DIV/0!	#DIV/0!	#DIV/0!	#DIV/0!	#DIV/0!	#DIV/0!	#DIV/0!	#DIV/0!	#DIV/0!	#DIV/0!	#DIV/0!	#DIV/0!	#DIV/0!	#DIV/0!	#DIV/0!	#DIV/0!	#DIV/0!	#DIV/0!	#DIV/0!	#DIV/0!	#DIV/0!	#DIV/0!	#DIV/0!	#DIV/0!	#DIV/0!	#DIV/0!	#DIV/0!	#DIV/0!	#DIV/0!	#DIV/0!	#DIV/0!	#DIV/0!	#DIV/0!
Standard Deviation			9.71	0.00	0.00	0.00	0.00	0.00	0.00	0.00	0.00	0.00	0.00	0.00	0.00	0.00	0.00	0.00	0.00	0.00	0.00	0.00	0.00	0.00	0.00	0.00	0.00	0.00	0.00	0.00	0.00	0.00	0.00	0.00	0.00	0.00	0.00	0.00	0.00	0.00	0.00	0.00	0.00	0.00	0.00	0.00	0.00	0.00	0.00	#DIV/0!
%RSD			1%	#DIV/0!	#DIV/0!	#DIV/0!	#DIV/0!	#DIV/0!	#DIV/0!	#DIV/0!	#DIV/0!	#DIV/0!	#DIV/0!	#DIV/0!	#DIV/0!	#DIV/0!	#DIV/0!	#DIV/0!	#DIV/0!	#DIV/0!	#DIV/0!	#DIV/0!	#DIV/0!	#DIV/0!	#DIV/0!	#DIV/0!	#DIV/0!	#DIV/0!	#DIV/0!	#DIV/0!	#DIV/0!	#DIV/0!	#DIV/0!	#DIV/0!	#DIV/0!	#DIV/0!	#DIV/0!	#DIV/0!	#DIV/0!	#DIV/0!	#DIV/0!	#DIV/0!	#DIV/0!	#DIV/0!	#DIV/0!	#DIV/0!	#DIV/0!	#DIV/0!	#DIV/0!	#DIV/0!
BLK	BLK			<0.1	0.2	<0.1	<1	<0.1	<0.1	<0.2	<1	<0.01	<1	<0.1	<0.1	<1	<0.1	<0.1	<0.1	<1	<0.01	<0.001	<0.1	<1	<0.01	<1	<0.001	<0.01	<0.001	<0.01	<0.1	<0.1	<1	<0.1	<0.1	<0.1	<0.1	<1	<1	<0.1	<0.1	0.1	<0.1	<0.05	<0.005	<1	<0.5	<0.5		
BLK	BLK			<0.1	0.2	<0.1	<1	<0.1	<0.1	<0.2	<1	<0.01	<1	<0.1	<0.1	<1	<0.1	<0.1	<0.1	<1	<0.01	<0.001	<0.1	<1	<0.01	<1	<0.001	<0.01	0.004	<0.01	<0.1	<0.1	<1	<0.1	<0.1	<0.1	<0.1	<1	<1	<0.1	<0.1	0.1	<0.1	<0.05	<0.005	1	<0.5	<0.5		
BLK	BLK																																																<0.01	
BLK	BLK																																																<0.01	
BLK	BLK		<2																																															
BLK	BLK		<2																																															
BLK	BLK		5																																															
BLK	BLK		<2																																															
BLK	BLK		<2																																															
BLK	BLK		<2																																															
Mean			5.0	#DIV/0!	0.2	#DIV/0!	#DIV/0!	#DIV/0!	#DIV/0!	#DIV/0!	#DIV/0!	#DIV/0!	#DIV/0!	#DIV/0!	#DIV/0!	#DIV/0!	#DIV/0!	#DIV/0!	#DIV/0!	#DIV/0!	#DIV/0!	#DIV/0!	#DIV/0!	#DIV/0!	#DIV/0!	#DIV/0!	#DIV/0!	#DIV/0!	0.0	#DIV/0!	#DIV/0!	#DIV/0!	#DIV/0!	#DIV/0!	#DIV/0!	#DIV/0!	#DIV/0!	#DIV/0!	#DIV/0!	#DIV/0!	#DIV/0!	0.1	#DIV/0!	#DIV/0!	#DIV/0!	1.0	#DIV/0!	#DIV/0!	#DIV/0!	#DIV/0!
Standard Deviation			1.58	0.00	0.08	0.00	0.00	0.00	0.00	0.00	0.00	0.00	0.00	0.00	0.00	0.00	0.00	0.00	0.00	0.00	0.00	0.00	0.00	0.00	0.00	0.00	0.00	0.00	0.00	0.00	0.00	0.00	0.00	0.00	0.00	0.00	0.00	0.00	0.00	0.00	0.00	0.04	0.00	0.00	0.00	0.32	0.00	0.00	0.00	#DIV/0!
%RSD			32%	#DIV/0!	42%	#DIV/0!	#DIV/0!	#DIV/0!	#DIV/0!	#DIV/0!	#DIV/0!	#DIV/0!	#DIV/0!	#DIV/0!	#DIV/0!	#DIV/0!	#DIV/0!	#DIV/0!	#DIV/0!	#DIV/0!	#DIV/0!	#DIV/0!	#DIV/0!	#DIV/0!	#DIV/0!	#DIV/0!	#DIV/0!	#DIV/0!	32%	#DIV/0!	#DIV/0!	#DIV/0!	#DIV/0!	#DIV/0!	#DIV/0!	#DIV/0!	#DIV/0!	#DIV/0!	#DIV/0!	#DIV/0!	#DIV/0!	42%	#DIV/0!	#DIV/0!	#DIV/0!	32%	#DIV/0!	#DIV/0!	#DIV/0!	#DIV/0!
Prep Wash																																																		
ROCK-WHI	Prep Blanl		<2	1.2	2.9	3.6	42	<0.1	1.0	3.9	695	2.10	4	1.3	3.0	189	<0.1	0.4	<0.1	35	1.43	0.042	13.2	3	0.53	889	0.215	6.90	3.690	1.74	0.3	52.7	25	0.7	15.5	5.5	0.4	<1	7	2.3	<0.1	34.9	1.8	<0.05	<0.005	2	<0.5	<0.5	<0.01	
ROCK-WHI	Prep Blanl		<2	1.2	6.3	3.0	39	<0.1	1.1	4.2	696	2.03	3	1.3	2.9	184	<0.1	0.3	<0.1	33	1.45	0.039	12.1	3	0.51	832	0.211	6.64	3.542	1.79	0.2	53.7	24	0.8	15.1	5.2	0.3	1	7	2.3	<0.1	34.5	1.6	<0.05	<0.005	<1	<0.5	<0.5	<0.01	
Percent Difference			#VALUE!	0%	74%	18%	7%	#VALUE!	10%	7%	0%	3%	29%	0%	3%	3%	#VALUE!	29%	#VALUE!	6%	1%	7%	9%	0%	4%	7%	2%	4%	4%	3%	40%	2%	4%	13%	3%	6%	29%	#VALUE!	0%	0%	#VALUE!	1%	12%	#VALUE!	#VALUE!	#VALUE!	#VALUE!	#VALUE!	#VALUE!	

Bureau Veritas Commodities Canada Ltd. Final Report

Client: Goldstrike Resources Ltd.
File Created: 18-Oct-2018
Job Number: WHI18000584
Number of Samples: 138
Project: LUC
Shipment ID: DDLS-18-10
P.O. Number:
Received: 07-Aug-2018

Method		WGHT	FA350	MA200	MA200	MA200	MA200	MA200	MA200	MA200	MA200	MA200	MA200	MA200	MA200	MA200	MA200	MA200	MA200	MA200	MA200	MA200	MA200	MA200	MA200	MA200	MA200	MA200	MA200	MA200	MA200	MA200	MA200	MA200	MA200	MA200	MA200	MA200	MA200	MA200	MA200	MA200	MA200	MA200	MA200	MA200	MA200	MA200	AQ200	
Analyte		Wgt	Au	Mo	Cu	Pb	Zn	Ag	Ni	Co	Mn	Fe	As	U	Th	Sr	Cd	Sb	Bi	V	Ca	P	La	Cr	Mg	Ba	Ti	Al	Na	K	W	Zr	Ce	Sn	Y	Nb	Ta	Be	Sc	Li	S	Rb	Hf	In	Re	Se	Te	Tl	Hg	
Unit		KG	PPB	PPM	PPM	PPM	PPM	PPM	PPM	PPM	PPM	%	PPM	PPM	PPM	PPM	PPM	PPM	PPM	PPM	%	%	PPM	PPM	%	PPM	%	%	%	%	PPM	PPM	PPM	PPM	PPM	PPM	PPM	PPM	PPM	PPM	%	PPM	PPM	PPM	PPM	PPM	PPM	PPM	PPM	
MDL		0.01	2	0.1	0.1	0.1	1	0.1	0.1	0.2	1	0.01	1	0.1	0.1	1	0.1	0.1	0.1	1	0.01	0.001	0.1	1	0.01	1	0.001	0.01	0.001	0.01	0.1	0.1	1	0.1	0.1	0.1	0.1	1	1	0.1	0.1	0.1	0.1	0.05	0.005	1	0.5	0.5	0.01	
Sample	Type																																																	
Pulp Duplicates																																																		
1473147	Drill Core	5.94	80	1.3	17.2	7.9	84	<0.1	7.3	16.1	855	4.26	9	0.8	2.3	134	0.1	1.3	<0.1	130	2.39	0.032	8.1	10	1.27	439	0.190	6.69	1.668	2.98	9.9	3.8	16	0.7	7.6	2.9	0.1	<1	21	11.5	<0.1	49.3	0.2	<0.05	<0.005	<1	<0.5	<0.5	0.04	
1473147	REP																																																0.04	
Percent Difference			#VALUE!	#VALUE!	#VALUE!	#VALUE!	#VALUE!	#VALUE!	#VALUE!	#VALUE!	#VALUE!	#VALUE!	#VALUE!	#VALUE!	#VALUE!	#VALUE!	#VALUE!	#VALUE!	#VALUE!	#VALUE!	#VALUE!	#VALUE!	#VALUE!	#VALUE!	#VALUE!	#VALUE!	#VALUE!	#VALUE!	#VALUE!	#VALUE!	#VALUE!	#VALUE!	#VALUE!	#VALUE!	#VALUE!	#VALUE!	#VALUE!	#VALUE!	#VALUE!	#VALUE!	#VALUE!	#VALUE!	#VALUE!	#VALUE!	#VALUE!	#VALUE!	#VALUE!	#VALUE!	0%	
1473181	Drill Core	4.82	19	2.0	27.2	9.4	60	<0.1	15.4	17.8	991	4.16	10	0.7	3.8	183	0.3	1.0	<0.1	115	4.85	0.049	14.7	58	1.99	806	0.224	6.58	0.758	0.73	3.4	9.6	27	0.8	11.4	3.3	0.2	<1	18	42.8	<0.1	24.3	0.4	<0.05	<0.005	<1	0.7	<0.5	0.03	
1473181	REP																																																0.03	
Percent Difference			#VALUE!	#VALUE!	#VALUE!	#VALUE!	#VALUE!	#VALUE!	#VALUE!	#VALUE!	#VALUE!	#VALUE!	#VALUE!	#VALUE!	#VALUE!	#VALUE!	#VALUE!	#VALUE!	#VALUE!	#VALUE!	#VALUE!	#VALUE!	#VALUE!	#VALUE!	#VALUE!	#VALUE!	#VALUE!	#VALUE!	#VALUE!	#VALUE!	#VALUE!	#VALUE!	#VALUE!	#VALUE!	#VALUE!	#VALUE!	#VALUE!	#VALUE!	#VALUE!	#VALUE!	#VALUE!	#VALUE!	#VALUE!	#VALUE!	#VALUE!	#VALUE!	#VALUE!	#VALUE!	0%	
1473249	Drill Core	5.04	<2	0.3	50.3	6.5	66	<0.1	21.8	27.9	1334	7.00	4	0.7	1.8	274	<0.1	<0.1	<0.1	314	4.44	0.072	8.5	37	2.71	188	0.688	7.26	2.909	0.68	0.3	6.5	18	1.0	23.7	2.6	0.2	<1	25	9.5	0.1	15.0	0.5	0.10	<0.005	<1	<0.5	<0.5	<0.01	
1473249	REP			0.2	52.1	7.1	68	<0.1	22.5	28.4	1310	6.97	4	0.8	1.9	275	<0.1	0.1	<0.1	307	4.39	0.069	8.5	36	2.73	182	0.684	7.44	2.946	0.67	0.3	7.0	18	0.9	24.5	2.8	0.2	1	27	10.4	0.1	15.5	0.5	0.06	<0.005	<1	0.5	<0.5		
Percent Difference			#VALUE!	40%	4%	9%	3%	#VALUE!	3%	2%	2%	0%	0%	13%	5%	0%	#VALUE!	#VALUE!	#VALUE!	2%	1%	4%	0%	3%	1%	3%	1%	2%	1%	1%	0%	7%	0%	11%	3%	7%	0%	#VALUE!	8%	9%	0%	3%	0%	50%	#VALUE!	#VALUE!	#VALUE!	#VALUE!	#VALUE!	
1473262	Drill Core	3.29	2	0.3	163.5	3.2	75	0.1	30.6	48.0	1934	10.16	5	0.5	0.8	210	0.1	0.1	<0.1	327	4.28	0.077	10.1	79	3.54	410	0.818	7.71	2.555	1.02	0.4	8.3	22	1.4	35.3	3.0	0.2	1	33	15.7	0.6	26.9	0.4	0.09	<0.005	<1	0.5	<0.5	<0.01	
1473262	REP		3																																															
Percent Difference			40%	#VALUE!	#VALUE!	#VALUE!	#VALUE!	#VALUE!	#VALUE!	#VALUE!	#VALUE!	#VALUE!	#VALUE!	#VALUE!	#VALUE!	#VALUE!	#VALUE!	#VALUE!	#VALUE!	#VALUE!	#VALUE!	#VALUE!	#VALUE!	#VALUE!	#VALUE!	#VALUE!	#VALUE!	#VALUE!	#VALUE!	#VALUE!	#VALUE!	#VALUE!	#VALUE!	#VALUE!	#VALUE!	#VALUE!	#VALUE!	#VALUE!	#VALUE!	#VALUE!	#VALUE!	#VALUE!	#VALUE!	#VALUE!	#VALUE!	#VALUE!	#VALUE!	#VALUE!	#VALUE!	
1473228	Drill Core	4.90	9	0.6	13.2	4.6	63	<0.1	23.3	25.1	950	5.59	4	0.8	2.2	266	0.2	0.3	<0.1	169	5.49	0.066	11.4	58	2.23	204	0.364	7.61	2.950	1.20	1.4	7.8	23	0.9	16.3	2.1	0.2	1	24	15.7	<0.1	42.0	0.4	0.12	<0.005	<1	<0.5	<0.5	<0.01	
1473228	REP		8																																															
Percent Difference			12%	#VALUE!	#VALUE!	#VALUE!	#VALUE!	#VALUE!	#VALUE!	#VALUE!	#VALUE!	#VALUE!	#VALUE!	#VALUE!	#VALUE!	#VALUE!	#VALUE!	#VALUE!	#VALUE!	#VALUE!	#VALUE!	#VALUE!	#VALUE!	#VALUE!	#VALUE!	#VALUE!	#VALUE!	#VALUE!	#VALUE!	#VALUE!	#VALUE!	#VALUE!	#VALUE!	#VALUE!	#VALUE!	#VALUE!	#VALUE!	#VALUE!	#VALUE!	#VALUE!	#VALUE!	#VALUE!	#VALUE!	#VALUE!	#VALUE!	#VALUE!	#VALUE!	#VALUE!	#VALUE!	
1473168	Drill Core	4.44	63	7.8	47.6	13.2	104	0.3	30.3	27.5	809	6.13	25	2.1	4.2	237	0.2	2.2	0.1	297	2.27	0.058	15.8	37	1.12	1031	0.491	6.42	0.031	2.40	9.5	7.9	30	1.2	11.7	2.6	0.2	2	22	20.1	0.3	49.6	0.3	<0.05	<0.005	3	<0.5	<0.5	0.12	
1473168	REP			8.3	49.2	13.5	110	0.3	28.3	27.9	794	5.95	26	2.2	3.9	221	0.3	2.2	0.1	292	2.23	0.054	17.1	36	1.09	1065	0.527	6.21	0.030	2.34	9.5	8.5	32	1.1	12.6	2.7	0.1	2	22	20.2	0.3	51.6	0.4	0.09	<0.005	1	<0.5	<0.5		
Percent Difference			#VALUE!	6%	3%	2%	6%	0%	7%	1%	2%	3%	4%	5%	7%	7%	40%	0%	0%	2%	2%	7%	8%	3%	3%	3%	7%	3%	3%	3%	0%	7%	6%	9%	7%	4%	67%	0%	0%	0%	0%	4%	29%	#VALUE!	#VALUE!	100%	#VALUE!	#VALUE!	#VALUE!	
1473251	Rock Pulp	0.06	307	192.5	1844.4	42.1	279	0.6	37.5	14.0	731	4.18	16	0.7	1.8	256	1.2	2.0	0.3	117	2.52	0.055	9.5	56	1.29	563	0.373	6.28	2.206	0.85	8.6	31.6	19	1.9	14.7	4.2	0.3	<1	14	15.0	0.3	19.8	1.0	0.14	0.087	<1	<0.5	<0.5	0.09	
1473251	REP																																																0.09	
Percent Difference			#VALUE!	#VALUE!	#VALUE!	#VALUE!	#VALUE!	#VALUE!	#VALUE!	#VALUE!	#VALUE!	#VALUE!	#VALUE!	#VALUE!	#VALUE!	#VALUE!	#VALUE!	#VALUE!	#VALUE!	#VALUE!	#VALUE!	#VALUE!	#VALUE!	#VALUE!	#VALUE!	#VALUE!	#VALUE!	#VALUE!	#VALUE!	#VALUE!	#VALUE!	#VALUE!	#VALUE!	#VALUE!	#VALUE!	#VALUE!	#VALUE!	#VALUE!	#VALUE!	#VALUE!	#VALUE!	#VALUE!	#VALUE!	#VALUE!	#VALUE!	#VALUE!	#VALUE!	#VALUE!	0%	
1473216	Drill Core	5.34	3	0.3	21.9	5.4	46	<0.1	14.8	19.2	885	4.43	8	0.7	3.7	147	<0.1	0.4	<0.1	134	3.25	0.058	9.5	43	1.78	347	0.487	6.89	2.005	0.98	0.4	6.3	23	1.3	13.7	6.5	0.4	<1	17	14.5	<0.1	26.2	0.3	<0.05	<0.005	<1	<0.5	<0.5	0.06	
1473216	REP																																																0.06	
Percent Difference			#VALUE!	#VALUE!	#VALUE!	#VALUE!	#VALUE!	#VALUE!	#VALUE!	#VALUE!	#VALUE!	#VALUE!	#VALUE!	#VALUE!	#VALUE!	#VALUE!	#VALUE!	#VALUE!	#VALUE!	#VALUE!	#VALUE!	#VALUE!	#VALUE!	#VALUE!	#VALUE!	#VALUE!	#VALUE!	#VALUE!	#VALUE!	#VALUE!	#VALUE!	#VALUE!	#VALUE!	#VALUE!	#VALUE!	#VALUE!	#VALUE!	#VALUE!	#VALUE!	#VALUE!	#VALUE!	#VALUE!	#VALUE!	#VALUE!	#VALUE!	#VALUE!	#VALUE!	#VALUE!	0%	
1473202	Drill Core	2.77	2	0.6	44.1	4.6	65	<0.1	13.0	21.5	909	4.76	6	0.9	4.8	153	<0.1	0.3	<0.1	143	3.65	0.055	14.3	49	1.41	288	0.311	6.97	2.810	1.01	0.8	10.4	26	1.9	19.6	3.6	0.3	<1	21	9.4	<0.1	33.5	0.4	0.08	<0.005	<1	<0.5	<0.5	0.04	
1473202	REP			0.6	45.3	4.7	65	<0.1	12.8	20.7	913	4.70	5	0.8	4.5	148	<0.1	0.4	<0.1	142	3.58	0.053	12.7	48	1.37	271	0.302	6.80	2.765	1.09	0.9	9.7	27	1.9	20.8	3.8	0.3	2	20	9.5	<0.1	33.7	0.4	0.05	<0.005	<1	<0.5	<0.5		
Percent Difference			#VALUE!	0%	3%	2%	0%	#VALUE!	2%	4%	0%	1%	18%	12%	6%	3%	#VALUE!	29%	#VALUE!	1%	2%	4%	12%	2%	3%	6%	3%	2%	2%	8%	12%	7%	4%	0%	6%	5%	0%	#VALUE!	5%	1%	#VALUE!	1%	0%	46%	#VALUE!	#VALUE!	#VALUE!	#VALUE!	#VALUE!	
1473274	Drill Core	5.26	6	0.2	31.6	5.6	71	<0.1	22.2	22.0	1283	5.86	7	1.0	3.8	208	0.1	0.4	<0.1	126	3.87	0.078	14.0	54	1.78	592	0.493	7.21	3.237	1.35	0.5	5.8	28	1.0	21.1	6.3	0.4	1	24	12.2	0.2	44.1	0.3	0.07	<0.005	<1	0.7	<0.5	<0.01	
1473274	REP		5																																															
Percent Difference			18%	#VALUE!	#VALUE!	#VALUE!	#VALUE!	#VALUE!	#VALUE!	#VALUE!	#VALUE!	#VALUE!	#VALUE!	#VALUE!	#VALUE!	#VALUE!	#VALUE!	#VALUE!	#VALUE!	#VALUE!	#VALUE!	#VALUE!	#VALUE!	#VALUE!	#VALUE!	#VALUE!	#VALUE!	#VALUE!	#VALUE!	#VALUE!	#VALUE!	#VALUE!	#VALUE!	#VALUE!	#VALUE!	#VALUE!	#VALUE!	#VALUE!	#VALUE!	#VALUE!	#VALUE!	#VALUE!	#VALUE!	#VALUE!	#VALUE!	#VALUE!	#VALUE!	#VALUE!	#VALUE!	
1473194	Drill Core	3.70	17	0.2	3.2	4.0	34	<0.1	8.1	10.7	2061	3.62	3	0.3	3.4	161	1.7	0.2	<0.1	103	5.64	0.031	13.1	22	2.52	1704	0.120	5.34	3.749	0.34	3.3	11.2	27	0.7	16.2	1.5	0.1	<1	11	5.5	<0.1	8.1	0.4	<0.05	<0.005	<1	<0.5	<0.5	0.25	
1473194	REP		17																																															
Percent Difference			0%	#VALUE!	#VALUE!	#VALUE!	#VALUE!	#VALUE!	#VALUE!	#VALUE!	#VALUE!	#VALUE!	#VALUE!	#VALUE!	#VALUE!	#VALUE!	#VALUE!	#VALUE!	#VALUE!	#VALUE!	#VALUE!	#VALUE!	#VALUE!	#VALUE!	#VALUE!	#VALUE!	#VALUE!	#VALUE!	#VALUE!	#VALUE!	#VALUE!	#VALUE!	#VALUE!	#VALUE!	#VALUE!	#VALUE!	#VALUE!	#VALUE!	#VALUE!	#VALUE!	#VALUE!	#VALUE!	#VALUE!	#VALUE!	#VALUE!	#VALUE!	#VALUE!	#VALUE!	#VALUE!	
1473237	Drill Core	5.30	2	2.2	12.2	8.3	52	<0.1	16.3	21.1	966	4.58	3	1.1	3.1	355	<0.1	<0.1	<0.1	133	4.29	0.058	11.7	45	2.53	260	0.353	7.77	3.237	0.77	0.2	7.4	24	1.0	16.6	2.4	0.2	1	20	12.1	<0.1	17.7	0.4	0.10	<0.005	<1	0.6	<0.5	<0.01	
1473237	REP			1.8	11.9	8.3	52	<0.1	17.2	20.9	975	4.75	2	1.1	3.1	367	<0.1	<0.1	<0.1	144	4.45	0.060	11.2	45	2.62	269	0.374	8.01	3.329	0.81	0.3	7.6	24	1.1	16.8	2.6	0.2	<1	21	12.1	<0.1	18.0	0.4	0.10	<0.005	<1	<0.5	<0.5		
Percent Difference			#VALUE!	20%	2%	0%	0%	#VALUE!	5%	1%	1%	4%	40%	0%	0%	3%	#VALUE!	#VALUE!	#VALUE!	8%	4%	3%	4%	0%	3%	3%	6%	3%	3%	5%	40%	3%	0%	10%	1%	8%	0%	#VALUE!	5%	0%	#VALUE!	2%	0%	0%	#VALUE!	#VALUE!	#VALUE!	#VALUE!	#VALUE!	
1473160	Drill Core	5.04	3	4.2	51.8	8.3	91	<0.1	19.7	29.0	1282	6.99	5	0.7	1.8	167	0.2	1.6	<0.1	317	3.52	0.067	8.5	40	1.75	580	0.766	6.89	2.515	1.79	2.8	8.2	19	1.5	17.1	3.9	0.2	2	30	8.0	0.1	53.4	0.5	0.07	<0.005	<1	0.7	<0.5	0.02	
1473160	REP		4																																															
Percent Difference			29%	#VALUE!	#VALUE!	#VALUE!	#VALUE!	#VALUE!	#VALUE!	#VALUE!	#VALUE!	#VALUE!	#VALUE!	#VALUE!	#VALUE!	#VALUE!	#VALUE!	#VALUE!	#VALUE!	#VALUE!	#VALUE!	#VALUE!	#VALUE!	#VALUE!	#VALUE!	#VALUE!	#VALUE!	#VALUE!	#VALUE!	#VALUE!	#VALUE!	#VALUE!	#VALUE!	#VALUE!	#VALUE!	#VALUE!	#VALUE!	#VALUE!	#VALUE!	#VALUE!	#VALUE!	#VALUE!	#VALUE!	#VALUE!	#VALUE!	#VALUE!	#VALUE!	#VALUE!	#VALUE!	
Preparation Duplicates																																																		
1473160	Drill Core	5.04	3	4.2	51.8	8.3	91	<0.1	19.7	29.0	1282	6.99	5	0.7	1.8	167	0.2	1.6	<0.1	317	3.52	0.067	8.5	40	1.75	580	0.766	6.89	2.515	1.79	2.8	8.2	19	1.5	17.1	3.9	0.2	2	30	8.0	0.1	53.4	0.5	0.07	<0.005	<1	0.7	<0.5	0.02	
1473160	DUP		6	3.9	49.0	7.8	91	<0.1	18.3	27.2	1219	6.81	5	0.6	1.9	151	<0.1	1.3	0.1	305	3.38	0.063	9.2	36	1.66	567	0.740	6.62	2.401	1.64	2.6	7.6	18	1.2	15.4	3.3	0.2	<1	27	7.4	0.1	52.0	0.4	0.07	<0.005	<1	<0.5	<0.5	0.02	
Percent Difference			67%	7%	6%	6%	0%	#VALUE!	7%	6%	5%	3%	0%	15%	5%	10%	#VALUE!	21%	#VALUE!	4%	4%	6%	8%	11%	5%	2%	3%	4%	5%	9%	7%	8%	5%	22%	10%	17%	0%	#VALUE!	11%	8%	0%	3%	22%	0%	#VALUE!	#VALUE!	#VALUE!	#VALUE!	0%	
1473194	Drill Core	3.70	17	0.2	3.2	4.0	34	<0.1	8.1	10.7	2061	3.62	3	0.3	3.4	161	1.7	0.2	<0.1	103	5.64	0.031	13.1	22	2.52	1704	0.120	5.34	3.749	0.34	3.3	11.2	27	0.7	16.2	1.5	0.1	<1	11	5.5	<0.1	8.1	0.4	<0.05	<0.005	<1	<0.5	<0.5	0.25	
1473194	DUP		18	0.3	3.7	4.0	38	0.1	8.2	10.3	2052	3.60	4	0.3	3.7	171	1.7	0.2	<0.1	99	5.60	0.031	14.8	24	2.47	1665	0.117	5.32	3.698	0.37	3.0	11.6	25	0.8	15.7	1.7	0.1	<1	11	5.6	<0.1	8.5	0.4	<0.05	<0.005	<1	1.1	<0.5	0.30	
Percent Difference			6%	40%	14%	0%	11%	#VALUE!	1%	4%	0%	1%	29%	0%	8%	6%	0%	0%	#VALUE!	4%	1%	0%	12%	9%	2%	2%	3%	0%	1%	8%	10%	4%	8%	13%	3%	13%	0%	#VALUE!	0%	2%	#VALUE!	5%	0%	#VALUE!	#VALUE!	#VALUE!	#VALUE!	#VALUE!	18%	
1473228	Drill Core	4.90	9	0.6	13.2	4.6	63	<0.1	23.3	25.1	950	5.59	4	0.8	2.2	266	0.2	0.3	<0.1	169	5.49	0.066	11.4	58	2.23	204	0.364	7.61	2.950	1.20	1.4	7.8	23	0.9	16.3	2.1	0.2	1	24	15.7	<0.1	42.0	0.4	0.12	<0.005	<1	<0.5	<0.5	<0.01	
1473228	DUP		16	0.5	14.3	4.7	66	<0.1	23.2	25.7	954	5.68	4	0.9	2.3	254	0.2	0.3	<0.1	174	5.48	0.069	11.3	60	2.31	212	0.366	7.59	2.889	1.25	1.3	7.6	24	1.0	16.2	1.9	0.1	1	25	17.4	0.1	41.8	0.5	0.09	<0.005	<1	0.8	<0.5	<0.01	
Percent Difference			56%	18%	8%	2%	5%	#VALUE!	0%	2%	0%	2%	0%	12%	4%	5%	0%	0%	#VALUE!	3%	0%	4%	1%	3%	4%	4%	1%	0%	2%	4%	7%	3%	4%	11%	1%	10%	67%	0%	4%	10%	#VALUE!	0%	22%	29%	#VALUE!	#VALUE!	#VALUE!	#VALUE!	#VALUE!	
1473262	Drill Core	3.29	2	0.3	163.5	3.2	75	0.1	30.6	48.0	1934	10.16	5	0.5	0.8	210	0.1	0.1	<0.1	327	4.28	0.077	10.1	79	3.54	410	0.818	7.71	2.555	1.02	0.4	8.3	22	1.4	35.3	3.0	0.2	1	33	15.7	0.6	26.9	0.4	0.09	<0.005	<1	0.5	<0.5	<0.01	
1473262	DUP		2	0.3	162.5	3.3	75	0.1	31.8	47.9	1919	10.34	6	0.5	0.8	195	0.2	0.1	<0.1	335	4.36	0.079	10.0	83	3.61	391	0.796	7.49	2.402	0.97	0.4	8.5	21	1.3	34.8	2.9	0.2	<1	33	15.5	0.6	26.0	0.5	0.06	<0.005	<1	1.3	<0.5	<0.01	
Percent Difference			0%	0%	1%	3%	0%	0%	4%	0%	1%	2%	18%	0%	0%	7%	67%	0%	#VALUE!	2%	2%	3%	1%	5%	2%	5%	3%	3%	6%	5%	0%	2%	5%	7%	1%	3%	0%	#VALUE!	0%	1%	0%	3%	22%	40%	#VALUE!	#VALUE!	89%	#VALUE!	#VALUE!	
Reference Materials																																																		
STD DS11	STD																																																0.25	
STD DS11	STD																																																0.29	
STD DS11	STD																																																0.24	
STD DS11	STD																																																0.28	
Mean			#DIV/0!	#DIV/0!	#DIV/0!	#DIV/0!	#DIV/0!	#DIV/0!	#DIV/0!	#DIV/0!	#DIV/0!	#DIV/0!	#DIV/0!	#DIV/0!	#DIV/0!	#DIV/0!	#DIV/0!	#DIV/0!	#DIV/0!	#DIV/0!	#DIV/0!	#DIV/0!	#DIV/0!	#DIV/0!	#DIV/0!	#DIV/0!	#DIV/0!	#DIV/0!	#DIV/0!	#DIV/0!	#DIV/0!	#DIV/0!	#DIV/0!	#DIV/0!	#DIV/0!	#DIV/0!	#DIV/0!	#DIV/0!	#DIV/0!	#DIV/0!	#DIV/0!	#DIV/0!	#DIV/0!	#DIV/0!	#DIV/0!	#DIV/0!	#DIV/0!	#DIV/0!	0.3	#DIV/0!
Standard Deviation			0.00	0.00	0.00	0.00	0.00	0.00	0.00	0.00	0.00	0.00	0.00	0.00	0.00	0.00	0.00	0.00	0.00	0.00	0.00	0.00	0.00	0.00	0.00	0.00	0.00	0.00	0.00	0.00	0.00	0.00	0.00	0.00	0.00	0.00	0.00	0.00	0.00	0.00	0.00	0.00	0.00	0.00	0.00	0.00	0.00	0.00	0.02	#DIV/0!
%RSD			#DIV/0!	#DIV/0!	#DIV/0!	#DIV/0!	#DIV/0!	#DIV/0!	#DIV/0!	#DIV/0!	#DIV/0!	#DIV/0!	#DIV/0!	#DIV/0!	#DIV/0!	#DIV/0!	#DIV/0!	#DIV/0!	#DIV/0!	#DIV/0!	#DIV/0!	#DIV/0!	#DIV/0!	#DIV/0!	#DIV/0!	#DIV/0!	#DIV/0!	#DIV/0!	#DIV/0!	#DIV/0!	#DIV/0!	#DIV/0!	#DIV/0!	#DIV/0!	#DIV/0!	#DIV/0!	#DIV/0!	#DIV/0!	#DIV/0!	#DIV/0!	#DIV/0!	#DIV/0!	#DIV/0!	#DIV/0!	#DIV/0!	#DIV/0!	#DIV/0!	#DIV/0!	9%	#DIV/0!
STD OREAS25A-4A	STD			2.6	36.9	26.8	47	<0.1	46.0	8.0	500	6.52	10	3.0	16.1	48	<0.1	0.6	0.4	161	0.28	0.048	23.2	113	0.30	148	0.914	9.18	0.138	0.48	1.9	153.1	48	3.9	10.9	19.9	1.4	<1	12	36.3	<0.1	59.2	4.1	0.10	<0.005	2	<0.5	<0.5		
STD OREAS25A-4A	STD			2.5	37.2	24.0	50	<0.1	44.9	7.5	523	6.65	9	2.8	15.2	43	0.1	0.6	0.3	167	0.29	0.048	19.1	112	0.31	156	0.932	8.94	0.133	0.46	1.8	149.6	43	3.7	9.5	18.4	1.3	1	12	35.6	<0.1	57.1	3.9	0.09	<0.005	3	<0.5	<0.5		
STD OREAS25A-4A	STD			2.2	34.0	25.1	49	<0.1	43.8	7.6	538	6.66	10	3.1	14.8	48	<0.1	0.6	0.4	158	0.27	0.045	21.7	114	0.34	162	0.930	8.83	0.133	0.47	1.9	166.5	42	3.8	9.5	19.6	1.6	<1	12	36.8	<0.1	56.1	4.2	0.11	<0.005	3	<0.5	<0.5		
STD OREAS25A-4A	STD			2.3	33.5	22.8	43	<0.1	41.7	7.1	460	6.30	8	2.5	14.4	45	<0.1	0.5	0.3	154	0.29	0.043	20.4	107	0.30	133	0.910	8.75	0.122	0.43	1.5	133.9	44	3.6	9.3	17.4	1.2	1	11	36.3	<0.1	54.9	3.9	0.07	<0.005	2	<0.5	<0.5		
Mean			#DIV/0!	2.4	35.4	24.7	47.3	#DIV/0!	44.1	7.6	505.3	6.5	9.3	2.9	15.1	46.0	0.1	0.6	0.4	160.0	0.3	0.0	21.1	111.5	0.3	149.8	0.9	8.9	0.1	0.5	1.8	150.8	44.3	3.8	9.8	18.8	1.4	1.0	11.8	36.3	#DIV/0!	56.8	4.0	0.1	#DIV/0!	2.5	#DIV/0!	#DIV/0!	#DIV/0!	#DIV/0!
Standard Deviation			0.00	0.18	1.92	1.70	3.10	0.00	1.83	0.37	33.97	0.17	0.96	0.26	0.73	2.45	0.05	0.05	0.06	5.48	0.01	0.00	1.76	3.11	0.02	12.55	0.01	0.19	0.01	0.02	0.19	13.40	2.63	0.13	0.74	1.15	0.17	0.58	0.50	0.49	0.00	1.82	0.15	0.02	0.00	0.58	0.00	0.00	0.00	#DIV/0!
%RSD			#DIV/0!	8%	5%	7%	7%	#DIV/0!	4%	5%	7%	3%	10%	9%	5%	5%	50%	9%	16%	3%	3%	5%	8%	3%	6%	8%	1%	2%	5%	5%	11%	9%	6%	3%	8%	6%	12%	58%	4%	1%	#DIV/0!	3%	4%	18%	#DIV/0!	23%	#DIV/0!	#DIV/0!	#DIV/0!	#DIV/0!
STD OREAS45E	STD			2.5	755.3	20.2	49	0.3	475.4	62.4	574	24.34	17	2.7	14.2	17	<0.1	0.9	0.3	319	0.07	0.033	11.9	1010	0.14	253	0.538	6.92	0.057	0.33	1.0	100.8	24	1.7	8.3	6.5	0.5	<1	90	6.6	<0.1	21.8	2.9	0.10	<0.005	3	<0.5	<0.5		
STD OREAS45E	STD			2.1	777.1	18.2	51	0.3	484.7	55.2	571	22.88	15	2.5	12.2	16	0.1	1.1	0.3	331	0.07	0.033	10.6	876	0.15	248	0.513	6.47	0.057	0.33	1.0	103.1	21	1.3	7.1	6.1	0.6	<1	95	6.3	<0.1	22.5	2.6	0.11	<0.005	3	<0.5	<0.5		
STD OREAS45E	STD			2.4	775.6	19.6	51	0.4	490.5	60.9	579	24.54	18	2.6	15.1	17	<0.1	1.1	0.3	347	0.06	0.033	13.9	999	0.17	271	0.477	6.83	0.064	0.34	1.0	107.1	24	1.4	8.6	6.4	0.6	<1	101	7.4	<0.1	22.8	3.4	0.09	<0.005	2	<0.5	<0.5		
STD OREAS45E	STD			2.2	778.1	18.7	48	0.3	467.2	57.7	583	23.20	17	2.5	12.7	17	<0.1	1.0	0.3	328	0.08	0.031	9.0	1089	0.14	256	0.528	6.83	0.054	0.33	1.0	96.4	21	1.1	7.3	6.1	0.5	<1	91	7.3	<0.1	21.5	3.0	0.13	<0.005	2	<0.5	<0.5		
Mean			#DIV/0!	2.3	771.5	19.2	49.8	0.3	479.5	59.1	576.8	23.7	16.8	2.6	13.6	16.8	0.1	1.0	0.3	331.3	0.1	0.0	11.4	993.5	0.2	257.0	0.5	6.8	0.1	0.3	1.0	101.9	22.5	1.4	7.8	6.3	0.6	#DIV/0!	94.3	6.9	#DIV/0!	22.2	3.0	0.1	#DIV/0!	2.5	#DIV/0!	#DIV/0!	#DIV/0!	#DIV/0!
Standard Deviation			0.00	0.18	10.87	0.90	1.50	0.05	10.27	3.23	5.32	0.82	1.26	0.10	1.34	0.50	0.05	0.10	0.00	11.67	0.01	0.00	2.07	87.99	0.01	9.90	0.03	0.20	0.00	0.01	0.00	4.47	1.73	0.25	0.74	0.21	0.06	0.00	4.99	0.54	0.00	0.60	0.33	0.02	0.00	0.58	0.00	0.00	0.00	#DIV/0!
%RSD			#DIV/0!	8%	1%	5%	3%	15%	2%	5%	1%	3%	8%	4%	10%	3%	50%	9%	0%	4%	12%	3%	18%	9%	9%	4%	5%	3%	7%	2%	0%	4%	8%	18%	9%	3%	10%	#DIV/0!	5%	8%	#DIV/0!	3%	11%	16%	#DIV/0!	23%	#DIV/0!	#DIV/0!	#DIV/0!	#DIV/0!
STD OREAS45EA	STD																																																0.02	
STD OREAS45EA	STD																																																0.01	
STD OREAS45EA	STD																																																<0.01	
STD OREAS45EA	STD																																																0.01	
Mean			#DIV/0!	#DIV/0!	#DIV/0!	#DIV/0!	#DIV/0!	#DIV/0!	#DIV/0!	#DIV/0!	#DIV/0!	#DIV/0!	#DIV/0!	#DIV/0!	#DIV/0!	#DIV/0!	#DIV/0!	#DIV/0!	#DIV/0!	#DIV/0!	#DIV/0!	#DIV/0!	#DIV/0!	#DIV/0!	#DIV/0!	#DIV/0!	#DIV/0!	#DIV/0!	#DIV/0!	#DIV/0!	#DIV/0!	#DIV/0!	#DIV/0!	#DIV/0!	#DIV/0!	#DIV/0!	#DIV/0!	#DIV/0!	#DIV/0!	#DIV/0!	#DIV/0!	#DIV/0!	#DIV/0!	#DIV/0!	#DIV/0!	#DIV/0!	#DIV/0!	#DIV/0!	0.0	#DIV/0!
Standard Deviation			0.00	0.00	0.00	0.00	0.00	0.00	0.00	0.00	0.00	0.00	0.00	0.00	0.00	0.00	0.00	0.00	0.00	0.00	0.00	0.00	0.00	0.00	0.00	0.00	0.00	0.00	0.00	0.00	0.00	0.00	0.00	0.00	0.00	0.00	0.00	0.00	0.00	0.00	0.00	0.00	0.00	0.00	0.00	0.00	0.00	0.00	0.01	#DIV/0!
%RSD			#DIV/0!	#DIV/0!	#DIV/0!	#DIV/0!	#DIV/0!	#DIV/0!	#DIV/0!	#DIV/0!	#DIV/0!	#DIV/0!	#DIV/0!	#DIV/0!	#DIV/0!	#DIV/0!	#DIV/0!	#DIV/0!	#DIV/0!	#DIV/0!	#DIV/0!	#DIV/0!	#DIV/0!	#DIV/0!	#DIV/0!	#DIV/0!	#DIV/0!	#DIV/0!	#DIV/0!	#DIV/0!	#DIV/0!	#DIV/0!	#DIV/0!	#DIV/0!	#DIV/0!	#DIV/0!	#DIV/0!	#DIV/0!	#DIV/0!	#DIV/0!	#DIV/0!	#DIV/0!	#DIV/0!	#DIV/0!	#DIV/0!	#DIV/0!	#DIV/0!	#DIV/0!	61%	#DIV/0!
STD OXC145	STD		206																																															
STD OXC145	STD		200																																															
STD OXC145	STD		206																																															
STD OXC145	STD		206																																															
STD OXC145	STD		206																																															
Mean			204.8	#DIV/0!	#DIV/0!	#DIV/0!	#DIV/0!	#DIV/0!	#DIV/0!	#DIV/0!	#DIV/0!	#DIV/0!	#DIV/0!	#DIV/0!	#DIV/0!	#DIV/0!	#DIV/0!	#DIV/0!	#DIV/0!	#DIV/0!	#DIV/0!	#DIV/0!	#DIV/0!	#DIV/0!	#DIV/0!	#DIV/0!	#DIV/0!	#DIV/0!	#DIV/0!	#DIV/0!	#DIV/0!	#DIV/0!	#DIV/0!	#DIV/0!	#DIV/0!	#DIV/0!	#DIV/0!	#DIV/0!	#DIV/0!	#DIV/0!	#DIV/0!	#DIV/0!	#DIV/0!	#DIV/0!	#DIV/0!	#DIV/0!	#DIV/0!	#DIV/0!	#DIV/0!	#DIV/0!
Standard Deviation			2.68	0.00	0.00	0.00	0.00	0.00	0.00	0.00	0.00	0.00	0.00	0.00	0.00	0.00	0.00	0.00	0.00	0.00	0.00	0.00	0.00	0.00	0.00	0.00	0.00	0.00	0.00	0.00	0.00	0.00	0.00	0.00	0.00	0.00	0.00	0.00	0.00	0.00	0.00	0.00	0.00	0.00	0.00	0.00	0.00	0.00	0.00	#DIV/0!
%RSD			1%	#DIV/0!	#DIV/0!	#DIV/0!	#DIV/0!	#DIV/0!	#DIV/0!	#DIV/0!	#DIV/0!	#DIV/0!	#DIV/0!	#DIV/0!	#DIV/0!	#DIV/0!	#DIV/0!	#DIV/0!	#DIV/0!	#DIV/0!	#DIV/0!	#DIV/0!	#DIV/0!	#DIV/0!	#DIV/0!	#DIV/0!	#DIV/0!	#DIV/0!	#DIV/0!	#DIV/0!	#DIV/0!	#DIV/0!	#DIV/0!	#DIV/0!	#DIV/0!	#DIV/0!	#DIV/0!	#DIV/0!	#DIV/0!	#DIV/0!	#DIV/0!	#DIV/0!	#DIV/0!	#DIV/0!	#DIV/0!	#DIV/0!	#DIV/0!	#DIV/0!	#DIV/0!	#DIV/0!
STD OXH139	STD		1297																																															
STD OXH139	STD		1296																																															
STD OXH139	STD		1291																																															
STD OXH139	STD		1261																																															
Mean			1286.3	#DIV/0!	#DIV/0!	#DIV/0!	#DIV/0!	#DIV/0!	#DIV/0!	#DIV/0!	#DIV/0!	#DIV/0!	#DIV/0!	#DIV/0!	#DIV/0!	#DIV/0!	#DIV/0!	#DIV/0!	#DIV/0!	#DIV/0!	#DIV/0!	#DIV/0!	#DIV/0!	#DIV/0!	#DIV/0!	#DIV/0!	#DIV/0!	#DIV/0!	#DIV/0!	#DIV/0!	#DIV/0!	#DIV/0!	#DIV/0!	#DIV/0!	#DIV/0!	#DIV/0!	#DIV/0!	#DIV/0!	#DIV/0!	#DIV/0!	#DIV/0!	#DIV/0!	#DIV/0!	#DIV/0!	#DIV/0!	#DIV/0!	#DIV/0!	#DIV/0!	#DIV/0!	#DIV/0!
Standard Deviation			17.04	0.00	0.00	0.00	0.00	0.00	0.00	0.00	0.00	0.00	0.00	0.00	0.00	0.00	0.00	0.00	0.00	0.00	0.00	0.00	0.00	0.00	0.00	0.00	0.00	0.00	0.00	0.00	0.00	0.00	0.00	0.00	0.00	0.00	0.00	0.00	0.00	0.00	0.00	0.00	0.00	0.00	0.00	0.00	0.00	0.00	0.00	#DIV/0!
%RSD			1%	#DIV/0!	#DIV/0!	#DIV/0!	#DIV/0!	#DIV/0!	#DIV/0!	#DIV/0!	#DIV/0!	#DIV/0!	#DIV/0!	#DIV/0!	#DIV/0!	#DIV/0!	#DIV/0!	#DIV/0!	#DIV/0!	#DIV/0!	#DIV/0!	#DIV/0!	#DIV/0!	#DIV/0!	#DIV/0!	#DIV/0!	#DIV/0!	#DIV/0!	#DIV/0!	#DIV/0!	#DIV/0!	#DIV/0!	#DIV/0!	#DIV/0!	#DIV/0!	#DIV/0!	#DIV/0!	#DIV/0!	#DIV/0!	#DIV/0!	#DIV/0!	#DIV/0!	#DIV/0!	#DIV/0!	#DIV/0!	#DIV/0!	#DIV/0!	#DIV/0!	#DIV/0!	#DIV/0!
BLK	BLK																																																<0.01	
BLK	BLK																																																<0.01	
BLK	BLK			<0.1	0.1	0.3	1	<0.1	<0.1	<0.2	5	<0.01	<1	<0.1	<0.1	<1	<0.1	<0.1	<0.1	<1	<0.01	<0.001	<0.1	<1	<0.01	<1	<0.001	<0.01	<0.001	<0.01	<0.1	<0.1	<1	<0.1	<0.1	<0.1	<0.1	<1	<1	<0.1	<0.1	0.2	<0.1	<0.05	<0.005	<1	<0.5	<0.5		
BLK	BLK		<2																																															
BLK	BLK		<2																																															
BLK	BLK		3																																															
BLK	BLK		4																																															
BLK	BLK			<0.1	<0.1	<0.1	<1	<0.1	0.2	<0.2	2	<0.01	<1	<0.1	<0.1	<1	<0.1	<0.1	<0.1	<1	0.01	<0.001	<0.1	1	<0.01	<1	<0.001	<0.01	<0.001	<0.01	<0.1	<0.1	<1	<0.1	<0.1	<0.1	<0.1	<1	<1	<0.1	<0.1	0.2	<0.1	<0.05	<0.005	<1	<0.5	<0.5		
BLK	BLK																																																<0.01	
BLK	BLK																																																<0.01	
BLK	BLK			<0.1	<0.1	<0.1	<1	<0.1	0.3	<0.2	<1	<0.01	<1	<0.1	<0.1	<1	<0.1	<0.1	<0.1	<1	<0.01	<0.001	<0.1	1	<0.01	<1	<0.001	<0.01	<0.001	<0.01	<0.1	<0.1	<1	<0.1	<0.1	<0.1	<0.1	<1	<1	<0.1	<0.1	<0.1	<0.1	<0.05	<0.005	<1	<0.5	<0.5		
BLK	BLK		<2																																															
BLK	BLK		<2																																															
BLK	BLK		<2																																															
BLK	BLK			<0.1	0.1	<0.1	<1	<0.1	<0.1	<0.2	<1	<0.01	<1	<0.1	<0.1	<1	<0.1	<0.1	<0.1	<1	<0.01	<0.001	<0.1	<1	<0.01	<1	<0.001	<0.01	<0.001	<0.01	<0.1	<0.1	<1	<0.1	<0.1	<0.1	<0.1	<1	<1	0.1	<0.1	0.2	<0.1	<0.05	<0.005	<1	<0.5	<0.5		
BLK	BLK		2																																															
BLK	BLK		<2																																															
Mean			3.0	#DIV/0!	0.1	0.3	1.0	#DIV/0!	0.3	#DIV/0!	3.5	#DIV/0!	#DIV/0!	#DIV/0!	#DIV/0!	#DIV/0!	#DIV/0!	#DIV/0!	#DIV/0!	#DIV/0!	0.0	#DIV/0!	#DIV/0!	1.0	#DIV/0!	#DIV/0!	#DIV/0!	#DIV/0!	#DIV/0!	#DIV/0!	#DIV/0!	#DIV/0!	#DIV/0!	#DIV/0!	#DIV/0!	#DIV/0!	#DIV/0!	#DIV/0!	#DIV/0!	0.1	#DIV/0!	0.2	#DIV/0!	#DIV/0!	#DIV/0!	#DIV/0!	#DIV/0!	#DIV/0!	#DIV/0!	#DIV/0!
Standard Deviation			1.23	0.00	0.03	0.07	0.24	0.00	0.08	0.00	1.28	0.00	0.00	0.00	0.00	0.00	0.00	0.00	0.00	0.00	0.00	0.00	0.00	0.33	0.00	0.00	0.00	0.00	0.00	0.00	0.00	0.00	0.00	0.00	0.00	0.00	0.00	0.00	0.00	0.02	0.00	0.08	0.00	0.00	0.00	0.00	0.00	0.00	0.00	#DIV/0!
%RSD			41%	#DIV/0!	33%	24%	24%	#DIV/0!	34%	#DIV/0!	37%	#DIV/0!	#DIV/0!	#DIV/0!	#DIV/0!	#DIV/0!	#DIV/0!	#DIV/0!	#DIV/0!	#DIV/0!	24%	#DIV/0!	#DIV/0!	33%	#DIV/0!	#DIV/0!	#DIV/0!	#DIV/0!	#DIV/0!	#DIV/0!	#DIV/0!	#DIV/0!	#DIV/0!	#DIV/0!	#DIV/0!	#DIV/0!	#DIV/0!	#DIV/0!	#DIV/0!	24%	#DIV/0!	39%	#DIV/0!	#DIV/0!	#DIV/0!	#DIV/0!	#DIV/0!	#DIV/0!	#DIV/0!	#DIV/0!
Prep Wash																																																		
ROCK-WHI	Prep Blanl		<2	1.3	4.4	3.6	38	<0.1	1.1	3.9	689	2.04	<1	1.3	3.0	188	<0.1	0.1	<0.1	34	1.41	0.038	14.2	3	0.53	861	0.204	6.82	3.389	1.74	0.3	58.0	27	0.8	16.4	6.0	0.4	<1	6	2.8	<0.1	35.4	1.7	<0.05	<0.005	<1	<0.5	<0.5	0.02	
ROCK-WHI	Prep Blanl		<2	1.3	4.2	3.0	37	<0.1	1.0	3.5	715	2.05	1	1.4	3.1	192	<0.1	0.2	<0.1	33	1.37	0.041	13.5	3	0.52	957	0.210	6.67	3.451	1.85	0.3	60.0	26	0.7	16.0	5.9	0.4	1	6	2.2	<0.1	34.7	1.8	<0.05	<0.005	<1	<0.5	<0.5	<0.01	
Percent Difference			#VALUE!	0%	5%	18%	3%	#VALUE!	10%	11%	4%	0%	#VALUE!	7%	3%	2%	#VALUE!	67%	#VALUE!	3%	3%	8%	5%	0%	2%	11%	3%	2%	2%	6%	0%	3%	4%	13%	2%	2%	0%	#VALUE!	0%	24%	#VALUE!	2%	6%	#VALUE!	#VALUE!	#VALUE!	#VALUE!	#VALUE!	#VALUE!	

Bureau Veritas Commodities Canada Ltd. **Final Report**

Client: Goldstrike Resources Ltd.
File Created: 18-Oct-2018
Job Number: WHI18000585
Number of Samples: 81
Project: LUC
Shipment ID: DDLS-18-10
P.O. Number:
Received: 07-Aug-2018

	Method	WGHT	FA350	MA200	MA200	MA200	MA200	MA200	MA200	MA200	MA200	MA200	MA200	MA200	MA200	MA200	MA200	MA200	MA200	MA200	MA200
	Analyte	Wgt	Au	Mo	Cu	Pb	Zn	Ag	Ni	Co	Mn	Fe	As	U	Th	Sr	Cd	Sb	Bi	V	Ca
	Unit	KG	PPB	PPM	PPM	PPM	PPM	PPM	PPM	PPM	PPM	%	PPM	PPM	PPM	PPM	PPM	PPM	PPM	PPM	%
	MDL	0.01	2	0.1	0.1	0.1	1	0.1	0.1	0.2	1	0.01	1	0.1	0.1	1	0.1	0.1	0.1	1	0.01
Sample	Type																				
Pulp Duplicates																					
1473354	Drill Core	5.94	<2	0.9	32.5	4.1	51	1.4	31.6	23.9	1067	5.30	8	1.0	2.8	226	<0.1	0.7	<0.1	194	4.44
1473354	REP																				
Percent Difference			#VALUE!	#VALUE!	#VALUE!	#VALUE!	#VALUE!	#VALUE!	#VALUE!	#VALUE!	#VALUE!	#VALUE!	#VALUE!	#VALUE!	#VALUE!	#VALUE!	#VALUE!	#VALUE!	#VALUE!	#VALUE!	#VALUE!
1473276	Rock Pulp	0.06	924	13.6	9861.8	19.2	129	3.3	621.7	20.5	885	8.09	5	0.3	1.5	137	0.3	14.9	0.9	102	2.18
1473276	REP			13.4	>10000.0	19.3	123	3.3	623.0	20.6	878	8.16	6	0.3	1.5	140	0.5	15.4	0.9	105	2.19
Percent Difference			#VALUE!	1%	#VALUE!	1%	5%	0%	0%	0%	1%	1%	18%	0%	0%	2%	50%	3%	0%	3%	0%
1473311	Drill Core	4.30	3	0.6	30.9	8.5	72	<0.1	26.3	23.3	1207	5.25	3	0.7	2.1	159	0.2	3.1	<0.1	142	5.74
1473311	REP			0.5	30.1	8.3	72	<0.1	25.5	22.1	1172	5.16	2	0.7	2.1	154	0.2	3.2	<0.1	137	5.57
Percent Difference			#VALUE!	18%	3%	2%	0%	#VALUE!	3%	5%	3%	2%	40%	0%	0%	3%	0%	3%	#VALUE!	4%	3%
1473340	Drill Core	4.95	<2	1.2	27.4	6.4	78	<0.1	33.1	29.5	1337	6.48	2	0.8	1.7	186	<0.1	1.4	<0.1	229	5.42
1473340	REP																				
Percent Difference			#VALUE!	#VALUE!	#VALUE!	#VALUE!	#VALUE!	#VALUE!	#VALUE!	#VALUE!	#VALUE!	#VALUE!	#VALUE!	#VALUE!	#VALUE!	#VALUE!	#VALUE!	#VALUE!	#VALUE!	#VALUE!	#VALUE!
1473356	Drill Core	5.28	<2	0.4	24.8	3.7	71	<0.1	31.7	30.9	1379	7.08	4	0.3	0.6	290	<0.1	1.5	<0.1	306	5.30
1473356	REP			0.5	25.8	3.7	72	<0.1	29.4	31.5	1406	7.15	4	0.3	0.4	283	<0.1	1.2	<0.1	312	5.40
Percent Difference			#VALUE!	22%	4%	0%	1%	#VALUE!	8%	2%	2%	1%	0%	0%	40%	2%	#VALUE!	22%	#VALUE!	2%	2%
1473346	Drill Core	6.13	<2	0.2	1.9	3.7	79	<0.1	85.0	32.4	1216	5.74	3	0.4	1.3	254	<0.1	1.7	<0.1	250	3.88
1473346	REP			0.2	2.2	3.7	84	<0.1	90.8	33.5	1266	5.90	3	0.3	1.4	250	<0.1	1.6	<0.1	258	4.04
Percent Difference			#VALUE!	0%	15%	0%	6%	#VALUE!	7%	3%	4%	3%	0%	29%	7%	2%	#VALUE!	6%	#VALUE!	3%	4%
1473305	Drill Core	4.43	9	0.4	30.8	5.9	73	<0.1	18.7	21.3	1091	5.72	5	0.7	2.8	266	0.1	1.0	<0.1	155	3.08
1473305	REP																				
Percent Difference			#VALUE!	#VALUE!	#VALUE!	#VALUE!	#VALUE!	#VALUE!	#VALUE!	#VALUE!	#VALUE!	#VALUE!	#VALUE!	#VALUE!	#VALUE!	#VALUE!	#VALUE!	#VALUE!	#VALUE!	#VALUE!	#VALUE!
1473301	Rock Pulp	0.05	6565	1.3	14.8	21.0	64	0.3	13.3	1.6	916	0.57	4295	2.6	1.9	201	0.8	36.0	0.4	24	27.50
1473301	REP		6597																		
Percent Difference			0%	#VALUE!	#VALUE!	#VALUE!	#VALUE!	#VALUE!	#VALUE!	#VALUE!	#VALUE!	#VALUE!	#VALUE!	#VALUE!	#VALUE!	#VALUE!	#VALUE!	#VALUE!	#VALUE!	#VALUE!	#VALUE!
1473335	Drill Core	2.38	85	1.1	6.3	17.1	81	0.2	14.4	27.1	1968	6.41	8	0.6	2.0	229	0.9	1.1	<0.1	217	4.58
1473335	REP		87																		
Percent Difference			2%	#VALUE!	#VALUE!	#VALUE!	#VALUE!	#VALUE!	#VALUE!	#VALUE!	#VALUE!	#VALUE!	#VALUE!	#VALUE!	#VALUE!	#VALUE!	#VALUE!	#VALUE!	#VALUE!	#VALUE!	#VALUE!
Preparation Duplicates																					
1473307	Drill Core	3.26	4	0.2	3.1	5.0	96	<0.1	88.7	22.5	1362	6.30	5	0.7	0.6	292	0.1	1.1	0.1	185	4.11
1473307	DUP		4	0.4	2.6	4.8	90	<0.1	78.8	21.1	1288	5.99	3	0.7	0.6	279	0.1	1.1	<0.1	175	3.93
Percent Difference			0%	67%	18%	4%	6%	#VALUE!	12%	6%	6%	5%	50%	0%	0%	5%	0%	0%	#VALUE!	6%	4%
1473341	Drill Core	4.93	<2	1.5	52.6	8.3	75	<0.1	27.2	35.8	1365	7.42	4	0.6	1.5	129	<0.1	3.5	0.1	282	3.51
1473341	DUP		<2	1.0	54.1	8.3	83	<0.1	27.7	37.3	1384	7.69	5	0.6	1.4	131	0.1	3.7	0.1	294	3.51
Percent Difference			#VALUE!	40%	3%	0%	10%	#VALUE!	2%	4%	1%	4%	22%	0%	7%	2%	#VALUE!	6%	0%	4%	0%
Reference Materials																					
STD DS11	STD																				
STD DS11	STD																				
STD DS11	STD																				
STD DS11	STD																				
Mean			#DIV/0!	#DIV/0!	#DIV/0!	#DIV/0!	#DIV/0!	#DIV/0!	#DIV/0!	#DIV/0!	#DIV/0!	#DIV/0!	#DIV/0!	#DIV/0!	#DIV/0!	#DIV/0!	#DIV/0!	#DIV/0!	#DIV/0!	#DIV/0!	#DIV/0!
Standard Deviation			0.00	0.00	0.00	0.00	0.00	0.00	0.00	0.00	0.00	0.00	0.00	0.00	0.00	0.00	0.00	0.00	0.00	0.00	0.00
%RSD			#DIV/0!	#DIV/0!	#DIV/0!	#DIV/0!	#DIV/0!	#DIV/0!	#DIV/0!	#DIV/0!	#DIV/0!	#DIV/0!	#DIV/0!	#DIV/0!	#DIV/0!	#DIV/0!	#DIV/0!	#DIV/0!	#DIV/0!	#DIV/0!	#DIV/0!
STD OREAS25A-4A	STD			2.4	35.4	24.7	46	<0.1	46.3	8.1	505	6.71	9	2.9	16.2	51	<0.1	0.7	0.5	166	0.32
STD OREAS25A-4A	STD			2.2	35.3	25.0	46	<0.1	46.7	8.2	496	6.60	11	2.9	16.1	50	<0.1	0.7	0.5	167	0.31
STD OREAS25A-4A	STD			2.6	35.3	24.6	48	<0.1	41.8	7.2	458	6.23	10	2.9	15.3	42	<0.1	0.5	0.3	155	0.27
STD OREAS25A-4A	STD			2.3	35.1	24.3	37	<0.1	43.9	8.1	470	6.35	10	2.7	15.4	44	<0.1	0.7	0.3	154	0.29
Mean			#DIV/0!	2.4	35.3	24.7	44.3	#DIV/0!	44.7	7.9	482.3	6.5	10.0	2.9	15.8	46.8	#DIV/0!	0.7	0.4	160.5	0.3
Standard Deviation			0.00	0.17	0.13	0.29	4.92	0.00	2.28	0.47	21.95	0.22	0.82	0.10	0.47	4.43	0.00	0.10	0.12	6.95	0.02
%RSD			#DIV/0!	7%	0%	1%	11%	#DIV/0!	5%	6%	5%	3%	8%	4%	3%	9%	#DIV/0!	15%	29%	4%	7%
STD OREAS45E	STD			2.2	778.2	18.5	50	0.3	462.8	59.0	570	24.39	18	2.6	13.7	17	0.1	1.1	0.4	316	0.08
STD OREAS45E	STD			2.9	786.3	18.7	49	0.3	467.8	61.3	573	25.21	18	2.6	13.4	18	<0.1	1.2	0.4	322	0.07
STD OREAS45E	STD			2.3	770.5	20.3	45	0.3	471.5	56.7	572	24.16	18	2.8	14.5	16	0.1	1.1	0.3	318	0.07
STD OREAS45E	STD			2.6	780.2	19.2	44	0.3	468.3	59.9	579	25.04	19	2.6	14.0	17	<0.1	1.0	0.3	321	0.08
Mean			#DIV/0!	2.5	778.8	19.2	47.0	0.3	467.6	59.2	573.5	24.7	18.3	2.7	13.9	17.0	0.1	1.1	0.4	319.3	0.1
Standard Deviation			0.00	0.32	6.52	0.81	2.94	0.00	3.60	1.93	3.87	0.50	0.50	0.10	0.47	0.82	0.06	0.08	0.06	2.75	0.01
%RSD			#DIV/0!	13%	1%	4%	6%	0%	1%	3%	1%	2%	3%	4%	3%	5%	58%	7%	16%	1%	8%
STD OREAS45EA	STD																				
STD OREAS45EA	STD																				
STD OREAS45EA	STD																				
STD OREAS45EA	STD																				
Mean			#DIV/0!	#DIV/0!	#DIV/0!	#DIV/0!	#DIV/0!	#DIV/0!	#DIV/0!	#DIV/0!	#DIV/0!	#DIV/0!	#DIV/0!	#DIV/0!	#DIV/0!	#DIV/0!	#DIV/0!	#DIV/0!	#DIV/0!	#DIV/0!	#DIV/0!
Standard Deviation			0.00	0.00	0.00	0.00	0.00	0.00	0.00	0.00	0.00	0.00	0.00	0.00	0.00	0.00	0.00	0.00	0.00	0.00	0.00
%RSD			#DIV/0!	#DIV/0!	#DIV/0!	#DIV/0!	#DIV/0!	#DIV/0!	#DIV/0!	#DIV/0!	#DIV/0!	#DIV/0!	#DIV/0!	#DIV/0!	#DIV/0!	#DIV/0!	#DIV/0!	#DIV/0!	#DIV/0!	#DIV/0!	#DIV/0!
STD OXC145	STD		213																		
STD OXC145	STD		208																		
STD OXC145	STD		212																		
Mean			211.0	#DIV/0!	#DIV/0!	#DIV/0!	#DIV/0!	#DIV/0!	#DIV/0!	#DIV/0!	#DIV/0!	#DIV/0!	#DIV/0!	#DIV/0!	#DIV/0!	#DIV/0!	#DIV/0!	#DIV/0!	#DIV/0!	#DIV/0!	#DIV/0!
Standard Deviation			2.65	0.00	0.00	0.00	0.00	0.00	0.00	0.00	0.00	0.00	0.00	0.00	0.00	0.00	0.00	0.00	0.00	0.00	0.00
%RSD			1%	#DIV/0!	#DIV/0!	#DIV/0!	#DIV/0!	#DIV/0!	#DIV/0!	#DIV/0!	#DIV/0!	#DIV/0!	#DIV/0!	#DIV/0!	#DIV/0!	#DIV/0!	#DIV/0!	#DIV/0!	#DIV/0!	#DIV/0!	#DIV/0!
STD OXH139	STD		1307																		
STD OXH139	STD		1300																		
STD OXH139	STD		1273																		
Mean			1293.3	#DIV/0!	#DIV/0!	#DIV/0!	#DIV/0!	#DIV/0!	#DIV/0!	#DIV/0!	#DIV/0!	#DIV/0!	#DIV/0!	#DIV/0!	#DIV/0!	#DIV/0!	#DIV/0!	#DIV/0!	#DIV/0!	#DIV/0!	#DIV/0!
Standard Deviation			17.95	0.00	0.00	0.00	0.00	0.00	0.00	0.00	0.00	0.00	0.00	0.00	0.00	0.00	0.00	0.00	0.00	0.00	0.00
%RSD			1%	#DIV/0!	#DIV/0!	#DIV/0!	#DIV/0!	#DIV/0!	#DIV/0!	#DIV/0!	#DIV/0!	#DIV/0!	#DIV/0!	#DIV/0!	#DIV/0!	#DIV/0!	#DIV/0!	#DIV/0!	#DIV/0!	#DIV/0!	#DIV/0!
BLK	BLK																				
BLK	BLK			<0.1	0.2	<0.1	<1	<0.1	<0.1	<0.2	<1	<0.01	<1	<0.1	<0.1	<1	<0.1	<0.1	<0.1	<1	<0.01
BLK	BLK			<0.1	<0.1	<0.1	<1	<0.1	<0.1	<0.2	<1	<0.01	<1	<0.1	<0.1	<1	<0.1	<0.1	<0.1	<1	<0.01
BLK	BLK																				
BLK	BLK			<0.1	0.1	<0.1	<1	<0.1	<0.1	<0.2	<1	<0.01	<1	<0.1	<0.1	<1	<0.1	<0.1	<0.1	<1	<0.01
BLK	BLK			<0.1	<0.1	<0.1	<1	<0.1	<0.1	<0.2	3	<0.01	<1	<0.1	<0.1	<1	<0.1	<0.1	<0.1	<1	<0.01
BLK	BLK																				
BLK	BLK																				
BLK	BLK		<2																		
BLK	BLK		<2																		
BLK	BLK		<2																		
BLK	BLK		<2																		
BLK	BLK		<2																		
BLK	BLK		<2																		
Mean			#DIV/0!	#DIV/0!	0.2	#DIV/0!	#DIV/0!	#DIV/0!	#DIV/0!	#DIV/0!	3.0	#DIV/0!	#DIV/0!	#DIV/0!	#DIV/0!	#DIV/0!	#DIV/0!	#DIV/0!	#DIV/0!	#DIV/0!	#DIV/0!
Standard Deviation			0.00	0.00	0.06	0.00	0.00	0.00	0.00	0.00	0.80	0.00	0.00	0.00	0.00	0.00	0.00	0.00	0.00	0.00	0.00
%RSD			#DIV/0!	#DIV/0!	39%	#DIV/0!	#DIV/0!	#DIV/0!	#DIV/0!	#DIV/0!	27%	#DIV/0!	#DIV/0!	#DIV/0!	#DIV/0!	#DIV/0!	#DIV/0!	#DIV/0!	#DIV/0!	#DIV/0!	#DIV/0!
Prep Wash																					
ROCK-WHI	Prep Blanl		<2	1.3	4.2	2.6	41	<0.1	1.3	4.3	700	2.11	2	1.2	2.8	200	<0.1	0.1	<0.1	36	1.53
ROCK-WHI	Prep Blanl		<2	1.3	6.6	2.7	42	<0.1	1.2	3.9	728	2.10	2	1.2	2.6	196	<0.1	0.1	<0.1	36	1.53
Percent Difference			#VALUE!	0%	44%	4%	2%	#VALUE!	8%	10%	4%	0%	0%	0%	7%	2%	#VALUE!	0%	#VALUE!	0%	0%

	MA200	MA200	MA200	MA200	MA200	MA200	MA200	MA200	MA200	MA200	MA200	MA200	MA200	MA200	MA200	MA200	MA200	MA200	MA200	MA200	MA200	MA200	MA200	MA200	MA200	MA200	MA200	AQ200	
Analyte	P	La	Cr	Mg	Ba	Ti	Al	Na	K	W	Zr	Ce	Sn	Y	Nb	Ta	Be	Sc	Li	S	Rb	Hf	In	Re	Se	Te	Tl	Hg	
Unit	%	PPM	PPM	%	PPM	%	%	%	%	PPM	PPM	PPM	PPM	PPM	PPM	PPM	PPM	PPM	PPM	%	PPM	PPM	PPM	PPM	PPM	PPM	PPM	PPM	
MDL	0.001	0.1	1	0.01	1	0.001	0.01	0.001	0.01	0.1	0.1	1	0.1	0.1	0.1	0.1	1	1	0.1	0.1	0.1	0.1	0.05	0.005	1	0.5	0.5	0.01	
Pulp Duplicates																													
1473354	0.044	10.2	72	1.84	257	0.417	6.62	3.393	0.55	4.8	7.3	22	1.6	15.8	3.8	0.2	<1	22	12.8	0.2	20.0	0.4	0.06	<0.005	<1	1.1	<0.5	0.02	
1473354																												0.03	
Percent Difference	#VALUE!	#VALUE!	#VALUE!	#VALUE!	#VALUE!	#VALUE!	#VALUE!	#VALUE!	#VALUE!	#VALUE!	#VALUE!	#VALUE!	#VALUE!	#VALUE!	#VALUE!	#VALUE!	#VALUE!	#VALUE!	#VALUE!	#VALUE!	#VALUE!	#VALUE!	#VALUE!	#VALUE!	#VALUE!	#VALUE!	#VALUE!	40%	
1473276	0.058	3.6	673	1.07	141	0.138	4.97	0.236	2.90	2.8	12.7	8	1.7	5.4	4.3	0.3	<1	8	8.4	1.3	59.1	0.4	0.13	0.016	10	<0.5	<0.5	1.56	
1473276	0.060	3.7	671	1.07	170	0.138	5.05	0.230	2.92	3.0	12.9	8	1.6	5.4	4.5	0.3	<1	8	8.9	1.3	58.7	0.4	0.18	0.012	9	<0.5	<0.5		
Percent Difference	3%	3%	0%	0%	19%	0%	2%	3%	1%	7%	2%	0%	6%	0%	5%	0%	#VALUE!	0%	6%	0%	1%	0%	32%	29%	11%	#VALUE!	#VALUE!	#VALUE!	
1473311	0.052	8.8	39	2.36	179	0.362	7.21	0.419	0.97	0.6	5.1	19	0.9	17.4	5.1	0.3	<1	24	26.6	0.3	38.1	0.3	0.07	<0.005	<1	0.7	<0.5	0.03	
1473311	0.054	9.1	40	2.29	179	0.360	7.06	0.393	0.95	0.6	5.3	20	0.8	17.6	5.0	0.3	<1	24	25.7	0.2	36.5	0.4	0.08	<0.005	<1	0.6	<0.5		
Percent Difference	4%	3%	3%	3%	0%	1%	2%	6%	2%	0%	4%	5%	12%	1%	2%	0%	#VALUE!	0%	3%	40%	4%	29%	13%	#VALUE!	#VALUE!	15%	#VALUE!	#VALUE!	
1473340	0.060	9.7	88	2.61	154	0.588	6.87	1.642	1.07	0.3	6.2	19	1.5	17.9	2.7	0.2	<1	30	14.5	0.2	44.3	0.5	0.12	<0.005	<1	<0.5	<0.5	0.02	
1473340																												0.01	
Percent Difference	#VALUE!	#VALUE!	#VALUE!	#VALUE!	#VALUE!	#VALUE!	#VALUE!	#VALUE!	#VALUE!	#VALUE!	#VALUE!	#VALUE!	#VALUE!	#VALUE!	#VALUE!	#VALUE!	#VALUE!	#VALUE!	#VALUE!	#VALUE!	#VALUE!	#VALUE!	#VALUE!	#VALUE!	#VALUE!	#VALUE!	#VALUE!	67%	
1473356	0.055	5.6	68	2.69	396	0.779	6.11	1.557	1.14	0.3	7.9	13	1.3	21.7	2.2	0.1	<1	33	12.5	0.1	54.7	0.7	0.10	<0.005	<1	1.2	<0.5	<0.01	
1473356	0.051	5.3	66	2.70	380	0.806	6.34	1.576	1.21	0.3	7.3	13	1.5	19.6	2.2	0.1	<1	32	13.3	0.1	51.9	0.5	<0.05	<0.005	<1	1.1	<0.5		
Percent Difference	8%	6%	3%	0%	4%	3%	4%	1%	6%	0%	8%	0%	14%	10%	0%	0%	#VALUE!	3%	6%	0%	5%	33%	#VALUE!	#VALUE!	#VALUE!	9%	#VALUE!	#VALUE!	
1473346	0.049	7.1	390	3.11	438	0.422	7.28	2.091	0.96	0.2	6.5	16	1.5	16.4	1.2	<0.1	<1	35	17.1	<0.1	36.2	0.5	0.08	<0.005	<1	0.8	<0.5	0.03	
1473346	0.055	6.8	398	3.22	440	0.429	7.47	2.170	0.98	0.3	6.4	15	1.7	16.8	1.3	<0.1	<1	35	15.4	<0.1	35.4	0.5	0.06	<0.005	<1	1.3	<0.5		
Percent Difference	12%	4%	2%	3%	0%	2%	3%	4%	2%	40%	2%	6%	13%	2%	8%	#VALUE!	#VALUE!	0%	10%	#VALUE!	2%	0%	29%	#VALUE!	#VALUE!	48%	#VALUE!	#VALUE!	
1473305	0.074	7.9	27	2.01	738	0.488	8.21	3.213	1.64	0.8	5.8	19	1.2	16.0	7.1	0.5	1	26	17.7	0.2	51.0	0.4	0.09	<0.005	<1	<0.5	<0.5	<0.01	
1473305																												<0.01	
Percent Difference	#VALUE!	#VALUE!	#VALUE!	#VALUE!	#VALUE!	#VALUE!	#VALUE!	#VALUE!	#VALUE!	#VALUE!	#VALUE!	#VALUE!	#VALUE!	#VALUE!	#VALUE!	#VALUE!	#VALUE!	#VALUE!	#VALUE!	#VALUE!	#VALUE!	#VALUE!	#VALUE!	#VALUE!	#VALUE!	#VALUE!	#VALUE!	#VALUE!	
1473301	0.017	18.2	16	6.05	60	0.062	1.07	0.023	0.28	6.7	19.3	18	0.5	11.0	2.5	0.2	<1	2	27.7	<0.1	21.0	0.4	0.07	<0.005	<1	4.2	16.6	4.05	
1473301																													
Percent Difference	#VALUE!	#VALUE!	#VALUE!	#VALUE!	#VALUE!	#VALUE!	#VALUE!	#VALUE!	#VALUE!	#VALUE!	#VALUE!	#VALUE!	#VALUE!	#VALUE!	#VALUE!	#VALUE!	#VALUE!	#VALUE!	#VALUE!	#VALUE!	#VALUE!	#VALUE!	#VALUE!	#VALUE!	#VALUE!	#VALUE!	#VALUE!	#VALUE!	
1473335	0.056	10.6	16	2.28	91	0.309	7.09	4.152	0.72	2.5	9.5	22	1.4	12.5	2.0	0.1	<1	31	6.9	0.5	26.9	0.5	0.10	<0.005	<1	0.8	<0.5	0.05	
1473335																													
Percent Difference	#VALUE!	#VALUE!	#VALUE!	#VALUE!	#VALUE!	#VALUE!	#VALUE!	#VALUE!	#VALUE!	#VALUE!	#VALUE!	#VALUE!	#VALUE!	#VALUE!	#VALUE!	#VALUE!	#VALUE!	#VALUE!	#VALUE!	#VALUE!	#VALUE!	#VALUE!	#VALUE!	#VALUE!	#VALUE!	#VALUE!	#VALUE!	#VALUE!	
Preparation Duplicates																													
1473307	0.007	4.1	364	2.63	3050	0.241	7.49	3.339	1.32	0.5	8.1	8	1.0	12.0	2.8	0.2	1	28	12.9	0.1	59.4	0.5	0.06	<0.005	<1	<0.5	<0.5	0.01	
1473307	0.006	4.1	327	2.43	3063	0.226	7.19	3.330	1.23	0.7	8.1	8	0.9	11.0	2.5	0.2	1	25	12.3	0.1	53.2	0.4	<0.05	<0.005	<1	0.5	<0.5	0.02	
Percent Difference	15%	0%	11%	8%	0%	6%	4%	0%	7%	33%	0%	0%	11%	9%	11%	0%	0%	11%	5%	0%	11%	22%	#VALUE!	#VALUE!	#VALUE!	#VALUE!	#VALUE!	67%	
1473341	0.079	9.0	50	2.14	146	0.754	7.49	1.357	0.85	0.6	6.1	22	1.2	24.0	2.5	0.1	1	33	17.4	0.3	35.3	0.4	0.07	<0.005	<1	0.6	<0.5	0.05	
1473341	0.088	7.9	51	2.16	150	0.779	7.43	1.356	0.84	0.6	6.5	19	1.1	23.4	2.6	0.2	<1	30	16.9	0.3	34.0	0.5	0.07	<0.005	<1	0.9	<0.5	0.06	
Percent Difference	11%	13%	2%	1%	3%	3%	1%	0%	1%	0%	6%	15%	9%	3%	4%	67%	#VALUE!	10%	3%	0%	4%	22%	0%	#VALUE!	#VALUE!	40%	#VALUE!	18%	
Reference Materials																													
STD DS11																												0.24	
STD DS11																												0.26	
STD DS11																												0.25	
STD DS11																												0.27	
Mean	#DIV/0!	#DIV/0!	#DIV/0!	#DIV/0!	#DIV/0!	#DIV/0!	#DIV/0!	#DIV/0!	#DIV/0!	#DIV/0!	#DIV/0!	#DIV/0!	#DIV/0!	#DIV/0!	#DIV/0!	#DIV/0!	#DIV/0!	#DIV/0!	#DIV/0!	#DIV/0!	#DIV/0!	#DIV/0!	#DIV/0!	#DIV/0!	#DIV/0!	#DIV/0!	#DIV/0!	0.3	#DIV/0!
Standard Deviation	0.00	0.00	0.00	0.00	0.00	0.00	0.00	0.00	0.00	0.00	0.00	0.00	0.00	0.00	0.00	0.00	0.00	0.00	0.00	0.00	0.00	0.00	0.00	0.00	0.00	0.00	0.00	0.01	#DIV/0!
%RSD	#DIV/0!	#DIV/0!	#DIV/0!	#DIV/0!	#DIV/0!	#DIV/0!	#DIV/0!	#DIV/0!	#DIV/0!	#DIV/0!	#DIV/0!	#DIV/0!	#DIV/0!	#DIV/0!	#DIV/0!	#DIV/0!	#DIV/0!	#DIV/0!	#DIV/0!	#DIV/0!	#DIV/0!	#DIV/0!	#DIV/0!	#DIV/0!	#DIV/0!	#DIV/0!	#DIV/0!	5%	#DIV/0!
STD OREAS25A-4A	0.048	22.8	115	0.33	150	1.002	9.62	0.151	0.51	1.8	156.0	50	4.1	11.0	20.0	1.5	<1	13	39.6	<0.1	62.7	4.3	0.09	<0.005	2	<0.5	<0.5		
STD OREAS25A-4A	0.050	22.7	116	0.33	157	0.988	9.35	0.150	0.50	2.0	156.9	50	3.9	11.4	20.8	1.6	1	13	38.7	<0.1	61.6	4.3	0.14	<0.005	2	<0.5	<0.5		
STD OREAS25A-4A	0.047	20.4	118	0.31	144	0.911	8.56	0.122	0.46	1.9	152.3	47	4.2	10.5	20.3	1.5	<1	12	34.9	<0.1	60.2	4.2	0.10	<0.005	2	<0.5	<0.5		
STD OREAS25A-4A	0.052	19.8	112	0.31	151	0.929	8.83	0.125	0.46	1.7	143.3	43	3.9	9.6	18.9	1.3	1	13	37.6	<0.1	55.2	4.0	0.05	<0.005	2	<0.5	<0.5		
Mean	0.0	21.4	115.3	0.3	150.5	1.0	9.1	0.1	0.5	1.9	152.1	47.5	4.0	10.6	20.0	1.5	1.0	12.8	37.7	#DIV/0!	59.9	4.2	0.1	#DIV/0!	2.0	#DIV/0!	#DIV/0!	#DIV/0!	#DIV/0!
Standard Deviation	0.00	1.55	2.50	0.01	5.32	0.04	0.48	0.02	0.03	0.13	6.21	3.32	0.15	0.78	0.80	0.13	0.58	0.50	2.04	0.00	3.31	0.14	0.04	0.00	0.00	0.00	0.00	0.00	#DIV/0!
%RSD	5%	7%	2%	4%	4%	5%	5%	11%	5%	7%	4%	7%	4%	7%	4%	9%	58%	4%	5%	#DIV/0!	6%	3%	39%	#DIV/0!	0%	#DIV/0!	#DIV/0!	#DIV/0!	#DIV/0!
STD OREAS45E	0.030	10.9	940	0.15	252	0.537	6.78	0.055	0.33	0.9	95.6	24	1.2	8.0	6.4	0.6	<1	91	7.2	<0.1	21.8	2.8	0.11	<0.005	3	<0.5	<0.5		
STD OREAS45E	0.034	11.6	970	0.16	262	0.550	6.99	0.058	0.34	1.1	98.7	26	1.2	8.4	6.6	0.5	<1	91	6.9	<0.1	23.1	3.0	0.12	<0.005	3	<0.5	<0.5		
STD OREAS45E	0.037	11.6	937	0.17	256	0.543	7.00	0.055	0.34	1.0	90.1	27	1.5	7.8	6.1	0.6	<1	90	6.7	<0.1	21.1	3.1	0.06	<0.005	2	<0.5	<0.5		
STD OREAS45E	0.033	11.1	998	0.17	272	0.547	6.89	0.059	0.34	1.0	95.6	24	1.2	8.4	6.4	0.5	<1	103	7.1	<0.1	21.0	3.0	0.15	<0.005	2	<0.5	<0.5		
Mean	0.0	11.3	961.3	0.2	260.5	0.5	6.9	0.1	0.3	1.0	95.0	25.3	1.3	8.2	6.4	0.6	#DIV/0!	93.8	7.0	#DIV/0!	21.8	3.0	0.1	#DIV/0!	2.5	#DIV/0!	#DIV/0!	#DIV/0!	#DIV/0!
Standard Deviation	0.00	0.36	28.67	0.01	8.70	0.01	0.10	0.00	0.01	0.08	3.58	1.50	0.15	0.30	0.21	0.06	0.00	6.18	0.22	0.00	0.97	0.13	0.04	0.00	0.58	0.00	0.00	0.00	#DIV/0!
%RSD	9%	3%	3%	6%	3%	1%	1%	4%	1%	8%	4%	6%	12%	4%	3%	10%	#DIV/0!	7%	3%	#DIV/0!	4%	4%	34%	#DIV/0!	23%	#DIV/0!	#DIV/0!	#DIV/0!	#DIV/0!
STD OREAS45EA																												0.01	
STD OREAS45EA																												0.01	
STD OREAS45EA																												0.01	
STD OREAS45EA																												0.01	
Mean	#DIV/0!	#DIV/0!	#DIV/0!	#DIV/0!	#DIV/0!	#DIV/0!	#DIV/0!	#DIV/0!	#DIV/0!	#DIV/0!	#DIV/0!	#DIV/0!	#DIV/0!	#DIV/0!	#DIV/0!	#DIV/0!	#DIV/0!	#DIV/0!	#DIV/0!	#DIV/0!	#DIV/0!	#DIV/0!	#DIV/0!	#DIV/0!	#DIV/0!	#DIV/0!	#DIV/0!	0.0	#DIV/0!
Standard Deviation	0.00	0.00	0.00	0.00	0.00	0.00	0.00	0.00	0.00	0.00	0.00	0.00	0.00	0.00	0.00	0.00	0.00	0.00	0.00	0.00	0.00	0.00	0.00	0.00	0.00	0.00	0.00	0.00	#DIV/0!
%RSD	#DIV/0!	#DIV/0!	#DIV/0!	#DIV/0!	#DIV/0!	#DIV/0!	#DIV/0!	#DIV/0!	#DIV/0!	#DIV/0!	#DIV/0!	#DIV/0!	#DIV/0!	#DIV/0!	#DIV/0!	#DIV/0!	#DIV/0!	#DIV/0!	#DIV/0!	#DIV/0!	#DIV/0!	#DIV/0!	#DIV/0!	#DIV/0!	#DIV/0!	#DIV/0!	#DIV/0!	0%	#DIV/0!
STD OXC145																													
STD OXC145																													
STD OXC145																													
Mean	#DIV/0!	#DIV/0!	#DIV/0!	#DIV/0!	#DIV/0!	#DIV/0!	#DIV/0!	#DIV/0!	#DIV/0!	#DIV/0!	#DIV/0!	#DIV/0!	#DIV/0!	#DIV/0!	#DIV/0!	#DIV/0!	#DIV/0!	#DIV/0!	#DIV/0!	#DIV/0!	#DIV/0!	#DIV/0!	#DIV/0!	#DIV/0!	#DIV/0!	#DIV/0!	#DIV/0!	#DIV/0!	#DIV/0!
Standard Deviation	0.00	0.00	0.00	0.00	0.00	0.00	0.00	0.00	0.00	0.00	0.00	0.00	0.00	0.00	0.00	0.00	0.00	0.00	0.00	0.00	0.00	0.00	0.00	0.00	0.00	0.00	0.00	0.00	#DIV/0!
%RSD	#DIV/0!	#DIV/0!	#DIV/0!	#DIV/0!	#DIV/0!	#DIV/0!	#DIV/0!	#DIV/0!	#DIV/0!	#DIV/0!	#DIV/0!	#DIV/0!	#DIV/0!	#DIV/0!	#DIV/0!	#DIV/0!	#DIV/0!	#DIV/0!	#DIV/0!	#DIV/0!	#DIV/0!	#DIV/0!	#DIV/0!	#DIV/0!	#DIV/0!	#DIV/0!	#DIV/0!	#DIV/0!	#DIV/0!
STD OXH139																													
STD OXH139																													
STD OXH139																													
Mean	#DIV/0!	#DIV/0!	#DIV/0!	#DIV/0!	#DIV/0!	#DIV/0!	#DIV/0!	#DIV/0!	#DIV/0!	#DIV/0!	#DIV/0!	#DIV/0!	#DIV/0!	#DIV/0!	#DIV/0!	#DIV/0!	#DIV/0!	#DIV/0!	#DIV/0!	#DIV/0!	#DIV/0!	#DIV/0!	#DIV/0!	#DIV/0!	#DIV/0!	#DIV/0!	#DIV/0!	#DIV/0!	#DIV/0!
Standard Deviation	0.00	0.00	0.00	0.00	0.00	0.00	0.00	0.00	0.00	0.00	0.00	0.00	0.00	0.00	0.00	0.00	0.00	0.00	0.00	0.00	0.00	0.00	0.00	0.00	0.00	0.00	0.00	0.00	#DIV/0!
%RSD	#DIV/0!	#DIV/0!	#DIV/0!	#DIV/0!	#DIV/0!	#DIV/0!	#DIV/0!	#DIV/0!	#DIV/0!	#DIV/0!	#DIV/0!	#DIV/0!	#DIV/0!	#DIV/0!	#DIV/0!	#DIV/0!	#DIV/0!	#DIV/0!	#DIV/0!	#DIV/0!	#DIV/0!	#DIV/0!	#DIV/0!	#DIV/0!	#DIV/0!	#DIV/0!	#DIV/0!	#DIV/0!	#DIV/0!
BLK																												<0.01	
BLK	<0.001	<0.1	<1	<0.01	<1	<0.001	<0.01	<0.001	<0.01	<0.1	<0.1	<1	<0.1	<0.1	<0.1	<0.1	<1	<1	<0.1	<0.1	0.1	<0.1	<0.05	<0.005	<1	<0.5	<0.5		
BLK	<0.001	<0.1	<1	<0.01	<1	<0.001	<0.01	<0.001	<0.01	<0.1	<0.1	<1	<0.1	<0.1	<0.1	<0.1	<1	<1	<0.1	<0.1	0.3	<0.1	<0.05	<0.005	2	<0.5	<0.5		
BLK																												<0.01	
BLK	<0.001	<0.1	1	<0.01	<1	<0.001	<0.01	0.005	<0.01	<0.1	<0.1	<1	<0.1	<0.1	<0.1	<0.1	<1	<1	<0.1	<0.1	0.1	<0.1	<0.05	<0.005	<1	<0.5	<0.5		
BLK	<0.001	<0.1	<1	<0.01	<1	<0.001	<0.01	0.005	<0.01	<0.1	<0.1	<1	<0.1	<0.1	<0.1	<0.1	<1	<1	<0.1	<0.1	0.2	<0.1	<0.05	<0.005	<1	<0.5	<0.5		
BLK																												<0.01	
BLK																												<0.01	
BLK																													
BLK																													
BLK																													
BLK																													
BLK																													
BLK																													
Mean	#DIV/0!	#DIV/0!	1.0	#DIV/0!	#DIV/0!	#DIV/0!	#DIV/0!	0.0	#DIV/0!	#DIV/0!	#DIV/0!	#DIV/0!	#DIV/0!	#DIV/0!	#DIV/0!	#DIV/0!	#DIV/0!	#DIV/0!	#DIV/0!	#DIV/0!	0.2	#DIV/0!	#DIV/0!	#DIV/0!	2.0	#DIV/0!	#DIV/0!	#DIV/0!	#DIV/0!
Standard Deviation	0.00	0.00	0.27	0.00	0.00	0.00	0.00	0.00	0.00	0.00	0.00	0.00	0.00	0.00	0.00	0.00	0.00	0.00	0.00	0.00	0.09	0.00	0.00	0.00	0.53	0.00	0.00	0.00	#DIV/0!
%RSD	#DIV/0!	#DIV/0!	27%	#DIV/0!	#DIV/0!	#DIV/0!	#DIV/0!	36%	#DIV/0!	#DIV/0!	#DIV/0!	#DIV/0!	#DIV/0!	#DIV/0!	#DIV/0!	#DIV/0!	#DIV/0!	#DIV/0!	#DIV/0!	#DIV/0!	54%	#DIV/0!	#DIV/0!	#DIV/0!	27%	#DIV/0!	#DIV/0!	#DIV/0!	#DIV/0!
Prep Wash																													
ROCK-WHI	0.038	12.4	3	0.56	849	0.210	7.22	3.404	1.75	0.3	53.9	25	0.8	16.1	5.5	0.4	<1	6	2.2	<0.1	32.5	1.7	<0.05	<0.005	<1	<0.5	<0.5	<0.01	
ROCK-WHI	0.037	11.7	3	0.55	835	0.205	7.29	3.431	1.78	0.3	53.5	24	0.8	15.5	5.2	0.4	<1	6	2.3	<0.1	32.2	1.7	<0.05	<0.005	<1	<0.5	<0.5	<0.01	
Percent Difference	3%	6%	0%	2%	2%	2%	1%	1%	2%	0%	1%	4%	0%	4%	6%	0%	#VALUE!	0%	4%	#VALUE!	1%	0%	#VALUE!	#VALUE!	#VALUE!	#VALUE!	#VALUE!	#VALUE!	

Bureau Veritas Commodities Canada Ltd. **Final Report**

Client: Goldstrike Resources Ltd.
File Created: 18-Oct-2018
Job Number: WHI18000586
Number of Samples: 103
Project: LUC
Shipment ID: DDLS-18-11
P.O. Number:
Received: 07-Aug-2018

	Method	WGHT	FA350	MA200	MA200	MA200	MA200	MA200	MA200	MA200	MA200	MA200	MA200	MA200	MA200	MA200	MA200	MA200	MA200	MA200	MA200	MA200	MA200	MA200	MA200	MA200	MA200	MA200	MA200	MA200	MA200	MA200	MA200	MA200	MA200	MA200	MA200	MA200	MA200	MA200	MA200	MA200	MA200	MA200	MA200	MA200	MA200	MA200	AQ200	
	Analyte	Wgt	Au	Mo	Cu	Pb	Zn	Ag	Ni	Co	Mn	Fe	As	U	Th	Sr	Cd	Sb	Bi	V	Ca	P	La	Cr	Mg	Ba	Ti	Al	Na	K	W	Zr	Ce	Sn	Y	Nb	Ta	Be	Sc	Li	S	Rb	Hf	In	Re	Se	Te	Tl	Hg	
	Unit	KG	PPB	PPM	PPM	PPM	PPM	PPM	PPM	PPM	PPM	%	PPM	PPM	PPM	PPM	PPM	PPM	PPM	PPM	%	%	PPM	PPM	%	PPM	%	%	%	%	PPM	PPM	PPM	PPM	PPM	PPM	PPM	PPM	PPM	PPM	%	PPM	PPM	PPM	PPM	PPM	PPM	PPM	PPM	
	MDL	0.01	2	0.1	0.1	0.1	1	0.1	0.1	0.2	1	0.01	1	0.1	0.1	1	0.1	0.1	0.1	1	0.01	0.001	0.1	1	0.01	1	0.001	0.01	0.001	0.01	0.1	0.1	1	0.1	0.1	0.1	0.1	1	1	0.1	0.1	0.1	0.1	0.05	0.005	1	0.5	0.5	0.01	
Sample	Type																																																	
Pulp Duplicates																																																		
1473456	Drill Core	3.98	2	0.2	33.6	26.9	91	0.2	28.1	15.0	948	5.14	2	5.7	18.1	124	0.3	0.3	0.6	103	0.32	0.080	35.8	82	1.07	902	0.415	9.89	0.684	3.08	4.1	37.1	71	4.2	22.2	16.0	1.1	3	15	44.1	<0.1	148.3	1.2	0.07	<0.005	1	<0.5	1.2	0.21	
1473456	REP		3																																															
Percent Difference			40%	#VALUE!	#VALUE!	#VALUE!	#VALUE!	#VALUE!	#VALUE!	#VALUE!	#VALUE!	#VALUE!	#VALUE!	#VALUE!	#VALUE!	#VALUE!	#VALUE!	#VALUE!	#VALUE!	#VALUE!	#VALUE!	#VALUE!	#VALUE!	#VALUE!	#VALUE!	#VALUE!	#VALUE!	#VALUE!	#VALUE!	#VALUE!	#VALUE!	#VALUE!	#VALUE!	#VALUE!	#VALUE!	#VALUE!	#VALUE!	#VALUE!	#VALUE!	#VALUE!	#VALUE!	#VALUE!	#VALUE!	#VALUE!	#VALUE!	#VALUE!	#VALUE!	#VALUE!	#VALUE!	#VALUE!	#VALUE!	
1473363	Drill Core	4.36	32	0.9	14.5	25.3	69	0.3	16.2	18.8	1361	4.63	8	0.9	2.9	132	0.7	2.3	<0.1	138	5.20	0.065	11.9	39	0.93	286	0.315	6.74	1.637	0.62	1.5	7.3	24	0.7	14.5	4.2	0.3	<1	16	17.8	<0.1	23.8	0.3	0.05	<0.005	<1	<0.5	<0.5	0.38	
1473363	REP			0.9	14.2	25.6	67	0.3	16.2	19.7	1446	4.76	7	0.9	3.1	124	0.8	2.0	<0.1	145	5.30	0.070	11.1	33	0.97	283	0.303	6.88	1.610	0.58	1.3	6.7	24	0.8	14.7	3.8	0.3	<1	17	19.2	<0.1	24.1	0.3	<0.05	<0.005	<1	1.3	<0.5		
Percent Difference			#VALUE!	0%	2%	1%	3%	0%	0%	5%	6%	3%	13%	0%	7%	6%	13%	14%	#VALUE!	5%	2%	7%	7%	17%	4%	1%	4%	2%	2%	7%	14%	9%	0%	13%	1%	10%	0%	#VALUE!	6%	8%	#VALUE!	1%	0%	#VALUE!	#VALUE!	#VALUE!	#VALUE!	#VALUE!	#VALUE!	
1473432	Drill Core	6.23	9	1.1	89.5	29.5	56	0.2	9.5	18.9	1053	5.15	11	0.6	3.6	315	0.3	1.2	0.2	128	3.84	0.065	11.9	23	1.59	144	0.243	7.36	2.591	0.59	2.9	8.1	23	1.5	10.8	3.6	0.2	<1	22	30.2	0.1	16.6	0.3	0.08	<0.005	<1	0.7	<0.5	0.12	
1473432	REP			1.0	81.5	27.2	57	0.2	9.7	17.6	1000	4.90	10	0.5	3.4	295	0.3	1.1	0.2	118	3.70	0.063	11.8	21	1.52	135	0.212	7.06	2.470	0.59	2.5	7.9	23	1.4	10.2	3.1	0.2	<1	20	25.6	0.1	16.3	0.3	0.07	<0.005	<1	<0.5	<0.5		
Percent Difference			#VALUE!	10%	9%	8%	2%	0%	2%	7%	5%	5%	10%	18%	6%	7%	0%	9%	0%	8%	4%	3%	1%	9%	5%	6%	14%	4%	5%	0%	15%	2%	0%	7%	6%	15%	0%	#VALUE!	10%	16%	0%	2%	0%	13%	#VALUE!	#VALUE!	#VALUE!	#VALUE!	#VALUE!	
1473359	Drill Core	4.53	<2	0.7	1.2	13.0	84	0.2	47.8	29.4	1117	5.92	6	0.9	2.1	241	0.1	0.4	<0.1	206	3.98	0.039	8.6	232	1.09	386	0.391	7.84	3.289	1.23	0.7	6.8	18	1.4	17.4	3.6	0.2	2	34	10.5	<0.1	50.6	0.3	<0.05	<0.005	<1	<0.5	<0.5	<0.01	
1473359	REP																																															<0.01	
Percent Difference			#VALUE!	#VALUE!	#VALUE!	#VALUE!	#VALUE!	#VALUE!	#VALUE!	#VALUE!	#VALUE!	#VALUE!	#VALUE!	#VALUE!	#VALUE!	#VALUE!	#VALUE!	#VALUE!	#VALUE!	#VALUE!	#VALUE!	#VALUE!	#VALUE!	#VALUE!	#VALUE!	#VALUE!	#VALUE!	#VALUE!	#VALUE!	#VALUE!	#VALUE!	#VALUE!	#VALUE!	#VALUE!	#VALUE!	#VALUE!	#VALUE!	#VALUE!	#VALUE!	#VALUE!	#VALUE!	#VALUE!	#VALUE!	#VALUE!	#VALUE!	#VALUE!	#VALUE!	#VALUE!	#VALUE!	
1473428	Drill Core	5.20	5	0.6	13.4	34.7	69	0.1	12.9	18.2	807	3.80	42	0.3	1.4	583	0.2	2.7	<0.1	103	8.78	0.027	6.1	10	4.31	144	0.135	4.69	0.036	0.47	0.8	4.8	11	0.5	9.3	1.1	<0.1	<1	10	36.2	<0.1	19.2	0.2	<0.05	<0.005	2	3.0	<0.5	0.02	
1473428	REP																																															0.02	
Percent Difference			#VALUE!	#VALUE!	#VALUE!	#VALUE!	#VALUE!	#VALUE!	#VALUE!	#VALUE!	#VALUE!	#VALUE!	#VALUE!	#VALUE!	#VALUE!	#VALUE!	#VALUE!	#VALUE!	#VALUE!	#VALUE!	#VALUE!	#VALUE!	#VALUE!	#VALUE!	#VALUE!	#VALUE!	#VALUE!	#VALUE!	#VALUE!	#VALUE!	#VALUE!	#VALUE!	#VALUE!	#VALUE!	#VALUE!	#VALUE!	#VALUE!	#VALUE!	#VALUE!	#VALUE!	#VALUE!	#VALUE!	#VALUE!	#VALUE!	#VALUE!	#VALUE!	#VALUE!	#VALUE!	0%	
1473393	Drill Core	5.20	36	2.9	52.6	6.7	54	0.1	14.9	20.3	1380	5.73	5	0.7	1.7	223	0.3	0.3	<0.1	169	5.57	0.068	10.1	21	1.55	550	0.455	7.54	3.895	1.20	3.4	7.3	20	0.5	21.8	5.5	0.3	1	31	10.4	<0.1	39.4	0.3	0.08	<0.005	1	1.1	<0.5	0.03	
1473393	REP																																															0.03	
Percent Difference			#VALUE!	#VALUE!	#VALUE!	#VALUE!	#VALUE!	#VALUE!	#VALUE!	#VALUE!	#VALUE!	#VALUE!	#VALUE!	#VALUE!	#VALUE!	#VALUE!	#VALUE!	#VALUE!	#VALUE!	#VALUE!	#VALUE!	#VALUE!	#VALUE!	#VALUE!	#VALUE!	#VALUE!	#VALUE!	#VALUE!	#VALUE!	#VALUE!	#VALUE!	#VALUE!	#VALUE!	#VALUE!	#VALUE!	#VALUE!	#VALUE!	#VALUE!	#VALUE!	#VALUE!	#VALUE!	#VALUE!	#VALUE!	#VALUE!	#VALUE!	#VALUE!	#VALUE!	#VALUE!	0%	
1473400	Rock Pulp	0.06	7	3.4	23.3	4.1	44	0.4	20.5	11.5	507	2.56	6	0.7	1.8	246	0.2	0.7	<0.1	84	1.83	0.053	8.2	30	0.82	479	0.274	5.24	2.179	0.86	25.8	34.6	16	0.7	12.3	3.0	0.2	<1	11	12.8	<0.1	22.0	1.0	<0.05	<0.005	<1	<0.5	<0.5	0.02	
1473400	REP		6																																															
Percent Difference			15%	#VALUE!	#VALUE!	#VALUE!	#VALUE!	#VALUE!	#VALUE!	#VALUE!	#VALUE!	#VALUE!	#VALUE!	#VALUE!	#VALUE!	#VALUE!	#VALUE!	#VALUE!	#VALUE!	#VALUE!	#VALUE!	#VALUE!	#VALUE!	#VALUE!	#VALUE!	#VALUE!	#VALUE!	#VALUE!	#VALUE!	#VALUE!	#VALUE!	#VALUE!	#VALUE!	#VALUE!	#VALUE!	#VALUE!	#VALUE!	#VALUE!	#VALUE!	#VALUE!	#VALUE!	#VALUE!	#VALUE!	#VALUE!	#VALUE!	#VALUE!	#VALUE!	#VALUE!	#VALUE!	#VALUE!	
1473434	Drill Core	5.32	5	0.9	18.7	95.4	53	0.2	14.7	19.1	956	4.36	21	0.5	4.5	435	0.3	1.0	0.5	147	5.15	0.046	14.7	44	2.23	198	0.231	6.47	0.454	0.48	1.3	7.9	29	0.9	10.5	3.5	0.2	<1	19	45.6	<0.1	13.5	0.4	<0.05	<0.005	<1	0.9	<0.5	0.20	
1473434	REP		5																																															
Percent Difference			0%	#VALUE!	#VALUE!	#VALUE!	#VALUE!	#VALUE!	#VALUE!	#VALUE!	#VALUE!	#VALUE!	#VALUE!	#VALUE!	#VALUE!	#VALUE!	#VALUE!	#VALUE!	#VALUE!	#VALUE!	#VALUE!	#VALUE!	#VALUE!	#VALUE!	#VALUE!	#VALUE!	#VALUE!	#VALUE!	#VALUE!	#VALUE!	#VALUE!	#VALUE!	#VALUE!	#VALUE!	#VALUE!	#VALUE!	#VALUE!	#VALUE!	#VALUE!	#VALUE!	#VALUE!	#VALUE!	#VALUE!	#VALUE!	#VALUE!	#VALUE!	#VALUE!	#VALUE!	#VALUE!	#VALUE!	
1473366	Drill Core	5.22	2	1.7	58.2	16.2	64	0.1	21.6	33.2	1464	6.67	6	0.7	1.6	238	<0.1	0.8	<0.1	235	5.46	0.062	9.1	35	1.78	762	0.466	7.13	3.252	1.17	0.5	5.9	19	2.0	19.8	1.4	<0.1	2	26	8.2	<0.1	49.8	0.4	0.10	<0.005	<1	0.7	<0.5	0.01	
1473366	REP		3																																															
Percent Difference			40%	#VALUE!	#VALUE!	#VALUE!	#VALUE!	#VALUE!	#VALUE!	#VALUE!	#VALUE!	#VALUE!	#VALUE!	#VALUE!	#VALUE!	#VALUE!	#VALUE!	#VALUE!	#VALUE!	#VALUE!	#VALUE!	#VALUE!	#VALUE!	#VALUE!	#VALUE!	#VALUE!	#VALUE!	#VALUE!	#VALUE!	#VALUE!	#VALUE!	#VALUE!	#VALUE!	#VALUE!	#VALUE!	#VALUE!	#VALUE!	#VALUE!	#VALUE!	#VALUE!	#VALUE!	#VALUE!	#VALUE!	#VALUE!	#VALUE!	#VALUE!	#VALUE!	#VALUE!	#VALUE!	#VALUE!	
Preparation Duplicates																																																		
1473363	Drill Core	4.36	32	0.9	14.5	25.3	69	0.3	16.2	18.8	1361	4.63	8	0.9	2.9	132	0.7	2.3	<0.1	138	5.20	0.065	11.9	39	0.93	286	0.315	6.74	1.637	0.62	1.5	7.3	24	0.7	14.5	4.2	0.3	<1	16	17.8	<0.1	23.8	0.3	0.05	<0.005	<1	<0.5	<0.5	0.38	
1473363	DUP		33	0.9	14.4	25.4	69	0.3	16.7	18.9	1442	4.77	7	0.9	3.0	123	0.5	2.1	<0.1	142	5.47	0.064	11.2	33	0.97	285	0.291	6.84	1.617	0.63	1.3	7.0	23	0.7	14.5	3.7	0.3	<1	17	18.9	<0.1	23.1	0.3	<0.05	<0.005	<1	0.7	<0.5	0.41	
Percent Difference			3%	0%	1%	0%	0%	0%	3%	1%	6%	3%	13%	0%	3%	7%	33%	9%	#VALUE!	3%	5%	2%	6%	17%	4%	0%	8%	1%	1%	2%	14%	4%	4%	0%	0%	13%	0%	#VALUE!	6%	6%	#VALUE!	3%	0%	#VALUE!	#VALUE!	#VALUE!	#VALUE!	#VALUE!	8%	
1473397	Drill Core	4.05	3	6.1	42.4	158.9	87	0.3	42.6	30.1	1537	6.07	9	0.9	1.0	197	0.4	0.7	0.8	245	5.44	0.039	7.2	109	1.82	700	0.522	6.53	2.465	1.08	0.4	10.0	17	0.8	23.9	4.0	0.2	<1	34	8.5	<0.1	52.8	0.5	0.05	<0.005	<1	0.7	<0.5	0.01	
1473397	DUP		3	5.4	41.0	164.3	86	0.4	41.6	28.6	1528	5.94	8	1.0	0.9	195	0.3	0.6	0.9	238	5.26	0.037	6.7	105	1.79	735	0.501	6.31	2.452	1.05	0.4	8.4	17	1.0	23.1	3.9	0.2	<1	33	8.0	<0.1	49.8	0.5	0.07	<0.005	<1	<0.5	<0.5	0.01	
Percent Difference			0%	12%	3%	3%	1%	29%	2%	5%	1%	2%	12%	11%	11%	1%	29%	15%	12%	3%	3%	5%	7%	4%	2%	5%	4%	3%	1%	3%	0%	17%	0%	22%	3%	3%	0%	#VALUE!	3%	6%	#VALUE!	6%	0%	33%	#VALUE!	#VALUE!	#VALUE!	#VALUE!	0%	
1473431	Drill Core	4.40	4	2.1	20.8	23.3	66	<0.1	2.8	18.1	960	4.87	11	0.8	5.4	467	0.1	0.7	<0.1	87	3.14	0.066	15.4	5	1.15	171	0.334	7.00	2.000	0.73	1.5	5.9	31	1.4	13.8	5.9	0.3	1	19	30.6	<0.1	18.7	0.2	0.07	<0.005	<1	<0.5	<0.5	0.03	
1473431	DUP		5	2.1	22.4	23.0	64	<0.1	2.8	16.9	926	4.89	12	0.7	5.2	442	0.1	0.8	<0.1	89	3.13	0.067	15.3	4	1.14	161	0.329	7.03	2.030	0.68	1.7	5.9	31	1.3	14.3	5.7	0.3	<1	20	30.1	<0.1	18.9	0.2	<0.05	<0.005	<1	<0.5	<0.5	0.04	
Percent Difference			22%	0%	7%	1%	3%	#VALUE!	0%	7%	4%	0%	9%	13%	4%	6%	0%	13%	#VALUE!	2%	0%	2%	1%	22%	1%	6%	2%	0%	1%	7%	13%	0%	0%	7%	4%	3%	0%	#VALUE!	5%	2%	#VALUE!	1%	0%	#VALUE!	#VALUE!	#VALUE!	#VALUE!	#VALUE!	29%	
Reference Materials																																																		
STD OXC145	STD		211																																															
STD DS11	STD																																															0.24	
STD DS11	STD																																															0.26	
STD DS11	STD																																															0.22	
Mean			#DIV/0!	#DIV/0!	#DIV/0!	#DIV/0!	#DIV/0!	#DIV/0!	#DIV/0!	#DIV/0!	#DIV/0!	#DIV/0!	#DIV/0!	#DIV/0!	#DIV/0!	#DIV/0!	#DIV/0!	#DIV/0!	#DIV/0!	#DIV/0!	#DIV/0!	#DIV/0!	#DIV/0!	#DIV/0!	#DIV/0!	#DIV/0!	#DIV/0!	#DIV/0!	#DIV/0!	#DIV/0!	#DIV/0!	#DIV/0!	#DIV/0!	#DIV/0!	#DIV/0!	#DIV/0!	#DIV/0!	#DIV/0!	#DIV/0!	#DIV/0!	#DIV/0!	#DIV/0!	#DIV/0!	#DIV/0!	#DIV/0!	#DIV/0!	#DIV/0!	#DIV/0!	0.2	#DIV/0!
Standard Deviation			0.00	0.00	0.00	0.00	0.00	0.00	0.00	0.00	0.00	0.00	0.00	0.00	0.00	0.00	0.00	0.00	0.00	0.00	0.00	0.00	0.00	0.00	0.00	0.00	0.00	0.00	0.00	0.00	0.00	0.00	0.00	0.00	0.00	0.00	0.00	0.00	0.00	0.00	0.00	0.00	0.00	0.00	0.00	0.00	0.00	0.00	0.02	#DIV/0!
%RSD			#DIV/0!	#DIV/0!	#DIV/0!	#DIV/0!	#DIV/0!	#DIV/0!	#DIV/0!	#DIV/0!	#DIV/0!	#DIV/0!	#DIV/0!	#DIV/0!	#DIV/0!	#DIV/0!	#DIV/0!	#DIV/0!	#DIV/0!	#DIV/0!	#DIV/0!	#DIV/0!	#DIV/0!	#DIV/0!	#DIV/0!	#DIV/0!	#DIV/0!	#DIV/0!	#DIV/0!	#DIV/0!	#DIV/0!	#DIV/0!	#DIV/0!	#DIV/0!	#DIV/0!	#DIV/0!	#DIV/0!	#DIV/0!	#DIV/0!	#DIV/0!	#DIV/0!	#DIV/0!	#DIV/0!	#DIV/0!	#DIV/0!	#DIV/0!	#DIV/0!	#DIV/0!	8%	#DIV/0!
STD OREAS25A-4A	STD			2.3	32.0	23.7	38	<0.1	41.9	7.5	478	6.42	10	2.7	15.9	45	<0.1	0.7	0.3	160	0.26	0.045	20.1	106	0.32	142	0.851	8.66	0.121	0.46	1.7	143.9	45	3.8	9.6	18.7	1.3	<1	12	35.6	<0.1	57.7	3.6	0.09	<0.005	2	<0.5	<0.5		
STD OREAS25A-4A	STD			2.7	33.1	25.3	44	<0.1	45.9	8.0	474	6.52	12	2.9	15.9	51	<0.1	0.7	0.3	170	0.31	0.052	22.7	110	0.35	165	0.968	8.74	0.134	0.51	2.0	161.6	50	4.3	11.4	21.3	1.6	<1	14	42.2	<0.1	62.4	4.4	0.09	<0.005	3	<0.5	<0.5		
STD OREAS25A-4A	STD			2.3	36.1	25.3	46	<0.1	39.5	7.4	486	6.41	7	2.9	16.7	45	0.3	0.6	0.4	155	0.31	0.043	24.0	104	0.36	148	0.918	9.12	0.131	0.48	1.9	146.8	46	3.7	10.6	18.3	1.4	<1	12	38.2	<0.1	60.7	4.4	0.10	<0.005	3	<0.5	<0.5		
STD OREAS25A-4A	STD			2.0	33.1	24.4	47	<0.1	43.5	7.4	481	6.31	9	2.7	14.1	48	0.1	0.6	0.5	148	0.27	0.048	19.6	105	0.31	145	0.841	8.69	0.136	0.47	1.7	145.3	45	3.5	10.0	18.0	1.3	1	12	35.6	<0.1	56.6	4.2	0.07	<0.005	2	<0.5	<0.5		
Mean			#DIV/0!	2.3	33.6	24.7	43.8	#DIV/0!	42.7	7.6	479.8	6.4	9.5	2.8	15.7	47.3	0.2	0.7	0.4	158.3	0.3	0.0	21.6	106.3	0.3	150.0	0.9	8.8	0.1	0.5	1.8	149.4	46.5	3.8	10.4	19.1	1.4	1.0	12.5	37.9	#DIV/0!	59.4	4.2	0.1	#DIV/0!	2.5	#DIV/0!	#DIV/0!	#DIV/0!	#DIV/0!
Standard Deviation			0.00	0.29	1.76	0.78	4.03	0.00	2.69	0.29	5.06	0.09	2.08	0.12	1.10	2.87	0.14	0.06	0.10	9.25	0.03	0.00	2.10	2.63	0.02	10.30	0.06	0.21	0.01	0.02	0.15	8.22	2.38	0.34	0.78	1.51	0.14	0.50	1.00	3.12	0.00	2.67	0.38	0.01	0.00	0.58	0.00	0.00	0.00	#DIV/0!
%RSD			#DIV/0!	12%	5%	3%	9%	#DIV/0!	6%	4%	1%	1%	22%	4%	7%	6%	71%	9%	26%	6%	9%	8%	10%	2%	7%	7%	7%	2%	5%	5%	8%	6%	5%	9%	8%	8%	10%	50%	8%	8%	#DIV/0!	5%	9%	14%	#DIV/0!	23%	#DIV/0!	#DIV/0!	#DIV/0!	#DIV/0!
STD OREAS45E	STD			2.6	793.1	19.2	45	0.3	487.4	60.9	568	25.45	17	2.6	14.1	18	<0.1	1.0	0.3	339	0.07	0.035	10.8	1060	0.16	264	0.541	7.11	0.059	0.37	0.9	97.0	24	1.6	8.0	6.1	0.5	<1	101	6.5	<0.1	22.5	2.8	0.09	<0.005	2	<0.5	<0.5		
STD OREAS45E	STD			2.5	777.0	18.4	45	0.3	493.7	60.5	592	24.30	18	2.5	13.4	18	<0.1	1.1	0.3	352	0.08	0.032	10.9	1044	0.17	265	0.550	6.96	0.060	0.37	1.0	102.1	25	1.4	8.0	6.2	0.5	<1	101	7.8	<0.1	22.8	3.0	0.08	<0.005	4	<0.5	<0.5		
STD OREAS45E	STD			2.5	760.8	19.9	47	0.3	449.8	63.8	578	24.36	15	2.7	13.3	16	<0.1	1.1	0.3	311	0.07	0.030	12.6	980	0.17	274	0.530	6.92	0.058	0.31	1.1	97.5	24	1.3	8.3	6.0	0.5	<1	91	6.8	<0.1	22.5	3.0	0.06	<0.005	3	<0.5	<0.5		
STD OREAS45E	STD			2.6	795.2	18.2	48	0.3	506.0	61.4	590	24.42	16	2.5	12.5	18	<0.1	1.1	0.4	336	0.08	0.033	10.7	1085	0.16	256	0.528	6.97	0.062	0.35	1.0	98.3	24	1.2	7.9	6.3	0.6	<1	95	7.4	<0.1	22.3	2.9	0.16	<0.005	2	<0.5	<0.5		
Mean			#DIV/0!	2.6	781.5	18.9	46.3	0.3	484.2	61.7	582.0	24.6	16.5	2.6	13.3	17.5	#DIV/0!	1.1	0.3	334.5	0.1	0.0	11.3	1042.3	0.2	264.8	0.5	7.0	0.1	0.4	1.0	98.7	24.3	1.4	8.1	6.2	0.5	#DIV/0!	97.0	7.1	#DIV/0!	22.5	2.9	0.1	#DIV/0!	2.8	#DIV/0!	#DIV/0!	#DIV/0!	#DIV/0!
Standard Deviation			0.00	0.06	16.03	0.78	1.50	0.00	24.21	1.48	11.20	0.55	1.29	0.10	0.66	1.00	0.00	0.05	0.05	17.14	0.01	0.00	0.90	44.80	0.01	7.37	0.01	0.08	0.00	0.03	0.08	2.31	0.50	0.17	0.17	0.13	0.05	0.00	4.90	0.59	0.00	0.21	0.10	0.04	0.00	0.96	0.00	0.00	0.00	#DIV/0!
%RSD			#DIV/0!	2%	2%	4%	3%	0%	5%	2%	2%	2%	8%	4%	5%	6%	#DIV/0!	5%	15%	5%	8%	6%	8%	4%	3%	3%	2%	1%	3%	8%	8%	2%	2%	12%	2%	2%	10%	#DIV/0!	5%	8%	#DIV/0!	1%	3%	45%	#DIV/0!	35%	#DIV/0!	#DIV/0!	#DIV/0!	#DIV/0!
STD OREAS45EA	STD																																															<0.01	
STD OREAS45EA	STD																																															0.01	
STD OREAS45EA	STD																																															0.01	
Mean			#DIV/0!	#DIV/0!	#DIV/0!	#DIV/0!	#DIV/0!	#DIV/0!	#DIV/0!	#DIV/0!	#DIV/0!	#DIV/0!	#DIV/0!	#DIV/0!	#DIV/0!	#DIV/0!	#DIV/0!	#DIV/0!	#DIV/0!	#DIV/0!	#DIV/0!	#DIV/0!	#DIV/0!	#DIV/0!	#DIV/0!	#DIV/0!	#DIV/0!	#DIV/0!	#DIV/0!	#DIV/0!	#DIV/0!	#DIV/0!	#DIV/0!	#DIV/0!	#DIV/0!	#DIV/0!	#DIV/0!	#DIV/0!	#DIV/0!	#DIV/0!	#DIV/0!	#DIV/0!	#DIV/0!	#DIV/0!	#DIV/0!	#DIV/0!	#DIV/0!	#DIV/0!	0.0	#DIV/0!
Standard Deviation			0.00	0.00	0.00	0.00	0.00	0.00	0.00	0.00	0.00	0.00	0.00	0.00	0.00	0.00	0.00	0.00	0.00	0.00	0.00	0.00	0.00	0.00	0.00	0.00	0.00	0.00	0.00	0.00	0.00	0.00	0.00	0.00	0.00	0.00	0.00	0.00	0.00	0.00	0.00	0.00	0.00	0.00	0.00	0.00	0.00	0.00	0.01	#DIV/0!
%RSD			#DIV/0!	#DIV/0!	#DIV/0!	#DIV/0!	#DIV/0!	#DIV/0!	#DIV/0!	#DIV/0!	#DIV/0!	#DIV/0!	#DIV/0!	#DIV/0!	#DIV/0!	#DIV/0!	#DIV/0!	#DIV/0!	#DIV/0!	#DIV/0!	#DIV/0!	#DIV/0!	#DIV/0!	#DIV/0!	#DIV/0!	#DIV/0!	#DIV/0!	#DIV/0!	#DIV/0!	#DIV/0!	#DIV/0!	#DIV/0!	#DIV/0!	#DIV/0!	#DIV/0!	#DIV/0!	#DIV/0!	#DIV/0!	#DIV/0!	#DIV/0!	#DIV/0!	#DIV/0!	#DIV/0!	#DIV/0!	#DIV/0!	#DIV/0!	#DIV/0!	#DIV/0!	58%	#DIV/0!
STD OXC145	STD		214																																															
STD OXC145	STD		225																																															
STD OXC145	STD		212																																															
Mean			217.0	#DIV/0!	#DIV/0!	#DIV/0!	#DIV/0!	#DIV/0!	#DIV/0!	#DIV/0!	#DIV/0!	#DIV/0!	#DIV/0!	#DIV/0!	#DIV/0!	#DIV/0!	#DIV/0!	#DIV/0!	#DIV/0!	#DIV/0!	#DIV/0!	#DIV/0!	#DIV/0!	#DIV/0!	#DIV/0!	#DIV/0!	#DIV/0!	#DIV/0!	#DIV/0!	#DIV/0!	#DIV/0!	#DIV/0!	#DIV/0!	#DIV/0!	#DIV/0!	#DIV/0!	#DIV/0!	#DIV/0!	#DIV/0!	#DIV/0!	#DIV/0!	#DIV/0!	#DIV/0!	#DIV/0!	#DIV/0!	#DIV/0!	#DIV/0!	#DIV/0!	#DIV/0!	#DIV/0!	#DIV/0!
Standard Deviation			7.00	0.00	0.00	0.00	0.00	0.00	0.00	0.00	0.00	0.00	0.00	0.00	0.00	0.00	0.00	0.00	0.00	0.00	0.00	0.00	0.00	0.00	0.00	0.00	0.00	0.00	0.00	0.00	0.00	0.00	0.00	0.00	0.00	0.00	0.00	0.00	0.00	0.00	0.00	0.00	0.00	0.00	0.00	0.00	0.00	0.00	0.00	#DIV/0!
%RSD			3%	#DIV/0!	#DIV/0!	#DIV/0!	#DIV/0!	#DIV/0!	#DIV/0!	#DIV/0!	#DIV/0!	#DIV/0!	#DIV/0!	#DIV/0!	#DIV/0!	#DIV/0!	#DIV/0!	#DIV/0!	#DIV/0!	#DIV/0!	#DIV/0!	#DIV/0!	#DIV/0!	#DIV/0!	#DIV/0!	#DIV/0!	#DIV/0!	#DIV/0!	#DIV/0!	#DIV/0!	#DIV/0!	#DIV/0!	#DIV/0!	#DIV/0!	#DIV/0!	#DIV/0!	#DIV/0!	#DIV/0!	#DIV/0!	#DIV/0!	#DIV/0!	#DIV/0!	#DIV/0!	#DIV/0!	#DIV/0!	#DIV/0!	#DIV/0!	#DIV/0!	#DIV/0!	#DIV/0!
STD OXH139	STD		1294																																															
STD OXH139	STD		1290																																															
STD OXH139	STD		1273																																															
Mean			1285.7	#DIV/0!	#DIV/0!	#DIV/0!	#DIV/0!	#DIV/0!	#DIV/0!	#DIV/0!	#DIV/0!	#DIV/0!	#DIV/0!	#DIV/0!	#DIV/0!	#DIV/0!	#DIV/0!	#DIV/0!	#DIV/0!	#DIV/0!	#DIV/0!	#DIV/0!	#DIV/0!	#DIV/0!	#DIV/0!	#DIV/0!	#DIV/0!	#DIV/0!	#DIV/0!	#DIV/0!	#DIV/0!	#DIV/0!	#DIV/0!	#DIV/0!	#DIV/0!	#DIV/0!	#DIV/0!	#DIV/0!	#DIV/0!	#DIV/0!	#DIV/0!	#DIV/0!	#DIV/0!	#DIV/0!	#DIV/0!	#DIV/0!	#DIV/0!	#DIV/0!	#DIV/0!	#DIV/0!	#DIV/0!
Standard Deviation			11.15	0.00	0.00	0.00	0.00	0.00	0.00	0.00	0.00	0.00	0.00	0.00	0.00	0.00	0.00	0.00	0.00	0.00	0.00	0.00	0.00	0.00	0.00	0.00	0.00	0.00	0.00	0.00	0.00	0.00	0.00	0.00	0.00	0.00	0.00	0.00	0.00	0.00	0.00	0.00	0.00	0.00	0.00	0.00	0.00	0.00	0.00	#DIV/0!
%RSD			1%	#DIV/0!	#DIV/0!	#DIV/0!	#DIV/0!	#DIV/0!	#DIV/0!	#DIV/0!	#DIV/0!	#DIV/0!	#DIV/0!	#DIV/0!	#DIV/0!	#DIV/0!	#DIV/0!	#DIV/0!	#DIV/0!	#DIV/0!	#DIV/0!	#DIV/0!	#DIV/0!	#DIV/0!	#DIV/0!	#DIV/0!	#DIV/0!	#DIV/0!	#DIV/0!	#DIV/0!	#DIV/0!	#DIV/0!	#DIV/0!	#DIV/0!	#DIV/0!	#DIV/0!	#DIV/0!	#DIV/0!	#DIV/0!	#DIV/0!	#DIV/0!	#DIV/0!	#DIV/0!	#DIV/0!	#DIV/0!	#DIV/0!	#DIV/0!	#DIV/0!	#DIV/0!	#DIV/0!
BLK	BLK		<2																																															
BLK	BLK			<0.1	<0.1	<0.1	<1	<0.1	<0.1	<0.2	<1	<0.01	<1	<0.1	<0.1	<1	<0.1	<0.1	<0.1	<1	<0.01	<0.001	<0.1	<1	<0.01	<1	<0.001	<0.01	<0.001	<0.01	<0.1	<0.1	<1	<0.1	<0.1	<0.1	<0.1	<1	<1	<0.1	<0.1	0.2	<0.1	<0.05	<0.005	<1	<0.5	<0.5		
BLK	BLK			<0.1	0.1	<0.1	<1	<0.1	<0.1	<0.2	<1	<0.01	<1	<0.1	<0.1	<1	<0.1	<0.1	<0.1	<1	<0.01	<0.001	<0.1	<1	<0.01	<1	<0.001	<0.01	<0.001	<0.01	<0.1	<0.1	<1	<0.1	<0.1	<0.1	<0.1	<1	<1	<0.1	<0.1	0.4	<0.1	<0.05	<0.005	<1	<0.5	<0.5		
BLK	BLK			<0.1	0.2	<0.1	<1	<0.1	<0.1	<0.2	<1	<0.01	<1	<0.1	<0.1	<1	<0.1	<0.1	<0.1	<1	<0.01	<0.001	<0.1	2	<0.01	<1	<0.001	<0.01	<0.001	<0.01	<0.1	<0.1	<1	<0.1	<0.1	<0.1	<0.1	<1	<1	<0.1	<0.1	0.1	<0.1	<0.05	<0.005	2	<0.5	<0.5		
BLK	BLK																																															<0.01	
BLK	BLK																																															<0.01	
BLK	BLK																																															<0.01	
BLK	BLK			<0.1	0.1	<0.1	<1	<0.1	0.1	<0.2	<1	<0.01	<1	<0.1	<0.1	<1	<0.1	<0.1	<0.1	<1	<0.01	<0.001	<0.1	<1	<0.01	<1	<0.001	<0.01	0.005	<0.01	<0.1	<0.1	<1	<0.1	<0.1	<0.1	<0.1	<1	<1	<0.1	<0.1	0.2	<0.1	<0.05	<0.005	<1	<0.5	<0.5		
BLK	BLK		<2																																															
BLK	BLK		<2																																															
BLK	BLK		<2																																															
BLK	BLK		<2																																															
BLK	BLK		<2																																															
BLK	BLK		<2																																															
Mean			#DIV/0!	#DIV/0!	0.1	#DIV/0!	#DIV/0!	#DIV/0!	0.1	#DIV/0!	#DIV/0!	#DIV/0!	#DIV/0!	#DIV/0!	#DIV/0!	#DIV/0!	#DIV/0!	#DIV/0!	#DIV/0!	#DIV/0!	#DIV/0!	#DIV/0!	#DIV/0!	2.0	#DIV/0!	#DIV/0!	#DIV/0!	#DIV/0!	0.0	#DIV/0!	#DIV/0!	#DIV/0!	#DIV/0!	#DIV/0!	#DIV/0!	#DIV/0!	#DIV/0!	#DIV/0!	#DIV/0!	#DIV/0!	#DIV/0!	0.2	#DIV/0!	#DIV/0!	#DIV/0!	2.0	#DIV/0!	#DIV/0!	#DIV/0!	#DIV/0!
Standard Deviation			0.00	0.00	0.06	0.00	0.00	0.00	0.03	0.00	0.00	0.00	0.00	0.00	0.00	0.00	0.00	0.00	0.00	0.00	0.00	0.00	0.00	0.53	0.00	0.00	0.00	0.00	0.00	0.00	0.00	0.00	0.00	0.00	0.00	0.00	0.00	0.00	0.00	0.00	0.00	0.12	0.00	0.00	0.00	0.53	0.00	0.00	0.00	#DIV/0!
%RSD			#DIV/0!	#DIV/0!	46%	#DIV/0!	#DIV/0!	#DIV/0!	27%	#DIV/0!	#DIV/0!	#DIV/0!	#DIV/0!	#DIV/0!	#DIV/0!	#DIV/0!	#DIV/0!	#DIV/0!	#DIV/0!	#DIV/0!	#DIV/0!	#DIV/0!	#DIV/0!	27%	#DIV/0!	#DIV/0!	#DIV/0!	#DIV/0!	27%	#DIV/0!	#DIV/0!	#DIV/0!	#DIV/0!	#DIV/0!	#DIV/0!	#DIV/0!	#DIV/0!	#DIV/0!	#DIV/0!	#DIV/0!	#DIV/0!	54%	#DIV/0!	#DIV/0!	#DIV/0!	27%	#DIV/0!	#DIV/0!	#DIV/0!	#DIV/0!
Prep Wash																																																		
ROCK-WHI	Prep Blanl		<2	2.5	8.5	2.8	253	<0.1	1.4	4.5	708	2.06	3	1.2	3.1	192	1.9	0.1	<0.1	38	1.52	0.040	13.2	3	0.58	839	0.208	6.70	3.540	1.61	0.3	51.0	25	0.8	16.4	5.6	0.4	1	7	2.6	0.1	35.3	1.6	0.06	<0.005	1	<0.5	<0.5	0.02	
ROCK-WHI	Prep Blanl		<2	1.2	8.6	2.8	92	<0.1	1.0	4.6	751	2.15	2	1.2	2.9	196	0.4	0.1	<0.1	40	1.58	0.042	11.5	4	0.58	837	0.223	6.76	3.692	1.70	0.3	54.6	23	0.8	16.6	5.8	0.4	1	7	1.9	<0.1	34.7	1.8	<0.05	<0.005	<1	<0.5	<0.5	<0.01	
Percent Difference			#VALUE!	70%	1%	0%	93%	#VALUE!	33%	2%	6%	4%	40%	0%	7%	2%	130%	0%	#VALUE!	5%	4%	5%	14%	29%	0%	0%	7%	1%	4%	5%	0%	7%	8%	0%	1%	4%	0%	0%	0%	31%	#VALUE!	2%	12%	#VALUE!	#VALUE!	#VALUE!	#VALUE!	#VALUE!	#VALUE!	

Bureau Veritas Commodities Canada Ltd. **Final Report**

Client: Goldstrike Resources Ltd.
File Created: 18-Sep-2018
Job Number: WHI18000520
Number of Samples: 61
Project: LUC
Shipment ID: LSTR-18-01
P.O. Number:
Received: 01-Aug-2018

	Method	WGHT	FA350	MA200	MA200	MA200	MA200	MA200	MA200	MA200	MA200	MA200	MA200	MA200	MA200	MA200	MA200	MA200	MA200	MA200	MA200	MA200	MA200	MA200	MA200	MA200	MA200	MA200	MA200	MA200	MA200	MA200	MA200	MA200	MA200	MA200	MA200	MA200	MA200	MA200	MA200	MA200	MA200	MA200	MA200	MA200	MA200	MA200	AQ200	FA550
	Analyte	Wgt	Au	Mo	Cu	Pb	Zn	Ag	Ni	Co	Mn	Fe	As	U	Th	Sr	Cd	Sb	Bi	V	Ca	P	La	Cr	Mg	Ba	Ti	Al	Na	K	W	Zr	Ce	Sn	Y	Nb	Ta	Be	Sc	Li	S	Rb	Hf	In	Re	Se	Te	Tl	Hg	Au
	Unit	KG	PPB	PPM	PPM	PPM	PPM	PPM	PPM	PPM	PPM	%	PPM	PPM	PPM	PPM	PPM	PPM	PPM	PPM	%	%	PPM	PPM	%	PPM	%	%	%	%	PPM	PPM	PPM	PPM	PPM	PPM	PPM	PPM	PPM	PPM	%	PPM	PPM	PPM	PPM	PPM	PPM	PPM	PPM	GM/T
	MDL	0.01	2	0.1	0.1	0.1	1	0.1	0.1	0.2	1	0.01	1	0.1	0.1	1	0.1	0.1	0.1	1	0.01	0.001	0.1	1	0.01	1	0.001	0.01	0.001	0.01	0.1	0.1	1	0.1	0.1	0.1	0.1	1	1	0.1	0.1	0.1	0.1	0.05	0.005	1	0.5	0.5	0.01	0.9
Sample	**Type**																																																	
Pulp Duplicates																																																		
1316125	Rock Pulp	0.06	11	7.8	45.7	5.0	58	0.1	37.9	12.8	821	4.18	5	0.6	1.6	308	0.1	0.8	<0.1	120	2.85	0.061	7.7	53	1.35	493	0.358	6.54	2.317	0.94	0.8	25.8	17	1.4	14.5	4.0	0.2	<1	15	13.6	<0.1	14.8	0.8	0.05	<0.005	<1	<0.5	<0.5	0.01	
1316125	REP			7.3	47.0	5.1	62	0.1	36.6	12.2	819	4.16	5	0.5	1.6	316	0.2	0.8	<0.1	119	2.85	0.058	8.1	53	1.35	481	0.358	6.59	2.314	0.93	0.8	27.8	18	1.3	15.2	3.7	0.2	1	15	13.3	<0.1	16.6	0.8	0.07	<0.005	<1	<0.5	<0.5		
Percent Difference			#VALUE!	7%	3%	2%	7%	0%	3%	5%	0%	0%	0%	18%	0%	3%	67%	0%	#VALUE!	1%	0%	5%	5%	0%	0%	2%	0%	1%	0%	1%	0%	7%	6%	7%	5%	8%	0%	#VALUE!	0%	2%	#VALUE!	11%	0%	33%	#VALUE!	#VALUE!	#VALUE!	#VALUE!	#VALUE!	#VALUE!
1316118	Rock	2.63	136	1.0	8.2	8.2	67	<0.1	5.0	4.4	704	2.85	9	0.3	1.9	315	0.1	2.4	<0.1	38	4.17	0.022	12.3	12	0.12	2543	0.068	4.11	0.056	0.34	1.4	8.6	26	0.3	7.6	1.6	0.1	<1	10	28.6	<0.1	8.1	0.2	0.06	<0.005	<1	<0.5	<0.5	0.13	
1316118	REP																																																0.11	
Percent Difference			#VALUE!	#VALUE!	#VALUE!	#VALUE!	#VALUE!	#VALUE!	#VALUE!	#VALUE!	#VALUE!	#VALUE!	#VALUE!	#VALUE!	#VALUE!	#VALUE!	#VALUE!	#VALUE!	#VALUE!	#VALUE!	#VALUE!	#VALUE!	#VALUE!	#VALUE!	#VALUE!	#VALUE!	#VALUE!	#VALUE!	#VALUE!	#VALUE!	#VALUE!	#VALUE!	#VALUE!	#VALUE!	#VALUE!	#VALUE!	#VALUE!	#VALUE!	#VALUE!	#VALUE!	#VALUE!	#VALUE!	#VALUE!	#VALUE!	#VALUE!	#VALUE!	#VALUE!	#VALUE!	17%	#VALUE!
1316148	Rock	2.13	3	0.4	20.3	8.5	93	0.1	3.0	9.3	564	4.21	2	1.1	3.2	229	<0.1	0.2	<0.1	113	1.27	0.133	14.1	7	0.55	685	0.467	9.03	4.307	1.64	0.5	43.0	32	1.0	13.8	4.5	0.2	<1	22	9.8	<0.1	47.9	1.0	0.11	<0.005	<1	<0.5	<0.5	<0.01	
1316148	REP																																																<0.01	
Percent Difference			#VALUE!	#VALUE!	#VALUE!	#VALUE!	#VALUE!	#VALUE!	#VALUE!	#VALUE!	#VALUE!	#VALUE!	#VALUE!	#VALUE!	#VALUE!	#VALUE!	#VALUE!	#VALUE!	#VALUE!	#VALUE!	#VALUE!	#VALUE!	#VALUE!	#VALUE!	#VALUE!	#VALUE!	#VALUE!	#VALUE!	#VALUE!	#VALUE!	#VALUE!	#VALUE!	#VALUE!	#VALUE!	#VALUE!	#VALUE!	#VALUE!	#VALUE!	#VALUE!	#VALUE!	#VALUE!	#VALUE!	#VALUE!	#VALUE!	#VALUE!	#VALUE!	#VALUE!	#VALUE!	#VALUE!	#VALUE!
1316158	Rock	3.74	10	0.1	26.6	10.5	123	0.1	4.8	16.8	874	4.65	2	1.1	3.3	287	<0.1	0.3	<0.1	133	1.35	0.139	12.5	9	2.45	1193	0.424	10.43	3.022	2.71	0.7	37.3	29	1.2	12.9	5.7	0.3	2	26	31.7	<0.1	76.9	1.0	0.06	<0.005	<1	<0.5	<0.5	<0.01	
1316158	REP			0.1	27.4	11.2	132	0.2	5.4	18.8	958	4.59	1	1.2	3.9	307	<0.1	0.4	<0.1	133	1.49	0.138	13.6	10	2.46	1310	0.420	11.12	3.036	2.70	0.9	39.4	32	1.1	13.1	6.0	0.3	2	26	34.0	<0.1	74.9	1.1	<0.05	<0.005	<1	0.5	0.5		
Percent Difference			#VALUE!	0%	3%	6%	7%	67%	12%	11%	9%	1%	67%	9%	17%	7%	#VALUE!	29%	#VALUE!	0%	10%	1%	8%	11%	0%	9%	1%	6%	0%	0%	25%	5%	10%	9%	2%	5%	0%	0%	0%	7%	#VALUE!	3%	10%	#VALUE!	#VALUE!	#VALUE!	#VALUE!	#VALUE!	#VALUE!	#VALUE!
1316153	Rock	2.73	6	0.2	12.6	12.1	73	<0.1	4.6	10.8	600	3.06	4	1.1	3.7	464	<0.1	0.4	<0.1	83	0.96	0.092	19.6	10	1.46	1053	0.294	8.42	3.121	1.98	0.5	30.5	37	1.2	11.6	4.8	0.2	2	13	14.3	<0.1	62.7	0.7	0.05	<0.005	<1	<0.5	<0.5	<0.01	
1316153	REP		7																																															
Percent Difference			15%	#VALUE!	#VALUE!	#VALUE!	#VALUE!	#VALUE!	#VALUE!	#VALUE!	#VALUE!	#VALUE!	#VALUE!	#VALUE!	#VALUE!	#VALUE!	#VALUE!	#VALUE!	#VALUE!	#VALUE!	#VALUE!	#VALUE!	#VALUE!	#VALUE!	#VALUE!	#VALUE!	#VALUE!	#VALUE!	#VALUE!	#VALUE!	#VALUE!	#VALUE!	#VALUE!	#VALUE!	#VALUE!	#VALUE!	#VALUE!	#VALUE!	#VALUE!	#VALUE!	#VALUE!	#VALUE!	#VALUE!	#VALUE!	#VALUE!	#VALUE!	#VALUE!	#VALUE!	#VALUE!	#VALUE!
Preparation Duplicates																																																		
1316115	Rock	3.25	12	0.9	18.6	4.1	35	<0.1	2.5	4.8	455	2.38	7	0.5	2.9	122	0.3	1.5	<0.1	42	1.47	0.021	12.8	3	0.13	562	0.125	6.02	2.361	1.08	4.1	5.4	26	0.5	13.4	1.8	<0.1	<1	9	12.8	<0.1	22.0	0.3	<0.05	<0.005	<1	<0.5	<0.5	0.16	
1316115	DUP		11	0.9	18.8	4.0	36	<0.1	2.6	5.0	496	2.43	7	0.5	3.0	124	0.2	1.5	<0.1	42	1.53	0.021	13.1	3	0.13	569	0.125	6.09	2.361	1.09	4.1	5.8	27	0.6	13.9	2.0	<0.1	<1	9	12.8	<0.1	22.6	0.3	<0.05	<0.005	<1	<0.5	<0.5	0.13	
Percent Difference			9%	0%	1%	2%	3%	#VALUE!	4%	4%	9%	2%	0%	0%	3%	2%	40%	0%	#VALUE!	0%	4%	0%	2%	0%	0%	1%	0%	1%	0%	1%	0%	7%	4%	18%	4%	11%	#VALUE!	#VALUE!	0%	0%	#VALUE!	3%	0%	#VALUE!	#VALUE!	#VALUE!	#VALUE!	#VALUE!	21%	#VALUE!
1316149	Rock	2.63	4	0.3	9.8	15.7	118	0.1	2.6	11.8	824	4.42	3	1.2	3.0	267	<0.1	0.3	<0.1	115	1.32	0.158	13.7	6	0.91	924	0.430	10.96	4.485	1.82	0.6	35.5	31	1.0	14.8	5.9	0.3	<1	24	12.8	<0.1	48.7	1.0	<0.05	<0.005	<1	<0.5	<0.5	<0.01	
1316149	DUP		7	0.2	10.3	14.4	120	0.1	2.4	12.1	848	4.41	<1	1.1	2.9	274	<0.1	0.2	<0.1	115	1.28	0.161	13.9	7	0.89	948	0.428	10.79	4.474	1.76	0.5	34.9	32	1.0	14.9	5.7	0.3	2	25	12.6	<0.1	48.6	1.0	<0.05	<0.005	<1	<0.5	<0.5	<0.01	
Percent Difference			55%	40%	5%	9%	2%	0%	8%	3%	3%	0%	#VALUE!	9%	3%	3%	#VALUE!	40%	#VALUE!	0%	3%	2%	1%	15%	2%	3%	0%	2%	0%	3%	18%	2%	3%	0%	1%	3%	0%	#VALUE!	4%	2%	#VALUE!	0%	0%	#VALUE!	#VALUE!	#VALUE!	#VALUE!	#VALUE!	#VALUE!	#VALUE!
Reference Materials																																																		
STD AGPROOF	STD																																																	<0.9
STD DS11	STD																																																0.27	
STD DS11	STD																																																0.28	
Mean			#DIV/0!	#DIV/0!	#DIV/0!	#DIV/0!	#DIV/0!	#DIV/0!	#DIV/0!	#DIV/0!	#DIV/0!	#DIV/0!	#DIV/0!	#DIV/0!	#DIV/0!	#DIV/0!	#DIV/0!	#DIV/0!	#DIV/0!	#DIV/0!	#DIV/0!	#DIV/0!	#DIV/0!	#DIV/0!	#DIV/0!	#DIV/0!	#DIV/0!	#DIV/0!	#DIV/0!	#DIV/0!	#DIV/0!	#DIV/0!	#DIV/0!	#DIV/0!	#DIV/0!	#DIV/0!	#DIV/0!	#DIV/0!	#DIV/0!	#DIV/0!	#DIV/0!	#DIV/0!	#DIV/0!	#DIV/0!	#DIV/0!	#DIV/0!	#DIV/0!	#DIV/0!	0.3	#DIV/0!
Standard Deviation			0.00	0.00	0.00	0.00	0.00	0.00	0.00	0.00	0.00	0.00	0.00	0.00	0.00	0.00	0.00	0.00	0.00	0.00	0.00	0.00	0.00	0.00	0.00	0.00	0.00	0.00	0.00	0.00	0.00	0.00	0.00	0.00	0.00	0.00	0.00	0.00	0.00	0.00	0.00	0.00	0.00	0.00	0.00	0.00	0.00	0.00	0.16	0.00
%RSD			#DIV/0!	#DIV/0!	#DIV/0!	#DIV/0!	#DIV/0!	#DIV/0!	#DIV/0!	#DIV/0!	#DIV/0!	#DIV/0!	#DIV/0!	#DIV/0!	#DIV/0!	#DIV/0!	#DIV/0!	#DIV/0!	#DIV/0!	#DIV/0!	#DIV/0!	#DIV/0!	#DIV/0!	#DIV/0!	#DIV/0!	#DIV/0!	#DIV/0!	#DIV/0!	#DIV/0!	#DIV/0!	#DIV/0!	#DIV/0!	#DIV/0!	#DIV/0!	#DIV/0!	#DIV/0!	#DIV/0!	#DIV/0!	#DIV/0!	#DIV/0!	#DIV/0!	#DIV/0!	#DIV/0!	#DIV/0!	#DIV/0!	#DIV/0!	#DIV/0!	#DIV/0!	58%	#DIV/0!
STD OREAS25A-4A	STD			2.2	31.2	23.1	42	<0.1	43.2	7.4	478	6.31	8	2.5	13.4	45	<0.1	0.7	0.4	151	0.26	0.047	17.3	106	0.31	138	0.900	8.17	0.136	0.48	1.8	146.2	40	3.7	9.4	18.2	1.4	<1	11	36.1	<0.1	51.2	3.8	0.12	<0.005	3	<0.5	<0.5		
STD OREAS25A-4A	STD			2.9	38.5	24.3	43	<0.1	48.2	8.8	520	6.62	10	2.8	16.3	51	<0.1	0.7	0.3	157	0.32	0.053	23.2	118	0.35	157	0.966	9.53	0.121	0.51	1.9	161.9	50	4.1	12.0	21.5	1.4	1	13	35.0	<0.1	60.3	4.1	0.13	<0.005	2	<0.5	<0.5		
Mean				#DIV/0!	#DIV/0!	#DIV/0!	#DIV/0!	#DIV/0!	#DIV/0!	#DIV/0!	#DIV/0!	#DIV/0!	#DIV/0!	#DIV/0!	#DIV/0!	#DIV/0!	#DIV/0!	#DIV/0!	#DIV/0!	#DIV/0!	#DIV/0!	#DIV/0!	#DIV/0!	#DIV/0!	#DIV/0!	#DIV/0!	#DIV/0!	#DIV/0!	#DIV/0!	#DIV/0!	#DIV/0!	#DIV/0!	#DIV/0!	#DIV/0!	#DIV/0!	#DIV/0!	#DIV/0!	#DIV/0!	#DIV/0!	#DIV/0!	#DIV/0!	#DIV/0!	#DIV/0!	#DIV/0!	#DIV/0!	#DIV/0!	#DIV/0!	#DIV/0!	0.3	#DIV/0!
Standard Deviation				0.49	5.16	0.85	0.71	0.00	3.54	0.99	29.70	0.22	1.41	0.21	2.05	4.24	0.00	0.00	0.07	4.24	0.04	0.00	4.17	8.49	0.03	13.44	0.05	0.96	0.01	0.02	0.07	11.10	7.07	0.28	1.84	2.33	0.00	0.71	1.41	0.78	0.00	6.43	0.21	0.01	0.00	0.71	0.00	0.00	0.00	0.00
%RSD				#DIV/0!	#DIV/0!	#DIV/0!	#DIV/0!	#DIV/0!	#DIV/0!	#DIV/0!	#DIV/0!	#DIV/0!	#DIV/0!	#DIV/0!	#DIV/0!	#DIV/0!	#DIV/0!	#DIV/0!	#DIV/0!	#DIV/0!	#DIV/0!	#DIV/0!	#DIV/0!	#DIV/0!	#DIV/0!	#DIV/0!	#DIV/0!	#DIV/0!	#DIV/0!	#DIV/0!	#DIV/0!	#DIV/0!	#DIV/0!	#DIV/0!	#DIV/0!	#DIV/0!	#DIV/0!	#DIV/0!	#DIV/0!	#DIV/0!	#DIV/0!	#DIV/0!	#DIV/0!	#DIV/0!	#DIV/0!	#DIV/0!	#DIV/0!	#DIV/0!	0%	#DIV/0!
STD OREAS45E	STD			2.1	720.8	15.9	46	0.3	442.7	53.9	534	22.32	15	2.2	11.5	16	<0.1	0.9	0.3	303	0.06	0.031	10.0	883	0.15	239	0.499	6.39	0.057	0.33	0.9	87.4	23	1.4	7.3	5.7	0.5	<1	87	6.5	<0.1	19.6	2.6	0.08	<0.005	<1	<0.5	<0.5		
STD OREAS45E	STD			2.2	772.2	18.8	47	0.3	469.1	59.8	585	24.96	16	2.5	13.2	19	<0.1	0.9	0.2	322	0.06	0.035	11.1	983	0.15	253	0.532	6.70	0.056	0.33	1.0	106.3	24	1.4	7.9	6.1	0.6	<1	95	6.0	<0.1	20.9	3.0	0.12	<0.005	2	<0.5	<0.5		
Mean				2.2	746.5	17.4	46.5	0.3	455.9	56.9	559.5	23.6	15.5	2.4	12.4	17.5	#DIV/0!	0.9	0.3	312.5	0.1	0.0	10.6	933.0	0.2	246.0	0.5	6.5	0.1	0.3	1.0	96.9	23.5	1.4	7.6	5.9	0.6	#DIV/0!	91.0	6.3	#DIV/0!	20.3	2.8	0.1	#DIV/0!	2.0	#DIV/0!	#DIV/0!	#DIV/0!	#DIV/0!
Standard Deviation				0.07	36.35	2.05	0.71	0.00	18.67	4.17	36.06	1.87	0.71	0.21	1.20	2.12	0.00	0.00	0.07	13.44	0.00	0.00	0.78	70.71	0.00	9.90	0.02	0.22	0.00	0.00	0.07	13.36	0.71	0.00	0.42	0.28	0.07	0.00	5.66	0.35	0.00	0.92	0.28	0.03	0.00	1.41	0.00	0.00	0.00	0.00
%RSD				3%	5%	12%	2%	0%	4%	7%	6%	8%	5%	9%	10%	12%	#DIV/0!	0%	28%	4%	0%	9%	7%	8%	0%	4%	5%	3%	1%	0%	7%	14%	3%	0%	6%	5%	13%	#DIV/0!	6%	6%	#DIV/0!	5%	10%	28%	#DIV/0!	71%	#DIV/0!	#DIV/0!	#DIV/0!	#DIV/0!
STD OREAS45EA	STD																																																<0.01	
STD OREAS45EA	STD																																																<0.01	
STD OXC145	STD		207																																															
STD OXC145	STD		221																																															
STD OXC145	STD		208																																															
Mean			212.0	#DIV/0!	#DIV/0!	#DIV/0!	#DIV/0!	#DIV/0!	#DIV/0!	#DIV/0!	#DIV/0!	#DIV/0!	#DIV/0!	#DIV/0!	#DIV/0!	#DIV/0!	#DIV/0!	#DIV/0!	#DIV/0!	#DIV/0!	#DIV/0!	#DIV/0!	#DIV/0!	#DIV/0!	#DIV/0!	#DIV/0!	#DIV/0!	#DIV/0!	#DIV/0!	#DIV/0!	#DIV/0!	#DIV/0!	#DIV/0!	#DIV/0!	#DIV/0!	#DIV/0!	#DIV/0!	#DIV/0!	#DIV/0!	#DIV/0!	#DIV/0!	#DIV/0!	#DIV/0!	#DIV/0!	#DIV/0!	#DIV/0!	#DIV/0!	#DIV/0!	#DIV/0!	#DIV/0!
Standard Deviation			7.81	0.00	0.00	0.00	0.00	0.00	0.00	0.00	0.00	0.00	0.00	0.00	0.00	0.00	0.00	0.00	0.00	0.00	0.00	0.00	0.00	0.00	0.00	0.00	0.00	0.00	0.00	0.00	0.00	0.00	0.00	0.00	0.00	0.00	0.00	0.00	0.00	0.00	0.00	0.00	0.00	0.00	0.00	0.00	0.00	0.00	0.00	0.00
%RSD			4%	#DIV/0!	#DIV/0!	#DIV/0!	#DIV/0!	#DIV/0!	#DIV/0!	#DIV/0!	#DIV/0!	#DIV/0!	#DIV/0!	#DIV/0!	#DIV/0!	#DIV/0!	#DIV/0!	#DIV/0!	#DIV/0!	#DIV/0!	#DIV/0!	#DIV/0!	#DIV/0!	#DIV/0!	#DIV/0!	#DIV/0!	#DIV/0!	#DIV/0!	#DIV/0!	#DIV/0!	#DIV/0!	#DIV/0!	#DIV/0!	#DIV/0!	#DIV/0!	#DIV/0!	#DIV/0!	#DIV/0!	#DIV/0!	#DIV/0!	#DIV/0!	#DIV/0!	#DIV/0!	#DIV/0!	#DIV/0!	#DIV/0!	#DIV/0!	#DIV/0!	#DIV/0!	#DIV/0!
STD OXH139	STD		1322																																															
STD OXH139	STD		1290																																															
Mean			1306.0	#DIV/0!	#DIV/0!	#DIV/0!	#DIV/0!	#DIV/0!	#DIV/0!	#DIV/0!	#DIV/0!	#DIV/0!	#DIV/0!	#DIV/0!	#DIV/0!	#DIV/0!	#DIV/0!	#DIV/0!	#DIV/0!	#DIV/0!	#DIV/0!	#DIV/0!	#DIV/0!	#DIV/0!	#DIV/0!	#DIV/0!	#DIV/0!	#DIV/0!	#DIV/0!	#DIV/0!	#DIV/0!	#DIV/0!	#DIV/0!	#DIV/0!	#DIV/0!	#DIV/0!	#DIV/0!	#DIV/0!	#DIV/0!	#DIV/0!	#DIV/0!	#DIV/0!	#DIV/0!	#DIV/0!	#DIV/0!	#DIV/0!	#DIV/0!	#DIV/0!	#DIV/0!	#DIV/0!
Standard Deviation			22.63	0.00	0.00	0.00	0.00	0.00	0.00	0.00	0.00	0.00	0.00	0.00	0.00	0.00	0.00	0.00	0.00	0.00	0.00	0.00	0.00	0.00	0.00	0.00	0.00	0.00	0.00	0.00	0.00	0.00	0.00	0.00	0.00	0.00	0.00	0.00	0.00	0.00	0.00	0.00	0.00	0.00	0.00	0.00	0.00	0.00	0.00	0.00
%RSD			2%	#DIV/0!	#DIV/0!	#DIV/0!	#DIV/0!	#DIV/0!	#DIV/0!	#DIV/0!	#DIV/0!	#DIV/0!	#DIV/0!	#DIV/0!	#DIV/0!	#DIV/0!	#DIV/0!	#DIV/0!	#DIV/0!	#DIV/0!	#DIV/0!	#DIV/0!	#DIV/0!	#DIV/0!	#DIV/0!	#DIV/0!	#DIV/0!	#DIV/0!	#DIV/0!	#DIV/0!	#DIV/0!	#DIV/0!	#DIV/0!	#DIV/0!	#DIV/0!	#DIV/0!	#DIV/0!	#DIV/0!	#DIV/0!	#DIV/0!	#DIV/0!	#DIV/0!	#DIV/0!	#DIV/0!	#DIV/0!	#DIV/0!	#DIV/0!	#DIV/0!	#DIV/0!	#DIV/0!
STD OXQ114	STD																																																	35.3
STD SP49	STD																																																	18.3
BLK	BLK			<0.1	<0.1	<0.1	<1	<0.1	0.1	<0.2	<1	<0.01	<1	<0.1	<0.1	<1	<0.1	<0.1	<0.1	<1	<0.01	<0.001	<0.1	<1	<0.01	<1	<0.001	<0.01	<0.001	<0.01	<0.1	<0.1	<1	<0.1	<0.1	<0.1	<0.1	<1	<1	0.3	<0.1	0.3	<0.1	<0.05	<0.005	<1	<0.5	<0.5		
BLK	BLK																																																<0.01	
BLK	BLK																																																<0.01	
BLK	BLK			<0.1	<0.1	0.2	2	<0.1	0.3	<0.2	2	<0.01	<1	<0.1	<0.1	<1	<0.1	<0.1	<0.1	<1	<0.01	<0.001	<0.1	<1	<0.01	<1	<0.001	<0.01	0.005	<0.01	<0.1	<0.1	<1	<0.1	<0.1	<0.1	<0.1	<1	<1	<0.1	<0.1	0.3	<0.1	<0.05	<0.005	<1	<0.5	<0.5		
BLK	BLK		<2																																															
BLK	BLK		<2																																															
BLK	BLK		<2																																															
BLK	BLK		<2																																															
BLK	BLK		<2																																															
BLK	BLK																																																	<0.9
Mean			#DIV/0!	#DIV/0!	#DIV/0!	0.2	2.0	#DIV/0!	0.2	#DIV/0!	2.0	#DIV/0!	#DIV/0!	#DIV/0!	#DIV/0!	#DIV/0!	#DIV/0!	#DIV/0!	#DIV/0!	#DIV/0!	#DIV/0!	#DIV/0!	#DIV/0!	#DIV/0!	#DIV/0!	#DIV/0!	#DIV/0!	#DIV/0!	0.0	#DIV/0!	#DIV/0!	#DIV/0!	#DIV/0!	#DIV/0!	#DIV/0!	#DIV/0!	#DIV/0!	#DIV/0!	#DIV/0!	0.3	#DIV/0!	0.3	#DIV/0!	#DIV/0!	#DIV/0!	#DIV/0!	#DIV/0!	#DIV/0!	#DIV/0!	#DIV/0!
Standard Deviation			0.00	0.00	0.00	0.06	0.63	0.00	0.10	0.00	0.63	0.00	0.00	0.00	0.00	0.00	0.00	0.00	0.00	0.00	0.00	0.00	0.00	0.00	0.00	0.00	0.00	0.00	0.00	0.00	0.00	0.00	0.00	0.00	0.00	0.00	0.00	0.00	0.00	0.09	0.00	0.13	0.00	0.00	0.00	0.00	0.00	0.00	0.00	0.00
%RSD			#DIV/0!	#DIV/0!	#DIV/0!	32%	32%	#DIV/0!	48%	#DIV/0!	32%	#DIV/0!	#DIV/0!	#DIV/0!	#DIV/0!	#DIV/0!	#DIV/0!	#DIV/0!	#DIV/0!	#DIV/0!	#DIV/0!	#DIV/0!	#DIV/0!	#DIV/0!	#DIV/0!	#DIV/0!	#DIV/0!	#DIV/0!	32%	#DIV/0!	#DIV/0!	#DIV/0!	#DIV/0!	#DIV/0!	#DIV/0!	#DIV/0!	#DIV/0!	#DIV/0!	#DIV/0!	32%	#DIV/0!	42%	#DIV/0!	#DIV/0!	#DIV/0!	#DIV/0!	#DIV/0!	#DIV/0!	#DIV/0!	#DIV/0!
Prep Wash																																																		
ROCK-WHI	Prep Blanl		<2	1.0	5.3	4.0	40	<0.1	0.9	3.9	682	1.99	2	1.1	2.8	206	<0.1	0.2	<0.1	35	1.44	0.038	13.7	1	0.50	846	0.207	6.77	3.404	1.83	0.3	50.3	29	0.6	16.3	5.2	0.4	<1	7	2.3	<0.1	33.8	1.7	<0.05	<0.005	<1	<0.5	<0.5	<0.01	
ROCK-WHI	Prep Blanl		<2	1.5	4.2	3.1	38	<0.1	1.0	4.0	673	2.03	1	1.1	2.4	220	<0.1	0.1	<0.1	34	1.57	0.041	10.8	2	0.48	807	0.212	6.78	3.326	1.76	0.3	48.7	23	0.6	16.0	5.4	0.4	1	7	2.5	<0.1	33.5	1.6	<0.05	<0.005	<1	<0.5	<0.5	<0.01	
Percent Difference			#VALUE!	40%	23%	25%	5%	#VALUE!	11%	3%	1%	2%	67%	0%	15%	7%	#VALUE!	67%	#VALUE!	3%	9%	8%	24%	67%	4%	5%	2%	0%	2%	4%	0%	3%	23%	0%	2%	4%	0%	#VALUE!	0%	8%	#VALUE!	1%	6%	#VALUE!	#VALUE!	#VALUE!	#VALUE!	#VALUE!	#VALUE!	#VALUE!

Bureau Veritas Commodities Canada Ltd. **Final Report**

Client: Goldstrike Resources Ltd.
File Created: 11-Sep-2018
Job Number: WHI18000521
Number of Samples: 53
Project: LUC
Shipment ID: LSTR-18-02
P.O. Number:
Received: 01-Aug-2018

Method		WGHT	FA350	MA200	MA200	MA200	MA200	MA200	MA200	MA200	MA200	MA200	MA200	MA200	MA200	MA200	MA200	MA200	MA200	MA200	MA200	MA200	MA200	MA200	MA200	MA200	MA200	MA200	MA200	MA200	MA200	MA200	MA200	MA200	MA200	MA200	MA200	MA200	MA200	MA200	MA200	MA200	MA200	MA200	MA200	MA200	MA200	MA200	MA200	MA200	MA200	MA200	MA200	MA200	AQ200	
Analyte		Wgt	Au	Mo	Cu	Pb	Zn	Ag	Ni	Co	Mn	Fe	As	U	Th	Sr	Cd	Sb	Bi	V	Ca	P	La	Cr	Mg	Ba	Ti	Al	Na	K	W	Zr	Ce	Sn	Y	Nb	Ta	Be	Sc	Li	S	Rb	Hf	In	Re	Se	Te	Tl	Hg	
Unit		KG	PPB	PPM	PPM	PPM	PPM	PPM	PPM	PPM	PPM	%	PPM	PPM	PPM	PPM	PPM	PPM	PPM	PPM	%	%	PPM	PPM	%	PPM	%	%	%	%	PPM	PPM	PPM	PPM	PPM	PPM	PPM	PPM	PPM	PPM	%	PPM	PPM	PPM	PPM	PPM	PPM	PPM	PPM	PPM	
MDL		0.01	2	0.1	0.1	0.1	1	0.1	0.1	0.2	1	0.01	1	0.1	0.1	1	0.1	0.1	0.1	1	0.01	0.001	0.1	1	0.01	1	0.001	0.01	0.001	0.01	0.1	0.1	1	0.1	0.1	0.1	0.1	1	1	0.1	0.1	0.1	0.1	0.05	0.005	1	0.5	0.5	0.01	
Sample	**Type**																																																					
Pulp Duplicates																																																						
1316042	Rock	5.43	16	1.1	21.2	7.5	70	<0.1	35.1	16.2	823	4.63	4	0.5	2.3	183	<0.1	2.0	<0.1	133	3.90	0.074	10.1	90	0.32	855	0.282	6.35	2.692	1.25	3.4	5.8	22	1.4	10.3	2.3	0.2	<1	15	11.7	<0.1	27.8	0.2	0.09	<0.005	<1	<0.5	<0.5	0.01	
1316042	REP			1.0	20.9	7.6	74	<0.1	35.0	16.2	752	4.45	5	0.5	2.2	185	0.2	1.8	<0.1	130	3.75	0.072	10.2	91	0.33	815	0.286	6.33	2.700	1.22	3.4	6.1	21	1.4	10.0	2.4	0.2	<1	16	12.7	<0.1	27.6	0.3	0.06	<0.005	<1	<0.5	<0.5		
Percent Difference			#VALUE!	10%	1%	1%	6%	#VALUE!	0%	0%	9%	4%	22%	0%	4%	1%	#VALUE!	11%	#VALUE!	2%	4%	3%	1%	1%	3%	5%	1%	0%	0%	2%	0%	5%	5%	0%	3%	4%	0%	#VALUE!	6%	8%	#VALUE!	1%	40%	40%	#VALUE!	#VALUE!	#VALUE!	#VALUE!	#VALUE!	#DIV/0!	
1316003	Rock	3.08	347	11.6	16.4	8.6	67	<0.1	6.7	13.1	765	4.53	10	0.5	3.2	225	0.2	2.6	<0.1	124	0.26	0.058	12.6	7	0.24	398	0.267	6.91	1.996	0.79	2.4	7.7	28	1.5	13.2	2.8	0.2	<1	15	23.9	<0.1	22.7	0.3	<0.05	<0.005	<1	<0.5	<0.5	0.04	
1316003	REP																																																0.05		
Percent Difference			#VALUE!	#VALUE!	#VALUE!	#VALUE!	#VALUE!	#VALUE!	#VALUE!	#VALUE!	#VALUE!	#VALUE!	#VALUE!	#VALUE!	#VALUE!	#VALUE!	#VALUE!	#VALUE!	#VALUE!	#VALUE!	#VALUE!	#VALUE!	#VALUE!	#VALUE!	#VALUE!	#VALUE!	#VALUE!	#VALUE!	#VALUE!	#VALUE!	#VALUE!	#VALUE!	#VALUE!	#VALUE!	#VALUE!	#VALUE!	#VALUE!	#VALUE!	#VALUE!	#VALUE!	#VALUE!	#VALUE!	#VALUE!	#VALUE!	#VALUE!	#VALUE!	#VALUE!	#VALUE!	22%	#DIV/0!	
1316009	Rock	3.58	30	1.3	32.1	8.3	95	<0.1	13.4	17.2	995	5.21	10	0.8	3.5	286	0.3	3.3	<0.1	173	0.44	0.062	14.8	27	0.34	572	0.344	7.08	1.327	1.14	2.2	9.5	31	1.8	25.1	3.7	0.3	1	19	22.3	<0.1	34.0	0.4	0.07	<0.005	<1	<0.5	<0.5	0.03	
1316009	REP			1.2	32.3	8.0	104	<0.1	13.4	16.5	962	5.10	9	0.8	3.9	263	0.2	3.3	<0.1	169	0.40	0.057	15.1	25	0.32	522	0.345	7.17	1.318	1.05	2.1	9.2	34	1.8	24.9	3.6	0.3	1	20	22.9	<0.1	31.0	0.4	0.12	<0.005	<1	<0.5	<0.5		
Percent Difference			#VALUE!	8%	1%	4%	9%	#VALUE!	0%	4%	3%	2%	11%	0%	11%	8%	40%	0%	#VALUE!	2%	10%	8%	2%	8%	6%	9%	0%	1%	1%	8%	5%	3%	9%	0%	1%	3%	0%	0%	5%	3%	#VALUE!	9%	0%	53%	#VALUE!	#VALUE!	#VALUE!	#VALUE!	#VALUE!	#DIV/0!	
1316035	Rock	4.60	26	0.6	9.9	9.3	53	<0.1	6.8	8.4	412	2.81	7	0.8	5.2	217	<0.1	2.1	0.1	74	0.32	0.059	19.1	9	0.21	525	0.236	7.05	1.345	1.35	1.5	9.6	37	1.2	14.0	3.2	0.2	1	12	22.4	<0.1	36.1	0.4	0.05	<0.005	<1	<0.5	<0.5	0.04	
1316035	REP																																																0.03		
Percent Difference			#VALUE!	#VALUE!	#VALUE!	#VALUE!	#VALUE!	#VALUE!	#VALUE!	#VALUE!	#VALUE!	#VALUE!	#VALUE!	#VALUE!	#VALUE!	#VALUE!	#VALUE!	#VALUE!	#VALUE!	#VALUE!	#VALUE!	#VALUE!	#VALUE!	#VALUE!	#VALUE!	#VALUE!	#VALUE!	#VALUE!	#VALUE!	#VALUE!	#VALUE!	#VALUE!	#VALUE!	#VALUE!	#VALUE!	#VALUE!	#VALUE!	#VALUE!	#VALUE!	#VALUE!	#VALUE!	#VALUE!	#VALUE!	#VALUE!	#VALUE!	#VALUE!	#VALUE!	#VALUE!	29%	#DIV/0!	
1316007	Rock	3.01	14	1.9	93.2	12.1	200	0.1	13.1	22.3	1446	6.71	12	0.7	3.1	198	0.5	2.3	<0.1	219	1.42	0.073	12.2	47	0.47	1235	0.450	6.98	1.660	1.21	1.0	8.8	26	1.6	20.6	3.3	0.2	1	21	21.2	<0.1	38.3	0.4	0.14	<0.005	<1	<0.5	<0.5	0.07	
1316007	REP		12																																																			
Percent Difference			15%	#VALUE!	#VALUE!	#VALUE!	#VALUE!	#VALUE!	#VALUE!	#VALUE!	#VALUE!	#VALUE!	#VALUE!	#VALUE!	#VALUE!	#VALUE!	#VALUE!	#VALUE!	#VALUE!	#VALUE!	#VALUE!	#VALUE!	#VALUE!	#VALUE!	#VALUE!	#VALUE!	#VALUE!	#VALUE!	#VALUE!	#VALUE!	#VALUE!	#VALUE!	#VALUE!	#VALUE!	#VALUE!	#VALUE!	#VALUE!	#VALUE!	#VALUE!	#VALUE!	#VALUE!	#VALUE!	#VALUE!	#VALUE!	#VALUE!	#VALUE!	#VALUE!	#VALUE!	#VALUE!	#VALUE!	#DIV/0!	
1316039	Rock	5.08	66	0.6	17.3	8.6	69	<0.1	19.6	14.4	727	3.76	7	0.7	3.7	189	0.1	6.5	<0.1	98	1.47	0.055	15.9	29	0.25	523	0.212	6.58	0.292	0.76	4.0	8.0	31	1.1	8.8	2.1	0.1	<1	16	43.6	<0.1	21.4	0.3	0.06	<0.005	<1	<0.5	<0.5	0.02	
1316039	REP		22																																																			
Percent Difference			100%	#VALUE!	#VALUE!	#VALUE!	#VALUE!	#VALUE!	#VALUE!	#VALUE!	#VALUE!	#VALUE!	#VALUE!	#VALUE!	#VALUE!	#VALUE!	#VALUE!	#VALUE!	#VALUE!	#VALUE!	#VALUE!	#VALUE!	#VALUE!	#VALUE!	#VALUE!	#VALUE!	#VALUE!	#VALUE!	#VALUE!	#VALUE!	#VALUE!	#VALUE!	#VALUE!	#VALUE!	#VALUE!	#VALUE!	#VALUE!	#VALUE!	#VALUE!	#VALUE!	#VALUE!	#VALUE!	#VALUE!	#VALUE!	#VALUE!	#VALUE!	#VALUE!	#VALUE!	#VALUE!	#VALUE!	#DIV/0!	
Preparation Duplicates																																																						
1316015	Rock	4.19	1831	0.8	13.7	7.9	46	1.8	6.9	8.0	356	2.85	11	0.7	2.8	192	0.2	1.5	<0.1	28	0.15	0.027	11.8	9	0.13	316	0.101	6.29	1.536	0.86	2.4	11.4	27	0.9	7.2	2.3	0.2	<1	9	24.6	<0.1	18.3	0.4	0.06	<0.005	<1	1.0	<0.5	0.20	
1316015	DUP		1640	0.7	14.7	7.8	52	1.7	6.5	8.2	366	2.98	11	0.7	2.8	191	0.1	1.2	<0.1	29	0.14	0.025	11.0	10	0.13	303	0.104	6.34	1.461	0.93	2.7	11.9	25	1.0	6.9	2.3	0.2	<1	9	23.8	<0.1	17.1	0.3	0.05	<0.005	<1	0.9	<0.5	0.19	
1316049	Rock	3.77	34	1.1	19.7	6.7	44	<0.1	11.9	10.9	471	3.17	6	0.5	2.1	167	<0.1	2.0	<0.1	87	2.17	0.035	8.3	28	0.23	611	0.212	6.46	1.597	0.92	2.5	8.1	17	1.3	7.1	2.6	0.2	1	11	25.6	<0.1	22.2	0.3	<0.05	<0.005	<1	<0.5	<0.5	0.02	
1316049	DUP		34	1.0	19.1	6.8	46	<0.1	12.4	11.1	532	3.34	5	0.5	2.1	173	<0.1	1.9	<0.1	90	2.29	0.045	8.7	30	0.24	691	0.216	6.73	1.634	0.86	2.4	8.3	18	1.2	7.1	2.6	0.2	1	12	29.9	<0.1	23.8	0.3	<0.05	<0.005	<1	<0.5	<0.5	<0.01	
Reference Materials																																																						
STD DS11	STD																																																				0.25	
STD DS11	STD																																																				0.25	
Mean			#DIV/0!	#DIV/0!	#DIV/0!	#DIV/0!	#DIV/0!	#DIV/0!	#DIV/0!	#DIV/0!	#DIV/0!	#DIV/0!	#DIV/0!	#DIV/0!	#DIV/0!	#DIV/0!	#DIV/0!	#DIV/0!	#DIV/0!	#DIV/0!	#DIV/0!	#DIV/0!	#DIV/0!	#DIV/0!	#DIV/0!	#DIV/0!	#DIV/0!	#DIV/0!	#DIV/0!	#DIV/0!	#DIV/0!	#DIV/0!	#DIV/0!	#DIV/0!	#DIV/0!	#DIV/0!	#DIV/0!	#DIV/0!	#DIV/0!	#DIV/0!	#DIV/0!	#DIV/0!	#DIV/0!	#DIV/0!	#DIV/0!	#DIV/0!	#DIV/0!	#DIV/0!	#DIV/0!	#DIV/0!	0.3	
Standard Deviation			0.00	0.00	0.00	0.00	0.00	0.00	0.00	0.00	0.00	0.00	0.00	0.00	0.00	0.00	0.00	0.00	0.00	0.00	0.00	0.00	0.00	0.00	0.00	0.00	0.00	0.00	0.00	0.00	0.00	0.00	0.00	0.00	0.00	0.00	0.00	0.00	0.00	0.00	0.00	0.00	0.00	0.00	0.00	0.00	0.00	0.00	0.00	0.00	0.00	0.00	
%RSD			#DIV/0!	#DIV/0!	#DIV/0!	#DIV/0!	#DIV/0!	#DIV/0!	#DIV/0!	#DIV/0!	#DIV/0!	#DIV/0!	#DIV/0!	#DIV/0!	#DIV/0!	#DIV/0!	#DIV/0!	#DIV/0!	#DIV/0!	#DIV/0!	#DIV/0!	#DIV/0!	#DIV/0!	#DIV/0!	#DIV/0!	#DIV/0!	#DIV/0!	#DIV/0!	#DIV/0!	#DIV/0!	#DIV/0!	#DIV/0!	#DIV/0!	#DIV/0!	#DIV/0!	#DIV/0!	#DIV/0!	#DIV/0!	#DIV/0!	#DIV/0!	#DIV/0!	#DIV/0!	#DIV/0!	#DIV/0!	#DIV/0!	#DIV/0!	#DIV/0!	#DIV/0!	#DIV/0!	#DIV/0!	0%	
STD OREAS25A-4A	STD			2.4	34.8	25.9	39	<0.1	48.6	8.2	485	6.41	9	3.0	17.1	48	<0.1	0.6	0.3	168	0.30	0.046	22.2	123	0.34	153	0.951	8.81	0.118	0.49	1.8	152.3	47	4.1	10.6	20.7	1.5	<1	13	37.2	<0.1	59.7	4.0	0.09	<0.005	2	<0.5	<0.5		
STD OREAS25A-4A	STD			2.5	39.8	26.6	49	<0.1	46.1	7.6	499	6.72	10	3.2	17.3	49	0.2	0.7	0.4	176	0.32	0.053	23.1	119	0.34	158	0.988	9.11	0.134	0.50	2.3	158.2	51	4.7	12.2	22.5	1.6	<1	14	41.5	<0.1	65.7	4.4	0.10	<0.005	2	<0.5	<0.5		
Mean			#DIV/0!	2.5	37.3	26.3	44.0	#DIV/0!	47.4	7.9	492.0	6.6	9.5	3.1	17.2	48.5	0.2	0.7	0.4	172.0	0.3	0.0	22.7	121.0	0.3	155.5	1.0	9.0	0.1	0.5	2.1	155.3	49.0	4.4	11.4	21.6	1.6	#DIV/0!	13.5	39.4	#DIV/0!	62.7	4.2	0.1	#DIV/0!	2.0	#DIV/0!	#DIV/0!	#DIV/0!	#DIV/0!
Standard Deviation			0.00	0.07	3.54	0.49	7.07	0.00	1.77	0.42	9.90	0.22	0.71	0.14	0.14	0.71	0.14	0.07	0.07	5.66	0.01	0.00	0.64	2.83	0.00	3.54	0.03	0.21	0.01	0.01	0.35	4.17	2.83	0.42	1.13	1.27	0.07	0.00	0.71	3.04	0.00	4.24	0.28	0.01	0.00	0.00	0.00	0.00	0.00	#DIV/0!	#DIV/0!
%RSD			#DIV/0!	3%	9%	2%	16%	#DIV/0!	4%	5%	2%	3%	7%	5%	1%	1%	71%	11%	20%	3%	5%	10%	3%	2%	0%	2%	3%	2%	9%	1%	17%	3%	6%	10%	10%	6%	5%	#DIV/0!	5%	8%	#DIV/0!	7%	7%	7%	#DIV/0!	0%	#DIV/0!	#DIV/0!	#DIV/0!	#DIV/0!
STD OREAS45E	STD			2.8	790.4	20.2	43	0.3	499.6	60.9	588	24.76	17	2.8	15.2	17	<0.1	1.0	0.4	354	0.07	0.033	12.0	1019	0.15	278	0.550	7.18	0.056	0.34	0.9	102.2	25	1.3	8.1	6.5	0.5	<1	96	7.2	<0.1	22.0	3.0	0.10	<0.005	2	<0.5	<0.5		
STD OREAS45E	STD			2.6	801.8	20.1	48	0.3	511.1	56.0	610	24.73	17	2.5	13.4	17	0.1	1.1	0.4	298	0.07	0.034	12.2	986	0.16	284	0.595	7.02	0.064	0.33	1.3	103.2	25	1.6	9.2	6.5	0.6	<1	97	7.3	<0.1	23.2	3.2	0.09	<0.005	2	<0.5	<0.5		
Mean			#DIV/0!	2.7	796.1	20.2	45.5	0.3	505.4	58.5	599.0	24.7	17.0	2.7	14.3	17.0	0.1	1.1	0.4	326.0	0.1	0.0	12.1	1002.5	0.2	281.0	0.6	7.1	0.1	0.3	1.1	102.7	25.0	1.5	8.7	6.5	0.6	#DIV/0!	96.5	7.3	#DIV/0!	22.6	3.1	0.1	#DIV/0!	2.0	#DIV/0!	#DIV/0!	#DIV/0!	#DIV/0!
Standard Deviation			0.00	0.14	8.06	0.07	3.54	0.00	8.13	3.46	15.56	0.02	0.00	0.21	1.27	0.00	0.07	0.07	0.00	39.60	0.00	0.00	0.14	23.33	0.01	4.24	0.03	0.11	0.01	0.01	0.28	0.71	0.00	0.21	0.78	0.00	0.07	0.00	0.71	0.07	0.00	0.85	0.14	0.01	0.00	0.00	0.00	0.00	0.00	#DIV/0!	#DIV/0!
%RSD			#DIV/0!	5%	1%	0%	8%	0%	2%	6%	3%	0%	0%	8%	9%	0%	71%	7%	0%	12%	0%	2%	1%	2%	5%	2%	6%	2%	9%	2%	26%	1%	0%	15%	9%	0%	13%	#DIV/0!	1%	1%	#DIV/0!	4%	5%	7%	#DIV/0!	0%	#DIV/0!	#DIV/0!	#DIV/0!	#DIV/0!
STD OREAS45EA	STD																																																				0.01	
STD OREAS45EA	STD																																																				<0.01	
STD OXC145	STD		226																																																			
STD OXC145	STD		227																																																			
STD OXC145	STD		208																																																			
Mean			220.3	#DIV/0!	#DIV/0!	#DIV/0!	#DIV/0!	#DIV/0!	#DIV/0!	#DIV/0!	#DIV/0!	#DIV/0!	#DIV/0!	#DIV/0!	#DIV/0!	#DIV/0!	#DIV/0!	#DIV/0!	#DIV/0!	#DIV/0!	#DIV/0!	#DIV/0!	#DIV/0!	#DIV/0!	#DIV/0!	#DIV/0!	#DIV/0!	#DIV/0!	#DIV/0!	#DIV/0!	#DIV/0!	#DIV/0!	#DIV/0!	#DIV/0!	#DIV/0!	#DIV/0!	#DIV/0!	#DIV/0!	#DIV/0!	#DIV/0!	#DIV/0!	#DIV/0!	#DIV/0!	#DIV/0!	#DIV/0!	#DIV/0!	#DIV/0!	#DIV/0!	#DIV/0!	#DIV/0!	#DIV/0!	#DIV/0!	#DIV/0!	
Standard Deviation			10.69	0.00	0.00	0.00	0.00	0.00	0.00	0.00	0.00	0.00	0.00	0.00	0.00	0.00	0.00	0.00	0.00	0.00	0.00	0.00	0.00	0.00	0.00	0.00	0.00	0.00	0.00	0.00	0.00	0.00	0.00	0.00	0.00	0.00	0.00	0.00	0.00	0.00	0.00	0.00	0.00	0.00	0.00	0.00	0.00	0.00	0.00	0.00	0.00	#DIV/0!	
%RSD			5%	#DIV/0!	#DIV/0!	#DIV/0!	#DIV/0!	#DIV/0!	#DIV/0!	#DIV/0!	#DIV/0!	#DIV/0!	#DIV/0!	#DIV/0!	#DIV/0!	#DIV/0!	#DIV/0!	#DIV/0!	#DIV/0!	#DIV/0!	#DIV/0!	#DIV/0!	#DIV/0!	#DIV/0!	#DIV/0!	#DIV/0!	#DIV/0!	#DIV/0!	#DIV/0!	#DIV/0!	#DIV/0!	#DIV/0!	#DIV/0!	#DIV/0!	#DIV/0!	#DIV/0!	#DIV/0!	#DIV/0!	#DIV/0!	#DIV/0!	#DIV/0!	#DIV/0!	#DIV/0!	#DIV/0!	#DIV/0!	#DIV/0!	#DIV/0!	#DIV/0!	#DIV/0!	#DIV/0!	#DIV/0!	#DIV/0!	#DIV/0!	
STD OXH139	STD		1402																																																			
STD OXH139	STD		1364																																																			
Mean			1383.0	#DIV/0!	#DIV/0!	#DIV/0!	#DIV/0!	#DIV/0!	#DIV/0!	#DIV/0!	#DIV/0!	#DIV/0!	#DIV/0!	#DIV/0!	#DIV/0!	#DIV/0!	#DIV/0!	#DIV/0!	#DIV/0!	#DIV/0!	#DIV/0!	#DIV/0!	#DIV/0!	#DIV/0!	#DIV/0!	#DIV/0!	#DIV/0!	#DIV/0!	#DIV/0!	#DIV/0!	#DIV/0!	#DIV/0!	#DIV/0!	#DIV/0!	#DIV/0!	#DIV/0!	#DIV/0!	#DIV/0!	#DIV/0!	#DIV/0!	#DIV/0!	#DIV/0!	#DIV/0!	#DIV/0!	#DIV/0!	#DIV/0!	#DIV/0!	#DIV/0!	#DIV/0!	#DIV/0!	#DIV/0!	#DIV/0!	#DIV/0!	#DIV/0!	
Standard Deviation			26.87	0.00	0.00	0.00	0.00	0.00	0.00	0.00	0.00	0.00	0.00	0.00	0.00	0.00	0.00	0.00	0.00	0.00	0.00	0.00	0.00	0.00	0.00	0.00	0.00	0.00	0.00	0.00	0.00	0.00	0.00	0.00	0.00	0.00	0.00	0.00	0.00	0.00	0.00	0.00	0.00	0.00	0.00	0.00	0.00	0.00	0.00	0.00	0.00	#DIV/0!	
%RSD			2%	#DIV/0!	#DIV/0!	#DIV/0!	#DIV/0!	#DIV/0!	#DIV/0!	#DIV/0!	#DIV/0!	#DIV/0!	#DIV/0!	#DIV/0!	#DIV/0!	#DIV/0!	#DIV/0!	#DIV/0!	#DIV/0!	#DIV/0!	#DIV/0!	#DIV/0!	#DIV/0!	#DIV/0!	#DIV/0!	#DIV/0!	#DIV/0!	#DIV/0!	#DIV/0!	#DIV/0!	#DIV/0!	#DIV/0!	#DIV/0!	#DIV/0!	#DIV/0!	#DIV/0!	#DIV/0!	#DIV/0!	#DIV/0!	#DIV/0!	#DIV/0!	#DIV/0!	#DIV/0!	#DIV/0!	#DIV/0!	#DIV/0!	#DIV/0!	#DIV/0!	#DIV/0!	#DIV/0!	#DIV/0!	#DIV/0!	#DIV/0!	#DIV/0!	
BLK	BLK			<0.1	<0.1	<0.1	<1	<0.1	<0.1	<0.2	<1	<0.01	<1	<0.1	<0.1	<1	<0.1	<0.1	<0.1	<1	<0.01	<0.001	<0.1	<1	<0.01	<1	<0.001	<0.01	0.005	<0.01	<0.1	<0.1	<1	<0.1	<0.1	<0.1	<0.1	<1	<1	<0.1	<0.1	<0.1	<0.1	<0.05	<0.005	<1	<0.5	<0.5		
BLK	BLK																																																				<0.01	
BLK	BLK			<0.1	<0.1	<0.1	<1	<0.1	0.1	<0.2	2	<0.01	<1	<0.1	<0.1	<1	<0.1	<0.1	<0.1	<1	<0.01	<0.001	<0.1	1	<0.01	<1	<0.001	<0.01	<0.001	<0.01	<0.1	<0.1	<1	<0.1	<0.1	<0.1	<0.1	<1	<1	<0.1	<0.1	<0.1	<0.1	<0.05	<0.005	1	<0.5	<0.5		
BLK	BLK																																																				<0.01	
BLK	BLK		2																																																			
BLK	BLK	<2																																																			
BLK	BLK	<2																																																			
BLK	BLK		2																																																		
BLK	BLK	<2																																																			
Prep Wash																																																						
ROCK-WHI	Prep Blani		2	1.3	6.8	4.2	51	<0.1	2.0	5.2	782	2.43	3	1.2	3.3	200	0.2	0.2	<0.1	41	1.57	0.042	12.9	6	0.60	802	0.213	6.31	3.321	1.62	0.4	53.8	25	1.0	17.0	5.8	0.4	1	8	3.1	0.1	32.8	2.0	0.06	<0.005	<1	<0.5	<0.5	<0.01	
ROCK-WHI	Prep Blani	<2		1.9	4.5	3.4	47	<0.1	1.3	5.2	774	2.38	1	1.2	3.2	194	<0.1	0.1	<0.1	39	1.44	0.041	12.7	4	0.57	838	0.224	6.31	3.462	1.73	0.4	55.2	27	0.8	17.8	6.0	0.5	<1	8	2.6	<0.1	35.7	1.8	<0.05	<0.005	<1	<0.5	<0.5	<0.01	
Percent Difference			#VALUE!	38%	41%	21%	8%	#VALUE!	42%	0%	1%	2%	100%	0%	3%	3%	#VALUE!	67%	#VALUE!	5%	9%	2%	2%	40%	5%	4%	5%	0%	4%	7%	0%	3%	8%	22%	5%	3%	22%	#VALUE!	0%	18%	#VALUE!	8%	11%	#VALUE!	#VALUE!	#VALUE!	#VALUE!	#VALUE!	#VALUE!	#DIV/0!	

Bureau Veritas Commodities Canada Ltd. **Final Report**

Client: Goldstrike Resources Ltd.
File Created: 11-Oct-2018
Job Number: WHI18000665
Number of Samples: 100
Project: LUC
Shipment ID: LSTR-18-03
P.O. Number:
Received: 17-Aug-2018

	Method	WGHT	FA350	MA200	MA200	MA200	MA200	MA200	MA200	MA200	MA200	MA200	MA200	MA200	MA200	MA200	MA200	MA200	MA200	MA200	MA200	MA200	MA200	MA200	MA200	MA200	MA200	MA200	MA200	MA200	MA200	MA200	MA200	MA200	MA200	MA200	MA200	MA200	MA200	MA200	MA200	MA200	MA200	MA200	MA200	MA200	MA200	MA200	AQ200	
	Analyte	Wgt	Au	Mo	Cu	Pb	Zn	Ag	Ni	Co	Mn	Fe	As	U	Th	Sr	Cd	Sb	Bi	V	Ca	P	La	Cr	Mg	Ba	Ti	Al	Na	K	W	Zr	Ce	Sn	Y	Nb	Ta	Be	Sc	Li	S	Rb	Hf	In	Re	Se	Te	Tl	Hg	
	Unit	KG	PPB	PPM	PPM	PPM	PPM	PPM	PPM	PPM	PPM	%	PPM	PPM	PPM	PPM	PPM	PPM	PPM	PPM	%	%	PPM	PPM	%	PPM	%	%	%	%	PPM	PPM	PPM	PPM	PPM	PPM	PPM	PPM	PPM	PPM	%	PPM	PPM	PPM	PPM	PPM	PPM	PPM	PPM	
	MDL	0.01	2	0.1	0.1	0.1	1	0.1	0.1	0.2	1	0.01	1	0.1	0.1	1	0.1	0.1	0.1	1	0.01	0.001	0.1	1	0.01	1	0.001	0.01	0.001	0.01	0.1	0.1	1	0.1	0.1	0.1	0.1	1	1	0.1	0.1	0.1	0.1	0.05	0.005	1	0.5	0.5	0.01	
Sample	**Type**																																																	
Pulp Duplicates																																																		
1473595	Rock	2.69	26	7.0	11.3	7.6	63	<0.1	11.9	16.5	1035	4.10	9	0.4	1.3	141	0.5	11.0	<0.1	119	4.24	0.037	6.6	12	0.53	2225	0.173	6.24	0.666	1.20	17.1	8.0	15	0.4	6.2	1.1	<0.1	<1	15	31.7	<0.1	17.8	0.4	<0.05	<0.005	<1	<0.5	<0.5	0.57	
1473595	REP																																																0.55	
Percent Difference			#VALUE!	#VALUE!	#VALUE!	#VALUE!	#VALUE!	#VALUE!	#VALUE!	#VALUE!	#VALUE!	#VALUE!	#VALUE!	#VALUE!	#VALUE!	#VALUE!	#VALUE!	#VALUE!	#VALUE!	#VALUE!	#VALUE!	#VALUE!	#VALUE!	#VALUE!	#VALUE!	#VALUE!	#VALUE!	#VALUE!	#VALUE!	#VALUE!	#VALUE!	#VALUE!	#VALUE!	#VALUE!	#VALUE!	#VALUE!	#VALUE!	#VALUE!	#VALUE!	#VALUE!	#VALUE!	#VALUE!	#VALUE!	#VALUE!	#VALUE!	#VALUE!	#VALUE!	#VALUE!	4%	#DIV/0!
1473529	Rock	3.47	11	1.0	19.2	4.6	40	<0.1	5.0	14.3	709	3.94	3	0.2	5.0	111	0.4	0.9	<0.1	114	2.19	0.036	13.3	10	0.39	937	0.131	7.12	3.845	1.14	1.8	4.6	29	0.5	8.1	2.2	0.2	<1	18	9.3	<0.1	25.8	0.2	<0.05	<0.005	<1	<0.5	<0.5	0.08	
1473529	REP																																																0.07	
Percent Difference			#VALUE!	#VALUE!	#VALUE!	#VALUE!	#VALUE!	#VALUE!	#VALUE!	#VALUE!	#VALUE!	#VALUE!	#VALUE!	#VALUE!	#VALUE!	#VALUE!	#VALUE!	#VALUE!	#VALUE!	#VALUE!	#VALUE!	#VALUE!	#VALUE!	#VALUE!	#VALUE!	#VALUE!	#VALUE!	#VALUE!	#VALUE!	#VALUE!	#VALUE!	#VALUE!	#VALUE!	#VALUE!	#VALUE!	#VALUE!	#VALUE!	#VALUE!	#VALUE!	#VALUE!	#VALUE!	#VALUE!	#VALUE!	#VALUE!	#VALUE!	#VALUE!	#VALUE!	#VALUE!	13%	#DIV/0!
1473564	Rock	2.82	29	3.3	53.9	7.4	69	0.2	20.2	11.4	884	3.85	6	0.4	5.8	88	0.8	1.3	<0.1	111	3.31	0.033	16.8	79	0.60	1182	0.105	5.95	3.395	1.54	2.4	8.3	35	0.4	8.4	2.5	0.2	<1	23	7.6	<0.1	14.8	0.7	<0.05	<0.005	<1	<0.5	<0.5	0.15	
1473564	REP																																																0.15	
Percent Difference			#VALUE!	#VALUE!	#VALUE!	#VALUE!	#VALUE!	#VALUE!	#VALUE!	#VALUE!	#VALUE!	#VALUE!	#VALUE!	#VALUE!	#VALUE!	#VALUE!	#VALUE!	#VALUE!	#VALUE!	#VALUE!	#VALUE!	#VALUE!	#VALUE!	#VALUE!	#VALUE!	#VALUE!	#VALUE!	#VALUE!	#VALUE!	#VALUE!	#VALUE!	#VALUE!	#VALUE!	#VALUE!	#VALUE!	#VALUE!	#VALUE!	#VALUE!	#VALUE!	#VALUE!	#VALUE!	#VALUE!	#VALUE!	#VALUE!	#VALUE!	#VALUE!	#VALUE!	#VALUE!	0%	#DIV/0!
1473568	Rock	4.05	65	11.2	7.7	6.8	28	0.3	8.3	7.3	542	2.16	12	0.4	4.2	115	0.4	5.9	0.2	56	1.28	0.034	13.2	15	0.07	1275	0.112	6.57	0.045	0.43	8.7	11.1	29	0.6	6.9	2.9	0.2	1	8	44.2	<0.1	7.3	0.5	<0.05	<0.005	2	0.6	<0.5	0.71	
1473568	REP			11.6	7.6	6.7	26	0.3	7.5	6.5	518	2.10	11	0.4	4.0	113	0.3	5.7	0.2	54	1.22	0.030	12.9	14	0.06	1242	0.106	6.39	0.040	0.40	7.7	10.5	29	0.5	6.6	2.8	0.2	<1	8	44.2	<0.1	6.9	0.4	<0.05	<0.005	<1	0.6	<0.5		
Percent Difference			#VALUE!	4%	1%	1%	7%	0%	10%	12%	5%	3%	9%	0%	5%	2%	29%	3%	0%	4%	5%	13%	2%	7%	15%	3%	6%	3%	12%	7%	12%	6%	0%	18%	4%	4%	0%	#VALUE!	0%	0%	#VALUE!	6%	22%	#VALUE!	#VALUE!	#VALUE!	0%	#VALUE!	#VALUE!	#DIV/0!
1473509	Rock	4.33	87	13.4	48.2	43.9	77	0.9	71.5	22.5	784	3.52	37	1.0	5.6	476	0.5	21.5	0.3	114	1.11	0.085	19.9	215	0.16	1690	0.215	5.28	0.130	1.25	5.8	11.0	41	1.0	14.2	5.2	0.3	1	18	37.7	<0.1	28.3	0.4	<0.05	<0.005	<1	2.2	<0.5	1.64	
1473509	REP		86																																															
Percent Difference			1%	#VALUE!	#VALUE!	#VALUE!	#VALUE!	#VALUE!	#VALUE!	#VALUE!	#VALUE!	#VALUE!	#VALUE!	#VALUE!	#VALUE!	#VALUE!	#VALUE!	#VALUE!	#VALUE!	#VALUE!	#VALUE!	#VALUE!	#VALUE!	#VALUE!	#VALUE!	#VALUE!	#VALUE!	#VALUE!	#VALUE!	#VALUE!	#VALUE!	#VALUE!	#VALUE!	#VALUE!	#VALUE!	#VALUE!	#VALUE!	#VALUE!	#VALUE!	#VALUE!	#VALUE!	#VALUE!	#VALUE!	#VALUE!	#VALUE!	#VALUE!	#VALUE!	#VALUE!	#VALUE!	#VALUE!	#DIV/0!
1473543	Rock	4.18	117	6.4	33.4	8.9	90	0.7	34.7	14.4	712	3.70	16	0.7	14.2	98	0.5	8.5	<0.1	93	0.17	0.038	40.3	36	0.23	2584	0.148	6.69	0.081	2.77	8.8	11.5	83	0.3	9.5	3.5	0.2	1	12	25.4	<0.1	58.8	0.4	0.06	<0.005	3	0.7	<0.5	0.86	
1473543	REP		116																																															
Percent Difference			1%	#VALUE!	#VALUE!	#VALUE!	#VALUE!	#VALUE!	#VALUE!	#VALUE!	#VALUE!	#VALUE!	#VALUE!	#VALUE!	#VALUE!	#VALUE!	#VALUE!	#VALUE!	#VALUE!	#VALUE!	#VALUE!	#VALUE!	#VALUE!	#VALUE!	#VALUE!	#VALUE!	#VALUE!	#VALUE!	#VALUE!	#VALUE!	#VALUE!	#VALUE!	#VALUE!	#VALUE!	#VALUE!	#VALUE!	#VALUE!	#VALUE!	#VALUE!	#VALUE!	#VALUE!	#VALUE!	#VALUE!	#VALUE!	#VALUE!	#VALUE!	#VALUE!	#VALUE!	#VALUE!	#VALUE!	#DIV/0!
1473577	Rock	3.12	65	13.0	12.4	7.4	44	0.3	7.7	8.7	632	2.71	17	0.5	5.2	105	0.7	12.5	<0.1	70	2.07	0.032	17.6	6	0.08	1513	0.134	5.76	0.030	0.56	15.3	15.2	36	1.6	8.6	1.6	0.1	<1	11	47.8	<0.1	12.9	0.5	<0.05	<0.005	<1	<0.5	<0.5	0.44	
1473577	REP		65																																															
Percent Difference			0%	#VALUE!	#VALUE!	#VALUE!	#VALUE!	#VALUE!	#VALUE!	#VALUE!	#VALUE!	#VALUE!	#VALUE!	#VALUE!	#VALUE!	#VALUE!	#VALUE!	#VALUE!	#VALUE!	#VALUE!	#VALUE!	#VALUE!	#VALUE!	#VALUE!	#VALUE!	#VALUE!	#VALUE!	#VALUE!	#VALUE!	#VALUE!	#VALUE!	#VALUE!	#VALUE!	#VALUE!	#VALUE!	#VALUE!	#VALUE!	#VALUE!	#VALUE!	#VALUE!	#VALUE!	#VALUE!	#VALUE!	#VALUE!	#VALUE!	#VALUE!	#VALUE!	#VALUE!	#VALUE!	#VALUE!	#DIV/0!
1473594	Rock	3.43	147	4.9	11.1	20.0	17	0.6	5.2	4.7	292	1.64	30	0.5	2.1	155	0.2	12.8	<0.1	32	0.59	0.016	10.0	4	0.07	986	0.075	4.45	0.044	0.62	5.8	11.6	22	0.9	6.4	1.7	0.1	<1	6	50.5	<0.1	13.2	0.4	<0.05	<0.005	1	0.8	<0.5	0.59	
1473594	REP			5.6	12.3	20.4	20	0.6	5.4	4.8	282	1.66	30	0.5	2.1	148	0.2	12.6	<0.1	33	0.59	0.018	10.0	5	0.07	908	0.073	4.52	0.039	0.61	5.2	10.1	21	0.6	6.6	1.4	<0.1	<1	6	52.0	<0.1	12.8	0.4	<0.05	<0.005	<1	0.7	<0.5		
Percent Difference			#VALUE!	13%	10%	2%	16%	0%	4%	2%	3%	1%	0%	0%	0%	5%	0%	2%	#VALUE!	3%	0%	12%	0%	22%	0%	8%	3%	2%	12%	2%	11%	14%	5%	40%	3%	19%	#VALUE!	#VALUE!	0%	3%	#VALUE!	3%	0%	#VALUE!	#VALUE!	#VALUE!	13%	#VALUE!	#VALUE!	#DIV/0!
1473530	Rock	3.41	13	1.4	72.5	4.8	37	<0.1	4.2	13.4	931	3.94	2	<0.1	2.2	102	0.9	0.9	<0.1	115	3.56	0.038	6.7	9	0.63	1078	0.119	6.16	4.968	0.44	3.1	3.5	16	0.4	6.2	1.5	<0.1	<1	16	5.7	<0.1	4.9	0.1	<0.05	<0.005	<1	<0.5	<0.5	0.09	
1473530	REP		13																																															
Percent Difference			0%	#VALUE!	#VALUE!	#VALUE!	#VALUE!	#VALUE!	#VALUE!	#VALUE!	#VALUE!	#VALUE!	#VALUE!	#VALUE!	#VALUE!	#VALUE!	#VALUE!	#VALUE!	#VALUE!	#VALUE!	#VALUE!	#VALUE!	#VALUE!	#VALUE!	#VALUE!	#VALUE!	#VALUE!	#VALUE!	#VALUE!	#VALUE!	#VALUE!	#VALUE!	#VALUE!	#VALUE!	#VALUE!	#VALUE!	#VALUE!	#VALUE!	#VALUE!	#VALUE!	#VALUE!	#VALUE!	#VALUE!	#VALUE!	#VALUE!	#VALUE!	#VALUE!	#VALUE!	#VALUE!	#VALUE!	#DIV/0!
Preparation Duplicates																																																		
1473560	Rock	3.93	183	19.8	12.7	11.3	32	0.7	15.4	9.7	439	1.98	15	0.8	5.3	138	0.6	12.2	<0.1	24	2.39	0.025	17.0	10	0.38	2368	0.043	6.17	0.033	0.54	5.5	12.5	36	0.2	5.8	1.5	0.1	<1	4	37.7	<0.1	8.3	0.5	<0.05	<0.005	2	1.2	<0.5	0.29	
1473560	DUP		228	19.4	12.8	11.6	34	0.7	15.1	9.8	445	2.03	16	0.8	5.3	136	0.6	13.6	<0.1	25	2.51	0.025	16.7	9	0.40	3517	0.050	6.15	0.034	0.53	5.3	12.9	35	0.2	6.0	2.0	0.1	<1	4	38.6	<0.1	8.2	0.5	<0.05	0.006	3	0.8	<0.5	0.30	
Percent Difference			22%	2%	1%	3%	6%	0%	2%	1%	1%	2%	6%	0%	0%	1%	0%	11%	#VALUE!	4%	5%	0%	2%	11%	5%	39%	15%	0%	3%	2%	4%	3%	3%	0%	3%	29%	0%	#VALUE!	0%	2%	#VALUE!	1%	0%	#VALUE!	#VALUE!	40%	40%	#VALUE!	3%	#DIV/0!
1473594	Rock	3.43	147	4.9	11.1	20.0	17	0.6	5.2	4.7	292	1.64	30	0.5	2.1	155	0.2	12.8	<0.1	32	0.59	0.016	10.0	4	0.07	986	0.075	4.45	0.044	0.62	5.8	11.6	22	0.9	6.4	1.7	0.1	<1	6	50.5	<0.1	13.2	0.4	<0.05	<0.005	1	0.8	<0.5	0.59	
1473594	DUP		133	5.5	11.9	20.7	19	0.6	4.7	4.7	289	1.62	29	0.5	2.1	142	<0.1	12.8	<0.1	32	0.58	0.020	9.4	5	0.07	876	0.072	4.46	0.038	0.57	5.2	10.8	19	0.7	6.2	1.7	0.1	<1	6	51.0	<0.1	12.4	0.4	<0.05	<0.005	<1	0.7	<0.5	0.61	
Percent Difference			10%	12%	7%	3%	11%	0%	10%	0%	1%	1%	3%	0%	0%	9%	#VALUE!	0%	#VALUE!	0%	2%	22%	6%	22%	0%	12%	4%	0%	15%	8%	11%	7%	15%	25%	3%	0%	0%	#VALUE!	0%	1%	#VALUE!	6%	0%	#VALUE!	#VALUE!	#VALUE!	13%	#VALUE!	3%	#DIV/0!
Reference Materials																																																		
STD DS11	STD																																																0.27	
STD DS11	STD																																																0.23	
STD DS11	STD																																																0.27	
Mean			#DIV/0!	#DIV/0!	#DIV/0!	#DIV/0!	#DIV/0!	#DIV/0!	#DIV/0!	#DIV/0!	#DIV/0!	#DIV/0!	#DIV/0!	#DIV/0!	#DIV/0!	#DIV/0!	#DIV/0!	#DIV/0!	#DIV/0!	#DIV/0!	#DIV/0!	#DIV/0!	#DIV/0!	#DIV/0!	#DIV/0!	#DIV/0!	#DIV/0!	#DIV/0!	#DIV/0!	#DIV/0!	#DIV/0!	#DIV/0!	#DIV/0!	#DIV/0!	#DIV/0!	#DIV/0!	#DIV/0!	#DIV/0!	#DIV/0!	#DIV/0!	#DIV/0!	#DIV/0!	#DIV/0!	#DIV/0!	#DIV/0!	#DIV/0!	#DIV/0!	#DIV/0!	0.3	
Standard Deviation			0.00	0.00	0.00	0.00	0.00	0.00	0.00	0.00	0.00	0.00	0.00	0.00	0.00	0.00	0.00	0.00	0.00	0.00	0.00	0.00	0.00	0.00	0.00	0.00	0.00	0.00	0.00	0.00	0.00	0.00	0.00	0.00	0.00	0.00	0.00	0.00	0.00	0.00	0.00	0.00	0.00	0.00	0.00	0.00	0.00	0.00	0.02	
%RSD			#DIV/0!	#DIV/0!	#DIV/0!	#DIV/0!	#DIV/0!	#DIV/0!	#DIV/0!	#DIV/0!	#DIV/0!	#DIV/0!	#DIV/0!	#DIV/0!	#DIV/0!	#DIV/0!	#DIV/0!	#DIV/0!	#DIV/0!	#DIV/0!	#DIV/0!	#DIV/0!	#DIV/0!	#DIV/0!	#DIV/0!	#DIV/0!	#DIV/0!	#DIV/0!	#DIV/0!	#DIV/0!	#DIV/0!	#DIV/0!	#DIV/0!	#DIV/0!	#DIV/0!	#DIV/0!	#DIV/0!	#DIV/0!	#DIV/0!	#DIV/0!	#DIV/0!	#DIV/0!	#DIV/0!	#DIV/0!	#DIV/0!	#DIV/0!	#DIV/0!	#DIV/0!	9%	
STD OREAS25A-4A	STD			2.3	36.9	24.0	55	0.1	44.2	8.1	534	6.50	10	2.6	15.0	51	0.3	0.8	0.4	156	0.32	0.051	22.7	107	0.36	152	0.923	9.54	0.137	0.52	1.8	157.2	50	3.9	11.0	20.2	1.4	<1	13	40.1	<0.1	62.8	4.3	0.13	<0.005	1	<0.5	<0.5		
STD OREAS25A-4A	STD			2.3	31.4	21.8	44	<0.1	47.9	7.2	495	6.24	10	2.4	14.0	49	<0.1	0.9	0.3	160	0.28	0.043	20.3	118	0.34	145	0.939	8.49	0.131	0.47	1.8	152.7	46	3.9	10.7	19.2	1.3	1	12	39.4	<0.1	58.6	3.9	0.09	<0.005	2	<0.5	<0.5		
STD OREAS25A-4A	STD			3.1	36.6	26.2	49	<0.1	45.5	8.0	504	6.68	12	3.2	17.1	50	0.2	0.6	0.4	159	0.30	0.044	24.5	113	0.34	164	0.915	9.17	0.112	0.49	2.0	154.5	50	4.4	10.9	19.0	1.3	<1	13	38.1	<0.1	57.3	4.0	0.08	<0.005	2	<0.5	<0.5		
STD OREAS25A-4A	STD			2.3	34.1	25.7	45	<0.1	46.1	7.9	516	6.77	10	3.0	16.8	50	<0.1	0.7	0.4	156	0.30	0.052	23.3	115	0.32	155	0.912	9.05	0.121	0.51	1.8	154.0	53	3.7	11.0	19.2	1.4	1	13	38.7	<0.1	60.2	4.0	0.08	<0.005	3	<0.5	<0.5		
STD OREAS25A-4A	STD			2.2	34.3	23.4	41	<0.1	46.2	7.6	498	6.51	9	2.6	14.3	45	<0.1	0.6	0.4	157	0.26	0.049	19.6	117	0.33	141	0.939	8.42	0.122	0.48	1.8	139.6	45	4.1	9.4	17.6	1.3	<1	12	35.0	<0.1	51.5	3.8	0.09	<0.005	2	<0.5	<0.5		
Mean			#DIV/0!	2.4	34.7	24.2	46.8	0.1	46.0	7.8	509.4	6.5	10.2	2.8	15.4	49.0	0.3	0.7	0.4	157.6	0.3	0.0	22.1	114.0	0.3	151.4	0.9	8.9	0.1	0.5	1.8	151.6	48.8	4.0	10.6	19.0	1.3	1.0	12.6	38.3	#DIV/0!	58.1	4.0	0.1	#DIV/0!	2.0	#DIV/0!	#DIV/0!	#DIV/0!	#DIV/0!
Standard Deviation			0.00	0.37	2.23	1.78	5.40	0.04	1.34	0.36	15.93	0.20	1.10	0.33	1.43	2.35	0.14	0.13	0.04	1.82	0.02	0.00	2.06	4.36	0.01	8.96	0.01	0.47	0.01	0.02	0.09	6.91	3.27	0.26	0.68	0.93	0.05	0.55	0.55	1.97	0.00	4.21	0.19	0.02	0.00	0.71	0.00	0.00	0.00	#DIV/0!
%RSD			#DIV/0!	15%	6%	7%	12%	45%	3%	5%	3%	3%	11%	12%	9%	5%	57%	18%	12%	1%	8%	9%	9%	4%	4%	6%	1%	5%	8%	4%	5%	5%	7%	7%	6%	5%	4%	55%	4%	5%	#DIV/0!	7%	5%	22%	#DIV/0!	35%	#DIV/0!	#DIV/0!	#DIV/0!	#DIV/0!
STD OREAS45E	STD			2.6	800.9	18.5	55	0.4	493.9	58.0	636	25.09	19	2.5	13.1	18	0.2	1.1	0.3	339	0.07	0.035	11.0	997	0.18	266	0.548	7.28	0.068	0.37	0.9	96.7	25	1.4	8.4	6.2	0.5	<1	98	7.4	<0.1	22.4	2.8	0.11	<0.005	5	<0.5	<0.5		
STD OREAS45E	STD			2.2	744.7	17.4	45	0.3	447.0	53.7	588	23.17	16	2.3	11.7	17	<0.1	1.3	0.2	320	0.08	0.033	8.4	973	0.15	248	0.544	6.54	0.061	0.35	0.9	94.7	20	1.3	7.6	6.2	0.5	<1	94	6.1	<0.1	19.8	2.8	<0.05	<0.005	2	<0.5	<0.5		
STD OREAS45E	STD			2.4	788.7	20.6	48	0.3	467.4	58.6	591	25.07	16	2.8	15.0	18	<0.1	1.1	0.3	329	0.07	0.033	12.3	994	0.17	273	0.535	6.98	0.055	0.34	1.0	100.0	26	1.5	8.8	6.7	0.5	1	92	5.9	<0.1	23.0	3.4	0.11	<0.005	3	<0.5	<0.5		
STD OREAS45E	STD			2.6	768.5	19.4	47	0.3	496.2	61.6	598	25.19	18	2.6	14.3	18	<0.1	1.2	0.3	336	0.08	0.034	11.9	1029	0.16	263	0.534	6.75	0.056	0.34	1.0	100.6	26	1.4	8.6	6.3	0.5	<1	93	6.5	<0.1	23.1	3.0	0.12	<0.005	3	<0.5	<0.5		
STD OREAS45E	STD			2.4	783.8	18.0	42	0.3	466.1	57.8	598	23.60	17	2.5	12.9	18	0.1	1.0	0.3	323	0.08	0.032	11.3	987	0.17	241	0.558	6.70	0.057	0.34	1.2	96.9	24	1.3	8.4	6.0	0.5	<1	89	6.4	<0.1	20.3	2.9	0.11	<0.005	2	<0.5	<0.5		
Mean			#DIV/0!	2.4	777.3	18.8	47.4	0.3	474.1	57.9	602.2	24.4	17.2	2.5	13.4	17.8	0.2	1.1	0.3	329.4	0.1	0.0	11.0	996.0	0.2	258.2	0.5	6.9	0.1	0.3	1.0	97.8	24.2	1.4	8.4	6.3	0.5	1.0	93.2	6.5	#DIV/0!	21.7	3.0	0.1	#DIV/0!	3.0	#DIV/0!	#DIV/0!	#DIV/0!	#DIV/0!
Standard Deviation			0.00	0.17	21.62	1.25	4.83	0.04	20.76	2.82	19.40	0.96	1.30	0.18	1.28	0.45	0.09	0.11	0.04	8.14	0.01	0.00	1.53	20.64	0.01	13.26	0.01	0.29	0.01	0.01	0.12	2.47	2.49	0.08	0.46	0.26	0.00	0.45	3.27	0.58	0.00	1.56	0.25	0.05	0.00	1.22	0.00	0.00	0.00	#DIV/0!
%RSD			#DIV/0!	7%	3%	7%	10%	14%	4%	5%	3%	4%	8%	7%	10%	3%	60%	10%	16%	2%	7%	3%	14%	2%	7%	5%	2%	4%	9%	4%	12%	3%	10%	6%	5%	4%	0%	45%	4%	9%	#DIV/0!	7%	8%	45%	#DIV/0!	41%	#DIV/0!	#DIV/0!	#DIV/0!	#DIV/0!
STD OREAS45EA	STD																																																0.02	
STD OREAS45EA	STD																																																0.01	
STD OREAS45EA	STD																																																0.02	
STD OXC145	STD		199																																															
STD OXC145	STD		204																																															
STD OXC145	STD		203																																															
Mean			202.0	#DIV/0!	#DIV/0!	#DIV/0!	#DIV/0!	#DIV/0!	#DIV/0!	#DIV/0!	#DIV/0!	#DIV/0!	#DIV/0!	#DIV/0!	#DIV/0!	#DIV/0!	#DIV/0!	#DIV/0!	#DIV/0!	#DIV/0!	#DIV/0!	#DIV/0!	#DIV/0!	#DIV/0!	#DIV/0!	#DIV/0!	#DIV/0!	#DIV/0!	#DIV/0!	#DIV/0!	#DIV/0!	#DIV/0!	#DIV/0!	#DIV/0!	#DIV/0!	#DIV/0!	#DIV/0!	#DIV/0!	#DIV/0!	#DIV/0!	#DIV/0!	#DIV/0!	#DIV/0!	#DIV/0!	#DIV/0!	#DIV/0!	#DIV/0!	#DIV/0!	#DIV/0!	#DIV/0!
Standard Deviation			2.65	0.00	0.00	0.00	0.00	0.00	0.00	0.00	0.00	0.00	0.00	0.00	0.00	0.00	0.00	0.00	0.00	0.00	0.00	0.00	0.00	0.00	0.00	0.00	0.00	0.00	0.00	0.00	0.00	0.00	0.00	0.00	0.00	0.00	0.00	0.00	0.00	0.00	0.00	0.00	0.00	0.00	0.00	0.00	0.00	0.00	0.00	#DIV/0!
%RSD			1%	#DIV/0!	#DIV/0!	#DIV/0!	#DIV/0!	#DIV/0!	#DIV/0!	#DIV/0!	#DIV/0!	#DIV/0!	#DIV/0!	#DIV/0!	#DIV/0!	#DIV/0!	#DIV/0!	#DIV/0!	#DIV/0!	#DIV/0!	#DIV/0!	#DIV/0!	#DIV/0!	#DIV/0!	#DIV/0!	#DIV/0!	#DIV/0!	#DIV/0!	#DIV/0!	#DIV/0!	#DIV/0!	#DIV/0!	#DIV/0!	#DIV/0!	#DIV/0!	#DIV/0!	#DIV/0!	#DIV/0!	#DIV/0!	#DIV/0!	#DIV/0!	#DIV/0!	#DIV/0!	#DIV/0!	#DIV/0!	#DIV/0!	#DIV/0!	#DIV/0!	#DIV/0!	#DIV/0!
STD OXH139	STD		1297																																															
STD OXH139	STD		1304																																															
Mean			1300.5	#DIV/0!	#DIV/0!	#DIV/0!	#DIV/0!	#DIV/0!	#DIV/0!	#DIV/0!	#DIV/0!	#DIV/0!	#DIV/0!	#DIV/0!	#DIV/0!	#DIV/0!	#DIV/0!	#DIV/0!	#DIV/0!	#DIV/0!	#DIV/0!	#DIV/0!	#DIV/0!	#DIV/0!	#DIV/0!	#DIV/0!	#DIV/0!	#DIV/0!	#DIV/0!	#DIV/0!	#DIV/0!	#DIV/0!	#DIV/0!	#DIV/0!	#DIV/0!	#DIV/0!	#DIV/0!	#DIV/0!	#DIV/0!	#DIV/0!	#DIV/0!	#DIV/0!	#DIV/0!	#DIV/0!	#DIV/0!	#DIV/0!	#DIV/0!	#DIV/0!	#DIV/0!	#DIV/0!
Standard Deviation			4.95	0.00	0.00	0.00	0.00	0.00	0.00	0.00	0.00	0.00	0.00	0.00	0.00	0.00	0.00	0.00	0.00	0.00	0.00	0.00	0.00	0.00	0.00	0.00	0.00	0.00	0.00	0.00	0.00	0.00	0.00	0.00	0.00	0.00	0.00	0.00	0.00	0.00	0.00	0.00	0.00	0.00	0.00	0.00	0.00	0.00	0.00	#DIV/0!
%RSD			0%	#DIV/0!	#DIV/0!	#DIV/0!	#DIV/0!	#DIV/0!	#DIV/0!	#DIV/0!	#DIV/0!	#DIV/0!	#DIV/0!	#DIV/0!	#DIV/0!	#DIV/0!	#DIV/0!	#DIV/0!	#DIV/0!	#DIV/0!	#DIV/0!	#DIV/0!	#DIV/0!	#DIV/0!	#DIV/0!	#DIV/0!	#DIV/0!	#DIV/0!	#DIV/0!	#DIV/0!	#DIV/0!	#DIV/0!	#DIV/0!	#DIV/0!	#DIV/0!	#DIV/0!	#DIV/0!	#DIV/0!	#DIV/0!	#DIV/0!	#DIV/0!	#DIV/0!	#DIV/0!	#DIV/0!	#DIV/0!	#DIV/0!	#DIV/0!	#DIV/0!	#DIV/0!	#DIV/0!
BLK	BLK																																																<0.01	
BLK	BLK																																																<0.01	
BLK	BLK																																																0.03	
BLK	BLK			<0.1	0.2	<0.1	<1	<0.1	<0.1	<0.2	<1	<0.01	<1	<0.1	<0.1	<1	<0.1	<0.1	<0.1	<1	<0.01	<0.001	<0.1	1	<0.01	<1	<0.001	<0.01	0.005	<0.01	<0.1	<0.1	<1	<0.1	<0.1	<0.1	<0.1	<1	<1	<0.1	<0.1	<0.1	<0.1	<0.05	<0.005	3	<0.5	<0.5		
BLK	BLK			<0.1	0.2	<0.1	<1	<0.1	<0.1	<0.2	<1	<0.01	<1	<0.1	<0.1	<1	<0.1	<0.1	<0.1	<1	<0.01	<0.001	<0.1	<1	<0.01	2	<0.001	<0.01	<0.001	<0.01	<0.1	<0.1	<1	<0.1	<0.1	<0.1	<0.1	<1	<1	0.3	<0.1	<0.1	<0.1	<0.05	<0.005	3	<0.5	<0.5		
BLK	BLK		<2																																															
BLK	BLK		<2																																															
BLK	BLK		<2																																															
BLK	BLK		<2																																															
BLK	BLK		<2																																															
BLK	BLK		<2																																															
BLK	BLK			<0.1	<0.1	0.2	<1	<0.1	<0.1	<0.2	<1	<0.01	<1	<0.1	<0.1	<1	<0.1	<0.1	<0.1	<1	<0.01	<0.001	<0.1	<1	<0.01	<1	<0.001	<0.01	0.001	<0.01	<0.1	<0.1	<1	<0.1	<0.1	<0.1	<0.1	<1	<1	<0.1	<0.1	<0.1	<0.1	<0.05	<0.005	<1	<0.5	<0.5		
BLK	BLK			<0.1	0.2	<0.1	<1	<0.1	<0.1	<0.2	<1	<0.01	<1	<0.1	<0.1	<1	<0.1	<0.1	<0.1	<1	<0.01	<0.001	<0.1	<1	<0.01	<1	<0.001	<0.01	0.002	<0.01	<0.1	<0.1	<1	<0.1	<0.1	<0.1	<0.1	<1	<1	<0.1	<0.1	<0.1	<0.1	<0.05	<0.005	<1	<0.5	<0.5		
BLK	BLK		<2																																															
BLK	BLK			<0.1	0.2	<0.1	<1	<0.1	0.1	<0.2	<1	<0.01	<1	<0.1	<0.1	<1	<0.1	0.2	<0.1	<1	<0.01	<0.001	<0.1	<1	<0.01	<1	<0.001	<0.01	0.004	<0.01	<0.1	<0.1	<1	<0.1	<0.1	<0.1	<0.1	<1	<1	<0.1	<0.1	<0.1	<0.1	<0.05	<0.005	<1	<0.5	<0.5		
Mean			#DIV/0!	#DIV/0!	0.2	0.2	#DIV/0!	#DIV/0!	0.1	#DIV/0!	#DIV/0!	#DIV/0!	#DIV/0!	#DIV/0!	#DIV/0!	#DIV/0!	#DIV/0!	0.2	#DIV/0!	#DIV/0!	#DIV/0!	#DIV/0!	#DIV/0!	1.0	#DIV/0!	2.0	#DIV/0!	#DIV/0!	0.0	#DIV/0!	#DIV/0!	#DIV/0!	#DIV/0!	#DIV/0!	#DIV/0!	#DIV/0!	#DIV/0!	#DIV/0!	#DIV/0!	0.3	#DIV/0!	#DIV/0!	#DIV/0!	#DIV/0!	#DIV/0!	3.0	#DIV/0!	#DIV/0!	0.0	#DIV/0!
Standard Deviation			0.00	0.00	0.09	0.05	0.00	0.00	0.03	0.00	0.00	0.00	0.00	0.00	0.00	0.00	0.00	0.05	0.00	0.00	0.00	0.00	0.00	0.26	0.00	0.52	0.00	0.00	0.00	0.00	0.00	0.00	0.00	0.00	0.00	0.00	0.00	0.00	0.00	0.08	0.00	0.00	0.00	0.00	0.00	1.06	0.00	0.00	0.01	#DIV/0!
%RSD			#DIV/0!	#DIV/0!	46%	26%	#DIV/0!	#DIV/0!	26%	#DIV/0!	#DIV/0!	#DIV/0!	#DIV/0!	#DIV/0!	#DIV/0!	#DIV/0!	#DIV/0!	26%	#DIV/0!	#DIV/0!	#DIV/0!	#DIV/0!	#DIV/0!	26%	#DIV/0!	26%	#DIV/0!	#DIV/0!	54%	#DIV/0!	#DIV/0!	#DIV/0!	#DIV/0!	#DIV/0!	#DIV/0!	#DIV/0!	#DIV/0!	#DIV/0!	#DIV/0!	26%	#DIV/0!	#DIV/0!	#DIV/0!	#DIV/0!	#DIV/0!	35%	#DIV/0!	#DIV/0!	26%	#DIV/0!
Prep Wash																																																		
ROCK-WHI	Prep Blan		<2	1.2	5.9	3.0	38	<0.1	1.3	4.0	661	2.07	4	1.2	2.7	196	<0.1	0.2	<0.1	34	1.36	0.036	12.9	4	0.56	892	0.193	6.54	3.311	1.76	0.3	55.2	25	0.8	17.3	5.8	0.4	2	7	3.1	<0.1	36.0	1.9	<0.05	<0.005	<1	<0.5	<0.5	<0.01	
ROCK-WHI	Prep Blan		<2	1.2	4.5	3.6	32	<0.1	1.1	3.4	658	1.95	3	1.1	2.5	195	<0.1	0.2	<0.1	33	1.29	0.036	12.3	3	0.51	842	0.180	6.28	3.202	1.79	0.3	54.2	25	0.7	15.5	5.6	0.4	<1	6	2.5	<0.1	32.9	1.8	<0.05	<0.005	<1	<0.5	<0.5	<0.01	
Percent Difference			#VALUE!	0%	27%	18%	17%	#VALUE!	17%	16%	0%	6%	29%	9%	8%	1%	#VALUE!	0%	#VALUE!	3%	5%	0%	5%	29%	9%	6%	7%	4%	3%	2%	0%	2%	0%	13%	11%	4%	0%	#VALUE!	15%	21%	#VALUE!	9%	5%	#VALUE!	#VALUE!	#VALUE!	#VALUE!	#VALUE!	#VALUE!	#DIV/0!

Bureau Veritas Commodities Canada Ltd. **Final Report**

Client: Goldstrike Resources Ltd.
File Created: 09-Oct-2018
Job Number: WHI18000666
Number of Samples: 79
Project: LUC
Shipment ID: LSTR-18-03
P.O. Number:
Received: 17-Aug-2018

	Method	WGHT	FA350	MA200	MA200	MA200	MA200	MA200	MA200	MA200	MA200	MA200	MA200	MA200	MA200	MA200	MA200	MA200	MA200	MA200	MA200	MA200	MA200	MA200	MA200	MA200	MA200	MA200	MA200	MA200	MA200	MA200	MA200	MA200	MA200	MA200	MA200	MA200	MA200	MA200	MA200	MA200	MA200	MA200	MA200	MA200	MA200	MA200	AQ200	FA550
	Analyte	Wgt	Au	Mo	Cu	Pb	Zn	Ag	Ni	Co	Mn	Fe	As	U	Th	Sr	Cd	Sb	Bi	V	Ca	P	La	Cr	Mg	Ba	Ti	Al	Na	K	W	Zr	Ce	Sn	Y	Nb	Ta	Be	Sc	Li	S	Rb	Hf	In	Re	Se	Te	Tl	Hg	Au
	Unit	KG	PPB	PPM	PPM	PPM	PPM	PPM	PPM	PPM	PPM	%	PPM	PPM	PPM	PPM	PPM	PPM	PPM	PPM	%	%	PPM	PPM	%	PPM	%	%	%	%	PPM	PPM	PPM	PPM	PPM	PPM	PPM	PPM	PPM	PPM	%	PPM	PPM	PPM	PPM	PPM	PPM	PPM	PPM	GM/T
	MDL	0.01	2	0.1	0.1	0.1	1	0.1	0.1	0.2	1	0.01	1	0.1	0.1	1	0.1	0.1	0.1	1	0.01	0.001	0.1	1	0.01	1	0.001	0.01	0.001	0.01	0.1	0.1	1	0.1	0.1	0.1	0.1	1	1	0.1	0.1	0.1	0.1	0.05	0.005	1	0.5	0.5	0.01	0.9
Sample	**Type**																																																	
Pulp Duplicates																																																		
1473674	Rock	2.84	7	8.6	25.5	10.6	77	0.1	15.4	18.9	1207	4.85	11	0.6	3.2	559	0.4	16.3	<0.1	150	6.65	0.044	12.6	36	1.88	825	0.159	5.79	0.108	1.62	3.3	7.3	26	0.4	8.9	1.5	<0.1	2	17	25.5	<0.1	56.4	0.3	<0.05	<0.005	1	0.7	<0.5	1.46	
1473674	REP																																																1.42	
Percent Difference			#VALUE!	#VALUE!	#VALUE!	#VALUE!	#VALUE!	#VALUE!	#VALUE!	#VALUE!	#VALUE!	#VALUE!	#VALUE!	#VALUE!	#VALUE!	#VALUE!	#VALUE!	#VALUE!	#VALUE!	#VALUE!	#VALUE!	#VALUE!	#VALUE!	#VALUE!	#VALUE!	#VALUE!	#VALUE!	#VALUE!	#VALUE!	#VALUE!	#VALUE!	#VALUE!	#VALUE!	#VALUE!	#VALUE!	#VALUE!	#VALUE!	#VALUE!	#VALUE!	#VALUE!	#VALUE!	#VALUE!	#VALUE!	#VALUE!	#VALUE!	#VALUE!	#VALUE!	#VALUE!	3%	#VALUE!
1473643	Rock	3.69	<2	2.2	30.7	5.8	47	<0.1	7.1	10.5	1354	3.73	3	0.6	2.6	151	0.2	5.4	<0.1	43	5.89	0.020	13.3	6	0.17	690	0.120	5.60	2.076	0.83	0.8	4.3	30	0.7	20.3	2.1	0.1	2	8	18.1	<0.1	25.9	0.2	0.09	<0.005	<1	0.6	<0.5	0.03	
1473643	REP																																																0.04	
Percent Difference			#VALUE!	#VALUE!	#VALUE!	#VALUE!	#VALUE!	#VALUE!	#VALUE!	#VALUE!	#VALUE!	#VALUE!	#VALUE!	#VALUE!	#VALUE!	#VALUE!	#VALUE!	#VALUE!	#VALUE!	#VALUE!	#VALUE!	#VALUE!	#VALUE!	#VALUE!	#VALUE!	#VALUE!	#VALUE!	#VALUE!	#VALUE!	#VALUE!	#VALUE!	#VALUE!	#VALUE!	#VALUE!	#VALUE!	#VALUE!	#VALUE!	#VALUE!	#VALUE!	#VALUE!	#VALUE!	#VALUE!	#VALUE!	#VALUE!	#VALUE!	#VALUE!	#VALUE!	#VALUE!	29%	#VALUE!
1473634	Rock	2.94	6	0.3	15.3	14.4	43	<0.1	5.0	5.9	535	2.28	3	0.2	1.9	189	<0.1	1.4	<0.1	40	2.16	0.020	8.9	5	0.12	560	0.118	6.28	2.644	0.92	0.4	7.0	21	0.9	14.9	2.3	0.2	<1	7	10.0	<0.1	29.2	0.3	0.06	<0.005	3	<0.5	<0.5	0.04	
1473634	REP		5																																															
Percent Difference			18%	#VALUE!	#VALUE!	#VALUE!	#VALUE!	#VALUE!	#VALUE!	#VALUE!	#VALUE!	#VALUE!	#VALUE!	#VALUE!	#VALUE!	#VALUE!	#VALUE!	#VALUE!	#VALUE!	#VALUE!	#VALUE!	#VALUE!	#VALUE!	#VALUE!	#VALUE!	#VALUE!	#VALUE!	#VALUE!	#VALUE!	#VALUE!	#VALUE!	#VALUE!	#VALUE!	#VALUE!	#VALUE!	#VALUE!	#VALUE!	#VALUE!	#VALUE!	#VALUE!	#VALUE!	#VALUE!	#VALUE!	#VALUE!	#VALUE!	#VALUE!	#VALUE!	#VALUE!	#VALUE!	#VALUE!	#VALUE!
1473611	Rock	2.49	<2	0.9	9.5	7.2	36	<0.1	4.4	8.1	682	3.17	5	0.2	0.8	394	<0.1	2.2	<0.1	80	1.89	0.032	5.3	5	0.15	1475	0.206	7.50	3.484	1.15	0.9	4.8	12	0.6	9.7	2.1	0.2	<1	9	8.5	<0.1	30.3	0.2	<0.05	<0.005	<1	<0.5	<0.5	0.03	
1473611	REP			1.0	7.9	7.1	35	<0.1	4.2	8.7	692	3.22	3	0.2	0.7	390	<0.1	2.1	<0.1	80	1.90	0.036	5.4	5	0.15	1462	0.207	7.43	3.497	1.15	0.8	4.5	12	0.5	9.4	2.3	0.2	1	9	8.8	<0.1	30.2	0.2	<0.05	<0.005	<1	<0.5	<0.5		
Percent Difference			#VALUE!	11%	18%	1%	3%	#VALUE!	5%	7%	1%	2%	50%	0%	13%	1%	#VALUE!	5%	#VALUE!	0%	1%	12%	2%	0%	0%	1%	0%	1%	0%	0%	12%	6%	0%	18%	3%	9%	0%	#VALUE!	0%	3%	#VALUE!	0%	0%	#VALUE!	#VALUE!	#VALUE!	#VALUE!	#VALUE!	#VALUE!	#VALUE!
1473645	Rock	3.48	2	0.6	8.2	4.6	24	<0.1	3.8	5.2	441	2.52	2	0.3	2.0	143	0.1	5.6	<0.1	37	2.25	0.019	9.0	5	0.12	1072	0.116	6.47	3.092	1.01	1.3	5.7	21	0.8	10.6	1.8	0.1	<1	8	15.4	<0.1	31.9	0.3	<0.05	<0.005	3	<0.5	<0.5	0.04	
1473645	REP			0.5	7.5	4.8	25	<0.1	4.0	4.4	416	2.44	4	0.3	1.9	134	<0.1	5.7	<0.1	37	2.22	0.020	8.4	5	0.12	1021	0.111	6.36	3.088	1.01	1.2	5.0	19	0.7	10.2	1.9	0.1	<1	8	14.5	<0.1	29.6	0.2	<0.05	<0.005	<1	<0.5	<0.5		
Percent Difference			#VALUE!	18%	9%	4%	4%	#VALUE!	5%	17%	6%	3%	67%	0%	5%	6%	#VALUE!	2%	#VALUE!	0%	1%	5%	7%	0%	0%	5%	4%	2%	0%	0%	8%	13%	10%	13%	4%	5%	0%	#VALUE!	0%	6%	#VALUE!	7%	40%	#VALUE!	#VALUE!	#VALUE!	#VALUE!	#VALUE!	#VALUE!	#VALUE!
1473675	Rock Pulp	0.05	9	7.4	45.4	5.7	60	<0.1	38.0	12.8	866	4.26	6	0.6	1.6	338	<0.1	0.9	<0.1	123	2.85	0.062	8.0	49	1.28	503	0.356	6.46	2.345	0.86	0.7	25.4	19	1.3	13.8	3.6	0.3	1	14	14.7	<0.1	17.7	1.0	0.10	<0.005	1	<0.5	<0.5	0.03	
1473675	REP			6.7	44.9	5.3	54	<0.1	38.0	13.0	867	4.28	6	0.6	1.6	325	<0.1	0.8	<0.1	124	2.85	0.057	8.3	52	1.32	498	0.357	6.62	2.387	0.85	0.8	24.0	18	1.5	14.1	3.6	0.2	<1	14	13.8	<0.1	17.4	0.7	<0.05	<0.005	<1	<0.5	<0.5		
Percent Difference			#VALUE!	10%	1%	7%	11%	#VALUE!	0%	2%	0%	0%	0%	0%	0%	4%	#VALUE!	12%	#VALUE!	1%	0%	8%	4%	6%	3%	1%	0%	2%	2%	1%	13%	6%	5%	14%	2%	0%	40%	#VALUE!	0%	6%	#VALUE!	2%	35%	#VALUE!	#VALUE!	#VALUE!	#VALUE!	#VALUE!	#VALUE!	#VALUE!
1473602	Rock	3.55	49	14.5	11.6	5.3	40	0.2	6.2	7.4	597	2.89	6	0.5	2.2	69	0.3	3.8	0.2	68	2.14	0.024	9.4	12	0.11	430	0.093	5.76	0.910	0.82	10.2	11.0	23	0.8	6.5	1.2	<0.1	1	12	36.2	<0.1	15.2	0.5	<0.05	<0.005	<1	0.5	<0.5	0.93	
1473602	REP		50																																															
Percent Difference			2%	#VALUE!	#VALUE!	#VALUE!	#VALUE!	#VALUE!	#VALUE!	#VALUE!	#VALUE!	#VALUE!	#VALUE!	#VALUE!	#VALUE!	#VALUE!	#VALUE!	#VALUE!	#VALUE!	#VALUE!	#VALUE!	#VALUE!	#VALUE!	#VALUE!	#VALUE!	#VALUE!	#VALUE!	#VALUE!	#VALUE!	#VALUE!	#VALUE!	#VALUE!	#VALUE!	#VALUE!	#VALUE!	#VALUE!	#VALUE!	#VALUE!	#VALUE!	#VALUE!	#VALUE!	#VALUE!	#VALUE!	#VALUE!	#VALUE!	#VALUE!	#VALUE!	#VALUE!	#VALUE!	#VALUE!	#VALUE!
1473628	Rock	3.14	5	1.5	31.9	21.5	95	0.1	11.2	19.8	1163	5.42	5	0.6	1.7	209	0.1	2.6	0.3	181	4.37	0.047	8.0	20	0.30	799	0.312	6.34	2.470	1.46	4.7	6.9	18	0.7	15.6	2.8	0.2	<1	16	14.0	<0.1	35.3	0.3	<0.05	<0.005	<1	<0.5	<0.5	0.04	
1473628	REP		5																																															
Percent Difference			0%	#VALUE!	#VALUE!	#VALUE!	#VALUE!	#VALUE!	#VALUE!	#VALUE!	#VALUE!	#VALUE!	#VALUE!	#VALUE!	#VALUE!	#VALUE!	#VALUE!	#VALUE!	#VALUE!	#VALUE!	#VALUE!	#VALUE!	#VALUE!	#VALUE!	#VALUE!	#VALUE!	#VALUE!	#VALUE!	#VALUE!	#VALUE!	#VALUE!	#VALUE!	#VALUE!	#VALUE!	#VALUE!	#VALUE!	#VALUE!	#VALUE!	#VALUE!	#VALUE!	#VALUE!	#VALUE!	#VALUE!	#VALUE!	#VALUE!	#VALUE!	#VALUE!	#VALUE!	#VALUE!	#VALUE!	#VALUE!
1473608	Rock	3.05	47	7.0	12.7	7.5	47	0.2	16.5	12.3	925	3.48	10	0.5	2.7	113	0.5	5.7	<0.1	80	2.32	0.029	13.0	31	0.55	800	0.129	6.19	0.635	0.86	6.2	8.9	28	0.6	10.7	1.7	0.1	<1	13	35.9	<0.1	19.1	0.4	0.07	<0.005	<1	<0.5	<0.5	0.41	
1473608	REP																																																0.45	
Percent Difference			#VALUE!	#VALUE!	#VALUE!	#VALUE!	#VALUE!	#VALUE!	#VALUE!	#VALUE!	#VALUE!	#VALUE!	#VALUE!	#VALUE!	#VALUE!	#VALUE!	#VALUE!	#VALUE!	#VALUE!	#VALUE!	#VALUE!	#VALUE!	#VALUE!	#VALUE!	#VALUE!	#VALUE!	#VALUE!	#VALUE!	#VALUE!	#VALUE!	#VALUE!	#VALUE!	#VALUE!	#VALUE!	#VALUE!	#VALUE!	#VALUE!	#VALUE!	#VALUE!	#VALUE!	#VALUE!	#VALUE!	#VALUE!	#VALUE!	#VALUE!	#VALUE!	#VALUE!	#VALUE!	9%	#VALUE!
Preparation Duplicates																																																		
1473613	Rock	2.58	<2	1.1	40.6	9.4	69	<0.1	6.2	14.0	745	4.28	5	0.5	2.0	136	<0.1	2.1	<0.1	100	2.28	0.054	12.8	4	0.24	453	0.267	6.45	0.897	1.44	2.9	9.3	29	0.6	16.9	2.9	0.1	2	14	13.8	<0.1	46.6	0.4	<0.05	<0.005	<1	<0.5	<0.5	0.02	
1473613	DUP		<2	1.0	41.0	9.8	73	<0.1	5.9	13.9	740	4.51	6	0.4	1.6	137	<0.1	2.1	<0.1	106	2.32	0.049	11.2	5	0.26	439	0.280	6.66	0.971	1.45	2.9	9.2	26	0.6	17.3	2.9	0.2	1	15	15.2	<0.1	45.8	0.4	0.09	<0.005	<1	<0.5	<0.5	0.03	
Percent Difference			#VALUE!	10%	1%	4%	6%	#VALUE!	5%	1%	1%	5%	18%	22%	22%	1%	#VALUE!	0%	#VALUE!	6%	2%	10%	13%	22%	8%	3%	5%	3%	8%	1%	0%	1%	11%	0%	2%	0%	67%	67%	7%	10%	#VALUE!	2%	0%	#VALUE!	#VALUE!	#VALUE!	#VALUE!	#VALUE!	40%	#VALUE!
1473647	Rock	3.19	5	0.4	7.5	5.2	23	<0.1	4.2	5.1	368	2.08	3	0.3	1.9	241	<0.1	3.3	<0.1	34	2.03	0.021	6.4	5	0.13	611	0.120	7.35	3.164	1.02	0.9	5.7	14	0.5	13.1	1.8	0.2	<1	8	18.1	<0.1	26.9	0.2	<0.05	<0.005	1	<0.5	<0.5	0.03	
1473647	DUP		5	0.4	7.2	4.8	30	<0.1	4.6	4.3	326	1.90	4	0.3	1.8	245	<0.1	2.9	<0.1	31	1.91	0.018	6.2	5	0.11	578	0.110	7.25	3.212	0.95	0.8	5.3	14	0.7	11.7	1.7	0.1	1	7	19.3	<0.1	26.3	0.3	<0.05	0.006	2	<0.5	<0.5	0.04	
Percent Difference			0%	0%	4%	8%	26%	#VALUE!	9%	17%	12%	9%	29%	0%	5%	2%	#VALUE!	13%	#VALUE!	9%	6%	15%	3%	0%	17%	6%	9%	1%	2%	7%	12%	7%	0%	33%	11%	6%	67%	#VALUE!	13%	6%	#VALUE!	2%	40%	#VALUE!	#VALUE!	67%	#VALUE!	#VALUE!	29%	#VALUE!
Reference Materials																																																		
STD AGPROOF	STD																																																	<0.9
STD DS11	STD																																																0.26	
STD DS11	STD																																																0.25	
STD DS11	STD																																																0.26	
Mean			#DIV/0!	#DIV/0!	#DIV/0!	#DIV/0!	#DIV/0!	#DIV/0!	#DIV/0!	#DIV/0!	#DIV/0!	#DIV/0!	#DIV/0!	#DIV/0!	#DIV/0!	#DIV/0!	#DIV/0!	#DIV/0!	#DIV/0!	#DIV/0!	#DIV/0!	#DIV/0!	#DIV/0!	#DIV/0!	#DIV/0!	#DIV/0!	#DIV/0!	#DIV/0!	#DIV/0!	#DIV/0!	#DIV/0!	#DIV/0!	#DIV/0!	#DIV/0!	#DIV/0!	#DIV/0!	#DIV/0!	#DIV/0!	#DIV/0!	#DIV/0!	#DIV/0!	#DIV/0!	#DIV/0!	#DIV/0!	#DIV/0!	#DIV/0!	#DIV/0!	#DIV/0!	0.3	
Standard Deviation			0.00	0.00	0.00	0.00	0.00	0.00	0.00	0.00	0.00	0.00	0.00	0.00	0.00	0.00	0.00	0.00	0.00	0.00	0.00	0.00	0.00	0.00	0.00	0.00	0.00	0.00	0.00	0.00	0.00	0.00	0.00	0.00	0.00	0.00	0.00	0.00	0.00	0.00	0.00	0.00	0.00	0.00	0.00	0.00	0.00	0.00	0.13	
%RSD			#DIV/0!	#DIV/0!	#DIV/0!	#DIV/0!	#DIV/0!	#DIV/0!	#DIV/0!	#DIV/0!	#DIV/0!	#DIV/0!	#DIV/0!	#DIV/0!	#DIV/0!	#DIV/0!	#DIV/0!	#DIV/0!	#DIV/0!	#DIV/0!	#DIV/0!	#DIV/0!	#DIV/0!	#DIV/0!	#DIV/0!	#DIV/0!	#DIV/0!	#DIV/0!	#DIV/0!	#DIV/0!	#DIV/0!	#DIV/0!	#DIV/0!	#DIV/0!	#DIV/0!	#DIV/0!	#DIV/0!	#DIV/0!	#DIV/0!	#DIV/0!	#DIV/0!	#DIV/0!	#DIV/0!	#DIV/0!	#DIV/0!	#DIV/0!	#DIV/0!	#DIV/0!	50%	
STD OREAS25A-4A	STD			2.3	34.5	23.4	40	<0.1	44.2	7.5	531	6.43	9	2.6	14.1	49	<0.1	0.7	0.3	160	0.26	0.047	19.9	111	0.31	144	0.922	8.92	0.125	0.47	1.7	145.9	43	3.6	9.5	18.2	1.3	1	12	35.7	<0.1	54.3	4.0	0.08	<0.005	1	<0.5	<0.5		
STD OREAS25A-4A	STD			2.3	35.4	24.4	45	<0.1	45.5	7.6	519	6.48	11	2.6	15.1	46	0.3	0.5	0.4	155	0.28	0.045	19.8	107	0.33	151	0.916	8.62	0.130	0.46	2.0	144.2	46	3.9	10.4	19.0	1.4	1	12	37.7	<0.1	57.4	3.7	0.08	<0.005	2	<0.5	<0.5		
Mean			#DIV/0!	2.3	35.0	23.9	42.5	#DIV/0!	44.9	7.6	525.0	6.5	10.0	2.6	14.6	47.5	0.3	0.6	0.4	157.5	0.3	0.0	19.9	109.0	0.3	147.5	0.9	8.8	0.1	0.5	1.9	145.1	44.5	3.8	10.0	18.6	1.4	1.0	12.0	36.7	#DIV/0!	55.9	3.9	0.1	#DIV/0!	1.5	#DIV/0!	#DIV/0!	#DIV/0!	#DIV/0!
Standard Deviation			0.00	0.00	0.64	0.71	3.54	0.00	0.92	0.07	8.49	0.04	1.41	0.00	0.71	2.12	0.21	0.14	0.07	3.54	0.01	0.00	0.07	2.83	0.01	4.95	0.00	0.21	0.00	0.01	0.21	1.20	2.12	0.21	0.64	0.57	0.07	0.00	0.00	1.41	0.00	2.19	0.21	0.00	0.00	0.71	0.00	0.00	0.00	0.00
%RSD			#DIV/0!	0%	2%	3%	8%	#DIV/0!	2%	1%	2%	1%	14%	0%	5%	4%	71%	24%	20%	2%	5%	3%	0%	3%	4%	3%	0%	2%	3%	2%	11%	1%	5%	6%	6%	3%	5%	0%	0%	4%	#DIV/0!	4%	6%	0%	#DIV/0!	47%	#DIV/0!	#DIV/0!	#DIV/0!	#DIV/0!
STD OREAS45E	STD			2.6	771.3	18.4	44	0.3	472.5	61.0	617	22.46	16	2.5	13.0	18	<0.1	0.9	0.3	325	0.06	0.029	10.7	967	0.15	262	0.518	6.83	0.058	0.32	0.9	90.3	24	1.0	7.7	5.7	0.5	<1	89	6.8	<0.1	20.3	2.8	0.09	<0.005	4	<0.5	<0.5		
STD OREAS45E	STD			1.9	796.1	17.9	50	0.3	465.6	57.8	597	24.63	16	2.4	12.2	17	<0.1	0.9	0.3	323	0.07	0.034	11.3	991	0.16	255	0.497	6.86	0.062	0.34	1.0	92.8	25	1.5	8.0	6.0	0.5	<1	90	8.3	<0.1	21.6	3.1	<0.05	<0.005	2	0.5	<0.5		
STD OREAS45E	STD			2.5	809.3	20.3	49	0.3	475.0	61.8	631	26.04	18	2.6	13.0	17	<0.1	1.0	0.4	335	0.05	0.033	12.6	1041	0.17	278	0.555	7.33	0.060	0.34	1.2	101.4	27	1.3	8.5	6.6	0.5	<1	98	7.6	<0.1	22.8	3.1	0.09	<0.005	4	<0.5	<0.5		
Mean			#DIV/0!	2.3	792.2	18.9	47.7	0.3	471.0	60.2	615.0	24.4	16.7	2.5	12.7	17.3	#DIV/0!	0.9	0.3	327.7	0.1	0.0	11.5	999.7	0.2	265.0	0.5	7.0	0.1	0.3	1.0	94.8	25.3	1.3	8.1	6.1	0.5	#DIV/0!	92.3	7.6	#DIV/0!	21.6	3.0	0.1	#DIV/0!	3.3	0.5	#DIV/0!	#DIV/0!	#DIV/0!
Standard Deviation			0.00	0.38	19.29	1.27	3.21	0.00	4.87	2.12	17.09	1.80	1.15	0.10	0.46	0.58	0.00	0.06	0.06	6.43	0.01	0.00	0.97	37.75	0.01	11.79	0.03	0.28	0.00	0.01	0.15	5.82	1.53	0.25	0.40	0.46	0.00	0.00	4.93	0.75	0.00	1.25	0.17	0.05	0.00	1.15	0.29	0.00	0.00	0.00
%RSD			#DIV/0!	16%	2%	7%	7%	0%	1%	4%	3%	7%	7%	4%	4%	3%	#DIV/0!	6%	17%	2%	17%	8%	8%	4%	6%	4%	6%	4%	3%	3%	15%	6%	6%	20%	5%	8%	0%	#DIV/0!	5%	10%	#DIV/0!	6%	6%	58%	#DIV/0!	35%	58%	#DIV/0!	#DIV/0!	#DIV/0!
STD OREAS45EA	STD																																																<0.01	
STD OREAS45EA	STD																																																<0.01	
STD OREAS45EA	STD																																																<0.01	
STD OXC145	STD		208																																															
STD OXC145	STD		204																																															
STD OXC145	STD		198																																															
Mean			203.3	#DIV/0!	#DIV/0!	#DIV/0!	#DIV/0!	#DIV/0!	#DIV/0!	#DIV/0!	#DIV/0!	#DIV/0!	#DIV/0!	#DIV/0!	#DIV/0!	#DIV/0!	#DIV/0!	#DIV/0!	#DIV/0!	#DIV/0!	#DIV/0!	#DIV/0!	#DIV/0!	#DIV/0!	#DIV/0!	#DIV/0!	#DIV/0!	#DIV/0!	#DIV/0!	#DIV/0!	#DIV/0!	#DIV/0!	#DIV/0!	#DIV/0!	#DIV/0!	#DIV/0!	#DIV/0!	#DIV/0!	#DIV/0!	#DIV/0!	#DIV/0!	#DIV/0!	#DIV/0!	#DIV/0!	#DIV/0!	#DIV/0!	#DIV/0!	#DIV/0!	#DIV/0!	#DIV/0!
Standard Deviation			5.03	0.00	0.00	0.00	0.00	0.00	0.00	0.00	0.00	0.00	0.00	0.00	0.00	0.00	0.00	0.00	0.00	0.00	0.00	0.00	0.00	0.00	0.00	0.00	0.00	0.00	0.00	0.00	0.00	0.00	0.00	0.00	0.00	0.00	0.00	0.00	0.00	0.00	0.00	0.00	0.00	0.00	0.00	0.00	0.00	0.00	0.00	0.00
%RSD			2%	#DIV/0!	#DIV/0!	#DIV/0!	#DIV/0!	#DIV/0!	#DIV/0!	#DIV/0!	#DIV/0!	#DIV/0!	#DIV/0!	#DIV/0!	#DIV/0!	#DIV/0!	#DIV/0!	#DIV/0!	#DIV/0!	#DIV/0!	#DIV/0!	#DIV/0!	#DIV/0!	#DIV/0!	#DIV/0!	#DIV/0!	#DIV/0!	#DIV/0!	#DIV/0!	#DIV/0!	#DIV/0!	#DIV/0!	#DIV/0!	#DIV/0!	#DIV/0!	#DIV/0!	#DIV/0!	#DIV/0!	#DIV/0!	#DIV/0!	#DIV/0!	#DIV/0!	#DIV/0!	#DIV/0!	#DIV/0!	#DIV/0!	#DIV/0!	#DIV/0!	#DIV/0!	#DIV/0!
STD OXH139	STD		1321																																															
STD OXH139	STD		1378																																															
STD OXH139	STD		1254																																															
Mean			1317.7	#DIV/0!	#DIV/0!	#DIV/0!	#DIV/0!	#DIV/0!	#DIV/0!	#DIV/0!	#DIV/0!	#DIV/0!	#DIV/0!	#DIV/0!	#DIV/0!	#DIV/0!	#DIV/0!	#DIV/0!	#DIV/0!	#DIV/0!	#DIV/0!	#DIV/0!	#DIV/0!	#DIV/0!	#DIV/0!	#DIV/0!	#DIV/0!	#DIV/0!	#DIV/0!	#DIV/0!	#DIV/0!	#DIV/0!	#DIV/0!	#DIV/0!	#DIV/0!	#DIV/0!	#DIV/0!	#DIV/0!	#DIV/0!	#DIV/0!	#DIV/0!	#DIV/0!	#DIV/0!	#DIV/0!	#DIV/0!	#DIV/0!	#DIV/0!	#DIV/0!	#DIV/0!	#DIV/0!
Standard Deviation			62.07	0.00	0.00	0.00	0.00	0.00	0.00	0.00	0.00	0.00	0.00	0.00	0.00	0.00	0.00	0.00	0.00	0.00	0.00	0.00	0.00	0.00	0.00	0.00	0.00	0.00	0.00	0.00	0.00	0.00	0.00	0.00	0.00	0.00	0.00	0.00	0.00	0.00	0.00	0.00	0.00	0.00	0.00	0.00	0.00	0.00	0.00	0.00
%RSD			5%	#DIV/0!	#DIV/0!	#DIV/0!	#DIV/0!	#DIV/0!	#DIV/0!	#DIV/0!	#DIV/0!	#DIV/0!	#DIV/0!	#DIV/0!	#DIV/0!	#DIV/0!	#DIV/0!	#DIV/0!	#DIV/0!	#DIV/0!	#DIV/0!	#DIV/0!	#DIV/0!	#DIV/0!	#DIV/0!	#DIV/0!	#DIV/0!	#DIV/0!	#DIV/0!	#DIV/0!	#DIV/0!	#DIV/0!	#DIV/0!	#DIV/0!	#DIV/0!	#DIV/0!	#DIV/0!	#DIV/0!	#DIV/0!	#DIV/0!	#DIV/0!	#DIV/0!	#DIV/0!	#DIV/0!	#DIV/0!	#DIV/0!	#DIV/0!	#DIV/0!	#DIV/0!	#DIV/0!
STD OXQ114	STD																																																	34.0
STD SP49	STD																																																	18.4
BLK	BLK																																																<0.01	
BLK	BLK																																																<0.01	
BLK	BLK		<2																																															
BLK	BLK		<2																																															
BLK	BLK		2																																															
BLK	BLK		<2																																															
BLK	BLK			<0.1	<0.1	<0.1	<1	<0.1	<0.1	<0.2	<1	<0.01	<1	<0.1	<0.1	<1	<0.1	<0.1	<0.1	<1	<0.01	<0.001	<0.1	<1	<0.01	4	<0.001	<0.01	<0.001	<0.01	<0.1	<0.1	<1	<0.1	<0.1	<0.1	<0.1	<1	<1	<0.1	<0.1	<0.1	<0.1	<0.05	<0.005	<1	<0.5	<0.5		
BLK	BLK			<0.1	<0.1	<0.1	<1	<0.1	0.1	<0.2	2	<0.01	<1	<0.1	<0.1	<1	<0.1	<0.1	<0.1	<1	<0.01	<0.001	<0.1	<1	<0.01	3	<0.001	<0.01	<0.001	<0.01	<0.1	<0.1	<1	<0.1	<0.1	<0.1	<0.1	<1	<1	0.3	<0.1	<0.1	<0.1	<0.05	<0.005	2	<0.5	<0.5		
BLK	BLK			<0.1	<0.1	<0.1	<1	<0.1	<0.1	<0.2	<1	<0.01	<1	<0.1	<0.1	<1	<0.1	<0.1	<0.1	<1	<0.01	<0.001	<0.1	<1	<0.01	<1	<0.001	<0.01	<0.001	<0.01	<0.1	<0.1	<1	<0.1	<0.1	<0.1	<0.1	<1	<1	<0.1	<0.1	<0.1	<0.1	<0.05	<0.005	<1	<0.5	<0.5		
BLK	BLK		2																																															
BLK	BLK		<2																																															
BLK	BLK		<2																																															
BLK	BLK																																																	<0.9
BLK	BLK																																																<0.01	
Mean			2.0	#DIV/0!	#DIV/0!	#DIV/0!	#DIV/0!	#DIV/0!	0.1	#DIV/0!	2.0	#DIV/0!	#DIV/0!	#DIV/0!	#DIV/0!	#DIV/0!	#DIV/0!	#DIV/0!	#DIV/0!	#DIV/0!	#DIV/0!	#DIV/0!	#DIV/0!	#DIV/0!	#DIV/0!	3.5	#DIV/0!	#DIV/0!	#DIV/0!	#DIV/0!	#DIV/0!	#DIV/0!	#DIV/0!	#DIV/0!	#DIV/0!	#DIV/0!	#DIV/0!	#DIV/0!	#DIV/0!	0.3	#DIV/0!	#DIV/0!	#DIV/0!	#DIV/0!	#DIV/0!	2.0	#DIV/0!	#DIV/0!	#DIV/0!	#DIV/0!
Standard Deviation			0.73	0.00	0.00	0.00	0.00	0.00	0.03	0.00	0.53	0.00	0.00	0.00	0.00	0.00	0.00	0.00	0.00	0.00	0.00	0.00	0.00	0.00	0.00	1.29	0.00	0.00	0.00	0.00	0.00	0.00	0.00	0.00	0.00	0.00	0.00	0.00	0.00	0.08	0.00	0.00	0.00	0.00	0.00	0.53	0.00	0.00	0.00	0.00
%RSD			36%	#DIV/0!	#DIV/0!	#DIV/0!	#DIV/0!	#DIV/0!	27%	#DIV/0!	27%	#DIV/0!	#DIV/0!	#DIV/0!	#DIV/0!	#DIV/0!	#DIV/0!	#DIV/0!	#DIV/0!	#DIV/0!	#DIV/0!	#DIV/0!	#DIV/0!	#DIV/0!	#DIV/0!	37%	#DIV/0!	#DIV/0!	#DIV/0!	#DIV/0!	#DIV/0!	#DIV/0!	#DIV/0!	#DIV/0!	#DIV/0!	#DIV/0!	#DIV/0!	#DIV/0!	#DIV/0!	27%	#DIV/0!	#DIV/0!	#DIV/0!	#DIV/0!	#DIV/0!	27%	#DIV/0!	#DIV/0!	#DIV/0!	#DIV/0!
Prep Wash																																																		
ROCK-WHI	Prep Blanl		<2	0.9	3.5	3.9	34	<0.1	1.0	3.7	709	2.10	3	1.2	2.9	222	<0.1	<0.1	<0.1	33	1.52	0.036	12.4	2	0.51	856	0.193	6.91	3.207	1.59	0.3	55.7	24	0.8	15.4	5.2	0.4	<1	6	2.2	<0.1	32.6	1.8	<0.05	<0.005	<1	<0.5	<0.5	<0.01	
ROCK-WHI	Prep Blanl		<2	1.6	4.1	2.9	49	<0.1	1.4	3.9	800	2.25	3	1.2	2.8	210	<0.1	<0.1	<0.1	35	1.44	0.042	13.5	3	0.58	867	0.204	7.08	3.270	1.61	0.3	55.0	27	0.7	16.8	5.3	0.4	<1	7	2.0	<0.1	34.3	1.8	<0.05	<0.005	<1	<0.5	<0.5	<0.01	
Percent Difference			#VALUE!	56%	16%	29%	36%	#VALUE!	33%	5%	12%	7%	0%	0%	4%	6%	#VALUE!	#VALUE!	#VALUE!	6%	5%	15%	8%	40%	13%	1%	6%	2%	2%	1%	0%	1%	12%	13%	9%	2%	0%	#VALUE!	15%	10%	#VALUE!	5%	0%	#VALUE!	#VALUE!	#VALUE!	#VALUE!	#VALUE!	#VALUE!	#VALUE!

Bureau Veritas Commodities Canada Ltd. **Final Report**

Client: Goldstrike Resources Ltd.
File Created: 10-Oct-2018
Job Number: WHI18000668
Number of Samples: 136
Project: LUC
Shipment ID: LSTR-18-04
P.O. Number:
Received: 17-Aug-2018

Sample	Type	Wgt	Au	Mo	Cu	Pb	Zn	Ag	Ni	Co	Mn	Fe	As	U	Th	Sr	Cd	Sb	Bi	V	Ca	P	La	Cr	Mg	Ba	Ti	Al	Na	K	W	Zr	Ce	Sn	Y	Nb	Ta	Be	Sc	Li	S	Rb	Hf	In	Re	Se	Te	Tl	Hg
	Method	WGHT	FA350	MA200	MA200	MA200	MA200	MA200	MA200	MA200	MA200	MA200	MA200	MA200	MA200	MA200	MA200	MA200	MA200	MA200	MA200	MA200	MA200	MA200	MA200	MA200	MA200	MA200	MA200	MA200	MA200	MA200	MA200	MA200	MA200	MA200	MA200	MA200	MA200	MA200	MA200	MA200	MA200	MA200	MA200	MA200	MA200	MA200	AQ200
	Unit	KG	PPB	PPM	PPM	PPM	PPM	PPM	PPM	PPM	PPM	%	PPM	PPM	PPM	PPM	PPM	PPM	PPM	PPM	%	%	PPM	PPM	%	PPM	%	%	%	%	PPM	PPM	PPM	PPM	PPM	PPM	PPM	PPM	PPM	PPM	%	PPM	PPM	PPM	PPM	PPM	PPM	PPM	PPM
	MDL	0.01	2	0.1	0.1	0.1	1	0.1	0.1	0.2	1	0.01	1	0.1	0.1	1	0.1	0.1	0.1	1	0.01	0.001	0.1	1	0.01	1	0.001	0.01	0.001	0.01	0.1	0.1	1	0.1	0.1	0.1	0.1	1	1	0.1	0.1	0.1	0.1	0.05	0.005	1	0.5	0.5	0.01
Sample	**Type**																																																
Pulp Duplicates																																																	
1473819	Rock	2.43	6	0.3	66.2	8.8	45	<0.1	21.8	10.6	285	3.09	14	1.0	5.5	193	<0.1	0.2	<0.1	97	0.52	0.021	15.2	52	0.55	2132	0.257	4.72	1.186	1.19	0.1	8.2	29	0.4	8.2	4.2	0.3	1	8	8.4	<0.1	36.8	0.3	<0.05	<0.005	<1	<0.5	<0.5	<0.01
1473819	REP																																																<0.01
Percent Difference			#VALUE!	#VALUE!	#VALUE!	#VALUE!	#VALUE!	#VALUE!	#VALUE!	#VALUE!	#VALUE!	#VALUE!	#VALUE!	#VALUE!	#VALUE!	#VALUE!	#VALUE!	#VALUE!	#VALUE!	#VALUE!	#VALUE!	#VALUE!	#VALUE!	#VALUE!	#VALUE!	#VALUE!	#VALUE!	#VALUE!	#VALUE!	#VALUE!	#VALUE!	#VALUE!	#VALUE!	#VALUE!	#VALUE!	#VALUE!	#VALUE!	#VALUE!	#VALUE!	#VALUE!	#VALUE!	#VALUE!	#VALUE!	#VALUE!	#VALUE!	#VALUE!	#VALUE!	#VALUE!
1473703	Rock	2.47	4	2.1	70.9	12.7	177	<0.1	57.7	16.0	545	5.98	19	1.4	15.1	323	0.2	2.2	<0.1	172	0.33	0.083	45.9	87	0.23	1397	0.271	6.24	0.082	1.71	0.4	13.7	88	0.2	18.4	4.4	0.2	1	16	14.8	<0.1	54.4	0.3	0.06	<0.005	<1	<0.5	<0.5	0.33
1473703	REP		4																																														
Percent Difference			0%	#VALUE!	#VALUE!	#VALUE!	#VALUE!	#VALUE!	#VALUE!	#VALUE!	#VALUE!	#VALUE!	#VALUE!	#VALUE!	#VALUE!	#VALUE!	#VALUE!	#VALUE!	#VALUE!	#VALUE!	#VALUE!	#VALUE!	#VALUE!	#VALUE!	#VALUE!	#VALUE!	#VALUE!	#VALUE!	#VALUE!	#VALUE!	#VALUE!	#VALUE!	#VALUE!	#VALUE!	#VALUE!	#VALUE!	#VALUE!	#VALUE!	#VALUE!	#VALUE!	#VALUE!	#VALUE!	#VALUE!	#VALUE!	#VALUE!	#VALUE!	#VALUE!	#VALUE!
1473785	Rock	3.60	5	5.9	74.2	11.1	108	<0.1	61.8	16.9	694	4.74	7	1.0	10.5	124	0.2	2.1	<0.1	133	2.33	0.050	35.2	86	0.29	1593	0.232	6.62	0.984	2.36	3.9	11.2	65	0.3	14.0	5.3	0.2	2	17	14.8	<0.1	73.0	0.3	<0.05	<0.005	2	<0.5	<0.5	0.03
1473785	REP																																																0.04
Percent Difference			#VALUE!	#VALUE!	#VALUE!	#VALUE!	#VALUE!	#VALUE!	#VALUE!	#VALUE!	#VALUE!	#VALUE!	#VALUE!	#VALUE!	#VALUE!	#VALUE!	#VALUE!	#VALUE!	#VALUE!	#VALUE!	#VALUE!	#VALUE!	#VALUE!	#VALUE!	#VALUE!	#VALUE!	#VALUE!	#VALUE!	#VALUE!	#VALUE!	#VALUE!	#VALUE!	#VALUE!	#VALUE!	#VALUE!	#VALUE!	#VALUE!	#VALUE!	#VALUE!	#VALUE!	#VALUE!	#VALUE!	#VALUE!	#VALUE!	#VALUE!	#VALUE!	#VALUE!	29%
1473716	Rock	3.27	19	1.0	51.4	9.7	52	<0.1	19.6	8.1	212	2.66	15	0.5	12.4	152	<0.1	5.5	<0.1	69	0.25	0.029	42.6	19	0.19	1233	0.195	5.87	1.649	1.83	3.3	10.5	80	0.3	6.8	3.5	0.2	<1	8	15.6	<0.1	37.3	0.3	<0.05	<0.005	<1	<0.5	<0.5	0.26
1473716	REP																																																0.27
Percent Difference			#VALUE!	#VALUE!	#VALUE!	#VALUE!	#VALUE!	#VALUE!	#VALUE!	#VALUE!	#VALUE!	#VALUE!	#VALUE!	#VALUE!	#VALUE!	#VALUE!	#VALUE!	#VALUE!	#VALUE!	#VALUE!	#VALUE!	#VALUE!	#VALUE!	#VALUE!	#VALUE!	#VALUE!	#VALUE!	#VALUE!	#VALUE!	#VALUE!	#VALUE!	#VALUE!	#VALUE!	#VALUE!	#VALUE!	#VALUE!	#VALUE!	#VALUE!	#VALUE!	#VALUE!	#VALUE!	#VALUE!	#VALUE!	#VALUE!	#VALUE!	#VALUE!	#VALUE!	4%
1473750	Rock Pulp	0.05	4	7.3	49.7	5.3	58	<0.1	36.6	13.6	796	4.20	6	0.6	1.5	274	<0.1	0.9	<0.1	124	2.79	0.060	6.7	59	1.31	452	0.365	6.33	2.273	0.86	0.8	24.3	15	1.5	12.5	3.7	0.2	<1	15	12.3	<0.1	13.5	0.8	<0.05	<0.005	<1	<0.5	<0.5	0.03
1473750	REP																																																0.03
Percent Difference			#VALUE!	#VALUE!	#VALUE!	#VALUE!	#VALUE!	#VALUE!	#VALUE!	#VALUE!	#VALUE!	#VALUE!	#VALUE!	#VALUE!	#VALUE!	#VALUE!	#VALUE!	#VALUE!	#VALUE!	#VALUE!	#VALUE!	#VALUE!	#VALUE!	#VALUE!	#VALUE!	#VALUE!	#VALUE!	#VALUE!	#VALUE!	#VALUE!	#VALUE!	#VALUE!	#VALUE!	#VALUE!	#VALUE!	#VALUE!	#VALUE!	#VALUE!	#VALUE!	#VALUE!	#VALUE!	#VALUE!	#VALUE!	#VALUE!	#VALUE!	#VALUE!	#VALUE!	0%
1473730	Rock	3.32	7	2.9	18.0	11.0	112	0.2	26.0	11.3	1085	3.88	11	0.9	13.1	160	0.7	24.5	<0.1	63	4.91	0.035	49.2	34	0.15	2314	0.117	4.02	0.027	1.79	6.1	9.3	93	0.2	12.2	3.0	0.1	1	9	22.8	<0.1	37.8	0.3	<0.05	<0.005	<1	0.7	<0.5	1.39
1473730	REP			2.6	19.9	11.4	118	0.2	27.9	10.4	1109	3.92	12	0.9	13.5	169	0.6	23.6	<0.1	64	4.98	0.035	51.2	34	0.15	2424	0.114	4.04	0.030	1.88	6.4	9.2	99	0.3	12.7	2.9	0.2	<1	9	20.7	<0.1	39.1	0.3	<0.05	<0.005	<1	1.1	<0.5	
Percent Difference			#VALUE!	11%	10%	4%	5%	0%	7%	8%	2%	1%	9%	0%	3%	5%	15%	4%	#VALUE!	2%	1%	0%	4%	0%	0%	5%	3%	0%	11%	5%	5%	1%	6%	40%	4%	3%	67%	#VALUE!	0%	10%	#VALUE!	3%	0%	#VALUE!	#VALUE!	#VALUE!	44%	#VALUE!	#VALUE!
1473833	Rock	3.49	7	0.4	28.2	8.9	80	<0.1	10.3	8.1	544	3.35	3	0.3	5.2	174	0.1	0.1	<0.1	59	1.18	0.038	20.6	10	0.40	1311	0.232	6.47	3.817	0.89	1.1	4.2	41	0.6	10.7	3.5	0.2	<1	12	7.3	<0.1	29.7	0.2	<0.05	<0.005	<1	<0.5	<0.5	<0.01
1473833	REP			0.4	27.4	8.5	78	<0.1	10.5	7.5	548	3.34	3	0.3	5.3	162	0.2	0.2	<0.1	58	1.16	0.041	20.5	10	0.40	1226	0.228	6.56	3.797	0.90	0.9	4.0	39	0.7	10.6	3.4	0.2	<1	13	6.5	<0.1	29.1	0.2	<0.05	<0.005	<1	<0.5	<0.5	
Percent Difference			#VALUE!	0%	3%	5%	3%	#VALUE!	2%	8%	1%	0%	0%	0%	2%	7%	67%	67%	#VALUE!	2%	2%	8%	0%	0%	0%	7%	2%	1%	1%	1%	20%	5%	5%	15%	1%	3%	0%	#VALUE!	8%	12%	#VALUE!	2%	0%	#VALUE!	#VALUE!	#VALUE!	#VALUE!	#VALUE!	#VALUE!
1473765	Rock	4.16	8	2.7	50.8	14.0	107	0.2	40.6	13.7	607	4.80	18	0.8	5.3	111	0.3	3.0	<0.1	135	2.73	0.023	13.9	79	0.19	1821	0.204	5.92	0.111	2.33	1.0	11.1	28	0.3	11.3	2.6	0.1	1	20	15.1	<0.1	49.5	0.3	0.05	<0.005	2	0.5	<0.5	0.10
1473765	REP			2.5	47.6	13.3	110	0.2	43.7	14.0	629	4.73	19	0.8	5.6	116	0.4	3.1	<0.1	130	2.71	0.023	15.2	78	0.19	1812	0.205	6.07	0.105	2.34	1.0	11.6	30	0.2	11.9	2.6	0.2	1	20	15.7	<0.1	51.3	0.3	0.05	<0.005	3	<0.5	<0.5	
Percent Difference			#VALUE!	8%	7%	5%	3%	0%	7%	2%	4%	1%	5%	0%	6%	4%	29%	3%	#VALUE!	4%	1%	0%	9%	1%	0%	0%	0%	3%	6%	0%	0%	4%	7%	40%	5%	0%	67%	0%	0%	4%	#VALUE!	4%	0%	0%	#VALUE!	40%	#VALUE!	#VALUE!	#VALUE!
1473800	Rock Pulp	0.05	6	8.0	50.7	5.8	62	0.1	40.8	13.4	874	4.32	6	0.7	2.0	315	0.1	1.0	<0.1	124	2.91	0.062	9.5	55	1.38	542	0.366	6.97	2.501	1.00	1.0	26.9	20	1.7	14.9	4.1	0.3	1	16	15.1	<0.1	22.8	0.9	0.05	<0.005	<1	<0.5	<0.5	0.01
1473800	REP			7.7	48.7	6.4	64	0.1	40.9	13.7	849	4.33	6	0.8	1.9	314	0.2	1.0	<0.1	122	2.95	0.069	10.1	55	1.38	572	0.361	6.92	2.409	0.96	1.0	28.3	20	1.8	15.5	4.2	0.3	<1	16	15.1	<0.1	24.2	1.0	<0.05	<0.005	<1	<0.5	<0.5	
Percent Difference			#VALUE!	4%	4%	10%	3%	0%	0%	2%	3%	0%	0%	13%	5%	0%	67%	0%	#VALUE!	2%	1%	11%	6%	0%	0%	5%	1%	1%	4%	4%	0%	5%	0%	6%	4%	2%	0%	#VALUE!	0%	0%	#VALUE!	6%	11%	#VALUE!	#VALUE!	#VALUE!	#VALUE!	#VALUE!	#VALUE!
1473834	Rock	2.83	<2	0.1	30.3	9.0	114	<0.1	11.8	13.0	590	4.01	2	0.4	6.7	135	0.1	0.2	<0.1	97	0.75	0.047	20.6	16	1.13	1410	0.392	6.73	3.148	1.76	0.8	4.4	39	1.4	10.8	6.5	0.4	<1	15	11.6	<0.1	65.3	0.2	0.06	<0.005	<1	<0.5	<0.5	<0.01
1473834	REP		2																																														
Percent Difference			#VALUE!	#VALUE!	#VALUE!	#VALUE!	#VALUE!	#VALUE!	#VALUE!	#VALUE!	#VALUE!	#VALUE!	#VALUE!	#VALUE!	#VALUE!	#VALUE!	#VALUE!	#VALUE!	#VALUE!	#VALUE!	#VALUE!	#VALUE!	#VALUE!	#VALUE!	#VALUE!	#VALUE!	#VALUE!	#VALUE!	#VALUE!	#VALUE!	#VALUE!	#VALUE!	#VALUE!	#VALUE!	#VALUE!	#VALUE!	#VALUE!	#VALUE!	#VALUE!	#VALUE!	#VALUE!	#VALUE!	#VALUE!	#VALUE!	#VALUE!	#VALUE!	#VALUE!	#VALUE!
1473804	Rock	2.03	5	2.9	32.8	6.8	74	0.1	32.3	9.3	322	2.92	8	1.3	12.9	81	<0.1	0.1	<0.1	119	0.27	0.064	38.5	58	0.30	1225	0.314	5.57	1.388	1.52	0.4	11.8	73	0.2	13.7	7.0	0.4	2	11	5.3	<0.1	54.1	0.4	<0.05	<0.005	1	<0.5	<0.5	<0.01
1473804	REP		6																																														
Percent Difference			18%	#VALUE!	#VALUE!	#VALUE!	#VALUE!	#VALUE!	#VALUE!	#VALUE!	#VALUE!	#VALUE!	#VALUE!	#VALUE!	#VALUE!	#VALUE!	#VALUE!	#VALUE!	#VALUE!	#VALUE!	#VALUE!	#VALUE!	#VALUE!	#VALUE!	#VALUE!	#VALUE!	#VALUE!	#VALUE!	#VALUE!	#VALUE!	#VALUE!	#VALUE!	#VALUE!	#VALUE!	#VALUE!	#VALUE!	#VALUE!	#VALUE!	#VALUE!	#VALUE!	#VALUE!	#VALUE!	#VALUE!	#VALUE!	#VALUE!	#VALUE!	#VALUE!	#VALUE!
1473736	Rock	3.18	8	3.0	38.9	15.2	151	0.2	37.8	18.3	1301	4.87	17	1.3	6.2	92	0.6	23.5	<0.1	100	6.49	0.058	21.5	38	0.28	1411	0.214	4.85	0.079	2.57	11.4	8.9	40	0.4	14.4	2.9	0.2	1	12	14.5	<0.1	65.7	0.3	0.06	<0.005	<1	<0.5	<0.5	0.67
1473736	REP		7																																														
Percent Difference			13%	#VALUE!	#VALUE!	#VALUE!	#VALUE!	#VALUE!	#VALUE!	#VALUE!	#VALUE!	#VALUE!	#VALUE!	#VALUE!	#VALUE!	#VALUE!	#VALUE!	#VALUE!	#VALUE!	#VALUE!	#VALUE!	#VALUE!	#VALUE!	#VALUE!	#VALUE!	#VALUE!	#VALUE!	#VALUE!	#VALUE!	#VALUE!	#VALUE!	#VALUE!	#VALUE!	#VALUE!	#VALUE!	#VALUE!	#VALUE!	#VALUE!	#VALUE!	#VALUE!	#VALUE!	#VALUE!	#VALUE!	#VALUE!	#VALUE!	#VALUE!	#VALUE!	#VALUE!
1473770	Rock	3.32	4	2.3	74.2	14.7	63	0.2	25.8	14.1	571	2.99	88	0.7	1.2	101	0.4	3.1	<0.1	50	3.40	0.014	6.5	26	0.12	2037	0.126	5.79	2.427	0.90	1.9	6.6	11	0.4	9.6	1.7	0.1	<1	13	16.8	<0.1	22.2	0.3	<0.05	<0.005	<1	0.5	<0.5	0.01
1473770	REP		4																																														
Percent Difference			0%	#VALUE!	#VALUE!	#VALUE!	#VALUE!	#VALUE!	#VALUE!	#VALUE!	#VALUE!	#VALUE!	#VALUE!	#VALUE!	#VALUE!	#VALUE!	#VALUE!	#VALUE!	#VALUE!	#VALUE!	#VALUE!	#VALUE!	#VALUE!	#VALUE!	#VALUE!	#VALUE!	#VALUE!	#VALUE!	#VALUE!	#VALUE!	#VALUE!	#VALUE!	#VALUE!	#VALUE!	#VALUE!	#VALUE!	#VALUE!	#VALUE!	#VALUE!	#VALUE!	#VALUE!	#VALUE!	#VALUE!	#VALUE!	#VALUE!	#VALUE!	#VALUE!	#VALUE!
Preparation Duplicates																																																	
1473713	Rock	3.79	18	2.4	25.7	9.1	95	0.1	38.8	11.9	508	4.24	16	0.6	12.1	158	0.2	18.2	<0.1	135	0.13	0.053	36.5	50	0.25	2140	0.147	5.88	0.075	2.68	5.3	9.1	75	0.2	7.7	2.9	0.1	2	9	32.4	<0.1	55.6	0.3	<0.05	<0.005	<1	<0.5	<0.5	0.49
1473713	DUP		17	2.4	31.4	10.4	114	0.1	45.3	14.1	667	4.71	16	0.7	13.3	163	0.2	16.9	<0.1	152	0.14	0.049	38.5	58	0.25	2454	0.167	6.20	0.077	2.62	6.5	9.9	80	0.2	8.6	3.4	0.1	1	10	36.0	<0.1	52.0	0.2	<0.05	0.006	1	<0.5	<0.5	0.59
Percent Difference			6%	0%	20%	13%	18%	0%	15%	17%	27%	11%	0%	15%	9%	3%	0%	7%	#VALUE!	12%	7%	8%	5%	15%	0%	14%	13%	5%	3%	2%	20%	8%	6%	0%	11%	16%	0%	67%	11%	11%	#VALUE!	7%	40%	#VALUE!	#VALUE!	#VALUE!	#VALUE!	#VALUE!	19%
1473747	Rock	2.73	5	2.3	80.9	27.0	138	0.2	48.0	16.3	404	4.65	26	2.8	15.3	122	0.2	5.3	<0.1	196	0.17	0.098	42.3	106	0.30	1746	0.357	7.12	0.082	2.68	0.3	19.6	81	0.6	16.4	10.4	0.6	2	14	11.6	<0.1	92.4	0.5	<0.05	<0.005	2	<0.5	<0.5	0.46
1473747	DUP		4	2.5	80.4	27.1	140	0.2	46.8	16.1	408	4.80	27	2.8	15.8	122	0.2	5.3	<0.1	198	0.18	0.100	41.2	112	0.31	1772	0.356	7.48	0.088	2.74	0.2	20.4	83	0.6	17.0	10.2	0.5	2	14	11.1	<0.1	92.3	0.6	0.06	<0.005	3	<0.5	<0.5	0.56
Percent Difference			22%	8%	1%	0%	1%	0%	3%	1%	1%	3%	4%	0%	3%	0%	0%	0%	#VALUE!	1%	6%	2%	3%	6%	3%	1%	0%	5%	7%	2%	40%	4%	2%	0%	4%	2%	18%	0%	0%	4%	#VALUE!	0%	18%	#VALUE!	#VALUE!	40%	#VALUE!	#VALUE!	20%
1473781	Rock	4.22	3	2.0	106.3	7.4	116	0.3	112.9	19.6	337	3.97	23	0.7	6.9	158	<0.1	1.0	<0.1	137	0.69	0.042	22.5	124	0.17	717	0.099	4.50	0.038	0.88	<0.1	12.4	42	0.2	5.2	0.7	<0.1	2	12	28.4	<0.1	35.0	0.3	<0.05	<0.005	2	<0.5	<0.5	0.12
1473781	DUP		3	1.8	105.3	7.0	114	0.3	108.8	18.1	300	3.93	23	0.6	6.2	146	<0.1	0.9	<0.1	134	0.57	0.031	20.6	118	0.17	650	0.089	4.26	0.038	0.85	<0.1	11.0	40	0.2	4.4	0.6	<0.1	2	11	27.5	<0.1	34.8	0.3	<0.05	<0.005	2	<0.5	<0.5	0.13
Percent Difference			0%	11%	1%	6%	2%	0%	4%	8%	12%	1%	0%	15%	11%	8%	#VALUE!	11%	#VALUE!	2%	19%	30%	9%	5%	0%	10%	11%	5%	0%	3%	#VALUE!	12%	5%	0%	17%	15%	#VALUE!	0%	9%	3%	#VALUE!	1%	0%	#VALUE!	#VALUE!	0%	#VALUE!	#VALUE!	8%
1473815	Rock	3.15	<2	0.3	42.6	5.3	58	<0.1	20.2	10.3	969	2.46	15	0.7	2.9	128	<0.1	<0.1	<0.1	71	0.61	0.033	11.2	24	0.64	3717	0.224	3.58	0.730	0.98	0.3	3.5	21	0.3	15.9	3.3	0.2	<1	11	7.1	<0.1	37.7	0.1	<0.05	<0.005	<1	<0.5	<0.5	<0.01
1473815	DUP		<2	0.4	44.5	5.4	68	<0.1	20.0	10.0	939	2.41	14	0.6	2.9	128	<0.1	<0.1	<0.1	71	0.63	0.030	10.4	23	0.63	3547	0.220	3.65	0.728	0.96	0.2	3.9	21	0.4	16.0	3.3	0.2	1	10	7.6	<0.1	36.1	0.1	0.06	<0.005	<1	<0.5	<0.5	<0.01
Percent Difference			#VALUE!	29%	4%	2%	16%	#VALUE!	1%	3%	3%	2%	7%	15%	0%	0%	#VALUE!	#VALUE!	#VALUE!	0%	3%	10%	7%	4%	2%	5%	2%	2%	0%	2%	40%	11%	0%	29%	1%	0%	0%	#VALUE!	10%	7%	#VALUE!	4%	0%	#VALUE!	#VALUE!	#VALUE!	#VALUE!	#VALUE!	#VALUE!
Reference Materials																																																	
STD DS11	STD																																																0.25
STD DS11	STD																																																0.28
STD DS11	STD																																																0.30
STD DS11	STD																																																0.28
Mean			#DIV/0!	#DIV/0!	#DIV/0!	#DIV/0!	#DIV/0!	#DIV/0!	#DIV/0!	#DIV/0!	#DIV/0!	#DIV/0!	#DIV/0!	#DIV/0!	#DIV/0!	#DIV/0!	#DIV/0!	#DIV/0!	#DIV/0!	#DIV/0!	#DIV/0!	#DIV/0!	#DIV/0!	#DIV/0!	#DIV/0!	#DIV/0!	#DIV/0!	#DIV/0!	#DIV/0!	#DIV/0!	#DIV/0!	#DIV/0!	#DIV/0!	#DIV/0!	#DIV/0!	#DIV/0!	#DIV/0!	#DIV/0!	#DIV/0!	#DIV/0!	#DIV/0!	#DIV/0!	#DIV/0!	#DIV/0!	#DIV/0!	#DIV/0!	#DIV/0!	0.3
Standard Deviation			0.00	0.00	0.00	0.00	0.00	0.00	0.00	0.00	0.00	0.00	0.00	0.00	0.00	0.00	0.00	0.00	0.00	0.00	0.00	0.00	0.00	0.00	0.00	0.00	0.00	0.00	0.00	0.00	0.00	0.00	0.00	0.00	0.00	0.00	0.00	0.00	0.00	0.00	0.00	0.00	0.00	0.00	0.00	0.00	0.00	0.02
%RSD			#DIV/0!	#DIV/0!	#DIV/0!	#DIV/0!	#DIV/0!	#DIV/0!	#DIV/0!	#DIV/0!	#DIV/0!	#DIV/0!	#DIV/0!	#DIV/0!	#DIV/0!	#DIV/0!	#DIV/0!	#DIV/0!	#DIV/0!	#DIV/0!	#DIV/0!	#DIV/0!	#DIV/0!	#DIV/0!	#DIV/0!	#DIV/0!	#DIV/0!	#DIV/0!	#DIV/0!	#DIV/0!	#DIV/0!	#DIV/0!	#DIV/0!	#DIV/0!	#DIV/0!	#DIV/0!	#DIV/0!	#DIV/0!	#DIV/0!	#DIV/0!	#DIV/0!	#DIV/0!	#DIV/0!	#DIV/0!	#DIV/0!	#DIV/0!	#DIV/0!	7%
STD OREAS25A-4A	STD			2.3	34.5	24.9	43	<0.1	45.3	7.8	474	6.54	9	2.8	15.2	44	<0.1	0.6	0.3	161	0.28	0.045	20.2	113	0.34	147	0.948	9.00	0.114	0.49	1.8	150.1	45	4.6	9.3	19.4	1.4	1	13	36.7	<0.1	55.7	4.0	<0.05	<0.005	<1	<0.5	<0.5	
STD OREAS25A-4A	STD			2.4	33.9	23.8	40	<0.1	45.8	7.6	459	6.39	9	2.8	13.9	41	<0.1	0.6	0.3	159	0.24	0.045	18.1	112	0.31	142	0.933	8.31	0.110	0.46	1.9	150.6	40	3.6	9.2	19.6	1.5	1	11	35.5	<0.1	53.2	4.0	0.08	<0.005	2	<0.5	<0.5	
STD OREAS25A-4A	STD			2.5	33.4	26.1	43	<0.1	45.1	8.4	486	6.48	10	2.7	15.0	45	<0.1	0.6	0.3	160	0.29	0.047	19.3	124	0.33	147	0.929	8.80	0.116	0.49	2.1	150.6	42	4.0	8.9	19.7	1.5	1	12	36.8	<0.1	57.0	4.2	0.06	<0.005	3	<0.5	<0.5	
STD OREAS25A-4A	STD			2.2	33.3	24.5	43	<0.1	43.9	7.4	537	6.60	11	2.7	14.8	54	<0.1	0.6	0.4	162	0.27	0.048	21.0	109	0.33	155	0.928	9.17	0.126	0.51	1.7	155.4	48	3.9	9.7	19.2	1.4	<1	13	40.4	<0.1	59.0	4.7	0.07	<0.005	<1	<0.5	<0.5	
STD OREAS25A-4A	STD			2.6	33.5	25.3	42	<0.1	46.0	7.2	490	6.58	11	2.6	14.0	47	<0.1	0.8	0.4	165	0.26	0.050	17.5	109	0.33	148	0.898	8.46	0.129	0.49	1.9	151.0	42	4.0	9.3	18.9	1.4	<1	13	39.3	<0.1	51.8	4.0	0.07	<0.005	3	<0.5	<0.5	
STD OREAS25A-4A	STD			2.6	37.2	26.6	43	<0.1	49.1	8.7	498	6.57	11	2.9	17.0	49	<0.1	0.7	0.4	155	0.31	0.050	24.7	114	0.35	160	0.923	9.44	0.141	0.48	2.0	162.5	52	3.9	11.1	20.9	1.5	1	13	39.8	<0.1	66.8	4.6	0.12	<0.005	4	<0.5	<0.5	
Mean			#DIV/0!	2.4	34.3	25.2	42.3	#DIV/0!	45.9	7.9	490.7	6.5	10.2	2.8	15.0	46.7	#DIV/0!	0.7	0.4	160.3	0.3	0.0	20.1	113.5	0.3	149.8	0.9	8.9	0.1	0.5	1.9	153.4	44.8	4.0	9.6	19.6	1.5	1.0	12.5	38.1	#DIV/0!	57.3	4.3	0.1	#DIV/0!	3.0	#DIV/0!	#DIV/0!	#DIV/0!
Standard Deviation			0.00	0.16	1.49	1.03	1.21	0.00	1.75	0.59	26.47	0.08	0.98	0.10	1.12	4.50	0.00	0.08	0.05	3.33	0.02	0.00	2.58	5.54	0.01	6.49	0.02	0.43	0.01	0.02	0.14	4.88	4.49	0.33	0.79	0.69	0.05	0.52	0.84	2.00	0.00	5.34	0.32	0.04	0.00	1.67	0.00	0.00	0.00
%RSD			#DIV/0!	7%	4%	4%	3%	#DIV/0!	4%	7%	5%	1%	10%	4%	7%	10%	#DIV/0!	13%	16%	2%	9%	5%	13%	5%	4%	4%	2%	5%	9%	3%	7%	3%	10%	8%	8%	4%	4%	52%	7%	5%	#DIV/0!	9%	8%	49%	#DIV/0!	56%	#DIV/0!	#DIV/0!	#DIV/0!
STD OREAS45E	STD			2.3	772.5	19.1	47	0.3	471.8	60.5	544	23.90	16	2.5	13.7	16	<0.1	1.2	0.3	322	0.06	0.031	11.2	1019	0.16	258	0.536	6.86	0.052	0.33	1.0	93.9	24	1.4	7.3	6.0	0.5	1	85	7.0	<0.1	20.9	2.9	0.10	<0.005	2	<0.5	<0.5	
STD OREAS45E	STD			2.3	774.8	18.9	46	0.3	477.2	60.3	537	24.34	17	2.6	11.9	16	<0.1	1.1	0.3	324	0.07	0.033	7.6	1043	0.15	251	0.542	6.83	0.054	0.35	1.1	93.8	19	1.2	6.6	6.2	0.6	<1	93	6.6	<0.1	19.4	2.8	0.14	<0.005	2	<0.5	<0.5	
STD OREAS45E	STD			2.4	780.6	17.8	51	0.3	487.5	57.9	642	24.23	18	2.3	12.6	19	<0.1	1.2	0.3	332	0.05	0.034	10.8	984	0.17	261	0.564	7.03	0.059	0.36	1.1	101.9	25	1.5	8.1	6.2	0.6	1	97	7.4	<0.1	22.0	3.0	0.07	<0.005	1	<0.5	<0.5	
STD OREAS45E	STD			2.5	778.0	19.6	47	0.3	488.5	60.8	573	24.64	18	2.6	14.4	17	<0.1	1.1	0.4	326	0.07	0.033	12.1	1039	0.16	276	0.549	7.21	0.061	0.35	1.1	100.6	25	1.4	7.9	6.6	0.6	<1	93	7.1	<0.1	22.9	3.1	0.14	<0.005	3	<0.5	<0.5	
Mean			#DIV/0!	2.5	779.3	18.7	49.0	0.3	488.0	59.4	607.5	24.4	18.0	2.5	13.5	18.0	#DIV/0!	1.2	0.4	329.0	0.1	0.0	11.5	1011.5	0.2	268.5	0.6	7.1	0.1	0.4	1.1	101.3	25.0	1.5	8.0	6.4	0.6	1.0	95.0	7.3	#DIV/0!	22.5	3.1	0.1	#DIV/0!	2.0	#DIV/0!	#DIV/0!	#DIV/0!
Standard Deviation			0.00	0.07	1.84	1.27	2.83	0.00	0.71	2.05	48.79	0.29	0.00	0.21	1.27	1.41	0.00	0.07	0.07	4.24	0.01	0.00	0.92	38.89	0.01	10.61	0.01	0.13	0.00	0.01	0.00	0.92	0.00	0.07	0.14	0.28	0.00	0.71	2.83	0.21	0.00	0.64	0.07	0.05	0.00	1.41	0.00	0.00	0.00
%RSD			#DIV/0!	3%	0%	7%	6%	0%	0%	3%	8%	1%	0%	9%	9%	8%	#DIV/0!	6%	20%	1%	24%	2%	8%	4%	4%	4%	2%	2%	2%	2%	0%	1%	0%	5%	2%	4%	0%	71%	3%	3%	#DIV/0!	3%	2%	47%	#DIV/0!	71%	#DIV/0!	#DIV/0!	#DIV/0!
STD OREAS45EA	STD																																																<0.01
STD OREAS45EA	STD																																																<0.01
STD OREAS45EA	STD																																																0.03
STD OREAS45EA	STD																																																0.02
STD OXC145	STD		208																																														
STD OXC145	STD		212																																														
STD OXC145	STD		207																																														
STD OXC145	STD		206																																														
STD OXC145	STD		202																																														
Mean			207.0	#DIV/0!	#DIV/0!	#DIV/0!	#DIV/0!	#DIV/0!	#DIV/0!	#DIV/0!	#DIV/0!	#DIV/0!	#DIV/0!	#DIV/0!	#DIV/0!	#DIV/0!	#DIV/0!	#DIV/0!	#DIV/0!	#DIV/0!	#DIV/0!	#DIV/0!	#DIV/0!	#DIV/0!	#DIV/0!	#DIV/0!	#DIV/0!	#DIV/0!	#DIV/0!	#DIV/0!	#DIV/0!	#DIV/0!	#DIV/0!	#DIV/0!	#DIV/0!	#DIV/0!	#DIV/0!	#DIV/0!	#DIV/0!	#DIV/0!	#DIV/0!	#DIV/0!	#DIV/0!	#DIV/0!	#DIV/0!	#DIV/0!	#DIV/0!	#DIV/0!	#DIV/0!
Standard Deviation			3.61	0.00	0.00	0.00	0.00	0.00	0.00	0.00	0.00	0.00	0.00	0.00	0.00	0.00	0.00	0.00	0.00	0.00	0.00	0.00	0.00	0.00	0.00	0.00	0.00	0.00	0.00	0.00	0.00	0.00	0.00	0.00	0.00	0.00	0.00	0.00	0.00	0.00	0.00	0.00	0.00	0.00	0.00	0.00	0.00	0.00	0.00
%RSD			2%	#DIV/0!	#DIV/0!	#DIV/0!	#DIV/0!	#DIV/0!	#DIV/0!	#DIV/0!	#DIV/0!	#DIV/0!	#DIV/0!	#DIV/0!	#DIV/0!	#DIV/0!	#DIV/0!	#DIV/0!	#DIV/0!	#DIV/0!	#DIV/0!	#DIV/0!	#DIV/0!	#DIV/0!	#DIV/0!	#DIV/0!	#DIV/0!	#DIV/0!	#DIV/0!	#DIV/0!	#DIV/0!	#DIV/0!	#DIV/0!	#DIV/0!	#DIV/0!	#DIV/0!	#DIV/0!	#DIV/0!	#DIV/0!	#DIV/0!	#DIV/0!	#DIV/0!	#DIV/0!	#DIV/0!	#DIV/0!	#DIV/0!	#DIV/0!	#DIV/0!	#DIV/0!
STD OXH139	STD		1378																																														
STD OXH139	STD		1296																																														
STD OXH139	STD		1356																																														
STD OXH139	STD		1322																																														
STD OXH139	STD		1284																																														
Mean			1327.2	#DIV/0!	#DIV/0!	#DIV/0!	#DIV/0!	#DIV/0!	#DIV/0!	#DIV/0!	#DIV/0!	#DIV/0!	#DIV/0!	#DIV/0!	#DIV/0!	#DIV/0!	#DIV/0!	#DIV/0!	#DIV/0!	#DIV/0!	#DIV/0!	#DIV/0!	#DIV/0!	#DIV/0!	#DIV/0!	#DIV/0!	#DIV/0!	#DIV/0!	#DIV/0!	#DIV/0!	#DIV/0!	#DIV/0!	#DIV/0!	#DIV/0!	#DIV/0!	#DIV/0!	#DIV/0!	#DIV/0!	#DIV/0!	#DIV/0!	#DIV/0!	#DIV/0!	#DIV/0!	#DIV/0!	#DIV/0!	#DIV/0!	#DIV/0!	#DIV/0!	#DIV/0!
Standard Deviation			39.61	0.00	0.00	0.00	0.00	0.00	0.00	0.00	0.00	0.00	0.00	0.00	0.00	0.00	0.00	0.00	0.00	0.00	0.00	0.00	0.00	0.00	0.00	0.00	0.00	0.00	0.00	0.00	0.00	0.00	0.00	0.00	0.00	0.00	0.00	0.00	0.00	0.00	0.00	0.00	0.00	0.00	0.00	0.00	0.00	0.00	0.00
%RSD			3%	#DIV/0!	#DIV/0!	#DIV/0!	#DIV/0!	#DIV/0!	#DIV/0!	#DIV/0!	#DIV/0!	#DIV/0!	#DIV/0!	#DIV/0!	#DIV/0!	#DIV/0!	#DIV/0!	#DIV/0!	#DIV/0!	#DIV/0!	#DIV/0!	#DIV/0!	#DIV/0!	#DIV/0!	#DIV/0!	#DIV/0!	#DIV/0!	#DIV/0!	#DIV/0!	#DIV/0!	#DIV/0!	#DIV/0!	#DIV/0!	#DIV/0!	#DIV/0!	#DIV/0!	#DIV/0!	#DIV/0!	#DIV/0!	#DIV/0!	#DIV/0!	#DIV/0!	#DIV/0!	#DIV/0!	#DIV/0!	#DIV/0!	#DIV/0!	#DIV/0!	#DIV/0!
BLK	BLK																																																<0.01
BLK	BLK		2																																														
BLK	BLK		<2																																														
BLK	BLK																																																<0.01
BLK	BLK																																																0.01
BLK	BLK																																																0.02
BLK	BLK			<0.1	0.1	<0.1	<1	<0.1	<0.1	<0.2	<1	<0.01	<1	<0.1	<0.1	<1	<0.1	<0.1	<0.1	<1	<0.01	<0.001	<0.1	<1	<0.01	<1	<0.001	<0.01	0.004	<0.01	<0.1	<0.1	<1	<0.1	<0.1	<0.1	<0.1	<1	<1	<0.1	<0.1	<0.1	<0.1	<0.05	<0.005	<1	<0.5	<0.5	
BLK	BLK			<0.1	<0.1	<0.1	<1	<0.1	<0.1	<0.2	<1	<0.01	<1	<0.1	<0.1	<1	<0.1	<0.1	<0.1	<1	<0.01	<0.001	<0.1	<1	<0.01	1	<0.001	<0.01	0.004	<0.01	<0.1	<0.1	<1	<0.1	<0.1	<0.1	<0.1	<1	<1	<0.1	<0.1	<0.1	<0.1	<0.05	<0.005	<1	<0.5	<0.5	
BLK	BLK			<0.1	0.4	<0.1	<1	<0.1	<0.1	<0.2	<1	<0.01	1	<0.1	<0.1	<1	<0.1	<0.1	<0.1	<1	<0.01	<0.001	<0.1	<1	<0.01	<1	<0.001	<0.01	0.002	<0.01	<0.1	<0.1	<1	<0.1	<0.1	<0.1	<0.1	<1	<1	<0.1	<0.1	<0.1	<0.1	<0.05	<0.005	<1	<0.5	<0.5	
BLK	BLK			<0.1	<0.1	<0.1	<1	<0.1	<0.1	<0.2	<1	<0.01	<1	<0.1	<0.1	2	<0.1	0.4	<0.1	<1	<0.01	<0.001	<0.1	<1	<0.01	<1	<0.001	<0.01	0.003	<0.01	<0.1	<0.1	<1	<0.1	<0.1	<0.1	<0.1	<1	<1	<0.1	<0.1	0.2	<0.1	<0.05	<0.005	<1	<0.5	<0.5	
BLK	BLK			<0.1	<0.1	<0.1	<1	<0.1	<0.1	<0.2	<1	<0.01	<1	<0.1	<0.1	<1	<0.1	<0.1	<0.1	<1	<0.01	<0.001	<0.1	<1	<0.01	2	<0.001	<0.01	<0.001	<0.01	<0.1	0.1	<1	<0.1	<0.1	<0.1	<0.1	<1	<1	<0.1	<0.1	<0.1	<0.1	<0.05	<0.005	<1	<0.5	<0.5	
BLK	BLK		<2																																														
BLK	BLK		<2																																														
BLK	BLK		2																																														
BLK	BLK		<2																																														
BLK	BLK		<2																																														
BLK	BLK		2																																														
BLK	BLK		<2																																														
BLK	BLK		2																																															
Mean			2.0	#DIV/0!	0.3	#DIV/0!	#DIV/0!	#DIV/0!	#DIV/0!	#DIV/0!	#DIV/0!	#DIV/0!	1.0	#DIV/0!	#DIV/0!	2.0	#DIV/0!	0.4	#DIV/0!	#DIV/0!	#DIV/0!	#DIV/0!	#DIV/0!	#DIV/0!	#DIV/0!	1.5	#DIV/0!	#DIV/0!	0.0	#DIV/0!	#DIV/0!	0.1	#DIV/0!	#DIV/0!	#DIV/0!	#DIV/0!	#DIV/0!	#DIV/0!	#DIV/0!	#DIV/0!	#DIV/0!	0.2	#DIV/0!	#DIV/0!	#DIV/0!	#DIV/0!	#DIV/0!	#DIV/0!	0.0
Standard Deviation			0.84	0.00	0.09	0.00	0.00	0.00	0.00	0.00	0.00	0.00	0.23	0.00	0.00	0.46	0.00	0.09	0.00	0.00	0.00	0.00	0.00	0.00	0.00	0.50	0.00	0.00	0.00	0.00	0.00	0.02	0.00	0.00	0.00	0.00	0.00	0.00	0.00	0.00	0.00	0.05	0.00	0.00	0.00	0.00	0.00	0.00	0.01
%RSD			42%	#DIV/0!	37%	#DIV/0!	#DIV/0!	#DIV/0!	#DIV/0!	#DIV/0!	#DIV/0!	#DIV/0!	23%	#DIV/0!	#DIV/0!	23%	#DIV/0!	23%	#DIV/0!	#DIV/0!	#DIV/0!	#DIV/0!	#DIV/0!	#DIV/0!	#DIV/0!	33%	#DIV/0!	#DIV/0!	44%	#DIV/0!	#DIV/0!	23%	#DIV/0!	#DIV/0!	#DIV/0!	#DIV/0!	#DIV/0!	#DIV/0!	#DIV/0!	#DIV/0!	#DIV/0!	23%	#DIV/0!	#DIV/0!	#DIV/0!	#DIV/0!	#DIV/0!	#DIV/0!	33%
Prep Wash																																																	
ROCK-WHI	Prep Blank		<2	3.3	7.9	3.0	39	<0.1	1.1	4.3	675	1.90	2	1.1	2.6	181	<0.1	<0.1	<0.1	32	1.46	0.037	10.5	2	0.48	859	0.199	6.55	3.131	1.77	0.3	57.1	21	0.8	13.6	5.4	0.4	<1	6	2.1	<0.1	32.1	1.8	<0.05	<0.005	<1	<0.5	<0.5	<0.01
ROCK-WHI	Prep Blank		<2	1.4	6.7	3.3	43	<0.1	1.1	4.1	659	1.94	2	1.1	2.6	173	<0.1	0.2	<0.1	32	1.25	0.041	9.6	2	0.51	855	0.199	6.53	3.212	1.71	0.3	56.7	20	0.7	13.6	5.4	0.4	<1	6	2.5	<0.1	31.3	1.7	<0.05	<0.005	<1	<0.5	<0.5	<0.01
Percent Difference			#VALUE!	81%	16%	10%	10%	#VALUE!	0%	5%	2%	2%	0%	0%	0%	5%	#VALUE!	#VALUE!	#VALUE!	0%	15%	10%	9%	0%	6%	0%	0%	0%	3%	3%	0%	1%	5%	13%	0%	0%	0%	#VALUE!	0%	17%	#VALUE!	3%	6%	#VALUE!	#VALUE!	#VALUE!	#VALUE!	#VALUE!	#VALUE!

Bureau Veritas Commodities Canada Ltd. **Final Report**

Client: Goldstrike Resources Ltd.
File Created: 11-Oct-2018
Job Number: WHI18000669
Number of Samples: 124
Project: LUC
Shipment ID: LSTR-18-04
P.O. Number:
Received: 17-Aug-2018

Analyte	Type	Wgt	Au	Mo	Cu	Pb	Zn	Ag	Ni	Co	Mn	Fe	As	U	Th	Sr	Cd	Sb	Bi	V	Ca	P	La
Method		WGHT	FA350	MA200	MA200	MA200	MA200	MA200	MA200	MA200	MA200	MA200	MA200	MA200	MA200	MA200	MA200	MA200	MA200	MA200	MA200	MA200	MA200
Unit		KG	PPB	PPM	PPM	PPM	PPM	PPM	PPM	PPM	PPM	%	PPM	PPM	PPM	PPM	PPM	PPM	PPM	PPM	%	%	PPM
MDL		0.01	2	0.1	0.1	0.1	1	0.1	0.1	0.2	1	0.01	1	0.1	0.1	1	0.1	0.1	0.1	1	0.01	0.001	0.1
Sample	**Type**																						
Pulp Duplicates																							
1473959	Rock	3.54	3	0.6	7.3	14.8	45	0.2	13.1	4.7	388	1.01	5	1.6	10.3	82	<0.1	0.9	0.1	41	0.20	0.010	22.4
1473959	REP																						
Percent Difference			#VALUE!	#VALUE!	#VALUE!	#VALUE!	#VALUE!	#VALUE!	#VALUE!	#VALUE!	#VALUE!	#VALUE!	#VALUE!	#VALUE!	#VALUE!	#VALUE!	#VALUE!	#VALUE!	#VALUE!	#VALUE!	#VALUE!	#VALUE!	#VALUE!
1473847	Rock	2.58	4	2.4	59.4	12.4	84	<0.1	40.6	13.9	379	3.73	17	1.8	14.0	163	0.2	0.1	<0.1	151	0.21	0.059	36.2
1473847	REP		4																				
Percent Difference			0%	#VALUE!	#VALUE!	#VALUE!	#VALUE!	#VALUE!	#VALUE!	#VALUE!	#VALUE!	#VALUE!	#VALUE!	#VALUE!	#VALUE!	#VALUE!	#VALUE!	#VALUE!	#VALUE!	#VALUE!	#VALUE!	#VALUE!	#VALUE!
1473903	Rock	3.22	17	8.2	29.1	15.0	44	0.4	13.3	12.6	970	3.18	4	0.7	3.0	40	0.2	<0.1	<0.1	92	5.79	0.015	11.8
1473903	REP																						
Percent Difference			#VALUE!	#VALUE!	#VALUE!	#VALUE!	#VALUE!	#VALUE!	#VALUE!	#VALUE!	#VALUE!	#VALUE!	#VALUE!	#VALUE!	#VALUE!	#VALUE!	#VALUE!	#VALUE!	#VALUE!	#VALUE!	#VALUE!	#VALUE!	#VALUE!
1473937	Rock	2.74	6	1.0	38.0	12.8	59	0.1	63.5	26.2	556	4.11	67	0.9	4.0	191	<0.1	0.7	<0.1	103	2.28	0.045	11.6
1473937	REP																						
Percent Difference			#VALUE!	#VALUE!	#VALUE!	#VALUE!	#VALUE!	#VALUE!	#VALUE!	#VALUE!	#VALUE!	#VALUE!	#VALUE!	#VALUE!	#VALUE!	#VALUE!	#VALUE!	#VALUE!	#VALUE!	#VALUE!	#VALUE!	#VALUE!	#VALUE!
1473868	Rock	3.11	3	3.9	31.2	17.8	63	0.1	24.2	11.9	294	3.65	4	0.9	6.6	207	0.1	0.2	<0.1	105	0.36	0.050	19.6
1473868	REP																						
Percent Difference			#VALUE!	#VALUE!	#VALUE!	#VALUE!	#VALUE!	#VALUE!	#VALUE!	#VALUE!	#VALUE!	#VALUE!	#VALUE!	#VALUE!	#VALUE!	#VALUE!	#VALUE!	#VALUE!	#VALUE!	#VALUE!	#VALUE!	#VALUE!	#VALUE!
1473874	Rock	3.86	101	2.4	10.2	13.8	34	0.5	24.6	9.1	527	2.50	14	0.4	5.6	67	0.1	0.3	<0.1	41	1.09	0.034	19.5
1473874	REP			2.5	11.1	15.2	35	0.5	23.9	9.7	525	2.62	14	0.4	6.1	69	0.1	0.3	<0.1	44	1.15	0.036	19.8
Percent Difference			#VALUE!	4%	8%	10%	3%	0%	3%	6%	0%	5%	0%	0%	9%	3%	0%	0%	#VALUE!	7%	5%	6%	2%
1473942	Rock	5.05	4	0.4	5.1	9.1	14	0.1	4.2	1.5	77	0.67	3	1.5	6.2	68	<0.1	0.4	0.2	49	0.15	0.013	16.4
1473942	REP			0.6	4.6	8.7	13	0.1	4.6	1.5	77	0.70	2	1.5	6.0	70	0.1	0.4	0.2	48	0.15	0.011	17.0
Percent Difference			#VALUE!	40%	10%	4%	7%	0%	9%	0%	0%	4%	40%	0%	3%	3%	#VALUE!	0%	0%	2%	0%	17%	4%
1473880	Rock	3.63	498	2.7	13.9	11.1	28	2.6	20.5	6.8	177	2.53	5	0.5	5.0	107	<0.1	<0.1	<0.1	54	0.15	0.021	16.9
1473880	REP		501																				
Percent Difference			1%	#VALUE!	#VALUE!	#VALUE!	#VALUE!	#VALUE!	#VALUE!	#VALUE!	#VALUE!	#VALUE!	#VALUE!	#VALUE!	#VALUE!	#VALUE!	#VALUE!	#VALUE!	#VALUE!	#VALUE!	#VALUE!	#VALUE!	#VALUE!
1473914	Rock	2.76	3	2.9	14.5	23.5	45	0.1	11.4	12.8	860	3.57	3	1.2	4.3	181	<0.1	0.1	<0.1	76	4.76	0.038	26.8
1473914	REP		5																				
Percent Difference			50%	#VALUE!	#VALUE!	#VALUE!	#VALUE!	#VALUE!	#VALUE!	#VALUE!	#VALUE!	#VALUE!	#VALUE!	#VALUE!	#VALUE!	#VALUE!	#VALUE!	#VALUE!	#VALUE!	#VALUE!	#VALUE!	#VALUE!	#VALUE!
1473841	Rock	2.57	10	0.8	21.6	11.7	78	0.1	32.5	15.2	1068	4.08	4	0.6	5.7	103	0.3	0.2	<0.1	115	3.65	0.071	21.1
1473841	REP			0.5	21.4	12.0	73	0.2	33.6	14.4	1056	4.05	4	0.6	5.5	105	0.4	0.2	0.1	113	3.64	0.074	22.1
Percent Difference			#VALUE!	46%	1%	3%	7%	67%	3%	5%	1%	1%	0%	0%	4%	2%	29%	0%	#VALUE!	2%	0%	4%	5%
1473909	Rock	3.23	85	6.4	41.5	53.5	62	1.0	8.2	19.4	1343	5.06	3	0.7	2.6	217	0.2	0.2	0.2	91	7.48	0.054	12.8
1473909	REP			6.3	40.4	50.1	61	1.0	8.0	18.1	1298	5.07	4	0.7	2.6	208	0.2	0.2	0.2	92	7.39	0.054	12.3
Percent Difference			#VALUE!	2%	3%	7%	2%	0%	2%	7%	3%	0%	29%	0%	0%	4%	0%	0%	0%	1%	1%	0%	4%
1473944	Rock	5.34	7	1.1	5.7	11.6	17	<0.1	5.5	1.6	94	1.03	6	2.1	9.8	86	0.1	0.6	0.2	59	0.22	0.018	29.7
1473944	REP		7																				
Percent Difference			0%	#VALUE!	#VALUE!	#VALUE!	#VALUE!	#VALUE!	#VALUE!	#VALUE!	#VALUE!	#VALUE!	#VALUE!	#VALUE!	#VALUE!	#VALUE!	#VALUE!	#VALUE!	#VALUE!	#VALUE!	#VALUE!	#VALUE!	#VALUE!
Preparation Duplicates																							
1473869	Rock	4.61	8	0.5	11.0	8.5	23	<0.1	11.4	4.5	340	2.16	3	0.4	4.0	116	<0.1	0.2	<0.1	28	0.25	0.045	13.1
1473869	DUP		9	0.4	9.1	8.1	23	<0.1	10.1	4.3	334	2.08	2	0.4	4.6	121	<0.1	0.2	<0.1	27	0.25	0.047	15.2
Percent Difference			12%	22%	19%	5%	0%	#VALUE!	12%	5%	2%	4%	40%	0%	14%	4%	#VALUE!	0%	#VALUE!	4%	0%	4%	15%
1473903	Rock	3.22	17	8.2	29.1	15.0	44	0.4	13.3	12.6	970	3.18	4	0.7	3.0	40	0.2	<0.1	<0.1	92	5.79	0.015	11.8
1473903	DUP		18	8.5	26.8	14.9	45	0.5	12.8	11.4	904	3.12	3	0.7	3.1	42	0.3	<0.1	<0.1	91	5.62	0.016	12.9
Percent Difference			6%	4%	8%	1%	2%	22%	4%	10%	7%	2%	29%	0%	3%	5%	40%	#VALUE!	#VALUE!	1%	3%	6%	9%
1473937	Rock	2.74	6	1.0	38.0	12.8	59	0.1	63.5	26.2	556	4.11	67	0.9	4.0	191	<0.1	0.7	<0.1	103	2.28	0.045	11.6
1473937	DUP		6	1.2	41.6	13.4	59	0.1	61.0	26.5	574	4.00	74	1.0	4.1	206	<0.1	1.0	<0.1	100	2.43	0.049	12.1
Percent Difference			0%	18%	9%	5%	0%	0%	4%	1%	3%	3%	10%	11%	2%	8%	#VALUE!	35%	#VALUE!	3%	6%	9%	4%
Reference Materials																							
STD DS11	STD																						
STD DS11	STD																						
STD DS11	STD																						
STD DS11	STD																						
Mean			#DIV/0!	#DIV/0!	#DIV/0!	#DIV/0!	#DIV/0!	#DIV/0!	#DIV/0!	#DIV/0!	#DIV/0!	#DIV/0!	#DIV/0!	#DIV/0!	#DIV/0!	#DIV/0!	#DIV/0!	#DIV/0!	#DIV/0!	#DIV/0!	#DIV/0!	#DIV/0!	#DIV/0!
Standard Deviation			0.00	0.00	0.00	0.00	0.00	0.00	0.00	0.00	0.00	0.00	0.00	0.00	0.00	0.00	0.00	0.00	0.00	0.00	0.00	0.00	0.00
%RSD			#DIV/0!	#DIV/0!	#DIV/0!	#DIV/0!	#DIV/0!	#DIV/0!	#DIV/0!	#DIV/0!	#DIV/0!	#DIV/0!	#DIV/0!	#DIV/0!	#DIV/0!	#DIV/0!	#DIV/0!	#DIV/0!	#DIV/0!	#DIV/0!	#DIV/0!	#DIV/0!	#DIV/0!
STD OREAS25A-4A	STD			2.7	33.5	24.4	45	<0.1	44.8	7.5	514	6.48	8	2.6	16.0	50	<0.1	0.6	0.4	158	0.29	0.040	22.0
STD OREAS25A-4A	STD			2.2	36.2	25.8	45	<0.1	47.4	7.9	508	6.62	9	2.8	15.6	48	<0.1	0.7	0.4	165	0.27	0.047	20.5
STD OREAS25A-4A	STD			2.5	35.6	25.3	45	<0.1	46.0	7.9	519	6.68	11	2.9	15.7	52	<0.1	0.6	0.4	161	0.31	0.050	22.6
STD OREAS25A-4A	STD			2.2	33.3	22.9	42	<0.1	41.8	7.3	494	6.46	11	2.6	14.1	48	<0.1	0.6	0.4	157	0.29	0.048	18.9
STD OREAS25A-4A	STD			2.4	32.6	24.4	41	<0.1	45.9	8.1	532	6.71	8	2.7	15.2	52	0.3	0.6	0.4	162	0.33	0.049	23.1
Mean			#DIV/0!	2.4	34.2	24.6	43.6	#DIV/0!	45.2	7.7	513.4	6.6	9.4	2.7	15.3	50.0	0.3	0.6	0.4	160.6	0.3	0.0	21.4
Standard Deviation			0.00	0.21	1.57	1.11	1.95	0.00	2.10	0.33	13.99	0.11	1.52	0.13	0.74	2.00	0.13	0.04	0.00	3.21	0.02	0.00	1.71
%RSD			#DIV/0!	9%	5%	5%	4%	#DIV/0!	5%	4%	3%	2%	16%	5%	5%	4%	45%	7%	0%	2%	8%	8%	8%
STD OREAS45E	STD			2.5	762.8	18.1	43	0.3	448.9	54.1	560	23.88	17	2.4	12.9	17	<0.1	1.2	0.3	318	0.07	0.032	10.9
STD OREAS45E	STD			2.3	790.5	19.0	46	0.3	479.5	59.0	543	23.66	15	2.7	14.6	17	<0.1	1.1	0.3	346	0.06	0.032	11.5
STD OREAS45E	STD			2.3	766.6	18.3	44	0.3	452.0	58.6	575	24.13	16	2.4	13.1	17	<0.1	1.1	0.3	323	0.06	0.034	11.5
STD OREAS45E	STD			2.7	803.1	18.6	48	0.3	500.5	61.3	613	24.75	19	2.5	12.9	18	0.1	1.2	0.3	338	0.08	0.035	11.3
STD OREAS45E	STD			2.2	807.3	19.4	47	0.4	506.4	63.1	626	24.46	16	2.5	13.2	19	<0.1	1.2	0.3	335	0.07	0.035	12.0
Mean			#DIV/0!	2.4	786.1	18.7	45.6	0.3	477.5	59.2	583.4	24.2	16.6	2.5	13.3	17.6	0.1	1.2	0.3	332.0	0.1	0.0	11.4
Standard Deviation			0.00	0.20	20.50	0.53	2.07	0.04	26.63	3.39	35.15	0.44	1.52	0.12	0.72	0.89	0.04	0.05	0.00	11.38	0.01	0.00	0.40
%RSD			#DIV/0!	8%	3%	3%	5%	14%	6%	6%	6%	2%	9%	5%	5%	5%	45%	5%	0%	3%	12%	5%	3%
STD OREAS45EA	STD																						
STD OREAS45EA	STD																						
STD OREAS45EA	STD																						
STD OREAS45EA	STD																						
Mean			#DIV/0!	#DIV/0!	#DIV/0!	#DIV/0!	#DIV/0!	#DIV/0!	#DIV/0!	#DIV/0!	#DIV/0!	#DIV/0!	#DIV/0!	#DIV/0!	#DIV/0!	#DIV/0!	#DIV/0!	#DIV/0!	#DIV/0!	#DIV/0!	#DIV/0!	#DIV/0!	#DIV/0!
Standard Deviation			0.00	0.00	0.00	0.00	0.00	0.00	0.00	0.00	0.00	0.00	0.00	0.00	0.00	0.00	0.00	0.00	0.00	0.00	0.00	0.00	0.00
%RSD			#DIV/0!	#DIV/0!	#DIV/0!	#DIV/0!	#DIV/0!	#DIV/0!	#DIV/0!	#DIV/0!	#DIV/0!	#DIV/0!	#DIV/0!	#DIV/0!	#DIV/0!	#DIV/0!	#DIV/0!	#DIV/0!	#DIV/0!	#DIV/0!	#DIV/0!	#DIV/0!	#DIV/0!
STD OXC145	STD		213																				
STD OXC145	STD		209																				
STD OXC145	STD		208																				
STD OXC145	STD		212																				
Mean			210.5	#DIV/0!	#DIV/0!	#DIV/0!	#DIV/0!	#DIV/0!	#DIV/0!	#DIV/0!	#DIV/0!	#DIV/0!	#DIV/0!	#DIV/0!	#DIV/0!	#DIV/0!	#DIV/0!	#DIV/0!	#DIV/0!	#DIV/0!	#DIV/0!	#DIV/0!	#DIV/0!
Standard Deviation			2.38	0.00	0.00	0.00	0.00	0.00	0.00	0.00	0.00	0.00	0.00	0.00	0.00	0.00	0.00	0.00	0.00	0.00	0.00	0.00	0.00
%RSD			1%	#DIV/0!	#DIV/0!	#DIV/0!	#DIV/0!	#DIV/0!	#DIV/0!	#DIV/0!	#DIV/0!	#DIV/0!	#DIV/0!	#DIV/0!	#DIV/0!	#DIV/0!	#DIV/0!	#DIV/0!	#DIV/0!	#DIV/0!	#DIV/0!	#DIV/0!	#DIV/0!
STD OXH139	STD		1309																				
STD OXH139	STD		1319																				
STD OXH139	STD		1303																				
STD OXH139	STD		1324																				
Mean			1313.8	#DIV/0!	#DIV/0!	#DIV/0!	#DIV/0!	#DIV/0!	#DIV/0!	#DIV/0!	#DIV/0!	#DIV/0!	#DIV/0!	#DIV/0!	#DIV/0!	#DIV/0!	#DIV/0!	#DIV/0!	#DIV/0!	#DIV/0!	#DIV/0!	#DIV/0!	#DIV/0!
Standard Deviation			9.50	0.00	0.00	0.00	0.00	0.00	0.00	0.00	0.00	0.00	0.00	0.00	0.00	0.00	0.00	0.00	0.00	0.00	0.00	0.00	0.00
%RSD			1%	#DIV/0!	#DIV/0!	#DIV/0!	#DIV/0!	#DIV/0!	#DIV/0!	#DIV/0!	#DIV/0!	#DIV/0!	#DIV/0!	#DIV/0!	#DIV/0!	#DIV/0!	#DIV/0!	#DIV/0!	#DIV/0!	#DIV/0!	#DIV/0!	#DIV/0!	#DIV/0!
BLK	BLK																						
BLK	BLK		<2																				
BLK	BLK		<2																				
BLK	BLK																						
BLK	BLK																						
BLK	BLK																						
BLK	BLK			<0.1	0.1	<0.1	<1	<0.1	<0.1	<0.2	<1	<0.01	<1	<0.1	<0.1	<1	<0.1	<0.1	<0.1	<1	<0.01	<0.001	<0.1
BLK	BLK			<0.1	0.2	<0.1	<1	<0.1	0.1	<0.2	<1	<0.01	<1	<0.1	<0.1	<1	<0.1	<0.1	<0.1	<1	<0.01	<0.001	<0.1
BLK	BLK		<2																				
BLK	BLK		<2																				
BLK	BLK		3																				
BLK	BLK		2																				
BLK	BLK			<0.1	0.2	<0.1	<1	<0.1	0.4	<0.2	<1	<0.01	1	<0.1	<0.1	<1	<0.1	<0.1	<0.1	<1	<0.01	<0.001	<0.1
BLK	BLK			<0.1	0.2	<0.1	<1	<0.1	0.2	<0.2	<1	<0.01	3	<0.1	<0.1	<1	<0.1	<0.1	<0.1	<1	<0.01	<0.001	<0.1
BLK	BLK		3																				
BLK	BLK		<2																				
BLK	BLK			<0.1	0.5	<0.1	<1	<0.1	<0.1	<0.2	1	<0.01	<1	<0.1	<0.1	<1	<0.1	<0.1	<0.1	<1	<0.01	0.001	<0.1
Mean			2.7	#DIV/0!	0.2	#DIV/0!	#DIV/0!	#DIV/0!	0.2	#DIV/0!	1.0	#DIV/0!	2.0	#DIV/0!	#DIV/0!	#DIV/0!	#DIV/0!	#DIV/0!	#DIV/0!	#DIV/0!	#DIV/0!	0.0	#DIV/0!
Standard Deviation			1.07	0.00	0.14	0.00	0.00	0.00	0.11	0.00	0.24	0.00	0.75	0.00	0.00	0.00	0.00	0.00	0.00	0.00	0.00	0.00	0.00
%RSD			40%	#DIV/0!	57%	#DIV/0!	#DIV/0!	#DIV/0!	46%	#DIV/0!	24%	#DIV/0!	38%	#DIV/0!	#DIV/0!	#DIV/0!	#DIV/0!	#DIV/0!	#DIV/0!	#DIV/0!	#DIV/0!	24%	#DIV/0!
Prep Wash																							
ROCK-WHI	Prep Blanl		<2	1.6	3.5	2.7	40	<0.1	1.2	4.2	690	2.11	3	1.2	2.9	197	<0.1	0.2	<0.1	34	1.44	0.039	13.7
ROCK-WHI	Prep Blanl		<2	1.6	4.5	4.2	44	<0.1	1.7	4.4	764	2.24	4	1.3	2.8	204	<0.1	0.2	<0.1	37	1.52	0.042	12.3
Percent Difference			#VALUE!	0%	25%	43%	10%	#VALUE!	34%	5%	10%	6%	29%	8%	4%	3%	#VALUE!	0%	#VALUE!	8%	5%	7%	11%

Analyte	Cr	Mg	Ba	Ti	Al	Na	K	W	Zr	Ce	Sn	Y	Nb	Ta	Be	Sc	Li	S	Rb	Hf	In	Re	Se	Te	Tl	Hg
Method	MA200	MA200	MA200	MA200	MA200	MA200	MA200	MA200	MA200	MA200	MA200	MA200	MA200	MA200	MA200	MA200	MA200	MA200	MA200	MA200	MA200	MA200	MA200	MA200	MA200	AQ200
Unit	PPM	%	PPM	%	%	%	%	PPM	PPM	PPM	PPM	PPM	PPM	PPM	PPM	PPM	PPM	%	PPM	PPM	PPM	PPM	PPM	PPM	PPM	PPM
MDL	1	0.01	1	0.001	0.01	0.001	0.01	0.1	0.1	1	0.1	0.1	0.1	0.1	1	1	0.1	0.1	0.1	0.1	0.05	0.005	1	0.5	0.5	0.01
Sample																										
Pulp Duplicates																										
1473959	11	0.12	688	0.092	4.29	0.071	1.36	0.5	22.6	41	1.2	10.5	5.2	0.4	<1	5	12.8	<0.1	51.0	0.8	<0.05	<0.005	1	<0.5	<0.5	0.03
1473959																										0.04
Percent Difference	#VALUE!	#VALUE!	#VALUE!	#VALUE!	#VALUE!	#VALUE!	#VALUE!	#VALUE!	#VALUE!	#VALUE!	#VALUE!	#VALUE!	#VALUE!	#VALUE!	#VALUE!	#VALUE!	#VALUE!	#VALUE!	#VALUE!	#VALUE!	#VALUE!	#VALUE!	#VALUE!	#VALUE!	#VALUE!	29%
1473847	77	0.31	1560	0.288	5.80	0.127	1.75	0.2	6.6	73	0.3	20.8	5.7	0.3	<1	13	6.7	<0.1	54.4	0.2	<0.05	<0.005	2	<0.5	<0.5	<0.01
1473847																										
Percent Difference	#VALUE!	#VALUE!	#VALUE!	#VALUE!	#VALUE!	#VALUE!	#VALUE!	#VALUE!	#VALUE!	#VALUE!	#VALUE!	#VALUE!	#VALUE!	#VALUE!	#VALUE!	#VALUE!	#VALUE!	#VALUE!	#VALUE!	#VALUE!	#VALUE!	#VALUE!	#VALUE!	#VALUE!	#VALUE!	#VALUE!
1473903	48	0.14	186	0.077	3.15	2.050	0.29	0.2	3.6	19	0.5	13.1	1.0	<0.1	<1	16	2.3	<0.1	10.1	0.2	<0.05	<0.005	1	1.0	<0.5	<0.01
1473903																										<0.01
Percent Difference	#VALUE!	#VALUE!	#VALUE!	#VALUE!	#VALUE!	#VALUE!	#VALUE!	#VALUE!	#VALUE!	#VALUE!	#VALUE!	#VALUE!	#VALUE!	#VALUE!	#VALUE!	#VALUE!	#VALUE!	#VALUE!	#VALUE!	#VALUE!	#VALUE!	#VALUE!	#VALUE!	#VALUE!	#VALUE!	#VALUE!
1473937	108	0.38	524	0.295	7.00	1.769	1.19	0.5	6.1	26	0.5	9.4	2.7	0.1	1	15	21.0	<0.1	48.5	0.2	<0.05	<0.005	<1	<0.5	<0.5	0.07
1473937																										0.06
Percent Difference	#VALUE!	#VALUE!	#VALUE!	#VALUE!	#VALUE!	#VALUE!	#VALUE!	#VALUE!	#VALUE!	#VALUE!	#VALUE!	#VALUE!	#VALUE!	#VALUE!	#VALUE!	#VALUE!	#VALUE!	#VALUE!	#VALUE!	#VALUE!	#VALUE!	#VALUE!	#VALUE!	#VALUE!	#VALUE!	15%
1473868	52	0.26	2087	0.353	7.23	3.673	1.54	0.6	8.8	39	0.7	9.8	6.3	0.4	<1	11	5.3	<0.1	42.2	0.5	0.06	<0.005	2	<0.5	<0.5	<0.01
1473868																										<0.01
Percent Difference	#VALUE!	#VALUE!	#VALUE!	#VALUE!	#VALUE!	#VALUE!	#VALUE!	#VALUE!	#VALUE!	#VALUE!	#VALUE!	#VALUE!	#VALUE!	#VALUE!	#VALUE!	#VALUE!	#VALUE!	#VALUE!	#VALUE!	#VALUE!	#VALUE!	#VALUE!	#VALUE!	#VALUE!	#VALUE!	#VALUE!
1473874	25	0.06	335	0.084	5.48	4.394	0.19	1.1	5.7	39	0.2	9.5	1.9	0.1	<1	7	4.0	<0.1	5.0	0.2	<0.05	<0.005	2	1.1	<0.5	0.02
1473874	24	0.06	349	0.099	5.77	4.636	0.20	1.5	6.7	42	0.3	10.1	2.5	0.2	<1	7	3.3	<0.1	5.4	0.2	<0.05	<0.005	<1	1.0	<0.5	
Percent Difference	4%	0%	4%	16%	5%	5%	5%	31%	16%	7%	40%	6%	27%	67%	#VALUE!	0%	19%	#VALUE!	8%	0%	#VALUE!	#VALUE!	#VALUE!	10%	#VALUE!	#VALUE!
1473942	13	0.12	576	0.135	4.30	0.146	1.26	0.7	23.6	30	0.8	6.8	4.4	0.4	<1	5	10.4	<0.1	45.5	0.6	<0.05	<0.005	<1	<0.5	<0.5	0.02
1473942	15	0.12	567	0.130	4.15	0.150	1.27	0.6	24.2	31	1.0	7.1	4.6	0.3	<1	5	10.4	<0.1	47.0	0.7	<0.05	<0.005	1	<0.5	<0.5	
Percent Difference	14%	0%	2%	4%	4%	3%	1%	15%	3%	3%	22%	4%	4%	29%	#VALUE!	0%	0%	#VALUE!	3%	15%	#VALUE!	#VALUE!	#VALUE!	#VALUE!	#VALUE!	#VALUE!
1473880	37	0.14	299	0.102	5.11	3.396	0.55	0.8	10.1	33	0.1	4.6	1.8	<0.1	<1	5	4.4	<0.1	15.5	0.3	<0.05	<0.005	<1	2.5	<0.5	0.02
1473880																										
Percent Difference	#VALUE!	#VALUE!	#VALUE!	#VALUE!	#VALUE!	#VALUE!	#VALUE!	#VALUE!	#VALUE!	#VALUE!	#VALUE!	#VALUE!	#VALUE!	#VALUE!	#VALUE!	#VALUE!	#VALUE!	#VALUE!	#VALUE!	#VALUE!	#VALUE!	#VALUE!	#VALUE!	#VALUE!	#VALUE!	#VALUE!
1473914	37	0.38	428	0.229	5.77	3.243	0.63	0.8	3.9	47	0.4	17.1	4.6	0.3	<1	10	6.2	<0.1	18.5	0.2	<0.05	<0.005	<1	0.6	<0.5	<0.01
1473914																										
Percent Difference	#VALUE!	#VALUE!	#VALUE!	#VALUE!	#VALUE!	#VALUE!	#VALUE!	#VALUE!	#VALUE!	#VALUE!	#VALUE!	#VALUE!	#VALUE!	#VALUE!	#VALUE!	#VALUE!	#VALUE!	#VALUE!	#VALUE!	#VALUE!	#VALUE!	#VALUE!	#VALUE!	#VALUE!	#VALUE!	#VALUE!
1473841	91	0.68	749	0.275	7.07	4.322	1.09	2.2	5.4	44	0.9	16.3	3.9	0.2	<1	16	10.1	<0.1	35.1	0.2	<0.05	<0.005	1	0.6	<0.5	<0.01
1473841	92	0.67	737	0.266	7.07	4.261	1.05	2.1	5.6	44	0.7	17.1	3.8	0.2	<1	15	9.1	<0.1	36.1	0.2	0.05	<0.005	1	0.5	<0.5	
Percent Difference	1%	1%	2%	3%	0%	1%	4%	5%	4%	0%	25%	5%	3%	0%	#VALUE!	6%	10%	#VALUE!	3%	0%	#VALUE!	#VALUE!	0%	18%	#VALUE!	#VALUE!
1473909	31	0.53	373	0.229	5.45	2.627	0.50	0.7	4.4	25	0.4	15.0	2.7	0.2	<1	19	6.6	<0.1	18.3	0.2	<0.05	<0.005	3	1.8	<0.5	<0.01
1473909	29	0.53	364	0.226	5.24	2.728	0.52	0.8	4.0	23	0.3	14.4	2.8	0.2	<1	17	6.5	<0.1	17.4	0.3	<0.05	<0.005	3	1.8	<0.5	
Percent Difference	7%	0%	2%	1%	4%	4%	4%	13%	10%	8%	29%	4%	4%	0%	#VALUE!	11%	2%	#VALUE!	5%	40%	#VALUE!	#VALUE!	0%	0%	#VALUE!	#VALUE!
1473944	27	0.16	697	0.223	5.24	0.170	1.56	0.9	33.0	56	1.5	10.9	6.8	0.5	<1	8	12.0	<0.1	56.7	1.1	<0.05	<0.005	2	<0.5	<0.5	0.03
1473944																										
Percent Difference	#VALUE!	#VALUE!	#VALUE!	#VALUE!	#VALUE!	#VALUE!	#VALUE!	#VALUE!	#VALUE!	#VALUE!	#VALUE!	#VALUE!	#VALUE!	#VALUE!	#VALUE!	#VALUE!	#VALUE!	#VALUE!	#VALUE!	#VALUE!	#VALUE!	#VALUE!	#VALUE!	#VALUE!	#VALUE!	#VALUE!
Preparation Duplicates																										
1473869	13	0.10	532	0.104	6.87	4.970	0.85	1.3	5.2	28	0.7	7.7	2.8	0.1	1	5	2.8	<0.1	16.8	0.1	<0.05	<0.005	<1	<0.5	<0.5	<0.01
1473869	12	0.10	549	0.098	7.06	4.926	0.80	1.2	5.1	32	0.6	8.1	2.9	0.2	<1	5	2.6	<0.1	17.4	0.2	<0.05	<0.005	1	<0.5	<0.5	<0.01
Percent Difference	8%	0%	3%	6%	3%	1%	6%	8%	2%	13%	15%	5%	4%	67%	#VALUE!	0%	7%	#VALUE!	4%	67%	#VALUE!	#VALUE!	#VALUE!	#VALUE!	#VALUE!	#VALUE!
1473903	48	0.14	186	0.077	3.15	2.050	0.29	0.2	3.6	19	0.5	13.1	1.0	<0.1	<1	16	2.3	<0.1	10.1	0.2	<0.05	<0.005	1	1.0	<0.5	<0.01
1473903	47	0.13	196	0.070	3.03	1.992	0.27	0.2	3.8	20	0.5	13.4	1.0	<0.1	<1	17	2.8	<0.1	10.3	0.2	0.05	<0.005	1	0.6	<0.5	<0.01
Percent Difference	2%	7%	5%	10%	4%	3%	7%	0%	5%	5%	0%	2%	0%	#VALUE!	#VALUE!	6%	20%	#VALUE!	2%	0%	#VALUE!	#VALUE!	0%	50%	#VALUE!	#VALUE!
1473937	108	0.38	524	0.295	7.00	1.769	1.19	0.5	6.1	26	0.5	9.4	2.7	0.1	1	15	21.0	<0.1	48.5	0.2	<0.05	<0.005	<1	<0.5	<0.5	0.07
1473937	95	0.38	522	0.292	6.98	1.833	1.25	0.6	6.6	26	0.5	9.8	2.7	0.1	1	16	20.8	<0.1	47.5	0.3	<0.05	<0.005	<1	<0.5	<0.5	0.07
Percent Difference	13%	0%	0%	1%	0%	4%	5%	18%	8%	0%	0%	4%	0%	0%	0%	6%	1%	#VALUE!	2%	40%	#VALUE!	#VALUE!	#VALUE!	#VALUE!	#VALUE!	0%
Reference Materials																										
STD DS11																										0.27
STD DS11																										0.27
STD DS11																										0.29
STD DS11																										0.25
Mean	#DIV/0!	#DIV/0!	#DIV/0!	#DIV/0!	#DIV/0!	#DIV/0!	#DIV/0!	#DIV/0!	#DIV/0!	#DIV/0!	#DIV/0!	#DIV/0!	#DIV/0!	#DIV/0!	#DIV/0!	#DIV/0!	#DIV/0!	#DIV/0!	#DIV/0!	#DIV/0!	#DIV/0!	#DIV/0!	#DIV/0!	#DIV/0!	#DIV/0!	0.3
Standard Deviation	0.00	0.00	0.00	0.00	0.00	0.00	0.00	0.00	0.00	0.00	0.00	0.00	0.00	0.00	0.00	0.00	0.00	0.00	0.00	0.00	0.00	0.00	0.00	0.00	0.00	0.02
%RSD	#DIV/0!	#DIV/0!	#DIV/0!	#DIV/0!	#DIV/0!	#DIV/0!	#DIV/0!	#DIV/0!	#DIV/0!	#DIV/0!	#DIV/0!	#DIV/0!	#DIV/0!	#DIV/0!	#DIV/0!	#DIV/0!	#DIV/0!	#DIV/0!	#DIV/0!	#DIV/0!	#DIV/0!	#DIV/0!	#DIV/0!	#DIV/0!	#DIV/0!	6%
STD OREAS25A-4A	116	0.32	144	0.887	9.10	0.117	0.45	1.8	139.8	48	3.9	10.6	18.5	1.3	<1	12	37.4	<0.1	59.1	3.8	0.10	<0.005	4	<0.5	<0.5	
STD OREAS25A-4A	116	0.34	144	0.958	8.70	0.116	0.48	2.2	141.8	46	4.3	9.8	18.4	1.4	<1	12	38.4	<0.1	59.2	4.0	0.11	<0.005	4	<0.5	<0.5	
STD OREAS25A-4A	109	0.33	152	0.909	9.32	0.122	0.49	1.8	152.5	50	3.5	11.2	19.5	1.4	2	12	41.1	<0.1	64.2	4.1	0.08	<0.005	3	<0.5	<0.5	
STD OREAS25A-4A	108	0.33	136	0.898	8.72	0.124	0.48	1.7	143.5	41	4.1	9.4	17.4	1.2	<1	12	37.1	<0.1	56.1	3.7	0.13	<0.005	2	<0.5	<0.5	
STD OREAS25A-4A	124	0.37	155	0.990	9.61	0.135	0.54	2.0	157.8	50	4.0	10.7	20.5	1.5	<1	14	37.6	<0.1	58.5	4.3	0.10	<0.005	2	<0.5	<0.5	
Mean	114.6	0.3	146.2	0.9	9.1	0.1	0.5	1.9	147.1	47.0	4.0	10.3	18.9	1.4	2.0	12.4	38.3	#DIV/0!	59.4	4.0	0.1	#DIV/0!	3.0	#DIV/0!	#DIV/0!	#DIV/0!
Standard Deviation	6.47	0.02	7.50	0.04	0.39	0.01	0.03	0.20	7.71	3.74	0.30	0.73	1.18	0.11	0.89	0.89	1.63	0.00	2.95	0.24	0.02	0.00	1.00	0.00	0.00	0.00
%RSD	6%	6%	5%	5%	4%	6%	7%	11%	5%	8%	7%	7%	6%	8%	45%	7%	4%	#DIV/0!	5%	6%	17%	#DIV/0!	33%	#DIV/0!	#DIV/0!	#DIV/0!
STD OREAS45E	908	0.17	241	0.489	6.65	0.057	0.31	1.0	85.7	24	1.4	7.3	5.4	0.5	<1	86	7.2	<0.1	19.7	2.9	0.12	<0.005	4	<0.5	<0.5	
STD OREAS45E	1040	0.17	248	0.530	6.75	0.059	0.32	1.1	89.7	25	1.1	8.0	5.7	0.5	<1	86	7.6	<0.1	21.0	3.0	0.11	<0.005	3	<0.5	<0.5	
STD OREAS45E	936	0.15	248	0.495	6.76	0.057	0.32	1.0	91.2	25	1.2	8.5	6.0	0.5	<1	89	6.2	<0.1	21.5	2.6	0.10	<0.005	3	<0.5	<0.5	
STD OREAS45E	1037	0.16	246	0.534	7.16	0.059	0.33	0.8	97.4	24	1.2	7.9	6.0	0.5	<1	92	7.2	<0.1	20.5	3.0	0.07	<0.005	4	<0.5	<0.5	
STD OREAS45E	1098	0.18	284	0.562	7.11	0.065	0.38	1.2	109.0	26	1.5	8.2	6.6	0.6	<1	102	6.8	<0.1	22.4	3.0	0.15	<0.005	2	<0.5	<0.5	
Mean	1003.8	0.2	253.4	0.5	6.9	0.1	0.3	1.0	94.6	24.8	1.3	8.0	5.9	0.5	#DIV/0!	91.0	7.0	#DIV/0!	21.0	2.9	0.1	#DIV/0!	3.2	#DIV/0!	#DIV/0!	#DIV/0!
Standard Deviation	79.15	0.01	17.34	0.03	0.23	0.00	0.03	0.15	9.08	0.84	0.16	0.44	0.44	0.04	0.00	6.63	0.53	0.00	1.02	0.17	0.03	0.00	0.84	0.00	0.00	0.00
%RSD	8%	7%	7%	6%	3%	6%	8%	15%	10%	3%	13%	6%	7%	9%	#DIV/0!	7%	8%	#DIV/0!	5%	6%	27%	#DIV/0!	26%	#DIV/0!	#DIV/0!	#DIV/0!
STD OREAS45EA																										<0.01
STD OREAS45EA																										<0.01
STD OREAS45EA																										0.01
STD OREAS45EA																										<0.01
Mean	#DIV/0!	#DIV/0!	#DIV/0!	#DIV/0!	#DIV/0!	#DIV/0!	#DIV/0!	#DIV/0!	#DIV/0!	#DIV/0!	#DIV/0!	#DIV/0!	#DIV/0!	#DIV/0!	#DIV/0!	#DIV/0!	#DIV/0!	#DIV/0!	#DIV/0!	#DIV/0!	#DIV/0!	#DIV/0!	#DIV/0!	#DIV/0!	#DIV/0!	0.0
Standard Deviation	0.00	0.00	0.00	0.00	0.00	0.00	0.00	0.00	0.00	0.00	0.00	0.00	0.00	0.00	0.00	0.00	0.00	0.00	0.00	0.00	0.00	0.00	0.00	0.00	0.00	0.01
%RSD	#DIV/0!	#DIV/0!	#DIV/0!	#DIV/0!	#DIV/0!	#DIV/0!	#DIV/0!	#DIV/0!	#DIV/0!	#DIV/0!	#DIV/0!	#DIV/0!	#DIV/0!	#DIV/0!	#DIV/0!	#DIV/0!	#DIV/0!	#DIV/0!	#DIV/0!	#DIV/0!	#DIV/0!	#DIV/0!	#DIV/0!	#DIV/0!	#DIV/0!	50%
STD OXC145																										
STD OXC145																										
STD OXC145																										
STD OXC145																										
Mean	#DIV/0!	#DIV/0!	#DIV/0!	#DIV/0!	#DIV/0!	#DIV/0!	#DIV/0!	#DIV/0!	#DIV/0!	#DIV/0!	#DIV/0!	#DIV/0!	#DIV/0!	#DIV/0!	#DIV/0!	#DIV/0!	#DIV/0!	#DIV/0!	#DIV/0!	#DIV/0!	#DIV/0!	#DIV/0!	#DIV/0!	#DIV/0!	#DIV/0!	#DIV/0!
Standard Deviation	0.00	0.00	0.00	0.00	0.00	0.00	0.00	0.00	0.00	0.00	0.00	0.00	0.00	0.00	0.00	0.00	0.00	0.00	0.00	0.00	0.00	0.00	0.00	0.00	0.00	0.00
%RSD	#DIV/0!	#DIV/0!	#DIV/0!	#DIV/0!	#DIV/0!	#DIV/0!	#DIV/0!	#DIV/0!	#DIV/0!	#DIV/0!	#DIV/0!	#DIV/0!	#DIV/0!	#DIV/0!	#DIV/0!	#DIV/0!	#DIV/0!	#DIV/0!	#DIV/0!	#DIV/0!	#DIV/0!	#DIV/0!	#DIV/0!	#DIV/0!	#DIV/0!	#DIV/0!
STD OXH139																										
STD OXH139																										
STD OXH139																										
STD OXH139																										
Mean	#DIV/0!	#DIV/0!	#DIV/0!	#DIV/0!	#DIV/0!	#DIV/0!	#DIV/0!	#DIV/0!	#DIV/0!	#DIV/0!	#DIV/0!	#DIV/0!	#DIV/0!	#DIV/0!	#DIV/0!	#DIV/0!	#DIV/0!	#DIV/0!	#DIV/0!	#DIV/0!	#DIV/0!	#DIV/0!	#DIV/0!	#DIV/0!	#DIV/0!	#DIV/0!
Standard Deviation	0.00	0.00	0.00	0.00	0.00	0.00	0.00	0.00	0.00	0.00	0.00	0.00	0.00	0.00	0.00	0.00	0.00	0.00	0.00	0.00	0.00	0.00	0.00	0.00	0.00	0.00
%RSD	#DIV/0!	#DIV/0!	#DIV/0!	#DIV/0!	#DIV/0!	#DIV/0!	#DIV/0!	#DIV/0!	#DIV/0!	#DIV/0!	#DIV/0!	#DIV/0!	#DIV/0!	#DIV/0!	#DIV/0!	#DIV/0!	#DIV/0!	#DIV/0!	#DIV/0!	#DIV/0!	#DIV/0!	#DIV/0!	#DIV/0!	#DIV/0!	#DIV/0!	#DIV/0!
BLK																										<0.01
BLK																										
BLK																										
BLK																										<0.01
BLK																										<0.01
BLK																										<0.01
BLK	<1	<0.01	<1	<0.001	<0.01	0.003	<0.01	<0.1	<0.1	<1	<0.1	<0.1	<0.1	<0.1	<1	<1	<0.1	<0.1	<0.1	<0.1	<0.05	<0.005	<1	<0.5	<0.5	
BLK	1	<0.01	<1	<0.001	<0.01	0.002	<0.01	<0.1	<0.1	<1	<0.1	<0.1	<0.1	<0.1	<1	<1	0.2	<0.1	<0.1	<0.1	<0.05	<0.005	<1	<0.5	<0.5	
BLK																										
BLK																										
BLK																										
BLK																										
BLK	<1	<0.01	<1	<0.001	<0.01	0.003	<0.01	<0.1	<0.1	<1	<0.1	<0.1	<0.1	<0.1	<1	<1	<0.1	<0.1	<0.1	<0.1	<0.05	<0.005	<1	<0.5	<0.5	
BLK	1	<0.01	<1	<0.001	<0.01	0.004	<0.01	<0.1	<0.1	<1	<0.1	<0.1	<0.1	<0.1	<1	<1	<0.1	<0.1	<0.1	<0.1	<0.05	<0.005	<1	<0.5	<0.5	
BLK																										
BLK																										
BLK	<1	<0.01	<1	<0.001	<0.01	<0.001	<0.01	<0.1	<0.1	<1	<0.1	<0.1	<0.1	<0.1	<1	<1	<0.1	<0.1	<0.1	<0.1	<0.05	<0.005	2	<0.5	<0.5	
Mean	1.0	#DIV/0!	#DIV/0!	#DIV/0!	#DIV/0!	0.0	#DIV/0!	#DIV/0!	#DIV/0!	#DIV/0!	#DIV/0!	#DIV/0!	#DIV/0!	#DIV/0!	#DIV/0!	#DIV/0!	0.2	#DIV/0!	#DIV/0!	#DIV/0!	#DIV/0!	#DIV/0!	2.0	#DIV/0!	#DIV/0!	#DIV/0!
Standard Deviation	0.33	0.00	0.00	0.00	0.00	0.00	0.00	0.00	0.00	0.00	0.00	0.00	0.00	0.00	0.00	0.00	0.05	0.00	0.00	0.00	0.00	0.00	0.49	0.00	0.00	0.00
%RSD	33%	#DIV/0!	#DIV/0!	#DIV/0!	#DIV/0!	45%	#DIV/0!	#DIV/0!	#DIV/0!	#DIV/0!	#DIV/0!	#DIV/0!	#DIV/0!	#DIV/0!	#DIV/0!	#DIV/0!	24%	#DIV/0!	#DIV/0!	#DIV/0!	#DIV/0!	#DIV/0!	24%	#DIV/0!	#DIV/0!	#DIV/0!
Prep Wash																										
ROCK-WHI	3	0.56	884	0.202	7.23	3.652	1.77	0.3	54.6	26	0.8	17.5	5.7	0.4	2	7	2.6	<0.1	34.7	1.7	<0.05	<0.005	1	<0.5	<0.5	<0.01
ROCK-WHI	4	0.61	880	0.214	7.41	3.666	1.72	0.3	55.8	25	0.7	17.5	5.6	0.4	1	7	2.5	<0.1	35.1	1.9	<0.05	<0.005	<1	<0.5	<0.5	<0.01
Percent Difference	29%	9%	0%	6%	2%	0%	3%	0%	2%	4%	13%	0%	2%	0%	67%	0%	4%	#VALUE!	1%	11%	#VALUE!	#VALUE!	#VALUE!	#VALUE!	#VALUE!	#VALUE!

Bureau Veritas Commodities Canada Ltd. **Final Report**

Client: Goldstrike Resources Ltd.
File Created: 16-Oct-2018
Job Number: WHI18000670
Number of Samples: 68
Project: LUC
Shipment ID: LSTR-18-05
P.O. Number:
Received: 17-Aug-2018

	Method	WGHT	FA350	MA200	MA200	MA200	MA200	MA200	MA200	MA200	MA200	MA200	MA200	MA200	MA200	MA200	MA200	MA200	MA200	MA200	MA200	MA200	MA200	MA200	MA200	MA200	MA200	MA200	MA200	MA200	MA200	MA200	MA200	MA200	MA200	MA200	MA200	MA200	MA200	MA200	MA200	MA200	MA200	MA200	MA200	MA200	MA200	MA200	AQ200
	Analyte	Wgt	Au	Mo	Cu	Pb	Zn	Ag	Ni	Co	Mn	Fe	As	U	Th	Sr	Cd	Sb	Bi	V	Ca	P	La	Cr	Mg	Ba	Ti	Al	Na	K	W	Zr	Ce	Sn	Y	Nb	Ta	Be	Sc	Li	S	Rb	Hf	In	Re	Se	Te	Tl	Hg
	Unit	KG	PPB	PPM	PPM	PPM	PPM	PPM	PPM	PPM	PPM	%	PPM	PPM	PPM	PPM	PPM	PPM	PPM	PPM	%	%	PPM	PPM	%	PPM	%	%	%	%	PPM	PPM	PPM	PPM	PPM	PPM	PPM	PPM	PPM	PPM	%	PPM	PPM	PPM	PPM	PPM	PPM	PPM	PPM
	MDL	0.01	2	0.1	0.1	0.1	1	0.1	0.1	0.2	1	0.01	1	0.1	0.1	1	0.1	0.1	0.1	1	0.01	0.001	0.1	1	0.01	1	0.001	0.01	0.001	0.01	0.1	0.1	1	0.1	0.1	0.1	0.1	1	1	0.1	0.1	0.1	0.1	0.05	0.005	1	0.5	0.5	0.01
Sample	**Type**																																																
Pulp Duplicates																																																	
1316799	Rock	3.29	<2	1.9	26.4	13.7	123	0.1	27.7	7.8	329	3.26	12	2.3	11.2	63	0.3	1.8	<0.1	112	0.36	0.076	31.4	59	0.39	1484	0.290	6.02	0.752	2.86	1.1	11.3	66	2.5	15.1	10.8	0.8	2	10	14.9	<0.1	120.3	0.3	<0.05	<0.005	<1	<0.5	0.8	0.15
1316799	REP																																																0.15
Percent Difference			#VALUE!	#VALUE!	#VALUE!	#VALUE!	#VALUE!	#VALUE!	#VALUE!	#VALUE!	#VALUE!	#VALUE!	#VALUE!	#VALUE!	#VALUE!	#VALUE!	#VALUE!	#VALUE!	#VALUE!	#VALUE!	#VALUE!	#VALUE!	#VALUE!	#VALUE!	#VALUE!	#VALUE!	#VALUE!	#VALUE!	#VALUE!	#VALUE!	#VALUE!	#VALUE!	#VALUE!	#VALUE!	#VALUE!	#VALUE!	#VALUE!	#VALUE!	#VALUE!	#VALUE!	#VALUE!	#VALUE!	#VALUE!	#VALUE!	#VALUE!	#VALUE!	#VALUE!	#VALUE!	0%
1316765	Rock	4.83	9	2.3	46.4	11.1	119	<0.1	31.7	8.9	230	3.99	4	2.3	14.1	58	0.1	1.9	0.2	140	0.08	0.082	36.9	67	0.40	1252	0.282	5.92	0.295	3.09	3.5	15.3	70	1.4	13.4	8.1	0.4	2	10	10.4	<0.1	120.1	0.4	<0.05	<0.005	2	<0.5	0.7	0.17
1316765	REP																																																0.17
Percent Difference			#VALUE!	#VALUE!	#VALUE!	#VALUE!	#VALUE!	#VALUE!	#VALUE!	#VALUE!	#VALUE!	#VALUE!	#VALUE!	#VALUE!	#VALUE!	#VALUE!	#VALUE!	#VALUE!	#VALUE!	#VALUE!	#VALUE!	#VALUE!	#VALUE!	#VALUE!	#VALUE!	#VALUE!	#VALUE!	#VALUE!	#VALUE!	#VALUE!	#VALUE!	#VALUE!	#VALUE!	#VALUE!	#VALUE!	#VALUE!	#VALUE!	#VALUE!	#VALUE!	#VALUE!	#VALUE!	#VALUE!	#VALUE!	#VALUE!	#VALUE!	#VALUE!	#VALUE!	#VALUE!	0%
1316758	Rock	4.89	173	3.5	60.7	16.8	127	0.2	37.7	11.4	319	4.51	6	3.2	12.9	47	0.2	3.8	0.2	130	0.12	0.099	37.1	55	0.32	1626	0.242	6.68	0.297	4.95	6.0	19.3	73	1.7	14.4	8.7	0.6	2	11	12.5	<0.1	131.2	0.5	0.08	<0.005	1	<0.5	0.9	0.29
1316758	REP		175																																														
Percent Difference			1%	#VALUE!	#VALUE!	#VALUE!	#VALUE!	#VALUE!	#VALUE!	#VALUE!	#VALUE!	#VALUE!	#VALUE!	#VALUE!	#VALUE!	#VALUE!	#VALUE!	#VALUE!	#VALUE!	#VALUE!	#VALUE!	#VALUE!	#VALUE!	#VALUE!	#VALUE!	#VALUE!	#VALUE!	#VALUE!	#VALUE!	#VALUE!	#VALUE!	#VALUE!	#VALUE!	#VALUE!	#VALUE!	#VALUE!	#VALUE!	#VALUE!	#VALUE!	#VALUE!	#VALUE!	#VALUE!	#VALUE!	#VALUE!	#VALUE!	#VALUE!	#VALUE!	#VALUE!	0%
1316791	Rock	3.62	<2	1.2	25.7	19.0	81	<0.1	25.1	8.3	447	2.59	29	1.8	8.7	71	0.2	2.0	0.1	94	0.10	0.057	25.8	37	0.15	984	0.247	4.87	0.046	1.43	0.9	9.5	50	2.1	12.0	8.1	0.6	1	8	9.7	<0.1	57.9	0.3	<0.05	<0.005	<1	<0.5	<0.5	0.22
1316791	REP		<2																																														
Percent Difference			#VALUE!	#VALUE!	#VALUE!	#VALUE!	#VALUE!	#VALUE!	#VALUE!	#VALUE!	#VALUE!	#VALUE!	#VALUE!	#VALUE!	#VALUE!	#VALUE!	#VALUE!	#VALUE!	#VALUE!	#VALUE!	#VALUE!	#VALUE!	#VALUE!	#VALUE!	#VALUE!	#VALUE!	#VALUE!	#VALUE!	#VALUE!	#VALUE!	#VALUE!	#VALUE!	#VALUE!	#VALUE!	#VALUE!	#VALUE!	#VALUE!	#VALUE!	#VALUE!	#VALUE!	#VALUE!	#VALUE!	#VALUE!	#VALUE!	#VALUE!	#VALUE!	#VALUE!	#VALUE!	#VALUE!
1316753	Rock	4.45	4	1.5	47.0	16.1	154	0.1	37.5	12.6	288	4.88	5	3.4	16.2	54	0.1	0.7	0.2	173	0.12	0.085	40.9	90	0.81	1522	0.472	6.72	0.149	3.13	0.9	17.8	79	2.1	14.1	15.7	0.9	2	15	28.8	<0.1	156.9	0.5	0.09	<0.005	2	<0.5	1.0	0.14
1316753	REP			1.6	47.8	16.0	160	<0.1	38.9	11.8	293	4.98	4	3.5	16.3	57	0.2	0.6	0.2	175	0.12	0.077	41.1	91	0.83	1525	0.488	6.88	0.151	2.78	0.9	18.4	81	1.9	14.5	16.7	0.9	2	16	28.1	<0.1	154.1	0.5	0.10	<0.005	1	<0.5	1.0	
Percent Difference			#VALUE!	6%	2%	1%	4%	#VALUE!	4%	7%	2%	2%	22%	3%	1%	5%	67%	15%	0%	1%	0%	10%	0%	1%	2%	0%	3%	2%	1%	12%	0%	3%	3%	10%	3%	6%	0%	0%	6%	2%	#VALUE!	2%	0%	11%	#VALUE!	67%	#VALUE!	0%	#VALUE!
1316786	Rock	4.12	3	1.7	36.8	14.1	131	0.1	37.6	12.5	434	4.03	6	2.1	14.6	62	0.2	6.6	0.1	182	0.15	0.089	39.5	82	0.40	1466	0.341	6.58	0.127	3.78	11.6	16.3	86	1.5	13.6	11.3	0.8	2	14	15.3	<0.1	134.0	0.5	0.06	<0.005	<1	<0.5	0.8	0.58
1316786	REP			1.6	35.2	13.5	121	0.1	36.3	12.1	426	4.13	8	2.1	13.5	63	0.2	7.0	<0.1	187	0.15	0.088	40.8	77	0.41	1453	0.354	6.69	0.127	3.66	11.7	16.2	83	1.7	14.0	12.2	0.8	2	14	14.1	<0.1	135.6	0.4	<0.05	<0.005	<1	<0.5	0.8	
Percent Difference			#VALUE!	6%	4%	4%	8%	0%	4%	3%	2%	2%	29%	0%	8%	2%	0%	6%	#VALUE!	3%	0%	1%	3%	6%	2%	1%	4%	2%	0%	3%	1%	1%	4%	13%	3%	8%	0%	0%	0%	8%	#VALUE!	1%	22%	#VALUE!	#VALUE!	#VALUE!	#VALUE!	0%	#VALUE!
Preparation Duplicates																																																	
1316773	Rock	3.56	<2	1.5	34.1	20.4	108	0.1	25.4	8.5	279	3.46	4	2.2	13.9	58	0.1	0.8	0.2	134	0.14	0.080	33.6	58	0.51	1477	0.323	6.36	0.384	3.15	1.1	15.2	66	2.0	14.4	12.3	0.8	2	13	10.2	<0.1	131.4	0.4	0.08	<0.005	2	<0.5	0.7	0.09
1316773	DUP		3	1.5	35.6	20.5	116	0.1	26.9	8.8	261	3.47	5	2.1	14.1	62	0.2	0.9	0.2	143	0.13	0.089	34.5	59	0.52	1539	0.327	6.41	0.372	3.15	1.2	15.8	68	2.2	16.6	13.4	0.8	2	13	10.8	<0.1	138.3	0.4	0.06	<0.005	<1	<0.5	0.8	0.09
Percent Difference			#VALUE!	0%	4%	0%	7%	0%	6%	3%	7%	0%	22%	5%	1%	7%	67%	12%	0%	6%	7%	11%	3%	2%	2%	4%	1%	1%	3%	0%	9%	4%	3%	10%	14%	9%	0%	0%	0%	6%	#VALUE!	5%	0%	29%	#VALUE!	#VALUE!	#VALUE!	13%	0%
1316807	Rock	3.42	3	1.7	33.8	17.0	135	0.2	28.2	7.2	306	2.83	13	2.6	9.6	125	0.4	8.0	<0.1	94	0.06	0.039	26.5	46	0.12	806	0.234	4.54	0.037	1.76	3.0	9.7	53	1.4	9.7	8.8	0.6	1	8	33.7	<0.1	54.8	0.3	0.07	<0.005	<1	<0.5	<0.5	0.38
1316807	DUP		3	1.8	35.2	17.7	148	0.2	28.3	7.0	310	2.90	13	2.6	9.4	132	0.2	8.5	<0.1	95	0.07	0.041	28.2	45	0.13	787	0.235	4.62	0.040	1.72	2.9	9.6	55	1.3	10.1	9.6	0.6	1	8	35.3	<0.1	58.9	0.2	<0.05	<0.005	<1	<0.5	<0.5	0.49
Percent Difference			0%	6%	4%	4%	9%	0%	0%	3%	1%	2%	0%	0%	2%	5%	67%	6%	#VALUE!	1%	15%	5%	6%	2%	8%	2%	0%	2%	8%	2%	3%	1%	4%	7%	4%	9%	0%	0%	0%	5%	#VALUE!	7%	40%	#VALUE!	#VALUE!	#VALUE!	#VALUE!	#VALUE!	25%
Reference Materials																																																	
STD DS11	STD																																																0.24
STD DS11	STD																																																0.24
Mean			#DIV/0!	#DIV/0!	#DIV/0!	#DIV/0!	#DIV/0!	#DIV/0!	#DIV/0!	#DIV/0!	#DIV/0!	#DIV/0!	#DIV/0!	#DIV/0!	#DIV/0!	#DIV/0!	#DIV/0!	#DIV/0!	#DIV/0!	#DIV/0!	#DIV/0!	#DIV/0!	#DIV/0!	#DIV/0!	#DIV/0!	#DIV/0!	#DIV/0!	#DIV/0!	#DIV/0!	#DIV/0!	#DIV/0!	#DIV/0!	#DIV/0!	#DIV/0!	#DIV/0!	#DIV/0!	#DIV/0!	#DIV/0!	#DIV/0!	#DIV/0!	#DIV/0!	#DIV/0!	#DIV/0!	#DIV/0!	#DIV/0!	#DIV/0!	#DIV/0!	#DIV/0!	0.2
Standard Deviation			0.00	0.00	0.00	0.00	0.00	0.00	0.00	0.00	0.00	0.00	0.00	0.00	0.00	0.00	0.00	0.00	0.00	0.00	0.00	0.00	0.00	0.00	0.00	0.00	0.00	0.00	0.00	0.00	0.00	0.00	0.00	0.00	0.00	0.00	0.00	0.00	0.00	0.00	0.00	0.00	0.00	0.00	0.00	0.00	0.00	0.00	0.00
%RSD			#DIV/0!	#DIV/0!	#DIV/0!	#DIV/0!	#DIV/0!	#DIV/0!	#DIV/0!	#DIV/0!	#DIV/0!	#DIV/0!	#DIV/0!	#DIV/0!	#DIV/0!	#DIV/0!	#DIV/0!	#DIV/0!	#DIV/0!	#DIV/0!	#DIV/0!	#DIV/0!	#DIV/0!	#DIV/0!	#DIV/0!	#DIV/0!	#DIV/0!	#DIV/0!	#DIV/0!	#DIV/0!	#DIV/0!	#DIV/0!	#DIV/0!	#DIV/0!	#DIV/0!	#DIV/0!	#DIV/0!	#DIV/0!	#DIV/0!	#DIV/0!	#DIV/0!	#DIV/0!	#DIV/0!	#DIV/0!	#DIV/0!	#DIV/0!	#DIV/0!	#DIV/0!	0%
STD OREAS25A-4A	STD			2.3	31.8	22.6	42	<0.1	43.8	6.9	451	6.39	9	2.7	13.2	42	<0.1	0.5	0.3	157	0.24	0.044	17.2	110	0.31	138	0.906	7.79	0.116	0.47	1.7	143.6	41	3.8	9.1	19.0	1.3	<1	11	33.4	<0.1	53.5	3.8	0.11	<0.005	3	<0.5	<0.5	
STD OREAS25A-4A	STD			2.1	31.4	23.0	44	<0.1	42.7	7.1	466	6.19	10	2.6	13.1	43	<0.1	0.5	0.3	158	0.24	0.045	16.4	109	0.29	130	0.882	7.96	0.116	0.43	1.5	139.3	40	3.5	8.3	17.7	1.3	<1	11	36.3	<0.1	53.8	3.8	0.09	<0.005	3	<0.5	<0.5	
Mean			#DIV/0!	2.2	31.6	22.8	43.0	#DIV/0!	43.3	7.0	458.5	6.3	9.5	2.7	13.2	42.5	#DIV/0!	0.5	0.3	157.5	0.2	0.0	16.8	109.5	0.3	134.0	0.9	7.9	0.1	0.5	1.6	141.5	40.5	3.7	8.7	18.4	1.3	#DIV/0!	11.0	34.9	#DIV/0!	53.7	3.8	0.1	#DIV/0!	3.0	#DIV/0!	#DIV/0!	#DIV/0!
Standard Deviation			0.00	0.14	0.28	0.28	1.41	0.00	0.78	0.14	10.61	0.14	0.71	0.07	0.07	0.71	0.00	0.00	0.00	0.71	0.00	0.00	0.57	0.71	0.01	5.66	0.02	0.12	0.00	0.03	0.14	3.04	0.71	0.21	0.57	0.92	0.00	0.00	0.00	2.05	0.00	0.21	0.00	0.01	0.00	0.00	0.00	0.00	0.00
%RSD			#DIV/0!	6%	1%	1%	3%	#DIV/0!	2%	2%	2%	2%	7%	3%	1%	2%	#DIV/0!	0%	0%	0%	0%	2%	3%	1%	5%	4%	2%	2%	0%	6%	9%	2%	2%	6%	7%	5%	0%	#DIV/0!	0%	6%	#DIV/0!	0%	0%	14%	#DIV/0!	0%	#DIV/0!	#DIV/0!	#DIV/0!
STD OREAS45E	STD			2.4	783.8	19.7	51	0.3	474.7	58.3	563	24.48	18	2.6	13.9	17	<0.1	1.0	0.3	338	0.07	0.034	12.4	1017	0.16	274	0.541	7.00	0.049	0.33	1.0	95.1	25	1.3	8.8	6.3	0.5	<1	90	7.4	<0.1	21.1	3.1	0.11	<0.005	3	<0.5	<0.5	
STD OREAS45E	STD			2.3	778.0	19.0	45	0.3	477.7	56.5	556	23.76	17	2.6	14.0	18	<0.1	1.1	0.3	345	0.06	0.031	12.1	971	0.16	254	0.528	6.71	0.054	0.33	1.1	95.9	26	1.3	8.3	6.1	0.5	<1	93	6.5	<0.1	23.1	2.9	0.17	<0.005	3	<0.5	<0.5	
Mean			#DIV/0!	2.4	780.9	19.4	48.0	0.3	476.2	57.4	559.5	24.1	17.5	2.6	14.0	17.5	#DIV/0!	1.1	0.3	341.5	0.1	0.0	12.3	994.0	0.2	264.0	0.5	6.9	0.1	0.3	1.1	95.5	25.5	1.3	8.6	6.2	0.5	#DIV/0!	91.5	7.0	#DIV/0!	22.1	3.0	0.1	#DIV/0!	3.0	#DIV/0!	#DIV/0!	#DIV/0!
Standard Deviation			0.00	0.07	4.10	0.49	4.24	0.00	2.12	1.27	4.95	0.51	0.71	0.00	0.07	0.71	0.00	0.07	0.00	4.95	0.01	0.00	0.21	32.53	0.00	14.14	0.01	0.21	0.00	0.00	0.07	0.57	0.71	0.00	0.35	0.14	0.00	0.00	2.12	0.64	0.00	1.41	0.14	0.04	0.00	0.00	0.00	0.00	0.00
%RSD			#DIV/0!	3%	1%	3%	9%	0%	0%	2%	1%	2%	4%	0%	1%	4%	#DIV/0!	7%	0%	1%	11%	7%	2%	3%	0%	5%	2%	3%	7%	0%	7%	1%	3%	0%	4%	2%	0%	#DIV/0!	2%	9%	#DIV/0!	6%	5%	30%	#DIV/0!	0%	#DIV/0!	#DIV/0!	#DIV/0!
STD OREAS45EA	STD																																																0.01
STD OREAS45EA	STD																																																<0.01
Mean			#DIV/0!	#DIV/0!	#DIV/0!	#DIV/0!	#DIV/0!	#DIV/0!	#DIV/0!	#DIV/0!	#DIV/0!	#DIV/0!	#DIV/0!	#DIV/0!	#DIV/0!	#DIV/0!	#DIV/0!	#DIV/0!	#DIV/0!	#DIV/0!	#DIV/0!	#DIV/0!	#DIV/0!	#DIV/0!	#DIV/0!	#DIV/0!	#DIV/0!	#DIV/0!	#DIV/0!	#DIV/0!	#DIV/0!	#DIV/0!	#DIV/0!	#DIV/0!	#DIV/0!	#DIV/0!	#DIV/0!	#DIV/0!	#DIV/0!	#DIV/0!	#DIV/0!	#DIV/0!	#DIV/0!	#DIV/0!	#DIV/0!	#DIV/0!	#DIV/0!	#DIV/0!	0.0
Standard Deviation			0.00	0.00	0.00	0.00	0.00	0.00	0.00	0.00	0.00	0.00	0.00	0.00	0.00	0.00	0.00	0.00	0.00	0.00	0.00	0.00	0.00	0.00	0.00	0.00	0.00	0.00	0.00	0.00	0.00	0.00	0.00	0.00	0.00	0.00	0.00	0.00	0.00	0.00	0.00	0.00	0.00	0.00	0.00	0.00	0.00	0.00	0.01
%RSD			#DIV/0!	#DIV/0!	#DIV/0!	#DIV/0!	#DIV/0!	#DIV/0!	#DIV/0!	#DIV/0!	#DIV/0!	#DIV/0!	#DIV/0!	#DIV/0!	#DIV/0!	#DIV/0!	#DIV/0!	#DIV/0!	#DIV/0!	#DIV/0!	#DIV/0!	#DIV/0!	#DIV/0!	#DIV/0!	#DIV/0!	#DIV/0!	#DIV/0!	#DIV/0!	#DIV/0!	#DIV/0!	#DIV/0!	#DIV/0!	#DIV/0!	#DIV/0!	#DIV/0!	#DIV/0!	#DIV/0!	#DIV/0!	#DIV/0!	#DIV/0!	#DIV/0!	#DIV/0!	#DIV/0!	#DIV/0!	#DIV/0!	#DIV/0!	#DIV/0!	#DIV/0!	71%
STD OXC145	STD		220																																														
STD OXC145	STD		212																																														
STD OXC145	STD		211																																														
Mean			214.3	#DIV/0!	#DIV/0!	#DIV/0!	#DIV/0!	#DIV/0!	#DIV/0!	#DIV/0!	#DIV/0!	#DIV/0!	#DIV/0!	#DIV/0!	#DIV/0!	#DIV/0!	#DIV/0!	#DIV/0!	#DIV/0!	#DIV/0!	#DIV/0!	#DIV/0!	#DIV/0!	#DIV/0!	#DIV/0!	#DIV/0!	#DIV/0!	#DIV/0!	#DIV/0!	#DIV/0!	#DIV/0!	#DIV/0!	#DIV/0!	#DIV/0!	#DIV/0!	#DIV/0!	#DIV/0!	#DIV/0!	#DIV/0!	#DIV/0!	#DIV/0!	#DIV/0!	#DIV/0!	#DIV/0!	#DIV/0!	#DIV/0!	#DIV/0!	#DIV/0!	#DIV/0!	#DIV/0!
Standard Deviation			4.93	0.00	0.00	0.00	0.00	0.00	0.00	0.00	0.00	0.00	0.00	0.00	0.00	0.00	0.00	0.00	0.00	0.00	0.00	0.00	0.00	0.00	0.00	0.00	0.00	0.00	0.00	0.00	0.00	0.00	0.00	0.00	0.00	0.00	0.00	0.00	0.00	0.00	0.00	0.00	0.00	0.00	0.00	0.00	0.00	0.00	0.00
%RSD			2%	#DIV/0!	#DIV/0!	#DIV/0!	#DIV/0!	#DIV/0!	#DIV/0!	#DIV/0!	#DIV/0!	#DIV/0!	#DIV/0!	#DIV/0!	#DIV/0!	#DIV/0!	#DIV/0!	#DIV/0!	#DIV/0!	#DIV/0!	#DIV/0!	#DIV/0!	#DIV/0!	#DIV/0!	#DIV/0!	#DIV/0!	#DIV/0!	#DIV/0!	#DIV/0!	#DIV/0!	#DIV/0!	#DIV/0!	#DIV/0!	#DIV/0!	#DIV/0!	#DIV/0!	#DIV/0!	#DIV/0!	#DIV/0!	#DIV/0!	#DIV/0!	#DIV/0!	#DIV/0!	#DIV/0!	#DIV/0!	#DIV/0!	#DIV/0!	#DIV/0!	#DIV/0!
STD OXH139	STD		1280																																														
STD OXH139	STD		1264																																														
STD OXH139	STD		1323																																														
Mean			1289.0	#DIV/0!	#DIV/0!	#DIV/0!	#DIV/0!	#DIV/0!	#DIV/0!	#DIV/0!	#DIV/0!	#DIV/0!	#DIV/0!	#DIV/0!	#DIV/0!	#DIV/0!	#DIV/0!	#DIV/0!	#DIV/0!	#DIV/0!	#DIV/0!	#DIV/0!	#DIV/0!	#DIV/0!	#DIV/0!	#DIV/0!	#DIV/0!	#DIV/0!	#DIV/0!	#DIV/0!	#DIV/0!	#DIV/0!	#DIV/0!	#DIV/0!	#DIV/0!	#DIV/0!	#DIV/0!	#DIV/0!	#DIV/0!	#DIV/0!	#DIV/0!	#DIV/0!	#DIV/0!	#DIV/0!	#DIV/0!	#DIV/0!	#DIV/0!	#DIV/0!	#DIV/0!	#DIV/0!
Standard Deviation			30.51	0.00	0.00	0.00	0.00	0.00	0.00	0.00	0.00	0.00	0.00	0.00	0.00	0.00	0.00	0.00	0.00	0.00	0.00	0.00	0.00	0.00	0.00	0.00	0.00	0.00	0.00	0.00	0.00	0.00	0.00	0.00	0.00	0.00	0.00	0.00	0.00	0.00	0.00	0.00	0.00	0.00	0.00	0.00	0.00	0.00	0.00
%RSD			2%	#DIV/0!	#DIV/0!	#DIV/0!	#DIV/0!	#DIV/0!	#DIV/0!	#DIV/0!	#DIV/0!	#DIV/0!	#DIV/0!	#DIV/0!	#DIV/0!	#DIV/0!	#DIV/0!	#DIV/0!	#DIV/0!	#DIV/0!	#DIV/0!	#DIV/0!	#DIV/0!	#DIV/0!	#DIV/0!	#DIV/0!	#DIV/0!	#DIV/0!	#DIV/0!	#DIV/0!	#DIV/0!	#DIV/0!	#DIV/0!	#DIV/0!	#DIV/0!	#DIV/0!	#DIV/0!	#DIV/0!	#DIV/0!	#DIV/0!	#DIV/0!	#DIV/0!	#DIV/0!	#DIV/0!	#DIV/0!	#DIV/0!	#DIV/0!	#DIV/0!	#DIV/0!
BLK	BLK																																																<0.01
BLK	BLK																																																<0.01
BLK	BLK		<2																																														
BLK	BLK		<2																																														
BLK	BLK		<2																																														
BLK	BLK		<2																																														
BLK	BLK		<2																																														
BLK	BLK		<2																																														
BLK	BLK			<0.1	0.1	<0.1	<1	<0.1	<0.1	<0.2	<1	<0.01	<1	<0.1	<0.1	<1	<0.1	<0.1	<0.1	<1	<0.01	0.002	<0.1	<1	<0.01	<1	<0.001	<0.01	0.002	<0.01	<0.1	<0.1	<1	<0.1	<0.1	<0.1	<0.1	<1	<1	<0.1	<0.1	0.2	<0.1	<0.05	<0.005	<1	<0.5	<0.5	
BLK	BLK			<0.1	0.1	<0.1	1	<0.1	0.4	<0.2	<1	<0.01	<1	<0.1	<0.1	<1	<0.1	<0.1	<0.1	<1	<0.01	<0.001	<0.1	<1	<0.01	<1	<0.001	<0.01	0.002	<0.01	<0.1	<0.1	<1	<0.1	<0.1	<0.1	<0.1	<1	<1	<0.1	<0.1	<0.1	<0.1	<0.05	<0.005	<1	<0.5	<0.5	
Mean			#DIV/0!	#DIV/0!	0.1	#DIV/0!	1.0	#DIV/0!	0.4	#DIV/0!	#DIV/0!	#DIV/0!	#DIV/0!	#DIV/0!	#DIV/0!	#DIV/0!	#DIV/0!	#DIV/0!	#DIV/0!	#DIV/0!	#DIV/0!	0.0	#DIV/0!	#DIV/0!	#DIV/0!	#DIV/0!	#DIV/0!	#DIV/0!	0.0	#DIV/0!	#DIV/0!	#DIV/0!	#DIV/0!	#DIV/0!	#DIV/0!	#DIV/0!	#DIV/0!	#DIV/0!	#DIV/0!	#DIV/0!	#DIV/0!	0.2	#DIV/0!	#DIV/0!	#DIV/0!	#DIV/0!	#DIV/0!	#DIV/0!	#DIV/0!
Standard Deviation			0.00	0.00	0.04	0.00	0.32	0.00	0.13	0.00	0.00	0.00	0.00	0.00	0.00	0.00	0.00	0.00	0.00	0.00	0.00	0.00	0.00	0.00	0.00	0.00	0.00	0.00	0.00	0.00	0.00	0.00	0.00	0.00	0.00	0.00	0.00	0.00	0.00	0.00	0.00	0.06	0.00	0.00	0.00	0.00	0.00	0.00	0.00
%RSD			#DIV/0!	#DIV/0!	42%	#DIV/0!	32%	#DIV/0!	32%	#DIV/0!	#DIV/0!	#DIV/0!	#DIV/0!	#DIV/0!	#DIV/0!	#DIV/0!	#DIV/0!	#DIV/0!	#DIV/0!	#DIV/0!	#DIV/0!	32%	#DIV/0!	#DIV/0!	#DIV/0!	#DIV/0!	#DIV/0!	#DIV/0!	42%	#DIV/0!	#DIV/0!	#DIV/0!	#DIV/0!	#DIV/0!	#DIV/0!	#DIV/0!	#DIV/0!	#DIV/0!	#DIV/0!	#DIV/0!	#DIV/0!	32%	#DIV/0!	#DIV/0!	#DIV/0!	#DIV/0!	#DIV/0!	#DIV/0!	#DIV/0!
Prep Wash																																																	
ROCK-WHI	Prep Blanl		<2	1.4	4.0	3.1	44	<0.1	1.0	3.7	715	2.17	2	1.2	2.9	187	<0.1	0.1	<0.1	31	1.43	0.041	13.6	3	0.55	844	0.208	6.69	3.425	1.63	0.3	56.2	26	0.9	16.8	5.5	0.4	1	7	2.8	<0.1	34.7	2.0	<0.05	<0.005	<1	<0.5	<0.5	<0.01
ROCK-WHI	Prep Blanl		<2	1.5	3.5	2.7	42	<0.1	1.9	4.2	687	2.21	2	1.2	2.9	192	<0.1	0.1	<0.1	34	1.43	0.038	13.2	6	0.58	791	0.208	6.65	3.470	1.49	0.3	55.5	24	0.9	16.0	5.7	0.4	1	7	2.5	<0.1	31.4	1.8	<0.05	<0.005	<1	<0.5	<0.5	<0.01
Percent Difference			#VALUE!	7%	13%	14%	5%	#VALUE!	62%	13%	4%	2%	0%	0%	0%	3%	#VALUE!	0%	#VALUE!	9%	0%	8%	3%	67%	5%	6%	0%	1%	1%	9%	0%	1%	8%	0%	5%	4%	0%	0%	0%	11%	#VALUE!	10%	11%	#VALUE!	#VALUE!	#VALUE!	#VALUE!	#VALUE!	#VALUE!

Bureau Veritas Commodities Canada Ltd. **Final Report**

Client: Goldstrike Resources Ltd.
File Created: 17-Oct-2018
Job Number: WHI18000671
Number of Samples: 40
Project: LUC
Shipment ID: LSTR-18-06
P.O. Number:
Received: 17-Aug-2018

Sample	Type	WGHT	FA350	MA200	MA200	MA200	MA200	MA200	MA200	MA200	MA200	MA200	MA200	MA200
Analyte		Wgt	Au	Mo	Cu	Pb	Zn	Ag	Ni	Co	Mn	Fe	As	U
Unit		KG	PPB	PPM	PPM	PPM	PPM	PPM	PPM	PPM	PPM	%	PPM	PPM
MDL		0.01	2	0.1	0.1	0.1	1	0.1	0.1	0.2	1	0.01	1	0.1
Pulp Duplicates														
1316851	Rock	2.85	5	1.0	16.1	11.7	41	<0.1	10.8	3.8	210	2.18	14	2.7
1316851	REP													
Percent Difference			#VALUE!	#VALUE!	#VALUE!	#VALUE!	#VALUE!	#VALUE!	#VALUE!	#VALUE!	#VALUE!	#VALUE!	#VALUE!	#VALUE!
1316884	Rock	4.38	39	0.7	13.5	12.7	27	0.1	6.5	2.4	127	1.53	6	6.7
1316884	REP													
Percent Difference			#VALUE!	#VALUE!	#VALUE!	#VALUE!	#VALUE!	#VALUE!	#VALUE!	#VALUE!	#VALUE!	#VALUE!	#VALUE!	#VALUE!
1316888	Rock	4.07	7	0.6	21.2	11.8	40	0.1	11.2	3.8	117	1.68	9	2.0
1316888	REP		7											
Percent Difference			0%	#VALUE!	#VALUE!	#VALUE!	#VALUE!	#VALUE!	#VALUE!	#VALUE!	#VALUE!	#VALUE!	#VALUE!	#VALUE!
1316856	Rock	3.77	3	1.1	19.1	12.7	50	0.2	14.5	5.2	164	2.39	20	2.6
1316856	REP		4											
Percent Difference			29%	#VALUE!	#VALUE!	#VALUE!	#VALUE!	#VALUE!	#VALUE!	#VALUE!	#VALUE!	#VALUE!	#VALUE!	#VALUE!
1316860	Rock	4.26	6	0.8	33.8	13.5	103	0.2	39.8	10.6	302	2.83	3	2.6
1316860	REP			1.0	35.2	14.0	111	0.2	42.9	12.0	318	2.93	4	2.6
Percent Difference			#VALUE!	22%	4%	4%	7%	0%	7%	12%	5%	3%	29%	0%
Preparation Duplicates														
1316867	Rock	3.27	9	1.7	51.4	17.7	152	0.2	46.0	13.9	414	4.68	7	3.8
1316867	DUP		8	1.6	50.2	18.1	150	0.2	43.5	14.1	419	4.69	7	4.2
Percent Difference			12%	6%	2%	2%	1%	0%	6%	1%	1%	0%	0%	10%
Reference Materials														
STD DS11	STD													
STD DS11	STD													
Mean			#DIV/0!	#DIV/0!	#DIV/0!	#DIV/0!	#DIV/0!	#DIV/0!	#DIV/0!	#DIV/0!	#DIV/0!	#DIV/0!	#DIV/0!	#DIV/0!
Standard Deviation			0.00	0.00	0.00	0.00	0.00	0.00	0.00	0.00	0.00	0.00	0.00	0.00
%RSD			#DIV/0!	#DIV/0!	#DIV/0!	#DIV/0!	#DIV/0!	#DIV/0!	#DIV/0!	#DIV/0!	#DIV/0!	#DIV/0!	#DIV/0!	#DIV/0!
STD OREAS25A-4A	STD			2.4	30.8	24.3	43	<0.1	45.7	7.7	518	6.71	8	2.6
STD OREAS25A-4A	STD			2.3	32.5	23.9	45	<0.1	42.9	7.2	492	6.40	10	2.6
Mean			#DIV/0!	2.4	31.7	24.1	44.0	#DIV/0!	44.3	7.5	505.0	6.6	9.0	2.6
Standard Deviation			0.00	0.07	1.20	0.28	1.41	0.00	1.98	0.35	18.38	0.22	1.41	0.00
%RSD			#DIV/0!	3%	4%	1%	3%	#DIV/0!	4%	5%	4%	3%	16%	0%
STD OREAS45E	STD			2.4	783.2	18.8	47	0.3	466.6	61.9	593	24.86	17	2.4
STD OREAS45E	STD			2.2	768.9	18.0	46	0.3	475.2	57.8	576	23.88	18	2.4
Mean			#DIV/0!	2.3	776.1	18.4	46.5	0.3	470.9	59.9	584.5	24.4	17.5	2.4
Standard Deviation			0.00	0.14	10.11	0.57	0.71	0.00	6.08	2.90	12.02	0.69	0.71	0.00
%RSD			#DIV/0!	6%	1%	3%	2%	0%	1%	5%	2%	3%	4%	0%
STD OREAS45EA	STD													
STD OREAS45EA	STD													
Mean			#DIV/0!	#DIV/0!	#DIV/0!	#DIV/0!	#DIV/0!	#DIV/0!	#DIV/0!	#DIV/0!	#DIV/0!	#DIV/0!	#DIV/0!	#DIV/0!
Standard Deviation			0.00	0.00	0.00	0.00	0.00	0.00	0.00	0.00	0.00	0.00	0.00	0.00
%RSD			#DIV/0!	#DIV/0!	#DIV/0!	#DIV/0!	#DIV/0!	#DIV/0!	#DIV/0!	#DIV/0!	#DIV/0!	#DIV/0!	#DIV/0!	#DIV/0!
STD OXC145	STD		217											
STD OXC145	STD		220											
Mean			218.5	#DIV/0!	#DIV/0!	#DIV/0!	#DIV/0!	#DIV/0!	#DIV/0!	#DIV/0!	#DIV/0!	#DIV/0!	#DIV/0!	#DIV/0!
Standard Deviation			2.12	0.00	0.00	0.00	0.00	0.00	0.00	0.00	0.00	0.00	0.00	0.00
%RSD			1%	#DIV/0!	#DIV/0!	#DIV/0!	#DIV/0!	#DIV/0!	#DIV/0!	#DIV/0!	#DIV/0!	#DIV/0!	#DIV/0!	#DIV/0!
STD OXH139	STD		1302											
STD OXH139	STD		1280											
Mean			1291.0	#DIV/0!	#DIV/0!	#DIV/0!	#DIV/0!	#DIV/0!	#DIV/0!	#DIV/0!	#DIV/0!	#DIV/0!	#DIV/0!	#DIV/0!
Standard Deviation			15.56	0.00	0.00	0.00	0.00	0.00	0.00	0.00	0.00	0.00	0.00	0.00
%RSD			1%	#DIV/0!	#DIV/0!	#DIV/0!	#DIV/0!	#DIV/0!	#DIV/0!	#DIV/0!	#DIV/0!	#DIV/0!	#DIV/0!	#DIV/0!
BLK	BLK													
BLK	BLK													
BLK	BLK		<2											
BLK	BLK		4											
BLK	BLK		<2											
BLK	BLK		<2											
BLK	BLK			<0.1	<0.1	<0.1	<1	<0.1	<0.1	<0.2	<1	<0.01	<1	<0.1
BLK	BLK			<0.1	0.3	<0.1	<1	<0.1	<0.1	<0.2	<1	<0.01	1	<0.1
Mean			4.0	#DIV/0!	0.3	#DIV/0!	#DIV/0!	#DIV/0!	#DIV/0!	#DIV/0!	#DIV/0!	#DIV/0!	1.0	#DIV/0!
Standard Deviation			1.41	0.00	0.11	0.00	0.00	0.00	0.00	0.00	0.00	0.00	0.35	0.00
%RSD			35%	#DIV/0!	35%	#DIV/0!	#DIV/0!	#DIV/0!	#DIV/0!	#DIV/0!	#DIV/0!	#DIV/0!	35%	#DIV/0!
Prep Wash														
ROCK-WHI	Prep Blanl		<2	1.3	3.7	2.5	38	<0.1	1.2	4.1	666	2.02	2	1.3
ROCK-WHI	Prep Blanl		<2	1.4	4.4	2.8	41	<0.1	1.2	3.9	737	2.14	2	1.3
Percent Difference			#VALUE!	7%	17%	11%	8%	#VALUE!	0%	5%	10%	6%	0%	0%

Sample	Type	MA200	MA200	MA200	MA200	MA200	MA200	MA200	MA200	MA200	MA200	MA200	MA200	MA200	MA200	MA200	MA200	MA200	MA200
Analyte		Th	Sr	Cd	Sb	Bi	V	Ca	P	La	Cr	Mg	Ba	Ti	Al	Na	K	W	Zr
Unit		PPM	PPM	PPM	PPM	PPM	PPM	%	%	PPM	PPM	%	PPM	%	%	%	%	PPM	PPM
MDL		0.1	1	0.1	0.1	0.1	1	0.01	0.001	0.1	1	0.01	1	0.001	0.01	0.001	0.01	0.1	0.1
Pulp Duplicates																			
1316851	Rock	9.9	69	<0.1	1.1	0.2	56	0.04	0.031	26.7	18	0.11	1057	0.198	5.14	0.221	1.78	1.2	18.9
1316851	REP																		
Percent Difference		#VALUE!	#VALUE!	#VALUE!	#VALUE!	#VALUE!	#VALUE!	#VALUE!	#VALUE!	#VALUE!	#VALUE!	#VALUE!	#VALUE!	#VALUE!	#VALUE!	#VALUE!	#VALUE!	#VALUE!	#VALUE!
1316884	Rock	2.5	19	0.1	1.3	0.5	20	<0.01	0.023	7.2	4	0.20	1448	0.035	4.73	0.058	2.34	1.8	10.7
1316884	REP																		
Percent Difference		#VALUE!	#VALUE!	#VALUE!	#VALUE!	#VALUE!	#VALUE!	#VALUE!	#VALUE!	#VALUE!	#VALUE!	#VALUE!	#VALUE!	#VALUE!	#VALUE!	#VALUE!	#VALUE!	#VALUE!	#VALUE!
1316888	Rock	6.6	42	<0.1	0.4	<0.1	73	0.02	0.032	18.7	24	0.21	1469	0.196	4.59	0.063	2.09	0.7	12.5
1316888	REP																		
Percent Difference		#VALUE!	#VALUE!	#VALUE!	#VALUE!	#VALUE!	#VALUE!	#VALUE!	#VALUE!	#VALUE!	#VALUE!	#VALUE!	#VALUE!	#VALUE!	#VALUE!	#VALUE!	#VALUE!	#VALUE!	#VALUE!
1316856	Rock	8.5	45	0.1	5.8	0.1	72	0.02	0.043	25.3	28	0.14	934	0.205	4.84	0.051	2.22	2.8	19.6
1316856	REP																		
Percent Difference		#VALUE!	#VALUE!	#VALUE!	#VALUE!	#VALUE!	#VALUE!	#VALUE!	#VALUE!	#VALUE!	#VALUE!	#VALUE!	#VALUE!	#VALUE!	#VALUE!	#VALUE!	#VALUE!	#VALUE!	#VALUE!
1316860	Rock	7.2	53	0.2	0.4	0.1	77	0.25	0.056	22.3	34	0.32	1098	0.220	5.16	0.389	2.04	0.9	12.8
1316860	REP	7.8	54	0.2	0.4	0.1	78	0.27	0.055	23.8	32	0.33	1143	0.224	5.49	0.410	2.10	1.0	13.8
Percent Difference		8%	2%	0%	0%	0%	1%	8%	2%	7%	6%	3%	4%	2%	6%	5%	3%	11%	8%
Preparation Duplicates																			
1316867	Rock	15.3	63	0.3	0.5	0.1	141	0.14	0.082	44.5	64	0.53	1740	0.384	7.05	0.244	2.73	1.1	20.2
1316867	DUP	15.4	63	0.2	0.5	0.1	141	0.14	0.084	45.2	65	0.53	1854	0.385	7.16	0.248	2.99	1.0	19.5
Percent Difference		1%	0%	40%	0%	0%	0%	0%	2%	2%	2%	0%	6%	0%	2%	2%	9%	10%	4%
Reference Materials																			
STD DS11	STD																		
STD DS11	STD																		
Mean		#DIV/0!	#DIV/0!	#DIV/0!	#DIV/0!	#DIV/0!	#DIV/0!	#DIV/0!	#DIV/0!	#DIV/0!	#DIV/0!	#DIV/0!	#DIV/0!	#DIV/0!	#DIV/0!	#DIV/0!	#DIV/0!	#DIV/0!	#DIV/0!
Standard Deviation		0.00	0.00	0.00	0.00	0.00	0.00	0.00	0.00	0.00	0.00	0.00	0.00	0.00	0.00	0.00	0.00	0.00	0.00
%RSD		#DIV/0!	#DIV/0!	#DIV/0!	#DIV/0!	#DIV/0!	#DIV/0!	#DIV/0!	#DIV/0!	#DIV/0!	#DIV/0!	#DIV/0!	#DIV/0!	#DIV/0!	#DIV/0!	#DIV/0!	#DIV/0!	#DIV/0!	#DIV/0!
STD OREAS25A-4A	STD	14.6	52	<0.1	0.6	0.4	163	0.30	0.044	21.0	117	0.32	153	0.940	8.87	0.123	0.49	2.0	153.5
STD OREAS25A-4A	STD	15.5	50	<0.1	0.7	0.5	155	0.30	0.047	22.5	111	0.31	149	0.883	8.95	0.114	0.48	1.7	146.6
Mean		15.1	51.0	#DIV/0!	0.7	0.5	159.0	0.3	0.0	21.8	114.0	0.3	151.0	0.9	8.9	0.1	0.5	1.9	150.1
Standard Deviation		0.64	1.41	0.00	0.07	0.07	5.66	0.00	0.00	1.06	4.24	0.01	2.83	0.04	0.06	0.01	0.01	0.21	4.88
%RSD		4%	3%	#DIV/0!	11%	16%	4%	0%	5%	5%	4%	2%	2%	4%	1%	5%	1%	11%	3%
STD OREAS45E	STD	13.2	17	<0.1	1.0	0.3	326	0.07	0.029	10.7	1017	0.15	251	0.533	6.82	0.056	0.34	1.0	91.2
STD OREAS45E	STD	13.0	17	<0.1	1.2	0.3	321	0.07	0.032	11.1	971	0.15	251	0.499	6.88	0.057	0.33	1.0	89.0
Mean		13.1	17.0	#DIV/0!	1.1	0.3	323.5	0.1	0.0	10.9	994.0	0.2	251.0	0.5	6.9	0.1	0.3	1.0	90.1
Standard Deviation		0.14	0.00	0.00	0.14	0.00	3.54	0.00	0.00	0.28	32.53	0.00	0.00	0.02	0.04	0.00	0.01	0.00	1.56
%RSD		1%	0%	#DIV/0!	13%	0%	1%	0%	7%	3%	3%	0%	0%	5%	1%	1%	2%	0%	2%
STD OREAS45EA	STD																		
STD OREAS45EA	STD																		
Mean		#DIV/0!	#DIV/0!	#DIV/0!	#DIV/0!	#DIV/0!	#DIV/0!	#DIV/0!	#DIV/0!	#DIV/0!	#DIV/0!	#DIV/0!	#DIV/0!	#DIV/0!	#DIV/0!	#DIV/0!	#DIV/0!	#DIV/0!	#DIV/0!
Standard Deviation		0.00	0.00	0.00	0.00	0.00	0.00	0.00	0.00	0.00	0.00	0.00	0.00	0.00	0.00	0.00	0.00	0.00	0.00
%RSD		#DIV/0!	#DIV/0!	#DIV/0!	#DIV/0!	#DIV/0!	#DIV/0!	#DIV/0!	#DIV/0!	#DIV/0!	#DIV/0!	#DIV/0!	#DIV/0!	#DIV/0!	#DIV/0!	#DIV/0!	#DIV/0!	#DIV/0!	#DIV/0!
STD OXC145	STD																		
STD OXC145	STD																		
Mean		#DIV/0!	#DIV/0!	#DIV/0!	#DIV/0!	#DIV/0!	#DIV/0!	#DIV/0!	#DIV/0!	#DIV/0!	#DIV/0!	#DIV/0!	#DIV/0!	#DIV/0!	#DIV/0!	#DIV/0!	#DIV/0!	#DIV/0!	#DIV/0!
Standard Deviation		0.00	0.00	0.00	0.00	0.00	0.00	0.00	0.00	0.00	0.00	0.00	0.00	0.00	0.00	0.00	0.00	0.00	0.00
%RSD		#DIV/0!	#DIV/0!	#DIV/0!	#DIV/0!	#DIV/0!	#DIV/0!	#DIV/0!	#DIV/0!	#DIV/0!	#DIV/0!	#DIV/0!	#DIV/0!	#DIV/0!	#DIV/0!	#DIV/0!	#DIV/0!	#DIV/0!	#DIV/0!
STD OXH139	STD																		
STD OXH139	STD																		
Mean		#DIV/0!	#DIV/0!	#DIV/0!	#DIV/0!	#DIV/0!	#DIV/0!	#DIV/0!	#DIV/0!	#DIV/0!	#DIV/0!	#DIV/0!	#DIV/0!	#DIV/0!	#DIV/0!	#DIV/0!	#DIV/0!	#DIV/0!	#DIV/0!
Standard Deviation		0.00	0.00	0.00	0.00	0.00	0.00	0.00	0.00	0.00	0.00	0.00	0.00	0.00	0.00	0.00	0.00	0.00	0.00
%RSD		#DIV/0!	#DIV/0!	#DIV/0!	#DIV/0!	#DIV/0!	#DIV/0!	#DIV/0!	#DIV/0!	#DIV/0!	#DIV/0!	#DIV/0!	#DIV/0!	#DIV/0!	#DIV/0!	#DIV/0!	#DIV/0!	#DIV/0!	#DIV/0!
BLK	BLK																		
BLK	BLK																		
BLK	BLK																		
BLK	BLK																		
BLK	BLK																		
BLK	BLK																		
BLK	BLK	<0.1	<1	<0.1	<0.1	<0.1	<1	<0.01	<0.001	<0.1	<1	<0.01	<1	<0.001	<0.01	0.005	<0.01	<0.1	<0.1
BLK	BLK	<0.1	<1	<0.1	<0.1	<0.1	<1	<0.01	<0.001	<0.1	<1	<0.01	<1	<0.001	<0.01	<0.001	<0.01	<0.1	<0.1
Mean		#DIV/0!	#DIV/0!	#DIV/0!	#DIV/0!	#DIV/0!	#DIV/0!	#DIV/0!	#DIV/0!	#DIV/0!	#DIV/0!	#DIV/0!	#DIV/0!	#DIV/0!	#DIV/0!	0.0	#DIV/0!	#DIV/0!	#DIV/0!
Standard Deviation		0.00	0.00	0.00	0.00	0.00	0.00	0.00	0.00	0.00	0.00	0.00	0.00	0.00	0.00	0.00	0.00	0.00	0.00
%RSD		#DIV/0!	#DIV/0!	#DIV/0!	#DIV/0!	#DIV/0!	#DIV/0!	#DIV/0!	#DIV/0!	#DIV/0!	#DIV/0!	#DIV/0!	#DIV/0!	#DIV/0!	#DIV/0!	35%	#DIV/0!	#DIV/0!	#DIV/0!
Prep Wash																			
ROCK-WHI	Prep Blanl	2.8	183	0.1	0.2	<0.1	32	1.36	0.035	13.5	2	0.54	780	0.189	6.74	3.388	1.59	0.3	51.1
ROCK-WHI	Prep Blanl	3.1	199	<0.1	0.3	<0.1	34	1.46	0.039	15.1	3	0.57	840	0.201	7.17	3.452	1.63	0.3	55.5
Percent Difference		10%	8%	#VALUE!	40%	#VALUE!	6%	7%	11%	11%	40%	5%	7%	6%	6%	2%	2%	0%	8%

Sample	Type	MA200	MA200	MA200	MA200	MA200	MA200	MA200	MA200	MA200	MA200	MA200	MA200	MA200	MA200	MA200	MA200	AQ200
Analyte		Ce	Sn	Y	Nb	Ta	Be	Sc	Li	S	Rb	Hf	In	Re	Se	Te	Tl	Hg
Unit		PPM	PPM	PPM	PPM	PPM	PPM	PPM	PPM	%	PPM	PPM	PPM	PPM	PPM	PPM	PPM	PPM
MDL		1	0.1	0.1	0.1	0.1	1	1	0.1	0.1	0.1	0.1	0.05	0.005	1	0.5	0.5	0.01
Pulp Duplicates																		
1316851	Rock	53	2.3	9.1	7.6	0.6	<1	7	10.4	<0.1	57.3	0.5	<0.05	0.005	<1	<0.5	<0.5	0.03
1316851	REP																	0.03
Percent Difference		#VALUE!	#VALUE!	#VALUE!	#VALUE!	#VALUE!	#VALUE!	#VALUE!	#VALUE!	#VALUE!	#VALUE!	#VALUE!	#VALUE!	#VALUE!	#VALUE!	#VALUE!	#VALUE!	0%
1316884	Rock	15	2.1	4.8	2.5	0.4	1	2	6.9	<0.1	64.5	0.4	<0.05	<0.005	<1	<0.5	<0.5	0.03
1316884	REP																	0.03
Percent Difference		#VALUE!	#VALUE!	#VALUE!	#VALUE!	#VALUE!	#VALUE!	#VALUE!	#VALUE!	#VALUE!	#VALUE!	#VALUE!	#VALUE!	#VALUE!	#VALUE!	#VALUE!	#VALUE!	0%
1316888	Rock	39	1.7	10.7	7.4	0.6	<1	7	7.5	<0.1	81.8	0.3	<0.05	<0.005	<1	<0.5	0.5	0.10
1316888	REP																	
Percent Difference		#VALUE!	#VALUE!	#VALUE!	#VALUE!	#VALUE!	#VALUE!	#VALUE!	#VALUE!	#VALUE!	#VALUE!	#VALUE!	#VALUE!	#VALUE!	#VALUE!	#VALUE!	#VALUE!	#VALUE!
1316856	Rock	50	1.7	9.9	7.7	0.6	1	7	11.5	<0.1	69.0	0.6	<0.05	<0.005	<1	<0.5	<0.5	0.06
1316856	REP																	
Percent Difference		#VALUE!	#VALUE!	#VALUE!	#VALUE!	#VALUE!	#VALUE!	#VALUE!	#VALUE!	#VALUE!	#VALUE!	#VALUE!	#VALUE!	#VALUE!	#VALUE!	#VALUE!	#VALUE!	#VALUE!
1316860	Rock	46	1.5	15.7	7.9	0.6	2	7	8.8	<0.1	87.1	0.3	<0.05	<0.005	<1	<0.5	<0.5	0.02
1316860	REP	49	1.6	16.4	8.2	0.6	2	7	9.7	<0.1	86.9	0.4	<0.05	<0.005	<1	<0.5	<0.5	
Percent Difference		6%	6%	4%	4%	0%	0%	0%	10%	#VALUE!	0%	29%	#VALUE!	#VALUE!	#VALUE!	#VALUE!	#VALUE!	#VALUE!
Preparation Duplicates																		
1316867	Rock	86	1.8	23.0	13.9	0.8	3	12	13.1	<0.1	130.6	0.5	0.09	<0.005	1	<0.5	0.6	0.02
1316867	DUP	90	1.6	23.8	14.1	0.9	<1	12	14.6	<0.1	126.2	0.6	0.07	<0.005	<1	<0.5	0.7	0.02
Percent Difference		5%	12%	3%	1%	12%	#VALUE!	0%	11%	#VALUE!	3%	18%	25%	#VALUE!	#VALUE!	#VALUE!	15%	0%
Reference Materials																		
STD DS11	STD																	0.26
STD DS11	STD																	0.22
Mean		#DIV/0!	#DIV/0!	#DIV/0!	#DIV/0!	#DIV/0!	#DIV/0!	#DIV/0!	#DIV/0!	#DIV/0!	#DIV/0!	#DIV/0!	#DIV/0!	#DIV/0!	#DIV/0!	#DIV/0!	#DIV/0!	0.2
Standard Deviation		0.00	0.00	0.00	0.00	0.00	0.00	0.00	0.00	0.00	0.00	0.00	0.00	0.00	0.00	0.00	0.00	0.03
%RSD		#DIV/0!	#DIV/0!	#DIV/0!	#DIV/0!	#DIV/0!	#DIV/0!	#DIV/0!	#DIV/0!	#DIV/0!	#DIV/0!	#DIV/0!	#DIV/0!	#DIV/0!	#DIV/0!	#DIV/0!	#DIV/0!	12%
STD OREAS25A-4A	STD	50	4.0	10.6	19.4	1.5	<1	12	35.6	<0.1	59.4	4.4	0.08	<0.005	2	<0.5	<0.5	
STD OREAS25A-4A	STD	49	4.0	10.5	18.5	1.4	1	12	35.6	<0.1	57.0	3.7	<0.05	<0.005	<1	<0.5	<0.5	
Mean		49.5	4.0	10.6	19.0	1.5	1.0	12.0	35.6	#DIV/0!	58.2	4.1	0.1	#DIV/0!	2.0	#DIV/0!	#DIV/0!	#DIV/0!
Standard Deviation		0.71	0.00	0.07	0.64	0.07	0.71	0.00	0.00	0.00	1.70	0.49	0.06	0.00	1.41	0.00	0.00	0.00
%RSD		1%	0%	1%	3%	5%	71%	0%	0%	#DIV/0!	3%	12%	71%	#DIV/0!	71%	#DIV/0!	#DIV/0!	#DIV/0!
STD OREAS45E	STD	24	1.3	7.1	6.0	0.5	<1	91	5.4	<0.1	20.7	3.1	0.10	<0.005	3	<0.5	<0.5	
STD OREAS45E	STD	25	1.3	7.6	5.8	0.5	<1	89	7.1	<0.1	20.0	2.7	0.09	<0.005	3	<0.5	<0.5	
Mean		24.5	1.3	7.4	5.9	0.5	#DIV/0!	90.0	6.3	#DIV/0!	20.4	2.9	0.1	#DIV/0!	3.0	#DIV/0!	#DIV/0!	#DIV/0!
Standard Deviation		0.71	0.00	0.35	0.14	0.00	0.00	1.41	1.20	0.00	0.49	0.28	0.01	0.00	0.00	0.00	0.00	0.00
%RSD		3%	0%	5%	2%	0%	#DIV/0!	2%	19%	#DIV/0!	2%	10%	7%	#DIV/0!	0%	#DIV/0!	#DIV/0!	#DIV/0!
STD OREAS45EA	STD																	<0.01
STD OREAS45EA	STD																	0.01
Mean		#DIV/0!	#DIV/0!	#DIV/0!	#DIV/0!	#DIV/0!	#DIV/0!	#DIV/0!	#DIV/0!	#DIV/0!	#DIV/0!	#DIV/0!	#DIV/0!	#DIV/0!	#DIV/0!	#DIV/0!	#DIV/0!	0.0
Standard Deviation		0.00	0.00	0.00	0.00	0.00	0.00	0.00	0.00	0.00	0.00	0.00	0.00	0.00	0.00	0.00	0.00	0.01
%RSD		#DIV/0!	#DIV/0!	#DIV/0!	#DIV/0!	#DIV/0!	#DIV/0!	#DIV/0!	#DIV/0!	#DIV/0!	#DIV/0!	#DIV/0!	#DIV/0!	#DIV/0!	#DIV/0!	#DIV/0!	#DIV/0!	71%
STD OXC145	STD																	
STD OXC145	STD																	
Mean		#DIV/0!	#DIV/0!	#DIV/0!	#DIV/0!	#DIV/0!	#DIV/0!	#DIV/0!	#DIV/0!	#DIV/0!	#DIV/0!	#DIV/0!	#DIV/0!	#DIV/0!	#DIV/0!	#DIV/0!	#DIV/0!	#DIV/0!
Standard Deviation		0.00	0.00	0.00	0.00	0.00	0.00	0.00	0.00	0.00	0.00	0.00	0.00	0.00	0.00	0.00	0.00	0.00
%RSD		#DIV/0!	#DIV/0!	#DIV/0!	#DIV/0!	#DIV/0!	#DIV/0!	#DIV/0!	#DIV/0!	#DIV/0!	#DIV/0!	#DIV/0!	#DIV/0!	#DIV/0!	#DIV/0!	#DIV/0!	#DIV/0!	#DIV/0!
STD OXH139	STD																	
STD OXH139	STD																	
Mean		#DIV/0!	#DIV/0!	#DIV/0!	#DIV/0!	#DIV/0!	#DIV/0!	#DIV/0!	#DIV/0!	#DIV/0!	#DIV/0!	#DIV/0!	#DIV/0!	#DIV/0!	#DIV/0!	#DIV/0!	#DIV/0!	#DIV/0!
Standard Deviation		0.00	0.00	0.00	0.00	0.00	0.00	0.00	0.00	0.00	0.00	0.00	0.00	0.00	0.00	0.00	0.00	0.00
%RSD		#DIV/0!	#DIV/0!	#DIV/0!	#DIV/0!	#DIV/0!	#DIV/0!	#DIV/0!	#DIV/0!	#DIV/0!	#DIV/0!	#DIV/0!	#DIV/0!	#DIV/0!	#DIV/0!	#DIV/0!	#DIV/0!	#DIV/0!
BLK	BLK																	<0.01
BLK	BLK																	<0.01
BLK	BLK																	
BLK	BLK																	
BLK	BLK																	
BLK	BLK																	
BLK	BLK	<1	<0.1	<0.1	<0.1	<0.1	<1	<1	<0.1	<0.1	<0.1	<0.1	<0.05	<0.005	<1	<0.5	<0.5	
BLK	BLK	<1	<0.1	<0.1	<0.1	<0.1	<1	<1	<0.1	<0.1	<0.1	<0.1	<0.05	<0.005	1	<0.5	<0.5	
Mean		#DIV/0!	#DIV/0!	#DIV/0!	#DIV/0!	#DIV/0!	#DIV/0!	#DIV/0!	#DIV/0!	#DIV/0!	#DIV/0!	#DIV/0!	#DIV/0!	#DIV/0!	1.0	#DIV/0!	#DIV/0!	#DIV/0!
Standard Deviation		0.00	0.00	0.00	0.00	0.00	0.00	0.00	0.00	0.00	0.00	0.00	0.00	0.00	0.35	0.00	0.00	0.00
%RSD		#DIV/0!	#DIV/0!	#DIV/0!	#DIV/0!	#DIV/0!	#DIV/0!	#DIV/0!	#DIV/0!	#DIV/0!	#DIV/0!	#DIV/0!	#DIV/0!	#DIV/0!	35%	#DIV/0!	#DIV/0!	#DIV/0!
Prep Wash																		
ROCK-WHI	Prep Blanl	26	0.5	16.2	5.2	0.4	<1	6	3.0	<0.1	32.2	1.7	<0.05	<0.005	<1	<0.5	<0.5	<0.01
ROCK-WHI	Prep Blanl	29	0.8	17.7	5.6	0.4	1	6	2.8	<0.1	33.1	1.8	<0.05	<0.005	<1	<0.5	<0.5	<0.01
Percent Difference		11%	46%	9%	7%	0%	#VALUE!	0%	7%	#VALUE!	3%	6%	#VALUE!	#VALUE!	#VALUE!	#VALUE!	#VALUE!	#VALUE!

Bureau Veritas Commodities Canada Ltd. **Final Report**

Client: Goldstrike Resources Ltd.
File Created: 25-Oct-2018
Job Number: WHI18000672
Number of Samples: 88
Project: LUC
Shipment ID: LSTR-18-07
P.O. Number:
Received: 17-Aug-2018

Method		WGHT	FA350	MA200	MA200	MA200	MA200	MA200	MA200	MA200	MA200	MA200	MA200	MA200	MA200	MA200	MA200	MA200	MA200	MA200	MA200	MA200	MA200	MA200	MA200	MA200	MA200	MA200	MA200	MA200	MA200	MA200	MA200	MA200	MA200	MA200	MA200	MA200	MA200	MA200	MA200	MA200	MA200	MA200	MA200	MA200	MA200	MA200	AQ200	FA550
Analyte		Wgt	Au	Mo	Cu	Pb	Zn	Ag	Ni	Co	Mn	Fe	As	U	Th	Sr	Cd	Sb	Bi	V	Ca	P	La	Cr	Mg	Ba	Ti	Al	Na	K	W	Zr	Ce	Sn	Y	Nb	Ta	Be	Sc	Li	S	Rb	Hf	In	Re	Se	Te	Tl	Hg	Au
Unit		KG	PPB	PPM	PPM	PPM	PPM	PPM	PPM	PPM	PPM	%	PPM	PPM	PPM	PPM	PPM	PPM	PPM	PPM	%	%	PPM	PPM	%	PPM	%	%	%	%	PPM	PPM	PPM	PPM	PPM	PPM	PPM	PPM	PPM	PPM	%	PPM	PPM	PPM	PPM	PPM	PPM	PPM	PPM	GM/T
MDL		0.01	2	0.1	0.1	0.1	1	0.1	0.1	0.2	1	0.01	1	0.1	0.1	1	0.1	0.1	0.1	1	0.01	0.001	0.1	1	0.01	1	0.001	0.01	0.001	0.01	0.1	0.1	1	0.1	0.1	0.1	0.1	1	1	0.1	0.1	0.1	0.1	0.05	0.005	1	0.5	0.5	0.01	0.9
Sample	**Type**																																																	
Pulp Duplicates																																																		
1316985	Rock	4.20	4	3.0	39.5	22.2	105	0.2	35.6	8.3	241	3.58	18	3.4	12.8	139	0.1	0.7	0.2	117	0.06	0.065	34.0	46	0.17	1173	0.321	5.64	0.104	1.77	1.4	18.8	69	1.4	15.0	11.6	0.8	2	10	10.8	<0.1	75.8	0.4	0.06	<0.005	1	<0.5	<0.5	0.06	
1316985	REP																																																0.06	
Percent Difference			#VALUE!	#VALUE!	#VALUE!	#VALUE!	#VALUE!	#VALUE!	#VALUE!	#VALUE!	#VALUE!	#VALUE!	#VALUE!	#VALUE!	#VALUE!	#VALUE!	#VALUE!	#VALUE!	#VALUE!	#VALUE!	#VALUE!	#VALUE!	#VALUE!	#VALUE!	#VALUE!	#VALUE!	#VALUE!	#VALUE!	#VALUE!	#VALUE!	#VALUE!	#VALUE!	#VALUE!	#VALUE!	#VALUE!	#VALUE!	#VALUE!	#VALUE!	#VALUE!	#VALUE!	#VALUE!	#VALUE!	#VALUE!	#VALUE!	#VALUE!	#VALUE!	#VALUE!	#VALUE!	0%	
1316927	Rock	2.75	13	1.6	32.1	23.8	99	0.1	33.9	6.9	215	2.66	14	3.9	7.8	66	0.2	0.5	0.3	89	0.28	0.072	20.5	35	0.24	1107	0.219	6.16	0.598	2.06	1.2	14.8	40	3.4	14.5	9.0	1.0	2	7	13.6	<0.1	100.7	0.5	<0.05	<0.005	<1	<0.5	0.5	0.04	
1316927	REP																																																0.04	
Percent Difference			#VALUE!	#VALUE!	#VALUE!	#VALUE!	#VALUE!	#VALUE!	#VALUE!	#VALUE!	#VALUE!	#VALUE!	#VALUE!	#VALUE!	#VALUE!	#VALUE!	#VALUE!	#VALUE!	#VALUE!	#VALUE!	#VALUE!	#VALUE!	#VALUE!	#VALUE!	#VALUE!	#VALUE!	#VALUE!	#VALUE!	#VALUE!	#VALUE!	#VALUE!	#VALUE!	#VALUE!	#VALUE!	#VALUE!	#VALUE!	#VALUE!	#VALUE!	#VALUE!	#VALUE!	#VALUE!	#VALUE!	#VALUE!	#VALUE!	#VALUE!	#VALUE!	#VALUE!	#VALUE!	0%	
1316962	Rock	2.92	3	2.5	50.6	18.2	115	0.1	33.4	15.8	408	4.04	33	2.7	9.1	89	0.3	1.5	0.2	88	0.03	0.098	26.8	33	0.13	2799	0.223	4.32	0.054	1.66	0.6	12.6	52	1.0	17.4	7.6	0.6	1	7	10.6	<0.1	57.8	0.4	<0.05	<0.005	<1	<0.5	0.5	0.10	
1316962	REP																																																0.12	
Percent Difference			#VALUE!	#VALUE!	#VALUE!	#VALUE!	#VALUE!	#VALUE!	#VALUE!	#VALUE!	#VALUE!	#VALUE!	#VALUE!	#VALUE!	#VALUE!	#VALUE!	#VALUE!	#VALUE!	#VALUE!	#VALUE!	#VALUE!	#VALUE!	#VALUE!	#VALUE!	#VALUE!	#VALUE!	#VALUE!	#VALUE!	#VALUE!	#VALUE!	#VALUE!	#VALUE!	#VALUE!	#VALUE!	#VALUE!	#VALUE!	#VALUE!	#VALUE!	#VALUE!	#VALUE!	#VALUE!	#VALUE!	#VALUE!	#VALUE!	#VALUE!	#VALUE!	#VALUE!	#VALUE!	18%	
1316936	Rock	2.50	7	1.5	60.3	15.6	143	<0.1	56.9	14.6	372	5.16	11	3.6	14.6	52	0.2	0.7	0.2	161	0.24	0.101	41.2	76	0.53	1552	0.434	7.33	0.404	3.38	1.7	18.8	83	2.7	21.6	15.2	0.9	4	12	15.7	<0.1	138.7	0.5	0.05	<0.005	<1	<0.5	0.8	0.03	
1316936	REP			2.0	59.8	15.9	143	<0.1	56.7	15.2	370	5.26	10	3.8	14.8	52	0.1	0.9	0.1	164	0.23	0.094	40.5	77	0.53	1540	0.439	7.35	0.410	3.29	1.8	18.7	82	2.6	21.9	14.8	1.0	4	12	14.7	<0.1	136.6	0.5	<0.05	<0.005	<1	<0.5	0.8		
Percent Difference			#VALUE!	29%	1%	2%	0%	#VALUE!	0%	4%	1%	2%	10%	5%	1%	0%	67%	25%	67%	2%	4%	7%	2%	1%	0%	1%	1%	0%	1%	3%	6%	1%	1%	4%	1%	3%	11%	0%	0%	7%	#VALUE!	2%	0%	#VALUE!	#VALUE!	#VALUE!	#VALUE!	0%	#VALUE!	
1316903	Rock	3.54	6	1.2	21.0	16.7	45	0.2	11.7	4.9	200	2.28	10	5.0	7.1	57	0.2	12.8	<0.1	77	0.01	0.043	20.6	26	0.17	1180	0.149	4.87	0.057	2.37	4.3	18.0	43	2.2	8.8	5.9	0.4	<1	6	10.2	<0.1	86.6	0.5	<0.05	<0.005	1	<0.5	<0.5	0.19	
1316903	REP			1.3	20.0	16.6	44	0.2	11.5	4.9	194	2.24	11	5.3	7.0	56	<0.1	12.9	0.1	76	0.01	0.041	20.3	25	0.17	1178	0.150	4.78	0.056	2.25	4.4	18.6	43	2.3	8.4	6.1	0.5	1	5	9.6	<0.1	85.2	0.6	<0.05	<0.005	<1	<0.5	0.5		
Percent Difference			#VALUE!	8%	5%	1%	2%	0%	2%	0%	3%	2%	10%	6%	1%	2%	#VALUE!	1%	#VALUE!	1%	0%	5%	1%	4%	0%	0%	1%	2%	2%	5%	2%	3%	0%	4%	5%	3%	22%	#VALUE!	18%	6%	#VALUE!	2%	18%	#VALUE!	#VALUE!	#VALUE!	#VALUE!	#VALUE!	#VALUE!	
1316970	Rock	2.71	12	2.7	54.2	58.8	156	0.2	44.2	15.1	599	5.77	62	5.0	13.4	221	0.3	11.6	0.1	128	0.05	0.085	37.1	56	0.26	1378	0.284	7.00	0.100	3.42	5.2	18.6	76	3.4	19.7	11.2	0.8	<1	12	14.1	<0.1	121.7	0.5	0.07	<0.005	2	<0.5	0.7	0.19	
1316970	REP			2.8	52.0	60.6	160	0.2	43.9	14.5	619	5.86	63	5.2	14.6	222	0.1	11.5	0.2	128	0.05	0.093	40.5	58	0.27	1408	0.292	7.11	0.104	3.38	5.4	18.8	84	3.2	20.4	11.6	0.8	2	12	14.2	<0.1	126.8	0.6	0.11	<0.005	1	<0.5	0.6		
Percent Difference			#VALUE!	4%	4%	3%	3%	0%	1%	4%	3%	2%	2%	4%	9%	0%	100%	1%	67%	0%	0%	9%	9%	4%	4%	2%	3%	2%	4%	1%	4%	1%	10%	6%	3%	4%	0%	#VALUE!	0%	1%	#VALUE!	4%	18%	44%	#VALUE!	67%	#VALUE!	15%	#VALUE!	
1316964	Rock	2.76	3	1.2	38.3	13.1	101	<0.1	31.1	10.8	210	3.68	17	1.9	7.4	55	0.2	0.9	<0.1	78	0.02	0.078	21.9	30	0.18	1621	0.176	3.55	0.047	1.68	0.7	10.8	43	1.1	10.7	5.6	0.4	<1	5	9.6	<0.1	61.6	0.3	<0.05	<0.005	<1	<0.5	<0.5	0.06	
1316964	REP		2																																															
Percent Difference			40%	#VALUE!	#VALUE!	#VALUE!	#VALUE!	#VALUE!	#VALUE!	#VALUE!	#VALUE!	#VALUE!	#VALUE!	#VALUE!	#VALUE!	#VALUE!	#VALUE!	#VALUE!	#VALUE!	#VALUE!	#VALUE!	#VALUE!	#VALUE!	#VALUE!	#VALUE!	#VALUE!	#VALUE!	#VALUE!	#VALUE!	#VALUE!	#VALUE!	#VALUE!	#VALUE!	#VALUE!	#VALUE!	#VALUE!	#VALUE!	#VALUE!	#VALUE!	#VALUE!	#VALUE!	#VALUE!	#VALUE!	#VALUE!	#VALUE!	#VALUE!	#VALUE!	#VALUE!	#VALUE!	
1316931	Rock	3.23	5	0.9	21.9	48.0	81	<0.1	26.7	8.3	277	2.50	13	2.9	6.3	105	0.2	0.4	0.3	60	0.17	0.064	16.7	25	0.25	2952	0.198	6.80	0.623	2.25	0.7	14.0	34	2.9	11.3	7.4	0.6	1	5	7.6	<0.1	88.2	0.4	<0.05	<0.005	<1	<0.5	0.9	0.02	
1316931	REP		5																																															
Percent Difference			0%	#VALUE!	#VALUE!	#VALUE!	#VALUE!	#VALUE!	#VALUE!	#VALUE!	#VALUE!	#VALUE!	#VALUE!	#VALUE!	#VALUE!	#VALUE!	#VALUE!	#VALUE!	#VALUE!	#VALUE!	#VALUE!	#VALUE!	#VALUE!	#VALUE!	#VALUE!	#VALUE!	#VALUE!	#VALUE!	#VALUE!	#VALUE!	#VALUE!	#VALUE!	#VALUE!	#VALUE!	#VALUE!	#VALUE!	#VALUE!	#VALUE!	#VALUE!	#VALUE!	#VALUE!	#VALUE!	#VALUE!	#VALUE!	#VALUE!	#VALUE!	#VALUE!	#VALUE!	#VALUE!	
Preparation Duplicates																																																		
1316909	Rock	3.39	20	2.5	25.0	15.2	60	0.1	16.3	5.4	161	2.71	12	3.7	6.2	50	0.2	11.3	0.1	64	0.01	0.054	16.5	23	0.12	1556	0.146	3.32	0.044	2.06	6.7	11.6	35	1.5	7.4	5.4	0.4	<1	5	10.1	<0.1	63.2	0.3	<0.05	<0.005	<1	<0.5	<0.5	0.12	
1316909	DUP		24	2.7	25.9	15.6	63	0.1	16.5	5.4	163	2.75	13	3.9	6.2	53	0.2	10.9	<0.1	68	0.01	0.057	18.2	22	0.13	1580	0.147	3.59	0.044	2.21	6.5	11.4	38	1.6	7.9	5.5	0.4	1	5	10.7	<0.1	65.3	0.3	<0.05	<0.005	1	<0.5	<0.5	0.13	
Percent Difference			18%	8%	4%	3%	5%	0%	1%	0%	1%	1%	8%	5%	0%	6%	0%	4%	#VALUE!	6%	0%	5%	10%	4%	8%	2%	1%	8%	0%	7%	3%	2%	8%	6%	7%	2%	0%	#VALUE!	0%	6%	#VALUE!	3%	0%	#VALUE!	#VALUE!	#VALUE!	#VALUE!	#VALUE!	8%	
1316943	Rock	3.65	8	8.1	63.3	20.9	119	0.3	36.1	11.3	466	4.87	20	4.4	14.1	83	0.1	1.4	0.2	143	0.08	0.092	38.3	63	0.41	2188	0.417	6.81	0.578	2.69	2.1	20.1	80	2.4	19.1	13.8	0.9	2	12	10.9	0.1	104.7	0.5	0.07	<0.005	1	<0.5	1.1	0.16	
1316943	DUP		8	7.8	58.3	20.9	123	0.3	36.7	11.9	486	5.08	20	4.3	13.1	88	0.2	1.7	0.1	148	0.10	0.096	37.2	69	0.43	2157	0.422	7.01	0.641	2.91	2.0	20.2	77	2.7	18.5	14.1	0.9	2	13	11.7	0.1	114.5	0.6	0.12	<0.005	<1	<0.5	1.1	0.14	
Percent Difference			0%	4%	8%	0%	3%	0%	2%	5%	4%	4%	0%	2%	7%	6%	67%	19%	67%	3%	22%	4%	3%	9%	5%	1%	1%	3%	10%	8%	5%	0%	4%	12%	3%	2%	0%	0%	8%	7%	0%	9%	18%	53%	#VALUE!	#VALUE!	#VALUE!	0%	13%	
1316977	Rock	2.99	6	3.0	54.2	19.8	124	0.1	35.1	11.0	326	5.25	26	4.4	16.1	87	0.2	1.4	0.2	149	0.03	0.096	41.7	59	0.25	1822	0.346	6.94	0.090	2.43	1.9	18.0	86	2.5	21.2	12.6	0.9	1	12	11.6	<0.1	102.1	0.5	0.07	<0.005	<1	<0.5	0.6	0.07	
1316977	DUP		6	3.2	57.6	19.4	138	0.1	37.6	11.0	328	5.45	29	4.2	15.1	87	0.2	1.4	0.2	149	0.03	0.103	42.2	64	0.25	1863	0.352	7.17	0.088	2.61	2.0	17.4	86	2.7	21.4	13.0	0.8	2	12	11.1	<0.1	104.6	0.5	<0.05	<0.005	1	<0.5	0.5	0.07	
Percent Difference			0%	6%	6%	2%	11%	0%	7%	0%	1%	4%	11%	5%	6%	0%	0%	0%	0%	0%	0%	7%	1%	8%	0%	2%	2%	3%	2%	7%	5%	3%	0%	8%	1%	3%	12%	67%	0%	4%	#VALUE!	2%	0%	#VALUE!	#VALUE!	#VALUE!	#VALUE!	18%	0%	
Reference Materials																																																		
STD AGPROOF	STD																																																	<0.9
STD DS11	STD																																																0.26	
STD DS11	STD																																																0.25	
STD DS11	STD																																																0.22	
STD DS11	STD																																																0.26	
Mean			#DIV/0!	#DIV/0!	#DIV/0!	#DIV/0!	#DIV/0!	#DIV/0!	#DIV/0!	#DIV/0!	#DIV/0!	#DIV/0!	#DIV/0!	#DIV/0!	#DIV/0!	#DIV/0!	#DIV/0!	#DIV/0!	#DIV/0!	#DIV/0!	#DIV/0!	#DIV/0!	#DIV/0!	#DIV/0!	#DIV/0!	#DIV/0!	#DIV/0!	#DIV/0!	#DIV/0!	#DIV/0!	#DIV/0!	#DIV/0!	#DIV/0!	#DIV/0!	#DIV/0!	#DIV/0!	#DIV/0!	#DIV/0!	#DIV/0!	#DIV/0!	#DIV/0!	#DIV/0!	#DIV/0!	#DIV/0!	#DIV/0!	#DIV/0!	#DIV/0!	#DIV/0!	0.2	
Standard Deviation			0.00	0.00	0.00	0.00	0.00	0.00	0.00	0.00	0.00	0.00	0.00	0.00	0.00	0.00	0.00	0.00	0.00	0.00	0.00	0.00	0.00	0.00	0.00	0.00	0.00	0.00	0.00	0.00	0.00	0.00	0.00	0.00	0.00	0.00	0.00	0.00	0.00	0.00	0.00	0.00	0.00	0.00	0.00	0.00	0.00	0.00	0.02	
%RSD			#DIV/0!	#DIV/0!	#DIV/0!	#DIV/0!	#DIV/0!	#DIV/0!	#DIV/0!	#DIV/0!	#DIV/0!	#DIV/0!	#DIV/0!	#DIV/0!	#DIV/0!	#DIV/0!	#DIV/0!	#DIV/0!	#DIV/0!	#DIV/0!	#DIV/0!	#DIV/0!	#DIV/0!	#DIV/0!	#DIV/0!	#DIV/0!	#DIV/0!	#DIV/0!	#DIV/0!	#DIV/0!	#DIV/0!	#DIV/0!	#DIV/0!	#DIV/0!	#DIV/0!	#DIV/0!	#DIV/0!	#DIV/0!	#DIV/0!	#DIV/0!	#DIV/0!	#DIV/0!	#DIV/0!	#DIV/0!	#DIV/0!	#DIV/0!	#DIV/0!	#DIV/0!	8%	
STD OREAS25A-4A	STD			2.0	33.7	24.9	42	<0.1	44.8	7.7	500	6.57	9	2.9	16.1	50	<0.1	0.7	0.3	164	0.27	0.044	22.7	118	0.32	149	0.935	8.86	0.119	0.47	2.0	152.2	50	3.7	10.8	18.9	1.5	2	12	37.0	<0.1	58.6	4.2	0.08	<0.005	3	<0.5	<0.5		
STD OREAS25A-4A	STD			2.4	30.8	24.3	43	<0.1	45.7	7.7	518	6.71	8	2.6	14.6	52	<0.1	0.6	0.4	163	0.30	0.044	21.0	117	0.32	153	0.940	8.87	0.123	0.49	2.0	153.5	50	4.0	10.6	19.4	1.5	<1	12	35.6	<0.1	59.4	4.4	0.08	<0.005	2	<0.5	<0.5		
STD OREAS25A-4A	STD			2.8	34.7	24.6	42	<0.1	44.3	8.0	486	6.62	10	2.8	16.1	49	<0.1	0.5	0.4	166	0.30	0.049	23.6	107	0.32	138	0.965	8.84	0.119	0.48	1.9	146.3	50	3.9	11.2	19.4	1.5	1	12	34.8	<0.1	57.9	4.3	0.10	<0.005	1	<0.5	<0.5		
Mean			#DIV/0!	2.4	33.1	24.6	42.3	#DIV/0!	44.9	7.8	501.3	6.6	9.0	2.8	15.6	50.3	#DIV/0!	0.6	0.4	164.3	0.3	0.0	22.4	114.0	0.3	146.7	0.9	8.9	0.1	0.5	2.0	150.7	50.0	3.9	10.9	19.2	1.5	1.5	12.0	35.8	#DIV/0!	58.6	4.3	0.1	#DIV/0!	2.0	#DIV/0!	#DIV/0!	#DIV/0!	
Standard Deviation			0.00	0.40	2.03	0.30	0.58	0.00	0.71	0.17	16.04	0.07	1.00	0.15	0.87	1.53	0.00	0.10	0.06	1.53	0.02	0.00	1.32	6.08	0.00	7.77	0.02	0.02	0.00	0.01	0.06	3.84	0.00	0.15	0.31	0.29	0.00	1.00	0.00	1.11	0.00	0.75	0.10	0.01	0.00	1.00	0.00	0.00	0.00	
%RSD			#DIV/0!	17%	6%	1%	1%	#DIV/0!	2%	2%	3%	1%	11%	6%	6%	3%	#DIV/0!	17%	16%	1%	6%	6%	6%	5%	0%	5%	2%	0%	2%	2%	3%	3%	0%	4%	3%	2%	0%	67%	0%	3%	#DIV/0!	1%	2%	13%	#DIV/0!	50%	#DIV/0!	#DIV/0!	#DIV/0!	
STD OREAS45E	STD			2.0	794.3	19.1	47	0.3	475.5	63.5	581	25.12	16	2.4	12.9	17	<0.1	1.1	0.3	334	0.06	0.031	11.2	1031	0.16	262	0.544	6.94	0.055	0.35	1.0	98.1	25	1.3	8.1	6.2	0.6	<1	93	5.9	<0.1	21.0	3.1	<0.05	<0.005	3	<0.5	<0.5		
STD OREAS45E	STD			2.4	783.2	18.8	47	0.3	466.6	61.9	593	24.86	17	2.4	13.2	17	<0.1	1.0	0.3	326	0.07	0.029	10.7	1017	0.15	251	0.533	6.82	0.056	0.34	1.0	91.2	24	1.3	7.1	6.0	0.5	<1	91	5.4	<0.1	20.7	3.1	0.10	<0.005	3	<0.5	<0.5		
STD OREAS45E	STD			2.5	811.4	20.6	45	0.3	492.4	62.6	584	25.95	18	2.7	14.3	18	<0.1	1.1	0.4	343	0.07	0.035	12.7	1059	0.16	256	0.560	7.09	0.058	0.35	1.0	95.9	27	1.2	8.3	6.2	0.5	<1	90	6.7	<0.1	22.1	3.0	0.14	<0.005	2	<0.5	<0.5		
Mean			#DIV/0!	2.3	796.3	19.5	46.3	0.3	478.2	62.7	586.0	25.3	17.0	2.5	13.5	17.3	#DIV/0!	1.1	0.3	334.3	0.1	0.0	11.5	1035.7	0.2	256.3	0.5	7.0	0.1	0.3	1.0	95.1	25.3	1.3	7.8	6.1	0.5	#DIV/0!	91.3	6.0	#DIV/0!	21.3	3.1	0.1	#DIV/0!	2.7	#DIV/0!	#DIV/0!	#DIV/0!	
Standard Deviation			0.00	0.26	14.21	0.96	1.15	0.00	13.11	0.80	6.24	0.57	1.00	0.17	0.74	0.58	0.00	0.06	0.06	8.50	0.01	0.00	1.04	21.39	0.01	5.51	0.01	0.14	0.00	0.01	0.00	3.52	1.53	0.06	0.64	0.12	0.06	0.00	1.53	0.66	0.00	0.74	0.06	0.07	0.00	0.58	0.00	0.00	0.00	
%RSD			#DIV/0!	12%	2%	5%	2%	0%	3%	1%	1%	2%	6%	7%	5%	3%	#DIV/0!	5%	17%	3%	9%	10%	9%	2%	4%	2%	2%	2%	3%	2%	0%	4%	6%	5%	8%	2%	11%	#DIV/0!	2%	11%	#DIV/0!	3%	2%	60%	#DIV/0!	22%	#DIV/0!	#DIV/0!	#DIV/0!	
STD OREAS45EA	STD																																																0.02	
STD OREAS45EA	STD																																																0.01	
STD OREAS45EA	STD																																																0.01	
STD OREAS45EA	STD																																																<0.01	
Mean			#DIV/0!	#DIV/0!	#DIV/0!	#DIV/0!	#DIV/0!	#DIV/0!	#DIV/0!	#DIV/0!	#DIV/0!	#DIV/0!	#DIV/0!	#DIV/0!	#DIV/0!	#DIV/0!	#DIV/0!	#DIV/0!	#DIV/0!	#DIV/0!	#DIV/0!	#DIV/0!	#DIV/0!	#DIV/0!	#DIV/0!	#DIV/0!	#DIV/0!	#DIV/0!	#DIV/0!	#DIV/0!	#DIV/0!	#DIV/0!	#DIV/0!	#DIV/0!	#DIV/0!	#DIV/0!	#DIV/0!	#DIV/0!	#DIV/0!	#DIV/0!	#DIV/0!	#DIV/0!	#DIV/0!	#DIV/0!	#DIV/0!	#DIV/0!	#DIV/0!	#DIV/0!	0.0	
Standard Deviation			0.00	0.00	0.00	0.00	0.00	0.00	0.00	0.00	0.00	0.00	0.00	0.00	0.00	0.00	0.00	0.00	0.00	0.00	0.00	0.00	0.00	0.00	0.00	0.00	0.00	0.00	0.00	0.00	0.00	0.00	0.00	0.00	0.00	0.00	0.00	0.00	0.00	0.00	0.00	0.00	0.00	0.00	0.00	0.00	0.00	0.00	0.01	
%RSD			#DIV/0!	#DIV/0!	#DIV/0!	#DIV/0!	#DIV/0!	#DIV/0!	#DIV/0!	#DIV/0!	#DIV/0!	#DIV/0!	#DIV/0!	#DIV/0!	#DIV/0!	#DIV/0!	#DIV/0!	#DIV/0!	#DIV/0!	#DIV/0!	#DIV/0!	#DIV/0!	#DIV/0!	#DIV/0!	#DIV/0!	#DIV/0!	#DIV/0!	#DIV/0!	#DIV/0!	#DIV/0!	#DIV/0!	#DIV/0!	#DIV/0!	#DIV/0!	#DIV/0!	#DIV/0!	#DIV/0!	#DIV/0!	#DIV/0!	#DIV/0!	#DIV/0!	#DIV/0!	#DIV/0!	#DIV/0!	#DIV/0!	#DIV/0!	#DIV/0!	#DIV/0!	61%	
STD OXC145	STD		217																																															
STD OXC145	STD		201																																															
STD OXC145	STD		199																																															
Mean			205.7	#DIV/0!	#DIV/0!	#DIV/0!	#DIV/0!	#DIV/0!	#DIV/0!	#DIV/0!	#DIV/0!	#DIV/0!	#DIV/0!	#DIV/0!	#DIV/0!	#DIV/0!	#DIV/0!	#DIV/0!	#DIV/0!	#DIV/0!	#DIV/0!	#DIV/0!	#DIV/0!	#DIV/0!	#DIV/0!	#DIV/0!	#DIV/0!	#DIV/0!	#DIV/0!	#DIV/0!	#DIV/0!	#DIV/0!	#DIV/0!	#DIV/0!	#DIV/0!	#DIV/0!	#DIV/0!	#DIV/0!	#DIV/0!	#DIV/0!	#DIV/0!	#DIV/0!	#DIV/0!	#DIV/0!	#DIV/0!	#DIV/0!	#DIV/0!	#DIV/0!	#DIV/0!	
Standard Deviation			9.87	0.00	0.00	0.00	0.00	0.00	0.00	0.00	0.00	0.00	0.00	0.00	0.00	0.00	0.00	0.00	0.00	0.00	0.00	0.00	0.00	0.00	0.00	0.00	0.00	0.00	0.00	0.00	0.00	0.00	0.00	0.00	0.00	0.00	0.00	0.00	0.00	0.00	0.00	0.00	0.00	0.00	0.00	0.00	0.00	0.00	0.00	
%RSD			5%	#DIV/0!	#DIV/0!	#DIV/0!	#DIV/0!	#DIV/0!	#DIV/0!	#DIV/0!	#DIV/0!	#DIV/0!	#DIV/0!	#DIV/0!	#DIV/0!	#DIV/0!	#DIV/0!	#DIV/0!	#DIV/0!	#DIV/0!	#DIV/0!	#DIV/0!	#DIV/0!	#DIV/0!	#DIV/0!	#DIV/0!	#DIV/0!	#DIV/0!	#DIV/0!	#DIV/0!	#DIV/0!	#DIV/0!	#DIV/0!	#DIV/0!	#DIV/0!	#DIV/0!	#DIV/0!	#DIV/0!	#DIV/0!	#DIV/0!	#DIV/0!	#DIV/0!	#DIV/0!	#DIV/0!	#DIV/0!	#DIV/0!	#DIV/0!	#DIV/0!	#DIV/0!	
STD OXH139	STD		1302																																															
STD OXH139	STD		1289																																															
STD OXH139	STD		1282																																															
Mean			1291.0	#DIV/0!	#DIV/0!	#DIV/0!	#DIV/0!	#DIV/0!	#DIV/0!	#DIV/0!	#DIV/0!	#DIV/0!	#DIV/0!	#DIV/0!	#DIV/0!	#DIV/0!	#DIV/0!	#DIV/0!	#DIV/0!	#DIV/0!	#DIV/0!	#DIV/0!	#DIV/0!	#DIV/0!	#DIV/0!	#DIV/0!	#DIV/0!	#DIV/0!	#DIV/0!	#DIV/0!	#DIV/0!	#DIV/0!	#DIV/0!	#DIV/0!	#DIV/0!	#DIV/0!	#DIV/0!	#DIV/0!	#DIV/0!	#DIV/0!	#DIV/0!	#DIV/0!	#DIV/0!	#DIV/0!	#DIV/0!	#DIV/0!	#DIV/0!	#DIV/0!	#DIV/0!	#DIV/0!
Standard Deviation			10.15	0.00	0.00	0.00	0.00	0.00	0.00	0.00	0.00	0.00	0.00	0.00	0.00	0.00	0.00	0.00	0.00	0.00	0.00	0.00	0.00	0.00	0.00	0.00	0.00	0.00	0.00	0.00	0.00	0.00	0.00	0.00	0.00	0.00	0.00	0.00	0.00	0.00	0.00	0.00	0.00	0.00	0.00	0.00	0.00	0.00	0.00	0.00
%RSD			1%	#DIV/0!	#DIV/0!	#DIV/0!	#DIV/0!	#DIV/0!	#DIV/0!	#DIV/0!	#DIV/0!	#DIV/0!	#DIV/0!	#DIV/0!	#DIV/0!	#DIV/0!	#DIV/0!	#DIV/0!	#DIV/0!	#DIV/0!	#DIV/0!	#DIV/0!	#DIV/0!	#DIV/0!	#DIV/0!	#DIV/0!	#DIV/0!	#DIV/0!	#DIV/0!	#DIV/0!	#DIV/0!	#DIV/0!	#DIV/0!	#DIV/0!	#DIV/0!	#DIV/0!	#DIV/0!	#DIV/0!	#DIV/0!	#DIV/0!	#DIV/0!	#DIV/0!	#DIV/0!	#DIV/0!	#DIV/0!	#DIV/0!	#DIV/0!	#DIV/0!	#DIV/0!	#DIV/0!
STD OXQ114	STD																																																	36.1
STD SP49	STD																																																	18.5
BLK	BLK																																																<0.01	
BLK	BLK																																																<0.01	
BLK	BLK																																																<0.01	
BLK	BLK																																																<0.01	
BLK	BLK		<2																																															
BLK	BLK		4																																															
BLK	BLK			<0.1	<0.1	<0.1	<1	<0.1	<0.1	<0.2	<1	<0.01	<1	<0.1	<0.1	<1	<0.1	<0.1	<0.1	<1	<0.01	<0.001	<0.1	<1	<0.01	<1	<0.001	<0.01	<0.001	<0.01	<0.1	<0.1	<1	<0.1	<0.1	<0.1	<0.1	<1	<1	<0.1	<0.1	<0.1	<0.1	<0.05	<0.005	<1	<0.5	<0.5		
BLK	BLK			<0.1	<0.1	<0.1	<1	<0.1	<0.1	<0.2	<1	<0.01	<1	<0.1	<0.1	<1	<0.1	<0.1	<0.1	<1	<0.01	<0.001	<0.1	<1	<0.01	<1	<0.001	<0.01	0.005	<0.01	<0.1	<0.1	<1	<0.1	<0.1	<0.1	<0.1	<1	<1	<0.1	<0.1	<0.1	<0.1	<0.05	<0.005	<1	<0.5	<0.5		
BLK	BLK			<0.1	0.3	<0.1	<1	<0.1	<0.1	<0.2	<1	<0.01	<1	<0.1	<0.1	<1	<0.1	<0.1	<0.1	<1	<0.01	0.002	<0.1	<1	<0.01	<1	<0.001	<0.01	0.004	<0.01	<0.1	<0.1	<1	<0.1	<0.1	<0.1	<0.1	<1	<1	<0.1	<0.1	<0.1	<0.1	<0.05	<0.005	<1	<0.5	<0.5		
BLK	BLK		<2																																															
BLK	BLK		4																																															
BLK	BLK		<2																																															
BLK	BLK		<2																																															
BLK	BLK																																																	<0.9
Mean			4.0	#DIV/0!	0.3	#DIV/0!	#DIV/0!	#DIV/0!	#DIV/0!	#DIV/0!	#DIV/0!	#DIV/0!	#DIV/0!	#DIV/0!	#DIV/0!	#DIV/0!	#DIV/0!	#DIV/0!	#DIV/0!	#DIV/0!	#DIV/0!	0.0	#DIV/0!	#DIV/0!	#DIV/0!	#DIV/0!	#DIV/0!	#DIV/0!	0.0	#DIV/0!	#DIV/0!	#DIV/0!	#DIV/0!	#DIV/0!	#DIV/0!	#DIV/0!	#DIV/0!	#DIV/0!	#DIV/0!	#DIV/0!	#DIV/0!	#DIV/0!	#DIV/0!	#DIV/0!	#DIV/0!	#DIV/0!	#DIV/0!	#DIV/0!	#DIV/0!	#DIV/0!
Standard Deviation			1.50	0.00	0.08	0.00	0.00	0.00	0.00	0.00	0.00	0.00	0.00	0.00	0.00	0.00	0.00	0.00	0.00	0.00	0.00	0.00	0.00	0.00	0.00	0.00	0.00	0.00	0.00	0.00	0.00	0.00	0.00	0.00	0.00	0.00	0.00	0.00	0.00	0.00	0.00	0.00	0.00	0.00	0.00	0.00	0.00	0.00	0.00	0.00
%RSD			38%	#DIV/0!	28%	#DIV/0!	#DIV/0!	#DIV/0!	#DIV/0!	#DIV/0!	#DIV/0!	#DIV/0!	#DIV/0!	#DIV/0!	#DIV/0!	#DIV/0!	#DIV/0!	#DIV/0!	#DIV/0!	#DIV/0!	#DIV/0!	28%	#DIV/0!	#DIV/0!	#DIV/0!	#DIV/0!	#DIV/0!	#DIV/0!	38%	#DIV/0!	#DIV/0!	#DIV/0!	#DIV/0!	#DIV/0!	#DIV/0!	#DIV/0!	#DIV/0!	#DIV/0!	#DIV/0!	#DIV/0!	#DIV/0!	#DIV/0!	#DIV/0!	#DIV/0!	#DIV/0!	#DIV/0!	#DIV/0!	#DIV/0!	#DIV/0!	#DIV/0!
Prep Wash																																																		
ROCK-WHI	Prep Blank		<2	1.6	4.4	2.5	38	<0.1	0.8	3.4	654	1.95	2	1.1	2.6	191	<0.1	0.2	<0.1	32	1.58	0.038	11.4	1	0.51	846	0.198	6.69	3.629	1.70	0.3	53.9	24	0.7	14.4	5.2	0.4	<1	6	2.7	<0.1	30.3	1.6	<0.05	<0.005	<1	<0.5	<0.5	<0.01	
ROCK-WHI	Prep Blank		<2	1.5	3.7	2.5	38	<0.1	0.7	3.3	660	1.98	3	1.2	2.4	196	<0.1	0.1	<0.1	32	1.59	0.038	10.9	2	0.51	858	0.198	6.68	3.541	1.72	0.3	55.3	23	0.7	15.6	5.4	0.4	<1	6	2.3	<0.1	32.0	1.8	<0.05	<0.005	<1	<0.5	<0.5	<0.01	
Percent Difference			#VALUE!	6%	17%	0%	0%	#VALUE!	13%	3%	1%	2%	40%	9%	8%	3%	#VALUE!	67%	#VALUE!	0%	1%	0%	4%	67%	0%	1%	0%	0%	2%	1%	0%	3%	4%	0%	8%	4%	0%	#VALUE!	0%	16%	#VALUE!	5%	12%	#VALUE!	#VALUE!	#VALUE!	#VALUE!	#VALUE!	#VALUE!	

Bureau Veritas Commodities Canada Ltd. Final Report-from csv

Client: Luckystrike Resources Ltd.
File Created: 24-Oct-18
Job Number: WHI18000808
Number of Samples: 35
Project: LUC
Shipment ID: LSTR-18-08
P.O. Number:
Received: 31-Aug-18

		Method	WGHT	FA350	MA200	MA200	MA200	MA200	MA200	MA200	MA200	MA200	MA200	MA200	MA200	MA200	MA200	MA200	MA200	MA200	MA200	MA200	MA200	MA200	MA200	MA200	MA200	MA200	MA200	MA200	MA200	MA200	MA200	MA200	MA200	MA200	MA200	MA200	MA200	MA200	MA200	MA200	MA200	MA200	MA200	MA200	MA200	MA200	MA200	MA200	MA200	MA200	MA200	AQ200
		Analyte	Wgt	Au	Mo	Cu	Pb	Zn	Ag	Ni	Co	Mn	Fe	As	U	Th	Sr	Cd	Sb	Bi	V	Ca	P	La	Cr	Mg	Ba	Ti	Al	Na	K	W	Zr	Ce	Sn	Y	Nb	Ta	Be	Sc	Li	S	Rb	Hf	In	Re	Se	Te	Tl	Hg
		Unit	KG	PPB	PPM	PPM	PPM	PPM	PPM	PPM	PPM	PPM	%	PPM	PPM	PPM	PPM	PPM	PPM	PPM	PPM	%	%	PPM	PPM	%	PPM	%	%	%	%	PPM	PPM	PPM	PPM	PPM	PPM	PPM	PPM	PPM	PPM	%	PPM	PPM	PPM	PPM	PPM	PPM	PPM	PPM	PPM
		MDL		0.01	2	0.1	0.1	0.1	1	0.1	0.1	0.2	1	0.01	1	0.1	0.1	1	0.1	0.1	0.1	1	0.01	0.001	1	0.01	1	0.001	0.01	0.001	0.01	0.1	0.1	1	0.1	0.1	0.1	0.1	1	1	0.1	0.1	0.1	0.1	0.05	0.005	1	0.5	0.5	0.01
Sample		Type																																																		
Pulp Duplicates																																																						
1317521	Rock			3.55	7	2.3	30.3	29.7	97	0.1	27.5	7.2	308	3.49	27	4.2	7.9	132	0.4	7.7	<0.1	76	0.1	0.062	23.3	30	0.14	1677	0.201	4.44	0.059	1.68	2	12.2	53	1.4	11.8	7.3	0.5	<1	7	16.6	<0.1	52.4	0.3	<0.05	<0.005	2	<0.5	<0.5	0.08
1317521	REP																																																				0.08
Percent Difference				#VALUE!	#VALUE!	#VALUE!	#VALUE!	#VALUE!	#VALUE!	#VALUE!	#VALUE!	#VALUE!	#VALUE!	#VALUE!	#VALUE!	#VALUE!	#VALUE!	#VALUE!	#VALUE!	#VALUE!	#VALUE!	#VALUE!	#VALUE!	#VALUE!	#VALUE!	#VALUE!	#VALUE!	#VALUE!	#VALUE!	#VALUE!	#VALUE!	#VALUE!	#VALUE!	#VALUE!	#VALUE!	#VALUE!	#VALUE!	#VALUE!	#VALUE!	#VALUE!	#VALUE!	#VALUE!	#VALUE!	#VALUE!	#VALUE!	#VALUE!	#VALUE!	#VALUE!	#VALUE!	#VALUE!	#VALUE!	0%
1317532	Rock		3.17	6	1.6	36.3	21.6	125	<0.1	42.8	13.2	617	3.87	17	3.6	12.8	100	0.2	1.3	0.1	124	0.17	0.068	32.7	58	0.35	1798	0.381	7.12	0.197	2.91	1.2	21.8	76	2	19.5	13.8	1	2	12	16.5	<0.1	112.2	0.6	0.06	<0.005	1	<0.5	0.7	0.06
1317532	REP				7																																															
Percent Difference				15%	#VALUE!	#VALUE!	#VALUE!	#VALUE!	#VALUE!	#VALUE!	#VALUE!	#VALUE!	#VALUE!	#VALUE!	#VALUE!	#VALUE!	#VALUE!	#VALUE!	#VALUE!	#VALUE!	#VALUE!	#VALUE!	#VALUE!	#VALUE!	#VALUE!	#VALUE!	#VALUE!	#VALUE!	#VALUE!	#VALUE!	#VALUE!	#VALUE!	#VALUE!	#VALUE!	#VALUE!	#VALUE!	#VALUE!	#VALUE!	#VALUE!	#VALUE!	#VALUE!	#VALUE!	#VALUE!	#VALUE!	#VALUE!	#VALUE!	#VALUE!	#VALUE!	#VALUE!	#VALUE!	#VALUE!	#VALUE!	#VALUE!
1317527	Rock		3.9	4	1.6	33.2	22.5	92	<0.1	24.4	6.9	345	2.76	19	4.1	9.8	48	0.1	1.2	0.1	108	0.11	0.056	23.9	42	0.28	1661	0.292	6.67	0.16	3.03	1.5	22	57	3.3	16.9	12.9	0.9	1	10	11.7	<0.1	123.8	0.7	0.05	<0.005	<1	<0.5	0.7	0.06
1317527	REP				1.5	32.5	21.4	87	0.1	22.8	7.1	338	2.64	18	4	8.9	47	0.1	1.4	0.1	105	0.11	0.051	24.8	39	0.27	1623	0.279	6.61	0.152	3.08	1.3	22.8	58	3.1	17.2	11.9	0.9	1	9	11.3	<0.1	118.9	0.6	<0.05	<0.005	<1	<0.5	0.7	
Percent Difference				#VALUE!	6%	2%	5%	6%	#VALUE!	7%	3%	2%	4%	5%	2%	10%	2%	0%	15%	0%	3%	0%	9%	4%	7%	4%	2%	5%	1%	5%	2%	14%	4%	2%	6%	2%	8%	0%	0%	11%	3%	#VALUE!	4%	15%	#VALUE!	#VALUE!	#VALUE!	#VALUE!	0%	#VALUE!
Preparation Duplicates																																																						
1317514	Rock		3.38	10	3.3	43	21.9	202	0.2	76.3	24.6	2916	6.93	12	4	9.8	82	0.3	1.4	0.3	182	0.16	0.123	32.3	47	0.38	1152	0.676	7.23	0.087	2.32	1.2	21.9	77	2	28.2	12	0.8	3	18	22.9	<0.1	108.3	0.5	<0.05	<0.005	1	<0.5	0.7	0.11
1317514	DUP			6	3.7	43.9	22.7	208	0.2	76.8	24.7	2842	6.89	14	4	9.1	77	0.4	1.3	0.2	177	0.15	0.116	29.1	46	0.36	1156	0.646	6.9	0.092	2.21	1.5	21.3	68	1.8	26.8	12.1	0.8	3	18	23.6	<0.1	103.5	0.6	0.08	<0.005	<1	<0.5	0.7	0.11
Percent Difference				50%	11%	2%	4%	3%	0%	1%	0%	3%	1%	15%	0%	7%	6%	29%	7%	40%	3%	6%	6%	10%	2%	5%	0%	5%	5%	6%	5%	22%	3%	12%	11%	5%	1%	0%	0%	0%	3%	#VALUE!	5%	18%	#VALUE!	#VALUE!	#VALUE!	#VALUE!	0%	0%
Reference Materials																																																						
STD DS11		STD																																																				0.28
STD DS11		STD																																																				0.24
Mean				#DIV/0!	#DIV/0!	#DIV/0!	#DIV/0!	#DIV/0!	#DIV/0!	#DIV/0!	#DIV/0!	#DIV/0!	#DIV/0!	#DIV/0!	#DIV/0!	#DIV/0!	#DIV/0!	#DIV/0!	#DIV/0!	#DIV/0!	#DIV/0!	#DIV/0!	#DIV/0!	#DIV/0!	#DIV/0!	#DIV/0!	#DIV/0!	#DIV/0!	#DIV/0!	#DIV/0!	#DIV/0!	#DIV/0!	#DIV/0!	#DIV/0!	#DIV/0!	#DIV/0!	#DIV/0!	#DIV/0!	#DIV/0!	#DIV/0!	#DIV/0!	#DIV/0!	#DIV/0!	#DIV/0!	#DIV/0!	#DIV/0!	#DIV/0!	#DIV/0!	#DIV/0!	#DIV/0!	#DIV/0!	#DIV/0!	0.3
Standard Deviation				#DIV/0!	#DIV/0!	#DIV/0!	#DIV/0!	#DIV/0!	#DIV/0!	#DIV/0!	#DIV/0!	#DIV/0!	#DIV/0!	#DIV/0!	#DIV/0!	#DIV/0!	#DIV/0!	#DIV/0!	#DIV/0!	#DIV/0!	#DIV/0!	#DIV/0!	#DIV/0!	#DIV/0!	#DIV/0!	#DIV/0!	#DIV/0!	#DIV/0!	#DIV/0!	#DIV/0!	#DIV/0!	#DIV/0!	#DIV/0!	#DIV/0!	#DIV/0!	#DIV/0!	#DIV/0!	#DIV/0!	#DIV/0!	#DIV/0!	#DIV/0!	#DIV/0!	#DIV/0!	#DIV/0!	#DIV/0!	#DIV/0!	#DIV/0!	#DIV/0!	#DIV/0!	#DIV/0!	#DIV/0!	#DIV/0!	0.03
%RSD				#DIV/0!	#DIV/0!	#DIV/0!	#DIV/0!	#DIV/0!	#DIV/0!	#DIV/0!	#DIV/0!	#DIV/0!	#DIV/0!	#DIV/0!	#DIV/0!	#DIV/0!	#DIV/0!	#DIV/0!	#DIV/0!	#DIV/0!	#DIV/0!	#DIV/0!	#DIV/0!	#DIV/0!	#DIV/0!	#DIV/0!	#DIV/0!	#DIV/0!	#DIV/0!	#DIV/0!	#DIV/0!	#DIV/0!	#DIV/0!	#DIV/0!	#DIV/0!	#DIV/0!	#DIV/0!	#DIV/0!	#DIV/0!	#DIV/0!	#DIV/0!	#DIV/0!	#DIV/0!	#DIV/0!	#DIV/0!	#DIV/0!	#DIV/0!	#DIV/0!	#DIV/0!	#DIV/0!	#DIV/0!	#DIV/0!	#DIV/0!	11%
STD OREAS25A-4A		STD			2.1	32.2	21.8	45	<0.1	40.9	7.5	459	6.08	10	2.5	12.5	48	<0.1	0.7	0.4	155	0.31	0.042	18.3	103	0.29	143	0.915	8.03	0.124	0.47	1.9	146.5	45	3.6	10.5	18.9	1.3	<1	12	32.8	<0.1	53.2	3.7	0.08	<0.005	3	<0.5	<0.5	
STD OREAS25A-4A		STD			2.5	36.3	26	45	<0.1	46.2	8.3	485	6.64	10	2.9	15.5	46	<0.1	0.8	0.4	164	0.29	0.054	21.7	120	0.32	142	0.933	8.78	0.134	0.49	2.1	154.2	46	4.1	9.8	19.3	1.4	<1	12	40.3	<0.1	59.8	4.3	0.12	<0.005	2	<0.5	<0.5	
Mean				#DIV/0!	2.3	34.3	23.9	45.0	#DIV/0!	43.6	7.9	472.0	6.4	10.0	2.7	14.0	47.0	#DIV/0!	0.7	0.4	159.5	0.3	0.0	20.0	111.5	0.3	142.5	0.9	8.4	0.1	0.5	2.0	150.4	45.5	3.9	10.2	19.1	1.4	#DIV/0!	12.0	36.6	#DIV/0!	56.5	4.0	0.1	#DIV/0!	2.5	#DIV/0!	#DIV/0!	#DIV/0!
Standard Deviation				#DIV/0!	0.28	2.90	2.97	0.00	0.00	3.75	0.57	18.38	0.40	0.00	0.28	2.12	1.41	0.00	0.07	0.00	6.36	0.01	0.01	2.40	12.02	0.02	0.71	0.01	0.53	0.01	0.01	0.14	5.44	0.71	0.35	0.49	0.28	0.07	0.00	0.00	5.30	0.00	4.67	0.42	0.03	0.00	0.71	0.00	0.00	#DIV/0!
%RSD				#DIV/0!	12%	8%	12%	0%	#DIV/0!	9%	7%	4%	6%	0%	10%	15%	3%	#DIV/0!	11%	0%	4%	5%	18%	12%	11%	7%	0%	1%	6%	5%	3%	7%	4%	2%	9%	5%	1%	5%	#DIV/0!	0%	15%	#DIV/0!	8%	11%	28%	#DIV/0!	28%	#DIV/0!	#DIV/0!	#DIV/0!
STD OREAS45E		STD			2.4	786.7	18	48	0.3	489.8	56.6	568	24.9	16	2.5	12.4	18	<0.1	1.1	0.3	334	0.06	0.033	10.7	885	0.16	266	0.541	7.04	0.055	0.35	1	98.7	25	1.4	8.8	6.1	0.5	<1	98	6.9	<0.1	21.4	2.9	0.05	<0.005	4	<0.5	<0.5	
STD OREAS45E		STD			2.4	771.8	18.6	46	0.3	477.1	60.3	565	23.85	17	2.5	11.4	16	<0.1	1.2	0.3	319	0.07	0.036	7.3	971	0.15	250	0.544	6.48	0.057	0.33	1	95.8	19	1.4	6.4	6.5	0.5	<1	85	7	<0.1	20.9	3	0.09	<0.005	3	<0.5	<0.5	
Mean				#DIV/0!	2.4	779.3	18.3	47.0	0.3	483.5	58.5	566.5	24.4	16.5	2.5	11.9	17.0	#DIV/0!	1.2	0.3	326.5	0.1	0.0	9.0	928.0	0.2	258.0	0.5	6.8	0.1	0.3	1.0	97.3	22.0	1.4	7.6	6.3	0.5	#DIV/0!	91.5	7.0	#DIV/0!	21.2	3.0	0.1	#DIV/0!	3.5	#DIV/0!	#DIV/0!	#DIV/0!
Standard Deviation				#DIV/0!	0.00	10.54	0.42	1.41	0.00	8.98	2.62	2.12	0.74	0.71	0.00	0.71	1.41	0.00	0.07	0.00	10.61	0.01	0.00	2.40	60.81	0.01	11.31	0.00	0.40	0.00	0.01	0.00	2.05	4.24	0.00	1.70	0.28	0.00	0.00	9.19	0.07	0.00	0.35	0.07	0.03	0.00	0.71	0.00	0.00	#DIV/0!
%RSD				#DIV/0!	0%	1%	2%	3%	0%	2%	4%	0%	3%	4%	0%	6%	8%	#DIV/0!	6%	0%	3%	11%	6%	27%	7%	5%	4%	0%	6%	3%	4%	0%	2%	19%	0%	22%	4%	0%	#DIV/0!	10%	1%	#DIV/0!	2%	2%	40%	#DIV/0!	20%	#DIV/0!	#DIV/0!	#DIV/0!
STD OREAS45EA		STD																																																			0.01
STD OREAS45EA		STD																																																			0.01
Mean				#DIV/0!	#DIV/0!	#DIV/0!	#DIV/0!	#DIV/0!	#DIV/0!	#DIV/0!	#DIV/0!	#DIV/0!	#DIV/0!	#DIV/0!	#DIV/0!	#DIV/0!	#DIV/0!	#DIV/0!	#DIV/0!	#DIV/0!	#DIV/0!	#DIV/0!	#DIV/0!	#DIV/0!	#DIV/0!	#DIV/0!	#DIV/0!	#DIV/0!	#DIV/0!	#DIV/0!	#DIV/0!	#DIV/0!	#DIV/0!	#DIV/0!	#DIV/0!	#DIV/0!	#DIV/0!	#DIV/0!	#DIV/0!	#DIV/0!	#DIV/0!	#DIV/0!	#DIV/0!	#DIV/0!	#DIV/0!	#DIV/0!	#DIV/0!	#DIV/0!	#DIV/0!	#DIV/0!	#DIV/0!	#DIV/0!	0.0
Standard Deviation				#DIV/0!	#DIV/0!	#DIV/0!	#DIV/0!	#DIV/0!	#DIV/0!	#DIV/0!	#DIV/0!	#DIV/0!	#DIV/0!	#DIV/0!	#DIV/0!	#DIV/0!	#DIV/0!	#DIV/0!	#DIV/0!	#DIV/0!	#DIV/0!	#DIV/0!	#DIV/0!	#DIV/0!	#DIV/0!	#DIV/0!	#DIV/0!	#DIV/0!	#DIV/0!	#DIV/0!	#DIV/0!	#DIV/0!	#DIV/0!	#DIV/0!	#DIV/0!	#DIV/0!	#DIV/0!	#DIV/0!	#DIV/0!	#DIV/0!	#DIV/0!	#DIV/0!	#DIV/0!	#DIV/0!	#DIV/0!	#DIV/0!	#DIV/0!	#DIV/0!	#DIV/0!	#DIV/0!	#DIV/0!	#DIV/0!	0.00
%RSD				#DIV/0!	#DIV/0!	#DIV/0!	#DIV/0!	#DIV/0!	#DIV/0!	#DIV/0!	#DIV/0!	#DIV/0!	#DIV/0!	#DIV/0!	#DIV/0!	#DIV/0!	#DIV/0!	#DIV/0!	#DIV/0!	#DIV/0!	#DIV/0!	#DIV/0!	#DIV/0!	#DIV/0!	#DIV/0!	#DIV/0!	#DIV/0!	#DIV/0!	#DIV/0!	#DIV/0!	#DIV/0!	#DIV/0!	#DIV/0!	#DIV/0!	#DIV/0!	#DIV/0!	#DIV/0!	#DIV/0!	#DIV/0!	#DIV/0!	#DIV/0!	#DIV/0!	#DIV/0!	#DIV/0!	#DIV/0!	#DIV/0!	#DIV/0!	#DIV/0!	#DIV/0!	#DIV/0!	#DIV/0!	#DIV/0!	#DIV/0!	#DIV/0!
STD OXC145		STD			222																																																
STD OXC145		STD			209																																																
Mean					215.5	#DIV/0!	#DIV/0!	#DIV/0!	#DIV/0!	#DIV/0!	#DIV/0!	#DIV/0!	#DIV/0!	#DIV/0!	#DIV/0!	#DIV/0!	#DIV/0!	#DIV/0!	#DIV/0!	#DIV/0!	#DIV/0!	#DIV/0!	#DIV/0!	#DIV/0!	#DIV/0!	#DIV/0!	#DIV/0!	#DIV/0!	#DIV/0!	#DIV/0!	#DIV/0!	#DIV/0!	#DIV/0!	#DIV/0!	#DIV/0!	#DIV/0!	#DIV/0!	#DIV/0!	#DIV/0!	#DIV/0!	#DIV/0!	#DIV/0!	#DIV/0!	#DIV/0!	#DIV/0!	#DIV/0!	#DIV/0!	#DIV/0!	#DIV/0!	#DIV/0!	#DIV/0!	#DIV/0!	#DIV/0!	#DIV/0!
Standard Deviation					9.19	#DIV/0!	#DIV/0!	#DIV/0!	#DIV/0!	#DIV/0!	#DIV/0!	#DIV/0!	#DIV/0!	#DIV/0!	#DIV/0!	#DIV/0!	#DIV/0!	#DIV/0!	#DIV/0!	#DIV/0!	#DIV/0!	#DIV/0!	#DIV/0!	#DIV/0!	#DIV/0!	#DIV/0!	#DIV/0!	#DIV/0!	#DIV/0!	#DIV/0!	#DIV/0!	#DIV/0!	#DIV/0!	#DIV/0!	#DIV/0!	#DIV/0!	#DIV/0!	#DIV/0!	#DIV/0!	#DIV/0!	#DIV/0!	#DIV/0!	#DIV/0!	#DIV/0!	#DIV/0!	#DIV/0!	#DIV/0!	#DIV/0!	#DIV/0!	#DIV/0!	#DIV/0!	#DIV/0!	#DIV/0!	#DIV/0!
%RSD					4%	#DIV/0!	#DIV/0!	#DIV/0!	#DIV/0!	#DIV/0!	#DIV/0!	#DIV/0!	#DIV/0!	#DIV/0!	#DIV/0!	#DIV/0!	#DIV/0!	#DIV/0!	#DIV/0!	#DIV/0!	#DIV/0!	#DIV/0!	#DIV/0!	#DIV/0!	#DIV/0!	#DIV/0!	#DIV/0!	#DIV/0!	#DIV/0!	#DIV/0!	#DIV/0!	#DIV/0!	#DIV/0!	#DIV/0!	#DIV/0!	#DIV/0!	#DIV/0!	#DIV/0!	#DIV/0!	#DIV/0!	#DIV/0!	#DIV/0!	#DIV/0!	#DIV/0!	#DIV/0!	#DIV/0!	#DIV/0!	#DIV/0!	#DIV/0!	#DIV/0!	#DIV/0!	#DIV/0!	#DIV/0!	#DIV/0!
STD OXH139		STD			1382																																															
STD OXH139		STD			1311																																															
Mean					1346.5	#DIV/0!	#DIV/0!	#DIV/0!	#DIV/0!	#DIV/0!	#DIV/0!	#DIV/0!	#DIV/0!	#DIV/0!	#DIV/0!	#DIV/0!	#DIV/0!	#DIV/0!	#DIV/0!	#DIV/0!	#DIV/0!	#DIV/0!	#DIV/0!	#DIV/0!	#DIV/0!	#DIV/0!	#DIV/0!	#DIV/0!	#DIV/0!	#DIV/0!	#DIV/0!	#DIV/0!	#DIV/0!	#DIV/0!	#DIV/0!	#DIV/0!	#DIV/0!	#DIV/0!	#DIV/0!	#DIV/0!	#DIV/0!	#DIV/0!	#DIV/0!	#DIV/0!	#DIV/0!	#DIV/0!	#DIV/0!	#DIV/0!	#DIV/0!	#DIV/0!	#DIV/0!	#DIV/0!	#DIV/0!	#DIV/0!
Standard Deviation					50.20	#DIV/0!	#DIV/0!	#DIV/0!	#DIV/0!	#DIV/0!	#DIV/0!	#DIV/0!	#DIV/0!	#DIV/0!	#DIV/0!	#DIV/0!	#DIV/0!	#DIV/0!	#DIV/0!	#DIV/0!	#DIV/0!	#DIV/0!	#DIV/0!	#DIV/0!	#DIV/0!	#DIV/0!	#DIV/0!	#DIV/0!	#DIV/0!	#DIV/0!	#DIV/0!	#DIV/0!	#DIV/0!	#DIV/0!	#DIV/0!	#DIV/0!	#DIV/0!	#DIV/0!	#DIV/0!	#DIV/0!	#DIV/0!	#DIV/0!	#DIV/0!	#DIV/0!	#DIV/0!	#DIV/0!	#DIV/0!	#DIV/0!	#DIV/0!	#DIV/0!	#DIV/0!	#DIV/0!	#DIV/0!	#DIV/0!
%RSD					4%	#DIV/0!	#DIV/0!	#DIV/0!	#DIV/0!	#DIV/0!	#DIV/0!	#DIV/0!	#DIV/0!	#DIV/0!	#DIV/0!	#DIV/0!	#DIV/0!	#DIV/0!	#DIV/0!	#DIV/0!	#DIV/0!	#DIV/0!	#DIV/0!	#DIV/0!	#DIV/0!	#DIV/0!	#DIV/0!	#DIV/0!	#DIV/0!	#DIV/0!	#DIV/0!	#DIV/0!	#DIV/0!	#DIV/0!	#DIV/0!	#DIV/0!	#DIV/0!	#DIV/0!	#DIV/0!	#DIV/0!	#DIV/0!	#DIV/0!	#DIV/0!	#DIV/0!	#DIV/0!	#DIV/0!	#DIV/0!	#DIV/0!	#DIV/0!	#DIV/0!	#DIV/0!	#DIV/0!	#DIV/0!	#DIV/0!
BLK		BLK																																																			<0.01
BLK		BLK																																																			<0.01
BLK		BLK	<2																																																		
BLK		BLK	<2																																																		
BLK		BLK	<2																																																		
BLK		BLK	<2																																																		
BLK		BLK			<0.1	0.2	<0.1	<1	<0.1	<0.1	<0.2	<1	<0.01	<1	<0.1	<0.1	<1	<0.1	<0.1	<0.1	<1	<0.01	<0.001	<0.1	<1	<0.01	<1	<0.001	<0.01	0.001	<0.01	<0.1	<0.1	<1	<0.1	<0.1	<0.1	<0.1	<1	<1	<0.1	<0.1	0.2	<0.1	<0.05	<0.005	<1	<0.5	<0.5	
BLK		BLK			<0.1	0.2	<0.1	<1	<0.1	0.1	<0.2	2	<0.01	<1	<0.1	<0.1	<1	<0.1	<0.1	<0.1	<1	<0.01	<0.001	<0.1	<1	<0.01	<1	<0.001	<0.01	0.001	<0.01	<0.1	<0.1	<1	<0.1	<0.1	<0.1	<0.1	<1	<1	<0.1	<0.1	<0.1	<0.1	<0.05	<0.005	<1	<0.5	<0.5	
Mean				#DIV/0!	#DIV/0!	0.2	#DIV/0!	#DIV/0!	#DIV/0!	0.1	#DIV/0!	2.0	#DIV/0!	#DIV/0!	#DIV/0!	#DIV/0!	#DIV/0!	#DIV/0!	#DIV/0!	#DIV/0!	#DIV/0!	#DIV/0!	#DIV/0!	#DIV/0!	#DIV/0!	#DIV/0!	#DIV/0!	#DIV/0!	#DIV/0!	0.0	#DIV/0!	#DIV/0!	#DIV/0!	#DIV/0!	#DIV/0!	#DIV/0!	#DIV/0!	#DIV/0!	#DIV/0!	#DIV/0!	#DIV/0!	#DIV/0!	0.2	#DIV/0!	#DIV/0!	#DIV/0!	#DIV/0!	#DIV/0!	#DIV/0!	#DIV/0!	#DIV/0!	#DIV/0!	#DIV/0!
Standard Deviation				0.00	0.00	0.00	0.00	0.00	0.00	0.07	0.00	1.41	0.00	0.00	0.00	0.00	0.00	0.00	0.00	0.00	0.00	0.00	0.00	0.00	0.00	0.00	0.00	0.00	0.00	0.00	0.00	0.00	0.00	0.00	0.00	0.00	0.00	0.00	0.00	0.00	0.00	0.14	0.00	0.00	0.00	0.00	0.00	0.00	0.00	0.00	0.00
%RSD				#DIV/0!	#DIV/0!	0%	#DIV/0!	#DIV/0!	#DIV/0!	71%	#DIV/0!	71%	#DIV/0!	#DIV/0!	#DIV/0!	#DIV/0!	#DIV/0!	#DIV/0!	#DIV/0!	#DIV/0!	#DIV/0!	#DIV/0!	#DIV/0!	#DIV/0!	#DIV/0!	#DIV/0!	#DIV/0!	#DIV/0!	#DIV/0!	0%	#DIV/0!	#DIV/0!	#DIV/0!	#DIV/0!	#DIV/0!	#DIV/0!	#DIV/0!	#DIV/0!	#DIV/0!	#DIV/0!	#DIV/0!	#DIV/0!	71%	#DIV/0!	#DIV/0!	#DIV/0!	#DIV/0!	#DIV/0!	#DIV/0!	#DIV/0!	#DIV/0!	#DIV/0!	#DIV/0!
Prep Wash																																																						
ROCK-WH		Prep Blank	<2		0.8	3.4	2.3	37	<0.1	0.6	3.3	585	1.82	3	1.1	2.5	207	<0.1	0.1	<0.1	32	1.24	0.037	9.9	1	0.45	796	0.191	6.22	3.171	1.6	0.3	46.7	23	0.6	16.1	5	0.3	<1	7	2.5	<0.1	31	1.5	0.05	<0.005	<1	<0.5	<0.5	<0.01
ROCK-WH		Prep Blank	<2		1	3.7	2.2	34	<0.1	0.6	3	692	1.79	1	1.2	2.3	183	<0.1	0.1	<0.1	31	1.29	0.035	9.2	1	0.49	839	0.185	6.14	3.135	1.69	0.3	51	21	0.6	15.6	5.1	0.3	<1	6	1.7	<0.1	30.8	1.6	<0.05	<0.005	<1	<0.5	<0.5	0.01
Percent Difference				#VALUE!	22%	8%	4%	8%	#VALUE!	0%	10%	3%	2%	100%	9%	8%	12%	#VALUE!	0%	#VALUE!	3%	4%	6%	7%	0%	9%	5%	3%	1%	1%	5%	0%	9%	9%	0%	3%	2%	0%	#VALUE!	15%	38%	#VALUE!	1%	6%	#VALUE!	#VALUE!	#VALUE!	#VALUE!	#VALUE!	#VALUE!

Bureau Veritas Commodities Canada Ltd. Final Report - from csv

Client: Luckystrike Resources Ltd.
File Created: #######
Job Number: WHI18000809
Number of Samples: 28
Project: LUC
Shipment ID: LSTR-18-09
P.O. Number:
Received: #######

		Method	WGHT	FA350	MA200	MA200	MA200	MA200	MA200	MA200	MA200	MA200	MA200	MA200	MA200	MA200	MA200	MA200	MA200	MA200	MA200	MA200	MA200	MA200	MA200	MA200	MA200	MA200	MA200	MA200	MA200	MA200	MA200	MA200	MA200	MA200	MA200	MA200	MA200	MA200	MA200	MA200	MA200	MA200	MA200	MA200	MA200	MA200	MA200	MA200	MA200	MA200	MA200	MA200	MA200	AQ200
		Analyte	Wgt	Au	Mo	Cu	Pb	Zn	Ag	Ni	Co	Mn	Fe	As	U	Th	Sr	Cd	Sb	Bi	V	Ca	P	La	Cr	Mg	Ba	Ti	Al	Na	K	W	Zr	Ce	Sn	Y	Nb	Ta	Be	Sc	Li	S	Rb	Hf	In	Re	Se	Te	Tl	Hg
		Unit	KG	PPB	PPM	PPM	PPM	PPM	PPM	PPM	PPM	PPM	%	PPM	PPM	PPM	PPM	PPM	PPM	PPM	PPM	%	%	PPM	PPM	%	PPM	%	%	%	%	PPM	PPM	PPM	PPM	PPM	PPM	PPM	PPM	PPM	PPM	%	PPM	PPM	PPM	PPM	PPM	PPM	PPM	PPM	PPM
		MDL	0.01	2	0.1	0.1	0.1	1	0.1	0.1	0.2	1	0.01	1	0.1	0.1	1	0.1	0.1	0.1	1	0.01	0.001	0.1	1	0.01	1	0.001	0.01	0.001	0.01	0.1	0.1	1	0.1	0.1	0.1	0.1	1	1	0.1	0.1	0.1	0.1	0.05	0.005	1	0.5	0.5	0.01
Sample		Type																																																				
Pulp Duplicates																																																						
1317567	Rock		4.33	10	11.1	39	55.3	51	0.4	10.1	2.3	97	3.37	32	2.1	7	101	0.1	2.1	0.4	104	0.02	0.059	20.8	46	0.19	1528	0.167	4.25	0.046	1.87	0.9	14.5	40	1.5	9	5.2	0.2	2	7	9.4	<0.1	58.5	0.3	<0.05	<0.005	1	<0.5	<0.5	0.29
1317567	REP																																																					0.31
Percent Difference				#VALUE!	#VALUE!	#VALUE!	#VALUE!	#VALUE!	#VALUE!	#VALUE!	#VALUE!	#VALUE!	#VALUE!	#VALUE!	#VALUE!	#VALUE!	#VALUE!	#VALUE!	#VALUE!	#VALUE!	#VALUE!	#VALUE!	#VALUE!	#VALUE!	#VALUE!	#VALUE!	#VALUE!	#VALUE!	#VALUE!	#VALUE!	#VALUE!	#VALUE!	#VALUE!	#VALUE!	#VALUE!	#VALUE!	#VALUE!	#VALUE!	#VALUE!	#VALUE!	#VALUE!	#VALUE!	#VALUE!	#VALUE!	#VALUE!	#VALUE!	#VALUE!	#VALUE!	#VALUE!	#VALUE!	#VALUE!	#VALUE!	#VALUE!	7%
1317578	Rock		3.43	4	7.5	15.4	6.5	113	0.2	48.3	9.3	955	2.81	29	1.9	3.6	81	0.4	1.6	<0.1	42	0.02	0.06	12.8	21	0.09	723	0.104	2.39	0.019	0.7	0.5	13.8	25	0.6	8.7	3	0.2	1	4	8.6	<0.1	28.1	0.3	<0.05	<0.005	<1	<0.5	<0.5	0.05
1317578	REP			4																																																		
Percent Difference				0%	#VALUE!	#VALUE!	#VALUE!	#VALUE!	#VALUE!	#VALUE!	#VALUE!	#VALUE!	#VALUE!	#VALUE!	#VALUE!	#VALUE!	#VALUE!	#VALUE!	#VALUE!	#VALUE!	#VALUE!	#VALUE!	#VALUE!	#VALUE!	#VALUE!	#VALUE!	#VALUE!	#VALUE!	#VALUE!	#VALUE!	#VALUE!	#VALUE!	#VALUE!	#VALUE!	#VALUE!	#VALUE!	#VALUE!	#VALUE!	#VALUE!	#VALUE!	#VALUE!	#VALUE!	#VALUE!	#VALUE!	#VALUE!	#VALUE!	#VALUE!	#VALUE!	#VALUE!	#VALUE!	#VALUE!	#VALUE!	#VALUE!	#VALUE!
1317566	Rock		4.38	6	3.8	53.6	72.1	54	0.4	9.8	2.5	176	3.43	54	2.2	8.5	169	<0.1	2.8	0.2	121	0.03	0.057	24.5	54	0.21	1883	0.266	5.83	0.056	2.11	0.6	12.6	48	1.2	14.9	8	0.4	1	11	14.2	<0.1	65.9	0.3	<0.05	0.005	3	<0.5	0.7	0.6
1317566	REP			4	52.2	69.4	58	0.4	9.2	2.1	172	3.32	54	2.2	8.1	162	0.1	2.9	0.2	119	0.03	0.055	25.2	55	0.21	1824	0.258	5.59	0.052	1.93	0.9	12.7	49	1.3	14	7.5	0.4	2	11	14.7	<0.1	63.9	0.4	<0.05	<0.005	2	<0.5	0.7	
Percent Difference				#VALUE!	5%	3%	4%	7%	0%	6%	17%	2%	3%	0%	0%	5%	4%	#VALUE!	4%	0%	2%	0%	4%	3%	2%	0%	3%	3%	4%	7%	9%	40%	1%	2%	8%	6%	6%	0%	67%	0%	3%	#VALUE!	3%	29%	#VALUE!	#VALUE!	40%	#VALUE!	0%	200%
Preparation Duplicates																																																						
1317564	Rock		4.65	5	4.8	62.4	19.6	59	0.2	14.1	3.9	104	3.62	20	2	8	127	<0.1	0.7	0.2	137	0.03	0.05	20.5	94	0.18	1087	0.232	4.85	0.071	1.8	0.6	15.7	42	1	12.1	6.1	0.3	2	10	14	<0.1	59.7	0.5	0.08	<0.005	2	<0.5	<0.5	0.53
1317564	DUP			5	4.5	67.1	19.5	54	0.2	11.9	3.4	105	3.54	21	2.1	7.7	132	<0.1	0.7	0.2	135	0.03	0.055	22	89	0.17	1099	0.236	4.87	0.074	1.8	0.5	15.5	43	1	12.4	6.1	0.3	2	11	12.5	<0.1	59.8	0.4	<0.05	<0.005	<1	<0.5	<0.5	0.45
Percent Difference				0%	6%	7%	1%	9%	0%	17%	14%	1%	2%	5%	5%	4%	4%	#VALUE!	0%	0%	1%	0%	10%	7%	5%	6%	1%	2%	0%	4%	0%	18%	1%	2%	0%	2%	0%	0%	0%	10%	11%	#VALUE!	0%	22%	#VALUE!	#VALUE!	#VALUE!	#VALUE!	#VALUE!	16%
Reference Materials																																																						
STD DS11		STD																																																				0.26
STD OREAS25A-4A		STD			2.4	34.6	24	47	<0.1	46.3	7.3	513	6.4	10	2.8	14.5	48	<0.1	0.5	0.4	160	0.3	0.051	20.5	106	0.34	148	0.899	8.71	0.127	0.47	1.8	147.7	45	4.3	9.9	18.6	1.4	<1	13	37.9	<0.1	57	4.1	0.16	<0.005	1	<0.5	<0.5	
STD OREAS45E		STD			2.1	796	18.7	48	0.3	487.8	61.7	633	24.3	19	2.6	13.5	17	0.1	1	0.3	328	0.07	0.037	11.7	1039	0.17	259	0.546	6.97	0.058	0.35	1.2	98.9	25	1.4	8.6	6.4	0.5	<1	95	7.1	<0.1	21.9	3	0.09	<0.005	<1	<0.5	<0.5	
STD OREAS45EA		STD																																																			0.02
STD OXC145		STD		209																																																		
STD OXH139		STD		1311																																																		
BLK		BLK																																																			<0.01
BLK		BLK		<2																																																		
BLK		BLK		<2																																																		
BLK		BLK			<0.1	<0.1	<0.1	<1	<0.1	<0.1	<0.2	<1	<0.01	<1	<0.1	<0.1	<1	<0.1	<0.1	<0.1	<1	<0.01	<0.001	<0.1	<1	<0.01	<1	<0.001	<0.01	0.001	<0.01	<0.1	<0.1	<1	<0.1	<0.1	<0.1	<0.1	<1	<1	<0.1	<0.1	<0.1	<0.1	<0.05	<0.005	<1	<0.5	<0.5	
Mean				#DIV/0!	#DIV/0!	#DIV/0!	#DIV/0!	#DIV/0!	#DIV/0!	#DIV/0!	#DIV/0!	#DIV/0!	#DIV/0!	#DIV/0!	#DIV/0!	#DIV/0!	#DIV/0!	#DIV/0!	#DIV/0!	#DIV/0!	#DIV/0!	#DIV/0!	#DIV/0!	#DIV/0!	#DIV/0!	#DIV/0!	#DIV/0!	#DIV/0!	#DIV/0!	0.0	#DIV/0!	#DIV/0!	#DIV/0!	#DIV/0!	#DIV/0!	#DIV/0!	#DIV/0!	#DIV/0!	#DIV/0!	#DIV/0!	#DIV/0!	#DIV/0!	#DIV/0!	#DIV/0!	#DIV/0!	#DIV/0!	#DIV/0!	#DIV/0!	#DIV/0!	#DIV/0!	#DIV/0!	#DIV/0!	#DIV/0!
Standard Deviation				0.00	#DIV/0!	#DIV/0!	#DIV/0!	#DIV/0!	#DIV/0!	#DIV/0!	#DIV/0!	#DIV/0!	#DIV/0!	#DIV/0!	#DIV/0!	#DIV/0!	#DIV/0!	#DIV/0!	#DIV/0!	#DIV/0!	#DIV/0!	#DIV/0!	#DIV/0!	#DIV/0!	#DIV/0!	#DIV/0!	#DIV/0!	#DIV/0!	#DIV/0!	#DIV/0!	#DIV/0!	#DIV/0!	#DIV/0!	#DIV/0!	#DIV/0!	#DIV/0!	#DIV/0!	#DIV/0!	#DIV/0!	#DIV/0!	#DIV/0!	#DIV/0!	#DIV/0!	#DIV/0!	#DIV/0!	#DIV/0!	#DIV/0!	#DIV/0!	#DIV/0!	#DIV/0!	#DIV/0!	#DIV/0!	#DIV/0!
%RSD				#DIV/0!	#DIV/0!	#DIV/0!	#DIV/0!	#DIV/0!	#DIV/0!	#DIV/0!	#DIV/0!	#DIV/0!	#DIV/0!	#DIV/0!	#DIV/0!	#DIV/0!	#DIV/0!	#DIV/0!	#DIV/0!	#DIV/0!	#DIV/0!	#DIV/0!	#DIV/0!	#DIV/0!	#DIV/0!	#DIV/0!	#DIV/0!	#DIV/0!	#DIV/0!	#DIV/0!	#DIV/0!	#DIV/0!	#DIV/0!	#DIV/0!	#DIV/0!	#DIV/0!	#DIV/0!	#DIV/0!	#DIV/0!	#DIV/0!	#DIV/0!	#DIV/0!	#DIV/0!	#DIV/0!	#DIV/0!	#DIV/0!	#DIV/0!	#DIV/0!	#DIV/0!	#DIV/0!	#DIV/0!	#DIV/0!	#DIV/0!
Prep Wash																																																						
ROCK-WHI		Prep Blank		2	1.3	5.2	3	46	<0.1	0.8	3.5	676	2.03	1	1.1	2.8	207	0.2	<0.1	<0.1	35	1.45	0.039	11.2	2	0.48	833	0.2	6.41	3.28	1.69	0.3	51.8	24	0.7	15.5	5.5	0.4	2	7	2.5	<0.1	32	1.9	0.06	<0.005	<1	<0.5	<0.5	<0.01
ROCK-WHI		Prep Blank		<2	1.1	4.6	2.6	40	<0.1	0.9	4.2	734	2.08	3	1.1	2.5	205	<0.1	0.1	<0.1	38	1.55	0.038	9.7	3	0.52	755	0.211	6.52	3.294	1.6	0.4	46.8	21	0.9	14.2	5.2	0.4	1	7	1.9	<0.1	28.9	1.5	<0.05	<0.005	<1	<0.5	<0.5	<0.01
Percent Difference				#VALUE!	17%	12%	14%	14%	#VALUE!	12%	18%	8%	2%	100%	0%	11%	1%	#VALUE!	#VALUE!	#VALUE!	8%	7%	3%	14%	40%	8%	10%	5%	2%	0%	5%	29%	10%	13%	25%	9%	6%	0%	67%	0%	27%	#VALUE!	10%	24%	#VALUE!	#VALUE!	#VALUE!	#VALUE!	#VALUE!	#VALUE!

Bureau Veritas Commodities Canada Ltd. Final Report

Client: Luckystrike Resources Ltd.
File Created: #######
Job Number: WHI18000810
Number of Samples: 83
Project: LUC
Shipment ID: LSTR-18-10
P.O. Number:
Received: #######

	Method	WGHT	FA350	MA200	MA200	MA200	MA200	MA200	MA200	MA200	MA200	MA200	MA200	MA200	MA200	MA200	MA200	MA200	MA200	MA200	MA200	MA200	MA200
	Analyte	Wgt	Au	Mo	Cu	Pb	Zn	Ag	Ni	Co	Mn	Fe	As	U	Th	Sr	Cd	Sb	Bi	V	Ca	P	La
	Unit	KG	PPB	PPM	PPM	PPM	PPM	PPM	PPM	PPM	PPM	%	PPM	PPM	PPM	PPM	PPM	PPM	PPM	PPM	%	%	PPM
	MDL	0.01	2	0.1	0.1	0.1	1	0.1	0.1	0.2	1	0.01	1	0.1	0.1	1	0.1	0.1	0.1	1	0.01	0.001	0.1
Sample	Type																						
Pulp Duplicates																							
1317633	Rock	4.28	<2	3.4	1.4	45.1	9	0.2	4.8	0.4	66	0.33	<1	0.3	0.1	5	<0.1	0.2	0.6	<1	<0.01	0.004	0.3
1317633	REP		<2																				
Percent Difference			#VALUE!	#VALUE!	#VALUE!	#VALUE!	#VALUE!	#VALUE!	#VALUE!	#VALUE!	#VALUE!	#VALUE!	#VALUE!	#VALUE!	#VALUE!	#VALUE!	#VALUE!	#VALUE!	#VALUE!	#VALUE!	#VALUE!	#VALUE!	#VALUE!
1317625	Rock Pulp	0.06	225	189.8	1944.2	42.4	266	0.7	36.8	15.3	769	4.22	16	0.8	2	274	1.3	1.9	0.4	123	2.53	0.067	10.5
1317625	REP																						
Percent Difference			#VALUE!	#VALUE!	#VALUE!	#VALUE!	#VALUE!	#VALUE!	#VALUE!	#VALUE!	#VALUE!	#VALUE!	#VALUE!	#VALUE!	#VALUE!	#VALUE!	#VALUE!	#VALUE!	#VALUE!	#VALUE!	#VALUE!	#VALUE!	#VALUE!
1317659	Rock	4.16	4	5.1	96.3	25.1	303	0.5	86.2	41.9	2350	10.52	31	4.3	9.5	159	1.9	2.7	<0.1	180	0.17	0.209	87.3
1317659	REP																						
Percent Difference			#VALUE!	#VALUE!	#VALUE!	#VALUE!	#VALUE!	#VALUE!	#VALUE!	#VALUE!	#VALUE!	#VALUE!	#VALUE!	#VALUE!	#VALUE!	#VALUE!	#VALUE!	#VALUE!	#VALUE!	#VALUE!	#VALUE!	#VALUE!	#VALUE!
1317682	Rock	4.62	3	4.7	65.9	12.3	41	0.2	12.4	3.7	203	2.6	22	2.6	5.8	143	<0.1	1.6	<0.1	110	0.06	0.058	17.6
1317682	REP																						
Percent Difference			#VALUE!	#VALUE!	#VALUE!	#VALUE!	#VALUE!	#VALUE!	#VALUE!	#VALUE!	#VALUE!	#VALUE!	#VALUE!	#VALUE!	#VALUE!	#VALUE!	#VALUE!	#VALUE!	#VALUE!	#VALUE!	#VALUE!	#VALUE!	#VALUE!
1317667	Rock	4.23	4	8.1	63.2	10.6	34	0.3	8.6	9.6	540	1.75	21	3.4	8.2	150	0.2	1.3	0.2	379	0.03	0.052	28.8
1317667	REP		4																				
Percent Difference			0%	200%	200%	200%	200%	200%	200%	200%	200%	200%	200%	200%	200%	200%	200%	200%	200%	200%	200%	200%	200%
1317683	Rock	5.28	2	5.4	69.5	10.4	22	0.1	7.6	7.3	236	2.47	30	3	4.2	193	<0.1	1.7	<0.1	122	0.03	0.064	14.7
1317683	REP		<2																				
Percent Difference			#VALUE!	#VALUE!	#VALUE!	#VALUE!	#VALUE!	#VALUE!	#VALUE!	#VALUE!	#VALUE!	#VALUE!	#VALUE!	#VALUE!	#VALUE!	#VALUE!	#VALUE!	#VALUE!	#VALUE!	#VALUE!	#VALUE!	#VALUE!	#VALUE!
1317659	Rock	4.16	4	5.1	96.3	25.1	303	0.5	86.2	41.9	2350	10.52	31	4.3	9.5	159	1.9	2.7	<0.1	180	0.17	0.209	87.3
1317659	REP			4.9	93.9	23.8	296	0.4	84.5	40.6	2306	10.45	31	4.1	8.7	154	2.4	2.7	<0.1	181	0.16	0.208	80.1
Percent Difference			#VALUE!	4%	3%	5%	2%	22%	2%	3%	2%	1%	0%	5%	9%	3%	23%	0%	#VALUE!	1%	6%	0%	9%
1317681	Rock	4.87	4	4.3	78.1	10.2	65	0.1	13.2	4.3	247	4.11	40	3.9	5.5	131	0.2	1.4	<0.1	156	0.03	0.092	17.8
1317681	REP			4	78.8	10.7	66	0.1	14.1	4.4	245	4.14	43	4	5.8	137	<0.1	1.5	0.1	158	0.03	0.084	18
Percent Difference			#VALUE!	7%	1%	5%	2%	0%	7%	2%	1%	1%	7%	3%	5%	4%	#VALUE!	7%	#VALUE!	1%	0%	9%	1%
1317625	Rock Pulp	0.06	225	189.8	1944.2	42.4	266	0.7	36.8	15.3	769	4.22	16	0.8	2	274	1.3	1.9	0.4	123	2.53	0.067	10.5
1317625	REP			195.4	1948.2	43.9	284	0.7	38.8	15.1	764	4.32	16	0.8	2	279	1.1	1.9	0.3	123	2.61	0.063	10.4
Percent Difference			#VALUE!	3%	0%	3%	7%	0%	5%	1%	1%	2%	0%	0%	0%	2%	17%	0%	29%	0%	3%	6%	1%
Preparation Duplicates																							
1317614	Rock	3.6	6	5.4	64.1	17	281	0.2	44.1	4.9	170	3.6	34	4.7	7.4	195	0.8	1.2	0.1	415	0.05	0.106	26.9
1317614	DUP		5	5.6	63.3	18.1	301	0.2	45.1	5.1	186	3.79	35	4.8	7.2	206	0.9	1.2	0.1	442	0.05	0.111	27
Percent Difference			18%	4%	1%	6%	7%	0%	2%	4%	9%	5%	3%	2%	3%	5%	12%	0%	0%	6%	0%	5%	0%
1317648	Rock	4.3	5	2.1	2.1	25.3	488	1.3	97.6	8	3293	3.1	12	2.1	0.9	58	3.2	3.7	<0.1	29	0.03	0.081	2.3
1317648	DUP		4	2.1	1.8	24.8	491	1.3	96.1	8.1	3194	3.05	12	2.1	1	57	3.6	3.7	<0.1	28	0.03	0.079	2.4
Percent Difference			22%	0%	15%	2%	1%	0%	2%	1%	3%	2%	0%	0%	11%	2%	12%	0%	#VALUE!	4%	0%	3%	4%
1317682	Rock	4.62	3	4.7	65.9	12.3	41	0.2	12.4	3.7	203	2.6	22	2.6	5.8	143	<0.1	1.6	<0.1	110	0.06	0.058	17.6
1317682	DUP		3	5.1	73.7	13.5	46	0.1	12.2	4.1	201	2.96	25	2.8	6.2	149	<0.1	1.6	0.1	118	0.06	0.06	18.5
Percent Difference			0%	8%	11%	9%	11%	67%	2%	10%	1%	13%	13%	7%	7%	4%	#VALUE!	0%	#VALUE!	7%	0%	3%	5%
Reference Materials																							
STD DS11	STD																						
STD DS11	STD																						
STD DS11	STD																						
Mean			#DIV/0!	#DIV/0!	#DIV/0!	#DIV/0!	#DIV/0!	#DIV/0!	#DIV/0!	#DIV/0!	#DIV/0!	#DIV/0!	#DIV/0!	#DIV/0!	#DIV/0!	#DIV/0!	#DIV/0!	#DIV/0!	#DIV/0!	#DIV/0!	#DIV/0!	#DIV/0!	#DIV/0!
Standard Deviation			#DIV/0!	#DIV/0!	#DIV/0!	#DIV/0!	#DIV/0!	#DIV/0!	#DIV/0!	#DIV/0!	#DIV/0!	#DIV/0!	#DIV/0!	#DIV/0!	#DIV/0!	#DIV/0!	#DIV/0!	#DIV/0!	#DIV/0!	#DIV/0!	#DIV/0!	#DIV/0!	#DIV/0!
%RSD			#DIV/0!	#DIV/0!	#DIV/0!	#DIV/0!	#DIV/0!	#DIV/0!	#DIV/0!	#DIV/0!	#DIV/0!	#DIV/0!	#DIV/0!	#DIV/0!	#DIV/0!	#DIV/0!	#DIV/0!	#DIV/0!	#DIV/0!	#DIV/0!	#DIV/0!	#DIV/0!	#DIV/0!
STD OREAS25A-4A	STD			2.6	37.2	25.5	49	<0.1	48.2	8.3	489	6.69	10	2.9	16.5	50	<0.1	0.6	0.4	160	0.29	0.051	23.9
STD OREAS25A-4A	STD			2.5	38.1	26.3	45	<0.1	48.4	8.5	483	6.69	10	2.9	14.5	44	<0.1	0.6	0.4	158	0.25	0.052	16.6
STD OREAS25A-4A	STD			2.5	36.3	26	45	<0.1	46.2	8.3	485	6.64	10	2.9	15.5	46	<0.1	0.6	0.4	164	0.29	0.054	21.7
Mean			#DIV/0!	2.5	37.2	25.9	46.3	#DIV/0!	47.6	8.4	485.7	6.7	10.0	2.9	15.5	46.7	#DIV/0!	0.6	0.4	160.7	0.3	0.1	20.7
Standard Deviation			#DIV/0!	0.06	0.90	0.40	2.31	0.00	1.22	0.12	3.06	0.03	0.00	0.00	1.00	3.06	0.00	0.00	0.00	3.06	0.02	0.00	3.74
%RSD			#DIV/0!	2%	2%	2%	5%	#DIV/0!	3%	1%	1%	0%	0%	0%	6%	7%	#DIV/0!	0%	0%	2%	8%	3%	18%
STD OREAS45E	STD			2.7	805.5	18.6	48	0.3	458.8	62.9	561	24.71	17	2.4	13.6	17	<0.1	1	0.3	332	0.06	0.034	12.4
STD OREAS45E	STD			2.7	779.6	20.5	53	0.3	493.3	64.6	610	26.89	18	2.7	14.8	18	<0.1	1.2	0.3	340	0.07	0.039	11.9
STD OREAS45E	STD			2.4	771.8	18.6	46	0.3	477.1	60.3	565	23.85	17	2.5	11.4	16	<0.1	1.2	0.3	319	0.07	0.036	7.3
Mean			#DIV/0!	2.6	785.6	19.2	49.0	0.3	476.4	62.6	578.7	25.2	17.3	2.5	13.3	17.0	#DIV/0!	1.1	0.3	330.3	0.1	0.0	10.5
Standard Deviation			#DIV/0!	0.17	17.64	1.10	3.61	0.00	17.26	2.17	27.21	1.57	0.58	0.15	1.72	1.00	0.00	0.12	0.00	10.60	0.01	0.00	2.81
%RSD			#DIV/0!	7%	2%	6%	7%	0%	4%	3%	5%	6%	3%	6%	13%	6%	#DIV/0!	10%	0%	3%	9%	7%	27%
STD OREAS45EA	STD																						
STD OREAS45EA	STD																						
STD OREAS45EA	STD																						
Mean			#DIV/0!	#DIV/0!	#DIV/0!	#DIV/0!	#DIV/0!	#DIV/0!	#DIV/0!	#DIV/0!	#DIV/0!	#DIV/0!	#DIV/0!	#DIV/0!	#DIV/0!	#DIV/0!	#DIV/0!	#DIV/0!	#DIV/0!	#DIV/0!	#DIV/0!	#DIV/0!	#DIV/0!
Standard Deviation			#DIV/0!	#DIV/0!	#DIV/0!	#DIV/0!	#DIV/0!	#DIV/0!	#DIV/0!	#DIV/0!	#DIV/0!	#DIV/0!	#DIV/0!	#DIV/0!	#DIV/0!	#DIV/0!	#DIV/0!	#DIV/0!	#DIV/0!	#DIV/0!	#DIV/0!	#DIV/0!	#DIV/0!
%RSD			#DIV/0!	#DIV/0!	#DIV/0!	#DIV/0!	#DIV/0!	#DIV/0!	#DIV/0!	#DIV/0!	#DIV/0!	#DIV/0!	#DIV/0!	#DIV/0!	#DIV/0!	#DIV/0!	#DIV/0!	#DIV/0!	#DIV/0!	#DIV/0!	#DIV/0!	#DIV/0!	#DIV/0!
STD OXC145	STD		207																				
STD OXC145	STD		216																				
STD OXC145	STD		209																				
STD OXC145	STD		207																				
Mean			209.8	#DIV/0!	#DIV/0!	#DIV/0!	#DIV/0!	#DIV/0!	#DIV/0!	#DIV/0!	#DIV/0!	#DIV/0!	#DIV/0!	#DIV/0!	#DIV/0!	#DIV/0!	#DIV/0!	#DIV/0!	#DIV/0!	#DIV/0!	#DIV/0!	#DIV/0!	#DIV/0!
Standard Deviation			4.27	#DIV/0!	#DIV/0!	#DIV/0!	#DIV/0!	#DIV/0!	#DIV/0!	#DIV/0!	#DIV/0!	#DIV/0!	#DIV/0!	#DIV/0!	#DIV/0!	#DIV/0!	#DIV/0!	#DIV/0!	#DIV/0!	#DIV/0!	#DIV/0!	#DIV/0!	#DIV/0!
%RSD			2%	#DIV/0!	#DIV/0!	#DIV/0!	#DIV/0!	#DIV/0!	#DIV/0!	#DIV/0!	#DIV/0!	#DIV/0!	#DIV/0!	#DIV/0!	#DIV/0!	#DIV/0!	#DIV/0!	#DIV/0!	#DIV/0!	#DIV/0!	#DIV/0!	#DIV/0!	#DIV/0!
STD OXH139	STD		1314																				
STD OXH139	STD		1299																				
STD OXH139	STD		1311																				
Mean			1308.0	#DIV/0!	#DIV/0!	#DIV/0!	#DIV/0!	#DIV/0!	#DIV/0!	#DIV/0!	#DIV/0!	#DIV/0!	#DIV/0!	#DIV/0!	#DIV/0!	#DIV/0!	#DIV/0!	#DIV/0!	#DIV/0!	#DIV/0!	#DIV/0!	#DIV/0!	#DIV/0!
Standard Deviation			7.94	#DIV/0!	#DIV/0!	#DIV/0!	#DIV/0!	#DIV/0!	#DIV/0!	#DIV/0!	#DIV/0!	#DIV/0!	#DIV/0!	#DIV/0!	#DIV/0!	#DIV/0!	#DIV/0!	#DIV/0!	#DIV/0!	#DIV/0!	#DIV/0!	#DIV/0!	#DIV/0!
%RSD			1%	#DIV/0!	#DIV/0!	#DIV/0!	#DIV/0!	#DIV/0!	#DIV/0!	#DIV/0!	#DIV/0!	#DIV/0!	#DIV/0!	#DIV/0!	#DIV/0!	#DIV/0!	#DIV/0!	#DIV/0!	#DIV/0!	#DIV/0!	#DIV/0!	#DIV/0!	#DIV/0!
BLK	BLK		<2																				
BLK	BLK		<2																				
BLK	BLK																						
BLK	BLK																						
BLK	BLK																						
BLK	BLK		<2																				
BLK	BLK		<2																				
BLK	BLK		<2																				
BLK	BLK		<2																				
BLK	BLK		<2																				
BLK	BLK			<0.1	<0.1	<0.1	<1	<0.1	<0.1	<0.2	<1	<0.01	<1	<0.1	<0.1	<1	<0.1	<0.1	<0.1	<1	<0.01	<0.001	<0.1
BLK	BLK			<0.1	<0.1	<0.1	<1	<0.1	<0.1	<0.2	<1	<0.01	<1	<0.1	<0.1	<1	<0.1	<0.1	<0.1	<1	<0.01	<0.001	<0.1
BLK	BLK			<0.1	0.2	<0.1	<1	<0.1	0.1	<0.2	2	<0.01	<1	<0.1	<0.1	<1	<0.1	<0.1	<0.1	<1	<0.01	<0.001	<0.1
Mean			#DIV/0!	#DIV/0!	0.2	#DIV/0!	#DIV/0!	#DIV/0!	0.1	#DIV/0!	2.0	#DIV/0!	#DIV/0!	#DIV/0!	#DIV/0!	#DIV/0!	#DIV/0!	#DIV/0!	#DIV/0!	#DIV/0!	#DIV/0!	#DIV/0!	#DIV/0!
Standard Deviation			0.00	0.00	0.12	0.00	0.00	0.00	0.06	0.00	1.15	0.00	0.00	0.00	0.00	0.00	0.00	0.00	0.00	0.00	0.00	0.00	0.00
%RSD			#DIV/0!	#DIV/0!	58%	#DIV/0!	#DIV/0!	#DIV/0!	58%	#DIV/0!	58%	#DIV/0!	#DIV/0!	#DIV/0!	#DIV/0!	#DIV/0!	#DIV/0!	#DIV/0!	#DIV/0!	#DIV/0!	#DIV/0!	#DIV/0!	#DIV/0!
Prep Wash																							
ROCK-WHI	Prep Blank		<2	1.3	3.7	3	34	<0.1	0.6	3.6	627	1.99	2	1.2	3	193	<0.1	0.1	<0.1	32	1.52	0.041	13.6
ROCK-WHI	Prep Blank		<2	1.2	4.1	3.1	46	<0.1	0.7	4.1	692	2.12	2	1.3	3.1	202	<0.1	0.1	<0.1	34	1.57	0.044	13.7
Percent Difference			#VALUE!	8%	10%	3%	30%	#VALUE!	15%	13%	10%	6%	0%	8%	3%	5%	#VALUE!	0%	#VALUE!	6%	3%	7%	1%

	Method	MA200	MA200	MA200	MA200	MA200	MA200	MA200	MA200	MA200	MA200	MA200	MA200	MA200	MA200	MA200	MA200	MA200	MA200	MA200	MA200	MA200	MA200	MA200	MA200	MA200	AQ200
	Analyte	Cr	Mg	Ba	Ti	Al	Na	K	W	Zr	Ce	Sn	Y	Nb	Ta	Be	Sc	Li	S	Rb	Hf	In	Re	Se	Te	Tl	Hg
	Unit	PPM	%	PPM	%	%	%	%	PPM	PPM	PPM	PPM	PPM	PPM	PPM	PPM	PPM	PPM	%	PPM	PPM	PPM	PPM	PPM	PPM	PPM	PPM
	MDL	1	0.01	1	0.001	0.01	0.001	0.01	0.1	0.1	1	0.1	0.1	0.1	0.1	1	1	0.1	0.1	0.1	0.1	0.05	0.005	1	0.5	0.5	0.01
Sample	Type																										
Pulp Duplicates																											
1317633	Rock	5	<0.01	149	0.002	0.38	0.022	0.05	<0.1	0.4	<1	0.1	3.6	0.1	<0.1	<1	<1	1.5	<0.1	1.5	<0.1	<0.05	<0.005	<1	<0.5	<0.5	<0.01
1317633	REP																										
Percent Difference		#VALUE!	#VALUE!	#VALUE!	#VALUE!	#VALUE!	#VALUE!	#VALUE!	#VALUE!	#VALUE!	#VALUE!	#VALUE!	#VALUE!	#VALUE!	#VALUE!	#VALUE!	#VALUE!	#VALUE!	#VALUE!	#VALUE!	#VALUE!	#VALUE!	#VALUE!	#VALUE!	#VALUE!	#VALUE!	#VALUE!
1317625	Rock Pulp	55	1.32	592	0.361	6.43	2.224	0.89	9	31.3	21	2	15.5	4.4	0.3	<1	15	16.1	0.3	23.4	1.1	0.11	0.096	<1	<0.5	<0.5	0.09
1317625	REP																										0.08
Percent Difference		#VALUE!	#VALUE!	#VALUE!	#VALUE!	#VALUE!	#VALUE!	#VALUE!	#VALUE!	#VALUE!	#VALUE!	#VALUE!	#VALUE!	#VALUE!	#VALUE!	#VALUE!	#VALUE!	#VALUE!	#VALUE!	#VALUE!	#VALUE!	#VALUE!	#VALUE!	#VALUE!	#VALUE!	#VALUE!	12%
1317659	Rock	31	0.36	5178	1.316	10.33	0.089	2.2	2.8	26.1	164	7.1	54.1	76.7	5	4	22	19.1	<0.1	130.3	1.2	0.18	<0.005	<1	<0.5	2	0.36
1317659	REP																										0.34
Percent Difference		#VALUE!	#VALUE!	#VALUE!	#VALUE!	#VALUE!	#VALUE!	#VALUE!	#VALUE!	#VALUE!	#VALUE!	#VALUE!	#VALUE!	#VALUE!	#VALUE!	#VALUE!	#VALUE!	#VALUE!	#VALUE!	#VALUE!	#VALUE!	#VALUE!	#VALUE!	#VALUE!	#VALUE!	#VALUE!	6%
1317682	Rock	53	0.15	1592	0.215	3.15	0.072	1.09	1	23.7	34	1.3	9.3	5.8	0.4	<1	8	8.9	<0.1	38.6	0.6	<0.05	<0.005	2	<0.5	<0.5	0.07
1317682	REP																										0.08
Percent Difference		#VALUE!	#VALUE!	#VALUE!	#VALUE!	#VALUE!	#VALUE!	#VALUE!	#VALUE!	#VALUE!	#VALUE!	#VALUE!	#VALUE!	#VALUE!	#VALUE!	#VALUE!	#VALUE!	#VALUE!	#VALUE!	#VALUE!	#VALUE!	#VALUE!	#VALUE!	#VALUE!	#VALUE!	#VALUE!	13%
1317667	Rock	104	0.18	2555	0.255	4.31	0.056	1.4	1.1	38.7	48	0.7	10.8	5.1	0.3	2	9	7	<0.1	49.5	1	0.08	<0.005	3	<0.5	0.6	0.23
1317667	REP																										
Percent Difference		200%	200%	200%	200%	200%	200%	200%	200%	200%	200%	200%	200%	200%	200%	200%	200%	200%	#VALUE!	200%	200%	200%	#VALUE!	200%	#VALUE!	200%	200%
1317683	Rock	47	0.11	1163	0.182	2.47	0.025	0.73	0.6	19.5	27	0.8	7.7	4.4	0.2	1	6	10	<0.1	25.7	0.5	<0.05	<0.005	2	<0.5	<0.5	0.08
1317683	REP																										
Percent Difference		#VALUE!	#VALUE!	#VALUE!	#VALUE!	#VALUE!	#VALUE!	#VALUE!	#VALUE!	#VALUE!	#VALUE!	#VALUE!	#VALUE!	#VALUE!	#VALUE!	#VALUE!	#VALUE!	#VALUE!	#VALUE!	#VALUE!	#VALUE!	#VALUE!	#VALUE!	#VALUE!	#VALUE!	#VALUE!	#VALUE!
1317659	Rock	31	0.36	5178	1.316	10.33	0.089	2.2	2.8	26.1	164	7.1	54.1	76.7	5	4	22	19.1	<0.1	130.3	1.2	0.18	<0.005	<1	<0.5	2	0.36
1317659	REP	31	0.4	5270	1.363	10.13	0.087	2.2	2.7	26.5	151	6.8	52.8	77.9	5	4	21	18.8	<0.1	127.9	1.2	0.18	<0.005	2	<0.5	1.8	
Percent Difference		0%	11%	2%	4%	2%	2%	0%	4%	2%	8%	4%	2%	2%	0%	0%	5%	2%	#VALUE!	2%	0%	0%	#VALUE!	#VALUE!	#VALUE!	11%	200%
1317681	Rock	53	0.11	1260	0.194	3.2	0.031	0.83	0.7	16.3	32	1.3	14.4	5.3	0.4	2	9	10.7	<0.1	31.6	0.5	<0.05	<0.005	1	<0.5	<0.5	0.1
1317681	REP	52	0.12	1288	0.194	3.19	0.03	0.86	0.9	17.8	34	1.3	14.7	5.5	0.4	2	9	11.1	<0.1	32.6	0.5	<0.05	<0.005	1	<0.5	<0.5	
Percent Difference		2%	9%	2%	0%	0%	3%	4%	25%	9%	6%	0%	2%	4%	0%	0%	0%	4%	#VALUE!	3%	0%	#VALUE!	#VALUE!	0%	#VALUE!	#VALUE!	200%
1317625	Rock Pulp	55	1.32	592	0.361	6.43	2.224	0.89	9	31.3	21	2	15.5	4.4	0.3	<1	15	16.1	0.3	23.4	1.1	0.11	0.096	<1	<0.5	<0.5	0.09
1317625	REP	56	1.35	599	0.364	6.48	2.316	0.89	9.3	30	21	2	15.6	4.3	0.3	<1	15	17.3	0.3	22.7	1	0.11	0.082	<1	<0.5	<0.5	
Percent Difference		2%	2%	1%	1%	1%	4%	0%	3%	4%	0%	0%	1%	2%	0%	#VALUE!	0%	7%	0%	3%	10%	0%	16%	#VALUE!	#VALUE!	#VALUE!	200%
Preparation Duplicates																											
1317614	Rock	107	0.21	2494	0.233	4.03	0.044	1.43	1.1	28.5	45	1.2	18.7	4.5	0.2	1	10	9.4	<0.1	60.2	0.7	<0.05	<0.005	1	<0.5	<0.5	0.08
1317614	DUP	106	0.19	2458	0.225	3.98	0.041	1.39	1	26.6	45	1.2	19.7	4.4	0.3	2	10	8.9	<0.1	58.7	0.6	<0.05	<0.005	1	<0.5	<0.5	0.08
Percent Difference		1%	10%	1%	3%	1%	7%	3%	10%	7%	0%	0%	5%	2%	40%	67%	0%	5%	#VALUE!	3%	15%	#VALUE!	#VALUE!	0%	#VALUE!	#VALUE!	0%
1317648	Rock	2	0.02	5341	0.013	1.12	0.048	0.44	0.1	6.2	4	0.9	9.8	0.5	0.1	1	1	35	<0.1	12.8	0.2	0.06	<0.005	<1	<0.5	1.2	0.19
1317648	DUP	2	0.02	5458	0.012	1.11	0.05	0.47	<0.1	4.6	4	0.9	9.2	0.5	0.1	1	1	32.8	<0.1	12.7	0.2	0.09	<0.005	<1	<0.5	1.2	0.21
Percent Difference		0%	0%	2%	8%	1%	4%	7%	#VALUE!	30%	0%	0%	6%	0%	0%	0%	0%	6%	#VALUE!	1%	0%	40%	#VALUE!	#VALUE!	#VALUE!	0%	10%
1317682	Rock	53	0.15	1592	0.215	3.15	0.072	1.09	1	23.7	34	1.3	9.3	5.8	0.4	<1	8	8.9	<0.1	38.6	0.6	<0.05	<0.005	2	<0.5	<0.5	0.07
1317682	DUP	49	0.16	1624	0.226	3.25	0.072	1.1	1	23.5	35	1.3	10.1	6.2	0.4	1	8	9.8	<0.1	38.6	0.7	<0.05	<0.005	2	<0.5	<0.5	0.08
Percent Difference		8%	6%	2%	5%	3%	0%	1%	0%	1%	3%	0%	8%	7%	0%	#VALUE!	0%	10%	#VALUE!	0%	15%	#VALUE!	#VALUE!	0%	#VALUE!	#VALUE!	13%
Reference Materials																											
STD DS11	STD																										0.24
STD DS11	STD																										0.22
STD DS11	STD																										0.24
Mean		#DIV/0!	#DIV/0!	#DIV/0!	#DIV/0!	#DIV/0!	#DIV/0!	#DIV/0!	#DIV/0!	#DIV/0!	#DIV/0!	#DIV/0!	#DIV/0!	#DIV/0!	#DIV/0!	#DIV/0!	#DIV/0!	#DIV/0!	#DIV/0!	#DIV/0!	#DIV/0!	#DIV/0!	#DIV/0!	#DIV/0!	#DIV/0!	#DIV/0!	0.2
Standard Deviation		#DIV/0!	#DIV/0!	#DIV/0!	#DIV/0!	#DIV/0!	#DIV/0!	#DIV/0!	#DIV/0!	#DIV/0!	#DIV/0!	#DIV/0!	#DIV/0!	#DIV/0!	#DIV/0!	#DIV/0!	#DIV/0!	#DIV/0!	#DIV/0!	#DIV/0!	#DIV/0!	#DIV/0!	#DIV/0!	#DIV/0!	#DIV/0!	#DIV/0!	0.01
%RSD		#DIV/0!	#DIV/0!	#DIV/0!	#DIV/0!	#DIV/0!	#DIV/0!	#DIV/0!	#DIV/0!	#DIV/0!	#DIV/0!	#DIV/0!	#DIV/0!	#DIV/0!	#DIV/0!	#DIV/0!	#DIV/0!	#DIV/0!	#DIV/0!	#DIV/0!	#DIV/0!	#DIV/0!	#DIV/0!	#DIV/0!	#DIV/0!	#DIV/0!	5%
STD OREAS25A-4A	STD	115	0.33	155	0.871	8.78	0.135	0.48	1.8	152	51	4.4	10.7	19.2	1.4	<1	13	40.4	<0.1	64.3	4.2	0.07	<0.005	2	<0.5	<0.5	
STD OREAS25A-4A	STD	124	0.29	147	0.949	7.92	0.139	0.48	2	152.2	39	4.3	9.2	21.4	1.5	1	12	41.4	<0.1	55.4	4.5	0.11	<0.005	3	<0.5	<0.5	
STD OREAS25A-4A	STD	120	0.32	142	0.933	8.78	0.134	0.49	2.1	154.2	46	4.1	9.8	19.3	1.4	<1	12	40.3	<0.1	59.8	4.3	0.12	<0.005	2	<0.5	<0.5	
Mean		119.7	0.3	148.0	0.9	8.5	0.1	0.5	2.0	152.8	45.3	4.3	9.9	20.0	1.4	1.0	12.3	40.7	#DIV/0!	59.8	4.3	0.1	#DIV/0!	2.3	#DIV/0!	#DIV/0!	#DIV/0!
Standard Deviation		4.51	0.02	6.56	0.04	0.50	0.00	0.01	0.15	1.22	6.03	0.15	0.75	1.24	0.06	0.58	0.58	0.61	0.00	4.45	0.15	0.03	0.00	0.58	0.00	0.00	#DIV/0!
%RSD		4%	7%	4%	4%	6%	2%	1%	8%	1%	13%	4%	8%	6%	4%	58%	5%	1%	#DIV/0!	7%	4%	26%	#DIV/0!	25%	#DIV/0!	#DIV/0!	#DIV/0!
STD OREAS45E	STD	969	0.15	253	0.526	6.91	0.062	0.35	1	91.6	26	1.4	8.2	5.9	0.5	<1	91	7.5	<0.1	21.7	2.8	0.07	<0.005	3	<0.5	<0.5	
STD OREAS45E	STD	1022	0.17	271	0.565	6.81	0.07	0.35	1.1	100.5	25	1.6	8.4	6.6	0.6	<1	99	8	<0.1	24.5	3.2	0.09	<0.005	3	<0.5	<0.5	
STD OREAS45E	STD	971	0.15	250	0.544	6.48	0.057	0.33	1	95.8	19	1.4	6.4	6.5	0.5	<1	85	7	<0.1	20.9	3	0.09	<0.005	3	<0.5	<0.5	
Mean		987.3	0.2	258.0	0.5	6.7	0.1	0.3	1.0	96.0	23.3	1.5	7.7	6.3	0.5	#DIV/0!	91.7	7.5	#DIV/0!	22.4	3.0	0.1	#DIV/0!	3.0	#DIV/0!	#DIV/0!	#DIV/0!
Standard Deviation		30.04	0.01	11.36	0.02	0.23	0.01	0.01	0.06	4.45	3.79	0.12	1.10	0.38	0.06	0.00	7.02	0.50	0.00	1.89	0.20	0.01	0.00	0.00	0.00	0.00	#DIV/0!
%RSD		3%	7%	4%	4%	3%	10%	3%	6%	5%	16%	8%	14%	6%	11%	#DIV/0!	8%	7%	#DIV/0!	8%	7%	14%	#DIV/0!	0%	#DIV/0!	#DIV/0!	#DIV/0!
STD OREAS45EA	STD																										0.01
STD OREAS45EA	STD																										0.02
STD OREAS45EA	STD																										0.01
Mean		#DIV/0!	#DIV/0!	#DIV/0!	#DIV/0!	#DIV/0!	#DIV/0!	#DIV/0!	#DIV/0!	#DIV/0!	#DIV/0!	#DIV/0!	#DIV/0!	#DIV/0!	#DIV/0!	#DIV/0!	#DIV/0!	#DIV/0!	#DIV/0!	#DIV/0!	#DIV/0!	#DIV/0!	#DIV/0!	#DIV/0!	#DIV/0!	#DIV/0!	0.0
Standard Deviation		#DIV/0!	#DIV/0!	#DIV/0!	#DIV/0!	#DIV/0!	#DIV/0!	#DIV/0!	#DIV/0!	#DIV/0!	#DIV/0!	#DIV/0!	#DIV/0!	#DIV/0!	#DIV/0!	#DIV/0!	#DIV/0!	#DIV/0!	#DIV/0!	#DIV/0!	#DIV/0!	#DIV/0!	#DIV/0!	#DIV/0!	#DIV/0!	#DIV/0!	0.01
%RSD		#DIV/0!	#DIV/0!	#DIV/0!	#DIV/0!	#DIV/0!	#DIV/0!	#DIV/0!	#DIV/0!	#DIV/0!	#DIV/0!	#DIV/0!	#DIV/0!	#DIV/0!	#DIV/0!	#DIV/0!	#DIV/0!	#DIV/0!	#DIV/0!	#DIV/0!	#DIV/0!	#DIV/0!	#DIV/0!	#DIV/0!	#DIV/0!	#DIV/0!	43%
STD OXC145	STD																										
STD OXC145	STD																										
STD OXC145	STD																										
STD OXC145	STD																										
Mean		#DIV/0!	#DIV/0!	#DIV/0!	#DIV/0!	#DIV/0!	#DIV/0!	#DIV/0!	#DIV/0!	#DIV/0!	#DIV/0!	#DIV/0!	#DIV/0!	#DIV/0!	#DIV/0!	#DIV/0!	#DIV/0!	#DIV/0!	#DIV/0!	#DIV/0!	#DIV/0!	#DIV/0!	#DIV/0!	#DIV/0!	#DIV/0!	#DIV/0!	#DIV/0!
Standard Deviation		#DIV/0!	#DIV/0!	#DIV/0!	#DIV/0!	#DIV/0!	#DIV/0!	#DIV/0!	#DIV/0!	#DIV/0!	#DIV/0!	#DIV/0!	#DIV/0!	#DIV/0!	#DIV/0!	#DIV/0!	#DIV/0!	#DIV/0!	#DIV/0!	#DIV/0!	#DIV/0!	#DIV/0!	#DIV/0!	#DIV/0!	#DIV/0!	#DIV/0!	#DIV/0!
%RSD		#DIV/0!	#DIV/0!	#DIV/0!	#DIV/0!	#DIV/0!	#DIV/0!	#DIV/0!	#DIV/0!	#DIV/0!	#DIV/0!	#DIV/0!	#DIV/0!	#DIV/0!	#DIV/0!	#DIV/0!	#DIV/0!	#DIV/0!	#DIV/0!	#DIV/0!	#DIV/0!	#DIV/0!	#DIV/0!	#DIV/0!	#DIV/0!	#DIV/0!	#DIV/0!
STD OXH139	STD																										
STD OXH139	STD																										
STD OXH139	STD																										
Mean		#DIV/0!	#DIV/0!	#DIV/0!	#DIV/0!	#DIV/0!	#DIV/0!	#DIV/0!	#DIV/0!	#DIV/0!	#DIV/0!	#DIV/0!	#DIV/0!	#DIV/0!	#DIV/0!	#DIV/0!	#DIV/0!	#DIV/0!	#DIV/0!	#DIV/0!	#DIV/0!	#DIV/0!	#DIV/0!	#DIV/0!	#DIV/0!	#DIV/0!	#DIV/0!
Standard Deviation		#DIV/0!	#DIV/0!	#DIV/0!	#DIV/0!	#DIV/0!	#DIV/0!	#DIV/0!	#DIV/0!	#DIV/0!	#DIV/0!	#DIV/0!	#DIV/0!	#DIV/0!	#DIV/0!	#DIV/0!	#DIV/0!	#DIV/0!	#DIV/0!	#DIV/0!	#DIV/0!	#DIV/0!	#DIV/0!	#DIV/0!	#DIV/0!	#DIV/0!	#DIV/0!
%RSD		#DIV/0!	#DIV/0!	#DIV/0!	#DIV/0!	#DIV/0!	#DIV/0!	#DIV/0!	#DIV/0!	#DIV/0!	#DIV/0!	#DIV/0!	#DIV/0!	#DIV/0!	#DIV/0!	#DIV/0!	#DIV/0!	#DIV/0!	#DIV/0!	#DIV/0!	#DIV/0!	#DIV/0!	#DIV/0!	#DIV/0!	#DIV/0!	#DIV/0!	#DIV/0!
BLK	BLK																										
BLK	BLK																										
BLK	BLK																										<0.01
BLK	BLK																										<0.01
BLK	BLK																										<0.01
BLK	BLK																										
BLK	BLK																										
BLK	BLK																										
BLK	BLK																										
BLK	BLK																										
BLK	BLK	2	<0.01	<1	<0.001	<0.01	0.001	<0.01	<0.1	<0.1	<1	<0.1	<0.1	<0.1	<0.1	<1	<1	<0.1	<0.1	0.1	<0.1	<0.05	<0.005	<1	<0.5	<0.5	
BLK	BLK	<1	<0.01	<1	<0.001	<0.01	0.001	<0.01	<0.1	<0.1	<1	<0.1	<0.1	<0.1	<0.1	<1	<1	<0.1	<0.1	<0.1	<0.1	<0.05	<0.005	<1	<0.5	<0.5	
BLK	BLK	<1	<0.01	<1	<0.001	<0.01	0.001	<0.01	<0.1	<0.1	<1	<0.1	<0.1	<0.1	<0.1	<1	<1	<0.1	<0.1	<0.1	<0.1	<0.05	<0.005	<1	<0.5	<0.5	
Mean		2.0	#DIV/0!	#DIV/0!	#DIV/0!	#DIV/0!	0.0	#DIV/0!	#DIV/0!	#DIV/0!	#DIV/0!	#DIV/0!	#DIV/0!	#DIV/0!	#DIV/0!	#DIV/0!	#DIV/0!	#DIV/0!	#DIV/0!	0.1	#DIV/0!	#DIV/0!	#DIV/0!	#DIV/0!	#DIV/0!	#DIV/0!	#DIV/0!
Standard Deviation		1.15	0.00	0.00	0.00	0.00	0.00	0.00	0.00	0.00	0.00	0.00	0.00	0.00	0.00	0.00	0.00	0.00	0.00	0.06	0.00	0.00	0.00	0.00	0.00	0.00	0.00
%RSD		58%	#DIV/0!	#DIV/0!	#DIV/0!	#DIV/0!	0%	#DIV/0!	#DIV/0!	#DIV/0!	#DIV/0!	#DIV/0!	#DIV/0!	#DIV/0!	#DIV/0!	#DIV/0!	#DIV/0!	#DIV/0!	#DIV/0!	58%	#DIV/0!	#DIV/0!	#DIV/0!	#DIV/0!	#DIV/0!	#DIV/0!	#DIV/0!
Prep Wash																											
ROCK-WHI	Prep Blank	3	0.44	811	0.201	6.62	3.295	1.72	0.3	48.8	25	0.8	16.4	5.4	0.4	<1	7	2.8	<0.1	35.9	1.7	<0.05	<0.005	<1	<0.5	<0.5	<0.01
ROCK-WHI	Prep Blank	4	0.47	855	0.215	6.86	3.387	1.71	0.3	53.4	25	0.8	17.3	5.9	0.4	1	7	2.7	<0.1	37.6	1.7	<0.05	<0.005	<1	<0.5	<0.5	<0.01
Percent Difference		29%	7%	5%	7%	4%	3%	1%	0%	9%	0%	0%	5%	9%	0%	#VALUE!	0%	4%	#VALUE!	5%	0%	#VALUE!	#VALUE!	#VALUE!	#VALUE!	#VALUE!	#VALUE!

Bureau Veritas Commodities Canada Ltd. Final Report

Client: Luckystrike Resources Ltd.
File Created: #######
Job Number: WHI18000812
Number of Samples: 85
Project: LUC
Shipment ID: LUC-2018-TR-11
P.O. Number:
Received: #######

	Method	WGHT	FA350	MA200	MA200	MA200	MA200	MA200	MA200	MA200	MA200	MA200	MA200	MA200	MA200	MA200	MA200	MA200	MA200	MA200	MA200	MA200	MA200	MA200	MA200	MA200
	Analyte	Wgt	Au	Mo	Cu	Pb	Zn	Ag	Ni	Co	Mn	Fe	As	U	Th	Sr	Cd	Sb	Bi	V	Ca	P	La	Cr	Mg	Ba
	Unit	KG	PPB	PPM	PPM	PPM	PPM	PPM	PPM	PPM	PPM	%	PPM	PPM	PPM	PPM	PPM	PPM	PPM	PPM	%	%	PPM	PPM	%	PPM
	MDL	0.01	2	0.1	0.1	0.1	1	0.1	0.1	0.2	1	0.01	1	0.1	0.1	1	0.1	0.1	0.1	1	0.01	0.001	0.1	1	0.01	1
Sample	Type																									
Pulp Duplicates																										
1317832	Rock	4.11	79	19.4	30	11.9	133	0.1	56.7	19.9	1414	4.25	3	1.1	5.4	101	0.2	4.1	<0.1	115	0.28	0.086	15.9	96	0.44	1265
1317832	REP																									
Percent Difference			#VALUE!	#VALUE!	#VALUE!	#VALUE!	#VALUE!	#VALUE!	#VALUE!	#VALUE!	#VALUE!	#VALUE!	#VALUE!	#VALUE!	#VALUE!	#VALUE!	#VALUE!	#VALUE!	#VALUE!	#VALUE!	#VALUE!	#VALUE!	#VALUE!	#VALUE!	#VALUE!	#VALUE!
1317861	Rock	4.32	520	23.1	52.4	15.5	173	0.4	40.2	8.3	350	3.75	13	2.6	8.4	87	0.1	8.8	0.4	43	0.1	0.048	24.1	22	0.08	2302
1317861	REP		610																							
Percent Difference			16%	#VALUE!	#VALUE!	#VALUE!	#VALUE!	#VALUE!	#VALUE!	#VALUE!	#VALUE!	#VALUE!	#VALUE!	#VALUE!	#VALUE!	#VALUE!	#VALUE!	#VALUE!	#VALUE!	#VALUE!	#VALUE!	#VALUE!	#VALUE!	#VALUE!	#VALUE!	#VALUE!
1317865	Rock	4.41	12	4.1	89	10.8	108	0.6	22.7	3	150	3.55	90	4	6.7	108	0.3	1.4	0.2	184	0.11	0.063	20.7	104	0.27	1041
1317865	REP																									
Percent Difference			#VALUE!	#VALUE!	#VALUE!	#VALUE!	#VALUE!	#VALUE!	#VALUE!	#VALUE!	#VALUE!	#VALUE!	#VALUE!	#VALUE!	#VALUE!	#VALUE!	#VALUE!	#VALUE!	#VALUE!	#VALUE!	#VALUE!	#VALUE!	#VALUE!	#VALUE!	#VALUE!	#VALUE!
1317828	Rock	5.94	51	6.2	28.5	11	142	0.1	36.3	7.5	266	3.39	12	2	9.2	120	0.4	11.1	<0.1	82	0.12	0.039	25.7	53	0.11	587
1317828	REP		43																							
Percent Difference			17%	#VALUE!	#VALUE!	#VALUE!	#VALUE!	#VALUE!	#VALUE!	#VALUE!	#VALUE!	#VALUE!	#VALUE!	#VALUE!	#VALUE!	#VALUE!	#VALUE!	#VALUE!	#VALUE!	#VALUE!	#VALUE!	#VALUE!	#VALUE!	#VALUE!	#VALUE!	#VALUE!
1317814	Rock	5.31	22	6.5	71.7	17.2	184	0.1	59	14.7	327	4.64	10	2.8	16.7	96	0.5	8.2	0.1	93	0.09	0.044	51.7	60	0.42	941
1317814	REP			5.9	70.4	17.1	179	0.1	59.1	15	343	4.62	10	2.7	16.5	98	0.6	7.7	<0.1	93	0.1	0.049	53.3	60	0.42	967
Percent Difference			#VALUE!	10%	2%	1%	3%	0%	0%	2%	5%	0%	0%	4%	1%	2%	18%	6%	#VALUE!	0%	11%	11%	3%	0%	0%	3%
1317848	Rock	5.62	42	8	43.9	24.7	103	0.3	20.2	4.1	187	2.98	18	3.1	7.7	86	0.4	3.2	0.1	143	0.11	0.061	20.3	54	0.24	1661
1317848	REP			7.9	43.5	25.5	106	0.3	20.7	4.1	190	3.03	19	3.1	7.8	86	0.3	3.3	0.1	146	0.1	0.061	20.7	47	0.25	1634
Percent Difference			#VALUE!	1%	1%	3%	3%	0%	2%	0%	2%	2%	5%	0%	1%	0%	29%	3%	0%	2%	10%	0%	2%	14%	4%	2%
1317878	Rock	4.64	86	5.9	38.3	19.9	134	0.2	31.8	9.4	492	3.72	9	2.2	8.8	90	0.2	5	<0.1	86	0.36	0.064	25.2	32	0.33	1454
1317878	REP			6	37.8	20.1	128	0.2	30.4	9.9	491	3.76	9	2.2	9.1	90	0.3	5.1	<0.1	87	0.35	0.065	24.6	32	0.32	1460
Percent Difference			#VALUE!	2%	1%	1%	5%	0%	5%	5%	0%	1%	0%	0%	3%	0%	40%	2%	#VALUE!	1%	3%	2%	2%	0%	3%	0%
Preparation Duplicates																										
1317808	Rock	3.83	9	4.7	107.2	18.5	124	0.1	35	6.4	222	3.44	22	5.6	13.8	97	0.7	2.4	<0.1	100	0.05	0.046	35.1	50	0.41	1782
1317808	DUP		10	4.4	104.5	18.4	115	0.1	35	6.5	238	3.54	22	5.5	14.1	97	0.5	2.3	0.2	102	0.04	0.043	37.1	50	0.42	1738
Percent Difference			11%	7%	3%	1%	8%	0%	0%	2%	7%	3%	0%	2%	2%	0%	33%	4%	#VALUE!	2%	22%	7%	6%	0%	2%	3%
1317842	Rock	3.97	7	5.6	23.9	29.1	44	0.4	13	1.8	78	1.62	35	2.5	7.6	86	0.4	6.9	0.1	157	0.08	0.044	20.4	54	0.18	1869
1317842	DUP		8	5.5	24.9	29.1	47	0.4	13	1.9	74	1.63	35	2.6	7.2	85	0.2	6.7	0.1	150	0.08	0.044	20.6	55	0.19	1929
Percent Difference			13%	2%	4%	0%	7%	0%	0%	5%	5%	1%	0%	4%	5%	1%	67%	3%	0%	5%	0%	0%	1%	2%	5%	3%
1317876	Rock	4.25	17	1.7	29.5	12.6	101	0.1	26.5	10	617	3.62	4	1.6	9.7	124	0.1	4	0.2	98	0.81	0.074	27.7	48	0.45	2320
1317876	DUP		9	1.6	28.8	12	93	<0.1	26.5	9.5	584	3.6	5	1.5	9.3	117	0.2	3.8	0.2	97	0.75	0.069	27	44	0.44	2249
Percent Difference			62%	6%	2%	5%	8%	#VALUE!	0%	5%	5%	1%	22%	6%	4%	6%	67%	5%	0%	1%	8%	7%	3%	9%	2%	3%
Reference Materials																										
STD DS11	STD																									
STD DS11	STD																									
STD DS11	STD																									
Mean			#DIV/0!	#DIV/0!	#DIV/0!	#DIV/0!	#DIV/0!	#DIV/0!	#DIV/0!	#DIV/0!	#DIV/0!	#DIV/0!	#DIV/0!	#DIV/0!	#DIV/0!	#DIV/0!	#DIV/0!	#DIV/0!	#DIV/0!	#DIV/0!	#DIV/0!	#DIV/0!	#DIV/0!	#DIV/0!	#DIV/0!	#DIV/0!
Standard Deviation			#DIV/0!	#DIV/0!	#DIV/0!	#DIV/0!	#DIV/0!	#DIV/0!	#DIV/0!	#DIV/0!	#DIV/0!	#DIV/0!	#DIV/0!	#DIV/0!	#DIV/0!	#DIV/0!	#DIV/0!	#DIV/0!	#DIV/0!	#DIV/0!	#DIV/0!	#DIV/0!	#DIV/0!	#DIV/0!	#DIV/0!	#DIV/0!
%RSD			#DIV/0!	#DIV/0!	#DIV/0!	#DIV/0!	#DIV/0!	#DIV/0!	#DIV/0!	#DIV/0!	#DIV/0!	#DIV/0!	#DIV/0!	#DIV/0!	#DIV/0!	#DIV/0!	#DIV/0!	#DIV/0!	#DIV/0!	#DIV/0!	#DIV/0!	#DIV/0!	#DIV/0!	#DIV/0!	#DIV/0!	#DIV/0!
STD OREAS25A-4A	STD			2.7	31.8	23.9	40	<0.1	45.1	7.2	488	6.44	10	2.7	14.2	46	<0.1	0.6	0.3	155	0.29	0.043	22.1	109	0.31	142
STD OREAS25A-4A	STD			2.5	33.6	22.7	48	<0.1	43.5	7.3	437	6.18	9	2.5	13.8	50	0.2	0.7	0.3	157	0.34	0.047	19	110	0.29	142
STD OREAS25A-4A	STD			2.1	35	24.3	47	<0.1	45	8.4	497	6.67	10	2.8	13.6	52	<0.1	0.6	0.5	162	0.35	0.049	21.1	108	0.34	160
Mean			#DIV/0!	2.4	33.5	23.6	45.0	#DIV/0!	44.5	7.6	474.0	6.4	9.7	2.7	13.9	49.3	0.2	0.6	0.4	158.0	0.3	0.0	20.7	109.0	0.3	148.0
Standard Deviation			#DIV/0!	0.31	1.60	0.83	4.36	0.00	0.90	0.67	32.36	0.25	0.58	0.15	0.31	3.06	0.12	0.06	0.12	3.61	0.03	0.00	1.58	1.00	0.03	10.39
%RSD			#DIV/0!	13%	5%	4%	10%	#DIV/0!	2%	9%	7%	4%	6%	6%	2%	6%	58%	9%	31%	2%	10%	7%	8%	1%	8%	7%
STD OREAS45E	STD			2.4	769.5	18.1	46	0.4	469.9	55.8	559	23.26	16	2.6	12.9	16	<0.1	0.9	0.3	325	0.07	0.033	11.9	957	0.16	251
STD OREAS45E	STD			2.3	755.1	16.5	46	0.3	443.6	53.2	531	23.41	16	2.2	11.5	17	<0.1	1.1	0.3	304	0.05	0.031	8	858	0.15	253
STD OREAS45E	STD			2.5	802.4	18.1	51	0.4	498.8	59.3	578	25.54	18	2.4	13.6	19	0.1	1.2	0.3	357	0.06	0.035	10.7	916	0.16	270
Mean			#DIV/0!	2.4	775.7	17.6	47.7	0.4	470.8	56.1	556.0	24.1	16.7	2.4	12.7	17.3	0.1	1.1	0.3	328.7	0.1	0.0	10.2	910.3	0.2	258.0
Standard Deviation			#DIV/0!	0.10	24.25	0.92	2.89	0.06	27.61	3.06	23.64	1.28	1.15	0.20	1.07	1.53	0.06	0.15	0.00	26.69	0.01	0.00	2.00	49.74	0.01	10.44
%RSD			#DIV/0!	4%	3%	5%	6%	16%	6%	5%	4%	5%	7%	8%	8%	9%	58%	14%	0%	8%	17%	6%	20%	5%	4%	4%
STD OREAS45EA	STD																									
STD OREAS45EA	STD																									
STD OREAS45EA	STD																									
Mean			#DIV/0!	#DIV/0!	#DIV/0!	#DIV/0!	#DIV/0!	#DIV/0!	#DIV/0!	#DIV/0!	#DIV/0!	#DIV/0!	#DIV/0!	#DIV/0!	#DIV/0!	#DIV/0!	#DIV/0!	#DIV/0!	#DIV/0!	#DIV/0!	#DIV/0!	#DIV/0!	#DIV/0!	#DIV/0!	#DIV/0!	#DIV/0!
Standard Deviation			#DIV/0!	#DIV/0!	#DIV/0!	#DIV/0!	#DIV/0!	#DIV/0!	#DIV/0!	#DIV/0!	#DIV/0!	#DIV/0!	#DIV/0!	#DIV/0!	#DIV/0!	#DIV/0!	#DIV/0!	#DIV/0!	#DIV/0!	#DIV/0!	#DIV/0!	#DIV/0!	#DIV/0!	#DIV/0!	#DIV/0!	#DIV/0!
%RSD			#DIV/0!	#DIV/0!	#DIV/0!	#DIV/0!	#DIV/0!	#DIV/0!	#DIV/0!	#DIV/0!	#DIV/0!	#DIV/0!	#DIV/0!	#DIV/0!	#DIV/0!	#DIV/0!	#DIV/0!	#DIV/0!	#DIV/0!	#DIV/0!	#DIV/0!	#DIV/0!	#DIV/0!	#DIV/0!	#DIV/0!	#DIV/0!
STD OXC145	STD		206																							
STD OXC145	STD		218																							
STD OXC145	STD		204																							
Mean			209.3	#DIV/0!	#DIV/0!	#DIV/0!	#DIV/0!	#DIV/0!	#DIV/0!	#DIV/0!	#DIV/0!	#DIV/0!	#DIV/0!	#DIV/0!	#DIV/0!	#DIV/0!	#DIV/0!	#DIV/0!	#DIV/0!	#DIV/0!	#DIV/0!	#DIV/0!	#DIV/0!	#DIV/0!	#DIV/0!	#DIV/0!
Standard Deviation			7.57	#DIV/0!	#DIV/0!	#DIV/0!	#DIV/0!	#DIV/0!	#DIV/0!	#DIV/0!	#DIV/0!	#DIV/0!	#DIV/0!	#DIV/0!	#DIV/0!	#DIV/0!	#DIV/0!	#DIV/0!	#DIV/0!	#DIV/0!	#DIV/0!	#DIV/0!	#DIV/0!	#DIV/0!	#DIV/0!	#DIV/0!
%RSD			4%	#DIV/0!	#DIV/0!	#DIV/0!	#DIV/0!	#DIV/0!	#DIV/0!	#DIV/0!	#DIV/0!	#DIV/0!	#DIV/0!	#DIV/0!	#DIV/0!	#DIV/0!	#DIV/0!	#DIV/0!	#DIV/0!	#DIV/0!	#DIV/0!	#DIV/0!	#DIV/0!	#DIV/0!	#DIV/0!	#DIV/0!
STD OXH139	STD		1300																							
STD OXH139	STD		1296																							
STD OXH139	STD		1321																							
Mean			1305.7	#DIV/0!	#DIV/0!	#DIV/0!	#DIV/0!	#DIV/0!	#DIV/0!	#DIV/0!	#DIV/0!	#DIV/0!	#DIV/0!	#DIV/0!	#DIV/0!	#DIV/0!	#DIV/0!	#DIV/0!	#DIV/0!	#DIV/0!	#DIV/0!	#DIV/0!	#DIV/0!	#DIV/0!	#DIV/0!	#DIV/0!
Standard Deviation			13.43	#DIV/0!	#DIV/0!	#DIV/0!	#DIV/0!	#DIV/0!	#DIV/0!	#DIV/0!	#DIV/0!	#DIV/0!	#DIV/0!	#DIV/0!	#DIV/0!	#DIV/0!	#DIV/0!	#DIV/0!	#DIV/0!	#DIV/0!	#DIV/0!	#DIV/0!	#DIV/0!	#DIV/0!	#DIV/0!	#DIV/0!
%RSD			1%	#DIV/0!	#DIV/0!	#DIV/0!	#DIV/0!	#DIV/0!	#DIV/0!	#DIV/0!	#DIV/0!	#DIV/0!	#DIV/0!	#DIV/0!	#DIV/0!	#DIV/0!	#DIV/0!	#DIV/0!	#DIV/0!	#DIV/0!	#DIV/0!	#DIV/0!	#DIV/0!	#DIV/0!	#DIV/0!	#DIV/0!
BLK	BLK																									
BLK	BLK																									
BLK	BLK		<2																							
BLK	BLK		<2																							
BLK	BLK		<2																							
BLK	BLK		<2																							
BLK	BLK																									
BLK	BLK		2																							
BLK	BLK		2																							
BLK	BLK			<0.1	<0.1	<0.1	<1	<0.1	<0.1	<0.2	1	<0.01	<1	<0.1	<0.1	<1	<0.1	<0.1	<0.1	<1	<0.01	<0.001	<0.1	<1	<0.01	<1
BLK	BLK			<0.1	0.2	<0.1	<1	<0.1	0.1	<0.2	<1	<0.01	<1	<0.1	<0.1	<1	<0.1	<0.1	<0.1	<1	<0.01	<0.001	<0.1	<1	<0.01	<1
BLK	BLK			<0.1	<0.1	<0.1	<1	<0.1	0.1	<0.2	1	<0.01	<1	<0.1	<0.1	<1	<0.1	<0.1	<0.1	<1	<0.01	<0.001	<0.1	<1	<0.01	<1
Mean			2.0	#DIV/0!	0.2	#DIV/0!	#DIV/0!	#DIV/0!	0.1	#DIV/0!	1.0	#DIV/0!	#DIV/0!	#DIV/0!	#DIV/0!	#DIV/0!	#DIV/0!	#DIV/0!	#DIV/0!	#DIV/0!	#DIV/0!	#DIV/0!	#DIV/0!	#DIV/0!	#DIV/0!	#DIV/0!
Standard Deviation			1.03	0.00	0.12	0.00	0.00	0.00	0.06	0.00	0.58	0.00	0.00	0.00	0.00	0.00	0.00	0.00	0.00	0.00	0.00	0.00	0.00	0.00	0.00	0.00
%RSD			52%	#DIV/0!	58%	#DIV/0!	#DIV/0!	#DIV/0!	58%	#DIV/0!	58%	#DIV/0!	#DIV/0!	#DIV/0!	#DIV/0!	#DIV/0!	#DIV/0!	#DIV/0!	#DIV/0!	#DIV/0!	#DIV/0!	#DIV/0!	#DIV/0!	#DIV/0!	#DIV/0!	#DIV/0!
Prep Wash																										
ROCK-WHI	Prep Blank		<2	1	4.5	2.7	35	<0.1	0.4	3.8	634	1.99	4	1.1	2.8	209	<0.1	<0.1	<0.1	33	1.53	0.041	12.4	2	0.49	865
ROCK-WHI	Prep Blank		<2	1.3	4.7	2.7	37	<0.1	0.7	4.3	695	2.17	4	1.3	2.9	226	<0.1	<0.1	<0.1	36	1.62	0.041	12.2	2	0.52	857
Percent Difference			#VALUE!	26%	4%	0%	6%	#VALUE!	55%	12%	9%	9%	0%	17%	4%	8%	#VALUE!	#VALUE!	#VALUE!	9%	6%	0%	2%	0%	6%	1%

	Method	MA200	MA200	MA200	MA200	MA200	MA200	MA200	MA200	MA200	MA200	MA200	MA200	MA200	MA200	MA200	MA200	MA200	MA200	MA200	MA200	MA200	MA200	AQ200
	Analyte	Ti	Al	Na	K	W	Zr	Ce	Sn	Y	Nb	Ta	Be	Sc	Li	S	Rb	Hf	In	Re	Se	Te	Tl	Hg
	Unit	%	%	%	%	PPM	PPM	PPM	PPM	PPM	PPM	PPM	PPM	PPM	PPM	%	PPM	PPM	PPM	PPM	PPM	PPM	PPM	PPM
	MDL	0.001	0.01	0.001	0.01	0.1	0.1	1	0.1	0.1	0.1	0.1	1	1	0.1	0.1	0.1	0.1	0.05	0.005	1	0.5	0.5	0.01
Sample	Type																							
Pulp Duplicates																								
1317832	Rock	0.202	6	0.894	2.61	5.9	20.5	36	0.5	9.6	6.2	0.3	<1	16	16.2	<0.1	80	0.6	0.05	0.006	<1	<0.5	0.5	0.09
1317832	REP																							0.1
Percent Difference		#VALUE!	#VALUE!	#VALUE!	#VALUE!	#VALUE!	#VALUE!	#VALUE!	#VALUE!	#VALUE!	#VALUE!	#VALUE!	#VALUE!	#VALUE!	#VALUE!	#VALUE!	#VALUE!	#VALUE!	#VALUE!	#VALUE!	#VALUE!	#VALUE!	#VALUE!	11%
1317861	Rock	0.185	6.06	0.058	4.17	7.1	10.2	55	0.6	11.8	3.7	0.2	<1	7	11.5	0.1	63.9	0.2	0.06	<0.005	<1	<0.5	0.8	0.22
1317861	REP																							
Percent Difference		#VALUE!	#VALUE!	#VALUE!	#VALUE!	#VALUE!	#VALUE!	#VALUE!	#VALUE!	#VALUE!	#VALUE!	#VALUE!	#VALUE!	#VALUE!	#VALUE!	#VALUE!	#VALUE!	#VALUE!	#VALUE!	#VALUE!	#VALUE!	#VALUE!	#VALUE!	#VALUE!
1317865	Rock	0.255	4.72	0.05	1.6	1.1	12.1	44	0.9	12.4	4.5	0.3	2	13	15.8	0.1	61.8	0.4	<0.05	<0.005	1	<0.5	<0.5	0.01
1317865	REP																							0.02
Percent Difference		#VALUE!	#VALUE!	#VALUE!	#VALUE!	#VALUE!	#VALUE!	#VALUE!	#VALUE!	#VALUE!	#VALUE!	#VALUE!	#VALUE!	#VALUE!	#VALUE!	#VALUE!	#VALUE!	#VALUE!	#VALUE!	#VALUE!	#VALUE!	#VALUE!	#VALUE!	67%
1317828	Rock	0.158	5.47	0.052	2.38	8.7	22.8	58	0.7	9.1	3.9	0.3	2	10	22.9	<0.1	61.8	0.6	<0.05	<0.005	<1	<0.5	<0.5	0.19
1317828	REP																							
Percent Difference		#VALUE!	#VALUE!	#VALUE!	#VALUE!	#VALUE!	#VALUE!	#VALUE!	#VALUE!	#VALUE!	#VALUE!	#VALUE!	#VALUE!	#VALUE!	#VALUE!	#VALUE!	#VALUE!	#VALUE!	#VALUE!	#VALUE!	#VALUE!	#VALUE!	#VALUE!	#VALUE!
1317814	Rock	0.364	7.57	0.09	4.49	10.5	17	110	2.1	15.7	12.3	0.9	2	13	17.9	<0.1	120.5	0.5	0.07	<0.005	<1	<0.5	0.8	0.16
1317814	REP	0.378	7.48	0.085	4.6	10	17	104	1.8	16.3	12.6	0.8	1	14	18.2	<0.1	132.4	0.5	0.08	<0.005	1	<0.5	0.8	
Percent Difference		4%	1%	6%	2%	5%	0%	6%	15%	4%	2%	12%	67%	7%	2%	#VALUE!	9%	0%	13%	#VALUE!	#VALUE!	#VALUE!	0%	200%
1317848	Rock	0.211	4.48	0.094	2.46	3.7	14.7	46	1.3	7.3	4.2	0.2	1	9	7.7	0.2	79	0.5	0.09	<0.005	1	<0.5	0.5	0.08
1317848	REP	0.22	4.43	0.099	2.43	3.7	15.4	46	1.2	7.7	4.5	0.2	1	9	8.5	0.2	79	0.4	0.07	<0.005	1	<0.5	0.7	
Percent Difference		4%	1%	5%	1%	0%	5%	0%	8%	5%	7%	0%	0%	0%	10%	0%	0%	22%	25%	#VALUE!	0%	#VALUE!	33%	200%
1317878	Rock	0.244	5.66	0.259	2.46	5.9	13.4	55	1.4	16.2	8.4	0.5	1	11	18.1	<0.1	88.6	0.3	<0.05	<0.005	2	<0.5	0.6	0.11
1317878	REP	0.237	5.62	0.258	2.54	6.2	13.1	56	1.3	16.2	8.3	0.6	1	11	19.4	<0.1	89.8	0.5	<0.05	<0.005	2	<0.5	0.6	
Percent Difference		3%	1%	0%	3%	5%	2%	2%	7%	0%	1%	18%	0%	0%	7%	#VALUE!	1%	50%	#VALUE!	#VALUE!	0%	#VALUE!	0%	200%
Preparation Duplicates																								
1317808	Rock	0.308	5.69	0.054	2.29	2.5	11.2	76	1.1	14	8.2	0.4	1	14	11.8	<0.1	103.9	0.3	0.05	<0.005	<1	<0.5	1.7	0.11
1317808	DUP	0.308	5.86	0.056	2.34	2.6	11.5	75	1.2	13.8	8.9	0.4	<1	13	12.6	<0.1	104.3	0.2	0.06	<0.005	1	<0.5	1.8	0.1
Percent Difference		0%	3%	4%	2%	4%	3%	1%	9%	1%	8%	0%	#VALUE!	7%	7%	#VALUE!	0%	40%	18%	#VALUE!	#VALUE!	#VALUE!	6%	10%
1317842	Rock	0.19	4.15	0.094	2.04	1.4	13	46	0.8	9.3	2.7	0.2	2	10	7.6	<0.1	64.7	0.4	<0.05	<0.005	<1	<0.5	0.6	0.06
1317842	DUP	0.194	3.77	0.093	2.04	1.4	12.9	45	0.7	9.3	2.9	0.2	2	10	8	<0.1	64.2	0.3	<0.05	<0.005	<1	<0.5	<0.5	0.06
Percent Difference		2%	10%	1%	0%	0%	1%	2%	13%	0%	7%	0%	0%	0%	5%	#VALUE!	1%	29%	#VALUE!	#VALUE!	#VALUE!	#VALUE!	#VALUE!	0%
1317876	Rock	0.268	6.39	0.412	2.54	7.3	14	63	1.6	17.2	9.2	0.6	2	12	21.5	<0.1	96.5	0.3	0.07	<0.005	1	<0.5	0.6	0.11
1317876	DUP	0.259	6.01	0.422	2.38	7.4	13.7	61	1.7	15.8	8.9	0.6	1	12	20.2	<0.1	90.5	0.4	0.06	<0.005	2	<0.5	0.5	0.11
Percent Difference		3%	6%	2%	7%	1%	2%	3%	6%	8%	3%	0%	67%	0%	6%	#VALUE!	6%	29%	15%	#VALUE!	67%	#VALUE!	18%	0%
Reference Materials																								
STD DS11	STD																							0.25
STD DS11	STD																							0.33
STD DS11	STD																							0.24
Mean		#DIV/0!	#DIV/0!	#DIV/0!	#DIV/0!	#DIV/0!	#DIV/0!	#DIV/0!	#DIV/0!	#DIV/0!	#DIV/0!	#DIV/0!	#DIV/0!	#DIV/0!	#DIV/0!	#DIV/0!	#DIV/0!	#DIV/0!	#DIV/0!	#DIV/0!	#DIV/0!	#DIV/0!	#DIV/0!	0.3
Standard Deviation		#DIV/0!	#DIV/0!	#DIV/0!	#DIV/0!	#DIV/0!	#DIV/0!	#DIV/0!	#DIV/0!	#DIV/0!	#DIV/0!	#DIV/0!	#DIV/0!	#DIV/0!	#DIV/0!	#DIV/0!	#DIV/0!	#DIV/0!	#DIV/0!	#DIV/0!	#DIV/0!	#DIV/0!	#DIV/0!	0.05
%RSD		#DIV/0!	#DIV/0!	#DIV/0!	#DIV/0!	#DIV/0!	#DIV/0!	#DIV/0!	#DIV/0!	#DIV/0!	#DIV/0!	#DIV/0!	#DIV/0!	#DIV/0!	#DIV/0!	#DIV/0!	#DIV/0!	#DIV/0!	#DIV/0!	#DIV/0!	#DIV/0!	#DIV/0!	#DIV/0!	18%
STD OREAS25A-4A	STD	0.899	8.86	0.11	0.49	1.9	148.1	47	4.1	9.8	19.2	1.4	<1	12	35.1	<0.1	59.7	4	<0.05	<0.005	2	<0.5	<0.5	
STD OREAS25A-4A	STD	0.927	7.89	0.119	0.45	2.1	142.2	48	3.7	10.5	18.6	1.4	<1	12	36.1	<0.1	60.5	4.3	0.07	<0.005	2	<0.5	<0.5	
STD OREAS25A-4A	STD	0.966	8.71	0.144	0.52	2.1	153.9	51	4	11.5	20	1.4	<1	13	39.4	<0.1	58.8	4.3	0.09	<0.005	3	<0.5	<0.5	
Mean		0.9	8.5	0.1	0.5	2.0	148.1	48.7	3.9	10.6	19.3	1.4	#DIV/0!	12.3	36.9	#DIV/0!	59.7	4.2	0.1	#DIV/0!	2.3	#DIV/0!	#DIV/0!	#DIV/0!
Standard Deviation		0.03	0.52	0.02	0.04	0.12	5.85	2.08	0.21	0.85	0.70	0.00	0.00	0.58	2.25	0.00	0.85	0.17	0.05	0.00	0.58	0.00	0.00	#DIV/0!
%RSD		4%	6%	14%	7%	6%	4%	4%	5%	8%	4%	0%	#DIV/0!	5%	6%	#DIV/0!	1%	4%	59%	#DIV/0!	25%	#DIV/0!	#DIV/0!	#DIV/0!
STD OREAS45E	STD	0.534	6.82	0.047	0.32	1	94.2	25	1.2	8.6	6.2	0.5	<1	89	7.4	<0.1	20.6	2.9	0.11	0.005	3	<0.5	<0.5	
STD OREAS45E	STD	0.52	6.35	0.05	0.34	1.1	94.7	21	1.2	7.7	6.1	0.5	<1	91	6.7	<0.1	20	2.9	0.1	<0.005	3	<0.5	<0.5	
STD OREAS45E	STD	0.56	7.17	0.056	0.36	0.9	97.9	25	1.3	9.1	6.3	0.6	<1	99	6.7	<0.1	21.6	3.2	0.11	<0.005	3	<0.5	<0.5	
Mean		0.5	6.8	0.1	0.3	1.0	95.6	23.7	1.2	8.5	6.2	0.5	#DIV/0!	93.0	6.9	#DIV/0!	20.7	3.0	0.1	0.0	3.0	#DIV/0!	#DIV/0!	#DIV/0!
Standard Deviation		0.02	0.41	0.00	0.02	0.10	2.01	2.31	0.06	0.71	0.10	0.06	0.00	5.29	0.40	0.00	0.81	0.17	0.01	0.00	0.00	0.00	0.00	#DIV/0!
%RSD		4%	6%	9%	6%	10%	2%	10%	5%	8%	2%	11%	#DIV/0!	6%	6%	#DIV/0!	4%	6%	5%	58%	0%	#DIV/0!	#DIV/0!	#DIV/0!
STD OREAS45EA	STD																							0.02
STD OREAS45EA	STD																							0.01
STD OREAS45EA	STD																							0.01
Mean		#DIV/0!	#DIV/0!	#DIV/0!	#DIV/0!	#DIV/0!	#DIV/0!	#DIV/0!	#DIV/0!	#DIV/0!	#DIV/0!	#DIV/0!	#DIV/0!	#DIV/0!	#DIV/0!	#DIV/0!	#DIV/0!	#DIV/0!	#DIV/0!	#DIV/0!	#DIV/0!	#DIV/0!	#DIV/0!	0.0
Standard Deviation		#DIV/0!	#DIV/0!	#DIV/0!	#DIV/0!	#DIV/0!	#DIV/0!	#DIV/0!	#DIV/0!	#DIV/0!	#DIV/0!	#DIV/0!	#DIV/0!	#DIV/0!	#DIV/0!	#DIV/0!	#DIV/0!	#DIV/0!	#DIV/0!	#DIV/0!	#DIV/0!	#DIV/0!	#DIV/0!	0.01
%RSD		#DIV/0!	#DIV/0!	#DIV/0!	#DIV/0!	#DIV/0!	#DIV/0!	#DIV/0!	#DIV/0!	#DIV/0!	#DIV/0!	#DIV/0!	#DIV/0!	#DIV/0!	#DIV/0!	#DIV/0!	#DIV/0!	#DIV/0!	#DIV/0!	#DIV/0!	#DIV/0!	#DIV/0!	#DIV/0!	43%
STD OXC145	STD																							
STD OXC145	STD																							
STD OXC145	STD																							
Mean		#DIV/0!	#DIV/0!	#DIV/0!	#DIV/0!	#DIV/0!	#DIV/0!	#DIV/0!	#DIV/0!	#DIV/0!	#DIV/0!	#DIV/0!	#DIV/0!	#DIV/0!	#DIV/0!	#DIV/0!	#DIV/0!	#DIV/0!	#DIV/0!	#DIV/0!	#DIV/0!	#DIV/0!	#DIV/0!	#DIV/0!
Standard Deviation		#DIV/0!	#DIV/0!	#DIV/0!	#DIV/0!	#DIV/0!	#DIV/0!	#DIV/0!	#DIV/0!	#DIV/0!	#DIV/0!	#DIV/0!	#DIV/0!	#DIV/0!	#DIV/0!	#DIV/0!	#DIV/0!	#DIV/0!	#DIV/0!	#DIV/0!	#DIV/0!	#DIV/0!	#DIV/0!	#DIV/0!
%RSD		#DIV/0!	#DIV/0!	#DIV/0!	#DIV/0!	#DIV/0!	#DIV/0!	#DIV/0!	#DIV/0!	#DIV/0!	#DIV/0!	#DIV/0!	#DIV/0!	#DIV/0!	#DIV/0!	#DIV/0!	#DIV/0!	#DIV/0!	#DIV/0!	#DIV/0!	#DIV/0!	#DIV/0!	#DIV/0!	#DIV/0!
STD OXH139	STD																							
STD OXH139	STD																							
STD OXH139	STD																							
Mean		#DIV/0!	#DIV/0!	#DIV/0!	#DIV/0!	#DIV/0!	#DIV/0!	#DIV/0!	#DIV/0!	#DIV/0!	#DIV/0!	#DIV/0!	#DIV/0!	#DIV/0!	#DIV/0!	#DIV/0!	#DIV/0!	#DIV/0!	#DIV/0!	#DIV/0!	#DIV/0!	#DIV/0!	#DIV/0!	#DIV/0!
Standard Deviation		#DIV/0!	#DIV/0!	#DIV/0!	#DIV/0!	#DIV/0!	#DIV/0!	#DIV/0!	#DIV/0!	#DIV/0!	#DIV/0!	#DIV/0!	#DIV/0!	#DIV/0!	#DIV/0!	#DIV/0!	#DIV/0!	#DIV/0!	#DIV/0!	#DIV/0!	#DIV/0!	#DIV/0!	#DIV/0!	#DIV/0!
%RSD		#DIV/0!	#DIV/0!	#DIV/0!	#DIV/0!	#DIV/0!	#DIV/0!	#DIV/0!	#DIV/0!	#DIV/0!	#DIV/0!	#DIV/0!	#DIV/0!	#DIV/0!	#DIV/0!	#DIV/0!	#DIV/0!	#DIV/0!	#DIV/0!	#DIV/0!	#DIV/0!	#DIV/0!	#DIV/0!	#DIV/0!
BLK	BLK																							<0.01
BLK	BLK																							<0.01
BLK	BLK																							
BLK	BLK																							
BLK	BLK																							
BLK	BLK																							
BLK	BLK																							<0.01
BLK	BLK																							
BLK	BLK																							
BLK	BLK	<0.001	<0.01	0.002	<0.01	<0.1	<0.1	<1	0.2	<0.1	<0.1	<0.1	<1	<1	<0.1	<0.1	<0.1	<0.1	<0.05	0.005	<1	<0.5	<0.5	
BLK	BLK	<0.001	<0.01	0.002	<0.01	<0.1	<0.1	<1	<0.1	<0.1	<0.1	<0.1	<1	<1	<0.1	<0.1	0.3	<0.1	<0.05	<0.005	<1	<0.5	<0.5	
BLK	BLK	<0.001	<0.01	0.002	<0.01	<0.1	<0.1	<1	<0.1	<0.1	<0.1	<0.1	<1	<1	<0.1	<0.1	0.1	<0.1	<0.05	<0.005	<1	<0.5	<0.5	
Mean		#DIV/0!	#DIV/0!	0.0	#DIV/0!	#DIV/0!	#DIV/0!	#DIV/0!	0.2	#DIV/0!	#DIV/0!	#DIV/0!	#DIV/0!	#DIV/0!	#DIV/0!	#DIV/0!	0.2	#DIV/0!	#DIV/0!	0.0	#DIV/0!	#DIV/0!	#DIV/0!	#DIV/0!
Standard Deviation		0.00	0.00	0.00	0.00	0.00	0.00	0.00	0.12	0.00	0.00	0.00	0.00	0.00	0.00	0.00	0.15	0.00	0.00	0.00	0.00	0.00	0.00	0.00
%RSD		#DIV/0!	#DIV/0!	0%	#DIV/0!	#DIV/0!	#DIV/0!	#DIV/0!	58%	#DIV/0!	#DIV/0!	#DIV/0!	#DIV/0!	#DIV/0!	#DIV/0!	#DIV/0!	76%	#DIV/0!	#DIV/0!	58%	#DIV/0!	#DIV/0!	#DIV/0!	#DIV/0!
Prep Wash																								
ROCK-WHI	Prep Blank	0.201	6.72	3.357	1.56	0.3	47.5	25	0.6	15.6	4.9	0.4	<1	7	2.6	<0.1	33.3	1.6	<0.05	<0.005	<1	<0.5	<0.5	<0.01
ROCK-WHI	Prep Blank	0.215	7.02	3.416	1.61	0.3	51.8	25	1	16.3	5.7	0.4	<1	7	2.1	<0.1	35	1.7	<0.05	<0.005	<1	<0.5	<0.5	<0.01
Percent Difference		7%	4%	2%	3%	0%	9%	0%	50%	4%	15%	0%	#VALUE!	0%	21%	#VALUE!	5%	6%	#VALUE!	#VALUE!	#VALUE!	#VALUE!	#VALUE!	#VALUE!

Appendix IV: Trench Sample Descriptions

Code	Lithology
OG	Orthogneiss (monzonite protolith)
BXOG	Brecciated / Sheared Orthogneiss
FROG	Fine Textured Silicified Red Orthogneiss
DCOG	Decomposed orthogneiss
DOG	Dioritic Orthogneiss
SOG	Silicified Orthogneiss
SOGSH	Silicified Orthogneiss with Specular Hematite
SHOG	Silicified Hematitic Orthogneiss
HOG	Hemaitic Orthogneiss
FMV	Felsic Metavolcanic
FP	Felsic porphyry
QPC	Quartz-Pebble Conglomerate
CLBSH	Chlorite Biotite Schist
CLMSH	Chlorite Mica Schist
MSH	Mica Schist
SSH	Sericite Schist
QSSH	Quartz-Sericite Schist
QTT	Quartzite
DQV	Grey to Dark Grey/Blue Quartz Vein
QV	White - Translucent Quartz Vein
QVBX	Brecciated Quartz Vein
QBX	Silicified Quartz Rich Brecciated zone in Orthogneiss
SHR	Black Plasticine Textured Fault Gouge Breccia
W	Wacke / Volcanoclastic (quartz rich)
S	Siltstone
Clay	Clay
M	Marble

Code	Sulphides & Oxides		
aspy	arsenopyrite	mo	molybdenite
az	azurite	po	pyrrhotite
bis	bismuthinite	py	pyrite
cpy	chalcopyrite	sc	scorordite
gn	galena	sch	scheelite
hem	hematite	sp	sphalerite
lim	limonite	spec hem	specular hematite
mag	magnetite	tel	tellurides
mal	malachite	VG	visible gold
MnO	manganese oxide		

Code	Silicates & Alteration
ab	albite (albititized)
Al-sil	Aluminum silicate
alt	alteration
amp	amphibole class
ad	andalusite
ank	ankerite
arg	argillic
bio	biotite
cal	calcite
cl	amorphous clay alteration
crd	cordierite
cs	calcite stringers
carb	carbonate alteration (unspecified)
chl	chlorite (chloritized)
chltd	chloritoid
dol	dolomite
ep	epidote
fu	fuschite
fd	feldspar
gar	garnet
gf	graphite
ksp	K-feldspar
px	pyroxene class
qcs	quartz-carbonate stringer
qcv	quartz-carbonate vein
qs	quartz stringer
qtz	quartz
qtsw	quartz stockwork
qv	quartz vein
ox/oxi	oxidized
ser	sericite
sid	siderite
sil	silicified
sl	sillimanite
str	stringer
tour	tourmaline
xtls	crystals

Code	Alteration Intensity
w	weak
m	moderate
s	strong
i	intense

Code	Structure
ap	axial plane
bd	bedding
bnd	banding
boud	boudinage
bx	breccia
clvg	cleavage
crn	crenulated/crenulation
cg	coarse-grained
decomp	decomposed
dtca	degrees to core axis
def	deformed
diss	disseminated
drf	drag fold
flt	fault
fltbx	fault breccia
fltg	fault gouge
fg	fine-grained
fol	foliation
frac	fracture
incl	inclusion
jnt	joint/jointed
lam	laminated/lamination
ln	lineament
mg	medium-grained
mega	megacrysts
msv	massive
pheno	phenocrysts
pmorph	pseudomorph
porp	porphyritic
sch	schistosity
sh	shear
slk	slickenside
tr	trace
vfg	very fine grained
vn	vein

Trench ID	Sample ID	Sample Easting	Sample Northing	Trch Start Easting	Trch Start Northing	From (m)	To (m)	Length (m)	Azi-muth	Depth (m)	Logged by	Compe-tancy	Primary Lithology	Second Lithology	Vein-ing	Alteration (w, m, s)					Py %	Description	Notes	Certificate	Au (ppb)	Ag (ppm)
																Carb	Sil	Ox	Chl	Bleach						
LSTR-18-01	1316101	589412	7013246	589411	7013245	0.00	2.00	2.00	37	1.3	Dan	mod	OG				w	m				weak sil OG, lim fx		WHI18000520	2	<0.1
LSTR-18-01	1316102	589413	7013247	589411	7013245	2.00	4.00	2.00	37	1.4	Dan	mod	OG		str		m	m				mod sil OG, lim fx		WHI18000520	3	<0.1
LSTR-18-01	1316103	589414	7013249	589411	7013245	4.00	6.00	2.00	41	1.6	Dan	mod	OG		vn		m	m		w	tr	mod sil OG, minor translucent QV, grades to decomposed		WHI18000520	3	<0.1
LSTR-18-01	1316104	589415	7013250	589411	7013245	6.00	8.00	2.00	50	1.5	Dan	mod	OG	DCOG			w	m		w		decomposed OG to weak bleach OG to plate chl-bt OG		WHI18000520	3	<0.1
LSTR-18-01	1316105	589417	7013252	589411	7013245	8.00	10.00	2.00	50	1.3	Dan	good	OG		str		m	m	w			Ox OG w minor platy ch-bt OG		WHI18000520	<2	<0.1
LSTR-18-01	1316106	589419	7013253	589411	7013245	10.00	12.00	2.00	47	1.4	Dan	mod	OG		str		m	m	w			sil lim OG		WHI18000520	26	<0.1
LSTR-18-01	1316107	589420	7013254	589411	7013245	12.00	14.00	2.00	41	1.2	Dan	mod	OG				w	m	w			sil lim OG		WHI18000520	7	0.2
LSTR-18-01	1316108	589421	7013256	589411	7013245	14.00	16.00	2.00	43	1.2	Dan	mod	OG				w	m	w			more biotitic-chloritic OG		WHI18000520	7	<0.1
LSTR-18-01	1316109	589423	7013257	589411	7013245	16.00	18.00	2.00	58	1.2	Dan	mod	OG				w	m	w			more biotitic-chloritic OG		WHI18000520	30	0.3
LSTR-18-01	1316110	589424	7013258	589411	7013245	18.00	20.00	2.00	58	1.2	Dan	mod	OG	SHOG			m	m				grading to sil hem OG, lim fx		WHI18000520	34	0.4
LSTR-18-01	1316111	589426	7013259	589411	7013245	20.00	22.00	2.00	49	1.2	Dan	mod	OG	SOG			s	m			tr	sil OG, lim fx		WHI18000520	10	<0.1
LSTR-18-01	1316112	589428	7013261	589411	7013245	22.00	24.00	2.00	49	1.2	Dan	mod	OG				w	s				lim OG		WHI18000520	22	<0.1
LSTR-18-01	1316113	589429	7013262	589411	7013245	24.00	26.00	2.00	46	1.3	Dan	mod	OG					m	w			micaceous OG, platy		WHI18000520	3	<0.1
LSTR-18-01	1316114	589431	7013263	589411	7013245	26.00	28.00	2.00	52	1.4	Dan	poor-mod	OG					w				poor competency; ox OG		WHI18000520	3	<0.1
LSTR-18-01	1316115	589432	7013265	589411	7013245	28.00	30.00	2.00	58	1.4	Dan	poor-mod	OG					w		w		poor competency; ox OG		WHI18000520	12	<0.1
LSTR-18-01	1316116	589434	7013266	589411	7013245	30.00	32.00	2.00	58	1.4	Dan	poor-mod	OG		vn			m	w			platy OG, poor competency, minor QV		WHI18000520	6	<0.1
LSTR-18-01	1316117	589436	7013267	589411	7013245	32.00	34.00	2.00	56	1.4	Dan	poor-mod	OG		vn			m				Ox OG w minor QV		WHI18000520	14	<0.1
LSTR-18-01	1316118	589437	7013268	589411	7013245	34.00	36.00	2.00	50	1.5	Dan	poor-mod	OG	QV	vn		w	m				ox OG with prospective dk grey QV (<15%) with lim fx		WHI18000520	136	<0.1
LSTR-18-01	1316119	589439	7013269	589411	7013245	36.00	38.00	2.00	50	1.4	Dan	mod	OG					m				lim OG		WHI18000520	54	<0.1
LSTR-18-01	1316120	589440	7013270	589411	7013245	38.00	40.00	2.00	50	1.5	Dan	mod	OG					m				lim OG		WHI18000520	26	0.2
LSTR-18-01	1316121	589442	7013272	589411	7013245	40.00	42.00	2.00	54	1.7	Dan	mod	OG					m		w		lim OG		WHI18000520	40	0.4
LSTR-18-01	1316122	589443	7013273	589411	7013245	42.00	44.00	2.00	54	1.7	Dan	mod	OG					m				lim OG, bt		WHI18000520	39	<0.1
LSTR-18-01	1316123	589445	7013274	589411	7013245	44.00	46.00	2.00	46	1.6	Dan	poor-mod	OG					m				lim OG		WHI18000520	53	<0.1
LSTR-18-01	1316124	589446	7013275	589411	7013245	46.00	48.00	2.00	48	1.6	Dan	mod	OG				w	m				lim OG, weak sil		WHI18000520	28	<0.1
LSTR-18-01	1316125			589411	7013245						Dan											BLANK - CDN-BL-10		WHI18000520	11	0.1
LSTR-18-01	1316126			589411	7013245						Dan											STANDARD - CDN-CGS-7		WHI18000520	1015	3.4
LSTR-18-01	1316127	589448	7013277	589411	7013245	48.00	50.00	2.00	49	1.5	Dan	mod	OG	QV?	vn		m	w		w		lim OG, 25% bleached OG or QV?, micaceous		WHI18000520	19	<0.1
LSTR-18-01	1316128	589449	7013278	589411	7013245	50.00	52.00	2.00	41	1.5	Dan	mod	OG				w	m		w	tr	lim OG, weak bleaching		WHI18000520	50	0.1
LSTR-18-01	1316129	589451	7013280	589411	7013245	52.00	54.00	2.00	40	1.4	Dan	mod	OG		str		m	m		m	tr	bleached OG, minor sil zones, minor stringers		WHI18000520	262	0.2
LSTR-18-01	1316130	589452	7013281	589411	7013245	54.00	56.00	2.00	40	1.5	Dan	mod	OG				w	m	w	m		bleached OG, into less prospective chl OG		WHI18000520	82	0.2
LSTR-18-01	1316131	589453	7013283	589411	7013245	56.00	58.00	2.00	37	1.4	Dan	mod	OG				w	m	w	m		chl OG into bleached OG,		WHI18000520	92	0.1
LSTR-18-01	1316132	589454	7013284	589411	7013245	58.00	60.00	2.00	44	1.1	Dan	mod	OG	SHOG			m	m				lim, hem OG, minor sil		WHI18000520	312	0.2
LSTR-18-01	1316133	589456	7013286	589411	7013245	60.00	62.00	2.00	51	1.1	Dan	mod	OG	SHOG			m	m				sil hem OG, spec hem?		WHI18000520	877	0.3
LSTR-18-01	1316134	589457	7013287	589411	7013245	62.00	64.00	2.00	51	0.9	Dan	mod	OG	SHOG			s	m				sil OG, rusty fx		WHI18000520	1043	0.6
LSTR-18-01	1316135	589459	7013288	589411	7013245	64.00	66.00	2.00	49	1.1	Dan	mod	OG	SHOG			s	m				sil OG, rusty fx		WHI18000520	1643	0.4
LSTR-18-01	1316136	589460	7013290	589411	7013245	66.00	68.00	2.00	46	1.1	Dan	poor-mod	OG	SHOG			m	m				less sil, rusty, lim OG		WHI18000520	715	0.5
LSTR-18-01	1316137	589462	7013291	589411	7013245	68.00	70.00	2.00	46	1.0	Dan	mod-good	OG	SHOG			s	m				sil OG, rusty fx		WHI18000520	851	0.4
LSTR-18-01	1316138	589463	7013292	589411	7013245	70.00	72.00	2.00	46	1.2	Dan	mod	OG	SHOG			s	m				sil OG, rusty fx		WHI18000520	954	0.3
LSTR-18-01	1316139	589465	7013294	589411	7013245	72.00	74.00	2.00	46	1.1	Dan	mod	OG	SHOG			s	m				sil OG, rusty fx		WHI18000520	860	0.3
LSTR-18-01	1316140	589466	7013295	589411	7013245	74.00	76.00	2.00	42	1.3	Dan	mod	OG	SHOG			m	m				sil hem OG into more bleached OG at end		WHI18000520	410	0.3
LSTR-18-01	1316141	589468	7013297	589411	7013245	76.00	78.00	2.00	42	1.3	Dan	mod	OG	SHOG			w	m				weak sil hem OG		WHI18000520	307	0.1
LSTR-18-01	1316142	589469	7013298	589411	7013245	78.00	80.00	2.00	41	1.0	Dan	mod-good	OG	SHOG			s	m				into very resistive red hem sil rock, chunky, blocky	rep	WHI18000520	3360	3.3
LSTR-18-01	1316143	589470	7013300	589411	7013245	80.00	82.00	2.00	37	1.2	Dan	mod-good	OG	SHOG			s	m				super sil hem red orange rock into DCOG at end		WHI18000520	2373	3.4
LSTR-18-01	1316144	589471	7013301	589411	7013245	82.00	84.00	2.00	37	1.4	Dan	mod	OG	DCOG				s				DCOG, rainbow clay		WHI18000520	7	<0.1
LSTR-18-01	1316145	589473	7013303	589411	7013245	84.00	86.00	2.00	37	1.5	Dan	poor-mod	OG	DCOG			m	m				DCOG into comp silicious dk rk		WHI18000520	9	<0.1
LSTR-18-01	1316146	589474	7013304	589411	7013245	86.00	88.00	2.00	41	1.5	Dan	poor-mod	OG				s	w				strongly silicified rock, small fragments, dk OG?		WHI18000520	3	<0.1
LSTR-18-01	1316147	589475	7013306	589411	7013245	88.00	90.00	2.00	48	1.5	Dan	poor-mod	OG				s	w				strongly silicified rock, small fragments, dk OG?		WHI18000520	8	<0.1
LSTR-18-01	1316148	589477	7013307	589411	7013245	90.00	92.00	2.00	48	1.5	Dan	poor-mod	OG	CHBSH			m	w	w			strong sil into more chloritic OG, shaley almost		WHI18000520	3	0.1
LSTR-18-01	1316149	589478	7013309	589411	7013245	92.00	94.00	2.00	46	1.4	Dan	mod	CHBSH					w	m			shaley dk mica rich rock		WHI18000520	4	0.1
LSTR-18-01	1316150			589411	7013245						Dan											BLANK - CDN-BL-10		WHI18000520	5	0.1
LSTR-18-01	1316151			589411	7013245						Dan											STANDARD - CDN-GS-15B		WHI18000520	16200	1
LSTR-18-01	1316152	589480	7013310	589411	7013245	94.00	96.00	2.00	45	1.3	Dan	mod	CHBSH					w	m			chl bt schist		WHI18000520	6	0.1
LSTR-18-01	1316153	589481	7013311	589411	7013245	96.00	98.00	2.00	46	1.4	Dan	mod	CHBSH					w	m			DCOG and chl bt schist		WHI18000520	6	<0.1
LSTR-18-01	1316154	589483	7013313	589411	7013245	98.00	100.00	2.00	60	1.2	Dan	good	CHBSH				s	w	m			silicified dk rk		WHI18000520	3	<0.1
LSTR-18-01	1316155	589484	7013314	589411	7013245	100.00	102.00	2.00	60	1.4	Dan	mod-good	CHBSH				m		m			silicified dk rk		WHI18000520	3	<0.1
LSTR-18-01	1316156	589486	7013314	589411	7013245	102.00	104.00	2.00	70	1.5	Dan	mod-poor	CHBSH				w	w	m			dark chl amphibolite		WHI18000520	7	<0.1
LSTR-18-01	1316157	589488	7013315	589411	7013245	104.00	106.00	2.00	70	1.4	Dan	poor-mod	CHBSH				w	w	m			dark chl amphibolite		WHI18000520	3	<0.1
LSTR-18-01	1316158	589490	7013316	589411	7013245	106.00	108.00	2.00	70	1.4	Dan	poor	CHBSH						m			small chips of dark chl amphibolite		WHI18000520	10	0.1
LSTR-18-01	1316159	589492	7013317	589411	7013245	108.00	110.00	2.00	60	1.3	Dan	poor	CHBSH						m			small chips of dark chl amphibolite		WHI18000520	13	0.2
LSTR-18-01	1316160	589493	7013318	589411	7013245	110.00	112.00	2.00	36	1.2	Dan	mod	CHBSH						m			back into competent rock, mica schist		WHI18000520	3	<0.1
LSTR-18-01	1316161	589494	7013320	589411	7013245	112.00	114.00	2.00	36	1.1	Dan	mod	CHBSH						m			mica schist		WHI18000520	<2	<0.1
LSTR-18-02	1316001	589680	7012889	589679	7012889	0.00	2.00	2.00	64	1.5	Clayton	mod	OG			m	m		m			oxi lim og, patchy bleaching zns		WHI18000521	15	<0.1
LSTR-18-02	1316002	589682	7012890	589679	7012889	2.00	4.00	2.00	64	1.3	Clayton	mod	OG			m	m	m		s		bleached beige lim og		WHI18000521	8	<0.1
LSTR-18-02	1316003	589683	7012891	589679	7012889	4.00	6.00	2.00	64	1.5	Clayton	mod	OG		str	m	m	m		s		bleached beige lim og, sandy clay gouge material @ 5.75 m		WHI18000521	347	<0.1
LSTR-18-02	1316004	589685	7012892	589679	7012889	6.00	8.00	2.00	64	1.5	Clayton	mod	CLBSH	OG	qv	w	s	s	w			80% darker grey green amp with minor og and qrtz rich zns, increase sil and ox		WHI18000521	76	<0.1
LSTR-18-02	1316005	589687	7012893	589679	7012889	8.00	10.00	2.00	54	1.5	Clayton	mod	CLBSH	OG	qv	w	m	s	w			80% darker grey green amp with minor og and qrtz rich zns, increase sil and ox		WHI18000521	12	<0.1
LSTR-18-02	1316006	589689	7012894	589679	7012889	10.00	12.00	2.00	54	1.5	Clayton	mod/poor	OG	CLBSH		m	m	m				mix lim og and amp, sandy with limited larger rocks frags		WHI18000521	9	<0.1
LSTR-18-02	1316007	589690	7012895	589679	7012889	12.00	14.00	2.00	54	1.5	Clayton	mod/poor	OG	CLBSH		m	m	s				mix lim og and amp, sandy with limited larger rocks frags		WHI18000521	14	0.1
LSTR-18-02	1316008	589692	7012897	589679	7012889	14.00	16.00	2.00	54	1.5	Clayton	poor	OG			m	m	s				og with strong oxi lim filled fracs, light grey with increase qrtz content		WHI18000521	7	<0.1
LSTR-18-02	1316009	589694	7012898	589679	7012889	16.00	18.00	2.00	58	1.3	Clayton	poor	OG			w		m				og with strong oxi lim filled fracs, light grey with increase qrtz content		WHI18000521	30	<0.1
LSTR-18-02	1316010	589695	7012899	589679	7012889	18.00	20.00	2.00	58	1.8	Clayton	very poor	OG	CLBSH				m				poor sample, vey little rock frags in sandy matrix, mix oxi amp and og		WHI18000521	26	0.1
LSTR-18-02	1316011	589697	7012900	589679	7012889	20.00	22.00	2.00	47	1.8	Clayton	mod	OG			s	s	s				strong oxi sil og, vuggy carb fracture fill, very fractured		WHI18000521	1088	0.7
LSTR-18-02	1316012	589698	7012901	589679	7012889	22.00	24.00	2.00	47	1.8	Clayton	good	OG			s	s	s				strong oxi sil og, vuggy carb fracture fill, very fractured		WHI18000521	347	0.3
LSTR-18-02	1316013	589700	7012903	589679	7012889	24.00	26.00	2.00	47	1.5	Clayton	mod	OG			m	m	m		m	0.5	lim og, bleached beige sections, calcite frac fill, < 1 mm cubic lim after py		WHI18000521	1407	0.4
LSTR-18-02	1316014	589701	7012904	589679	7012889	26.00	28.00	2.00	47	1.5	Clayton	mod	OG			m	m	m		s	1	lim og, bleached beige sections, calcite frac fill, < 1 mm cubic lim after py		WHI18000521	2650	1.7
LSTR-18-02	1316015	589703	7012905	589679	7012889	28.00	30.00	2.00	47	1.5	Clayton	mod	OG			m		m		s		bleached beige white og, mod oxi lim frac		WHI18000521	1831	1.8
LSTR-18-02	1316016	589704	7012907	589679	7012889	30.00	32.00	2.00	47	1.8	Clayton	poor	OG				m	s				strong oxi lim og, mod sil		WHI18000521	25	0.1
LSTR-18-02	1316017	589706	7012908	589679	7012889	32.00	34.00	2.00	56	1.3	Clayton	poor	OG		qv		s	s				strong sil and oxi og, minor qv, sandy with rock fragments		WHI18000521	93	0.1
LSTR-18-02	1316018	589707	7012909	589679	7012889	34.00	36.00	2.00	56	1.5	Clayton	mod	OG	CLBSH				s				darker grey, strong oxi og, increase sericite		WHI18000521	74	0.1
LSTR-18-02	1316019	589709	7012910	589679	7012889	36.00	38.00	2.00	56	1.5	Clayton	mod	OG					s				strong oxi og		WHI18000521	196	0.4
LSTR-18-02	1316020	589711	7012911	589679	7012889	38.00	40.00	2.00	56	1.5	Clayton	mod	OG			m		s		m	tr	strong oxi og, mod bleaching and carb str		WHI18000521	558	0.6

Trench ID	Sample ID	Sample Easting	Sample Northing	Trch Start Easting	Trch Start Northing	From (m)	To (m)	Length (m)	Azi-muth	Depth (m)	Logged by	Compe-tancy	Primary Lithology	Second Lithology	Vein-ing	Alteration (w, m, s)					Py %	Description	Notes	Certificate	Au (ppb)	Ag (ppm)
																Carb	Sil	Ox	Chl	Bleach						
LSTR-18-02	1316021	589712	7012913	589679	7012889	40.00	42.00	2.00	48	1.0	Clayton	mod	OG	SOG	str	w	m	s		m	0.5	lim og, sharp hump @ (slick zn) containing highly frac sog (spec hem) with minor rare sliken surface observed		WHI18000521	1607	0.8
LSTR-18-02	1316022	589714	7012914	589679	7012889	42.00	44.00	2.00	48	1.0	Clayton	mod	OG					m				strong oxi og		WHI18000521	18	<0.1
LSTR-18-02	1316023	589715	7012915	589679	7012889	44.00	46.00	2.00	43	1.5	Clayton	poor	OG					m				oxi og frags in sandy matrix		WHI18000521	18	<0.1
LSTR-18-02	1316024	589716	7012917	589679	7012889	46.00	48.00	2.00	43	1.5	Clayton	mod	OG					s				strong oxi lim, dark brown hem str < 1mm, competent blocks		WHI18000521	125	0.1
LSTR-18-02	1316025										Clayton											STANDARD - CDN-ME-25		WHI18000521	253	0.7
LSTR-18-02	1316026										Clayton											BLANK - CDN-BL-9		WHI18000521	4	0.4
LSTR-18-02	1316027	589718	7012918	589679	7012889	48.00	50.00	2.00	43	1.5	Clayton	mod	OG					m		w		oxi lim og, minor bleaching		WHI18000521	10	<0.1
LSTR-18-02	1316028	589719	7012920	589679	7012889	50.00	52.00	2.00	49	1.5	Clayton	mod	OG	SOG			m	m		w		oxi lim og with spec hem diss'd, minor bleaching		WHI18000521	28	<0.1
LSTR-18-02	1316029	589721	7012921	589679	7012889	52.00	54.00	2.00	49	1.5	Clayton	mod	SOG	OG			m	m		w		oxi lim og with spec hem diss'd throughout (dark blue color), minor bleaching , white qrtz vning (vitreous)		WHI18000521	13	<0.1
LSTR-18-02	1316030	589722	7012922	589679	7012889	54.00	56.00	2.00	49	1.5	Clayton	mod	SOG				m	m		w		oxi lim og with spec hem diss'd throughout (dark blue color), minor bleaching		WHI18000521	4	<0.1
LSTR-18-02	1316031	589724	7012924	589679	7012889	56.00	58.00	2.00	49	1.5	Clayton	mod	SOG				m	m		w		beige og with diss spec hem, increase qrtz vning		WHI18000521	4	<0.1
LSTR-18-02	1316032	589725	7012925	589679	7012889	58.00	60.00	2.00	49	1.5	Clayton	mod	SOG		qv		m	m		w		beige og with diss spec hem, very dark zn with 20% spec hem		WHI18000521	4	<0.1
LSTR-18-02	1316033	589727	7012926	589679	7012889	60.00	62.00	2.00	49	1.5	Clayton	mod	OG	SOG		m		m				oxi og		WHI18000521	20	<0.1
LSTR-18-02	1316034	589728	7012928	589679	7012889	62.00	64.00	2.00	49	1.5	Clayton	mod	OG	M		m						oxi og mix with beige marble		WHI18000521	17	<0.1
LSTR-18-02	1316035	589730	7012929	589679	7012889	64.00	66.00	2.00	46	1.5	Clayton	mod	OG	CLBSH/M		m		m		w		mix oxi og, marble, and amp		WHI18000521	26	<0.1
LSTR-18-02	1316036	589731	7012930	589679	7012889	66.00	68.00	2.00	46	2.0	Clayton	mod	OG	M		m		m		w		mix oxi og and marble, mainly carb alt og		WHI18000521	95	<0.1
LSTR-18-02	1316037	589733	7012932	589679	7012889	68.00	70.00	2.00	46	2.0	Clayton	mod	OG	M		m		m		w		mix oxi og and marble, mainly carb alt og		WHI18000521	23	<0.1
LSTR-18-02	1316038	589734	7012933	589679	7012889	70.00	72.00	2.00	50	2.0	Clayton	mod	OG	M		s		m		w		mix oxi og and marble, mainly carb alt og		WHI18000521	125	<0.1
LSTR-18-02	1316039	589736	7012934	589679	7012889	72.00	74.00	2.00	50	2.0	Clayton	mod	OG			s		m				oxi og with minor sog, carb frac fill prominent		WHI18000521	66	<0.1
LSTR-18-02	1316040	589737	7012936	589679	7012889	74.00	76.00	2.00	50	2.0	Clayton	mod	OG			s		s		w		oxi og with minor sog, carb frac fill prominent		WHI18000521	9	<0.1
LSTR-18-02	1316041	589739	7012937	589679	7012889	76.00	78.00	2.00	50	2.0	Clayton	mod	OG			s		m		s		oxi og with minor sog, carb frac fill prominent, increase bleaching		WHI18000521	70	<0.1
LSTR-18-02	1316042	589740	7012938	589679	7012889	78.00	80.00	2.00	50	1.5	Clayton	mod	OG	SOG		s		s				oxi sog, strong carb alt (calcite fill frac),		WHI18000521	16	<0.1
LSTR-18-02	1316043	589742	7012939	589679	7012889	80.00	82.00	2.00	50	1.5	Clayton	mod	OG			s		m				oxi og, minor spec hem diss, strong carb alt		WHI18000521	37	<0.1
LSTR-18-02	1316044	589743	7012941	589679	7012889	82.00	84.00	2.00	50	1.5	Clayton	mod	OG			s		m				oxi og, minor spec hem diss, strong carb alt		WHI18000521	22	<0.1
LSTR-18-02	1316045	589745	7012942	589679	7012889	84.00	86.00	2.00	50	1.5	Clayton	mod	OG			s		m				oxi og, minor spec hem diss, strong carb alt		WHI18000521	335	<0.1
LSTR-18-02	1316046	589746	7012943	589679	7012889	86.00	88.00	2.00	50	1.5	Clayton	mod	OG			s		m				oxi og, minor spec hem diss, strong carb alt		WHI18000521	173	<0.1
LSTR-18-02	1316047	589748	7012945	589679	7012889	88.00	90.00	2.00	50	1.5	Clayton	mod	OG			s		m				oxi og, minor spec hem diss, strong carb alt		WHI18000521	86	0.1
LSTR-18-02	1316048	589749	7012946	589679	7012889	90.00	92.00	2.00	50	1.5	Clayton	mod	M	OG		m	m	m				lim og and marble, beige with minor spec hem diss and str < 1mm		WHI18000521	28	<0.1
LSTR-18-02	1316049	589751	7012947	589679	7012889	92.00	94.00	2.00	50	1.5	Clayton	mod	M	OG		m	m	m				lim og and marble, beige with minor spec hem diss and str < 1mm		WHI18000521	34	<0.1
LSTR-18-02	1316050										Clayton											STANDARD - CDN-GS-6B		WHI18000521	6720	0.3
LSTR-18-02	1316051										Clayton											BLANK - CDN-BL-9		WHI18000521	5	0.3
LSTR-18-02	1316052	589753	7012949	589679	7012889	94.00	96.00	2.00	47	1.5	Clayton	mod	OG	M		m	m	m				beige lim and sil og and marble		WHI18000521	57	0.2
LSTR-18-02	1316053	589754	7012950	589679	7012889	96.00	99.00	3.00	47	1.5	Clayton	mod	OG	M		m	m	m				beige lim and sil og and marble		WHI18000521	78	0.1
LSTR-18-03	1473501	591117	7011296	591118	7011297	0.00	2.00	2.00	235	1.1	Dan	mod	OG		stringers			m		w		OG with MnO throughout		WHI18000665	54	0.3
LSTR-18-03	1473502	591116	7011295	591118	7011297	2.00	4.00	2.00	235	1.2	Dan	poor-mod	OG		small vns			w	w			biotitic OG, small QVs		WHI18000665	33	<0.1
LSTR-18-03	1473503	591114	7011294	591118	7011297	4.00	6.00	2.00	228	1.3	Dan	poor-mod	OG					w				biotitic OG		WHI18000665	789	0.5
LSTR-18-03	1473504	591113	7011293	591118	7011297	6.00	8.00	2.00	223	1.3	Dan	mod	OG					w				biotitic OG		WHI18000665	5	<0.1
LSTR-18-03	1473505	591111	7011291	591118	7011297	8.00	10.00	2.00	223	1.4	Dan	good	OG		stringers			m	w		1	chloritic OG, qtz str, minor fresh and lim py in hematitic OG		WHI18000665	4	<0.1
LSTR-18-03	1473506	591110	7011290	591118	7011297	10.00	12.00	2.00	223	1.6	Dan	good	OG		stringers			m		w		OG w lim fx, orange soil		WHI18000665	6	<0.1
LSTR-18-03	1473507	591108	7011288	591118	7011297	12.00	14.00	2.00	223	1.6	Dan	mod	OG					m		m		bleached OG, MnO		WHI18000665	53	0.4
LSTR-18-03	1473508	591107	7011287	591118	7011297	14.00	16.00	2.00	224	1.5	Dan	poor-mod	OG	QV	20cm vn		m	m				OG w 20cm qtz vein, translucent-grey colour. 30cm section of silicified OG		WHI18000665	34	0.5
LSTR-18-03	1473509	591106	7011285	591118	7011297	16.00	18.00	2.00	224	1.5	Dan	poor-mod	OG				w	m	w			some silicified OG, minor chl		WHI18000665	87	0.9
LSTR-18-03	1473510	591104	7011284	591118	7011297	18.00	20.00	2.00	224	1.3	Dan	good	OG	QV	veins		w	m		m		some silicified OG, grades to breached with qtz veining, white powder		WHI18000665	14	0.3
LSTR-18-03	1473511	591103	7011282	591118	7011297	20.00	22.00	2.00	220	1.5	Dan	good-mid	OG				w	w		m		bleached weak sil OG		WHI18000665	4	0.4
LSTR-18-03	1473512	591102	7011281	591118	7011297	22.00	24.00	2.00	220	1.6	Dan	mod	OG		str		w	m		m		bleached weak sil OG		WHI18000665	3	0.1
LSTR-18-03	1473513	591100	7011279	591118	7011297	24.00	26.00	2.00	222	1.6	Dan	mod	OG					mw				more schistose, chl bt schist, some vn material		WHI18000665	10	0.2
LSTR-18-03	1473514	591099	7011278	591118	7011297	26.00	28.00	2.00	224	1.5	Dan	mod	OG				w	m	w	w		schist grading to bleached OG		WHI18000665	5	0.2
LSTR-18-03	1473515	591098	7011277	591118	7011297	28.00	30.00	2.00	228	1.7	Dan	good	OG	BS				w	w			platy bt gneiss/schist		WHI18000665	6	<0.1
LSTR-18-03	1473516	591096	7011275	591118	7011297	30.00	32.00	2.00	228	1.7	Dan	good	OG				m	m		m	0.5	into prospective rk. Bleached, qtz-rich OG, minor lim py	REP	WHI18000665	36	0.2
LSTR-18-03	1473517	591095	7011274	591118	7011297	32.00	34.00	2.00	226	1.6	Dan	good	OG				m	m				sil OG, possible graphite		WHI18000665	51	0.3
LSTR-18-03	1473518	591093	7011272	591118	7011297	34.00	36.00	2.00	215	1.6	Dan	mod	OG				m	m				qtz-rich and sil OG grading to very orange soil		WHI18000665	29	0.3
LSTR-18-03	1473519	591092	7011271	591118	7011297	36.00	38.00	2.00	225	1.7	Dan	good	OG	OV	vn		m	w		m	2	prospective qtz vein and bleached OG with mg lim py. orange soil		WHI18000665	85	0.2
LSTR-18-03	1473520	591091	7011269	591118	7011297	38.00	40.00	2.00	225	1.5	Dan	good	OG	OV	vn		m	w		m	m	prospective qtz vein and bleached OG with mg lim py. orange soil. Grades to biotiic gn at end	REP	WHI18000665	60	0.2
LSTR-18-03	1473521	591089	7011268	591118	7011297	40.00	42.00	2.00	218	1.5	Dan	good	OG	OV	vn			m			tr	up to 1m white qtz vein with lim fx. Minor fresh py in vn. Biotite OG.		WHI18000665	17	0.1
LSTR-18-03	1473522	591088	7011266	591118	7011297	42.00	44.00	2.00	216	1.4	Dan	mod	OG		str			w	w			biotite/chl OG with minor qtz stringers		WHI18000665	12	<0.1
LSTR-18-03	1473523	591087	7011265	591118	7011297	44.00	46.00	2.00	216	1.5	Dan	good	OG	OV	str		w	w	w		2	biotite OG with stringers, minor lim py in stringers, lim py in silicified rock		WHI18000665	10	<0.1
LSTR-18-03	1473524	591086	7011263	591118	7011297	46.00	48.00	2.00	226	1.5	Dan	mod	OG				w	w			1	silicified OG with lim py		WHI18000665	9	<0.1
LSTR-18-03	1473525			591118	7011297						Dan											BLANK - CDN-BL-9		WHI18000665	3	0.4
LSTR-18-03	1473526			591118	7011297						Dan											STANDARD - CDN-CM-25		WHI18000665	L.S.	0.7
LSTR-18-03	1473527	591084	7011262	591118	7011297	48.00	50.00	2.00	215	1.6	Dan	good	OG					m	m		1	sil bt/chl OG with lim fx, lim py		WHI18000665	9	<0.1
LSTR-18-03	1473528	591083	7011260	591118	7011297	50.00	52.00	2.00	226	1.6	Dan	good	OG					w	m	w	tr	sil bt/chl OG with lim fx, lim py, grading to non-sil bt OG		WHI18000665	8	<0.1
LSTR-18-03	1473529	591082	7011259	591118	7011297	52.00	54.00	2.00	222	1.5	Dan	good	OG					w	w	w	tr	weak sil bt OG		WHI18000665	11	<0.1
LSTR-18-03	1473530	591080	7011257	591118	7011297	54.00	56.00	2.00	228	1.5	Dan	good	OG					w	w		1	sil OG with lim fx carrying lim py		WHI18000665	13	<0.1
LSTR-18-03	1473531	591079	7011256	591118	7011297	56.00	58.00	2.00	230	1.5	Dan	good	OG		str			w	w		1	sil OG with lim fx, qtz stringers, fresh and lim py		WHI18000665	10	<0.1
LSTR-18-03	1473532	591077	7011255	591118	7011297	58.00	60.00	2.00	235	1.4	Dan	mod	OG		str			w	w		0.5	weak sil OG grading to qtz-rich OG w lim py		WHI18000665	18	0.1
LSTR-18-03	1473533	591076	7011254	591118	7011297	60.00	62.00	2.00	236	1.5	Dan	goof	OG					w	w	w	1	sil OG w lim fx, py. reddish weathering with some purple soil at end.		WHI18000665	18	0.1
LSTR-18-03	1473534	591074	7011252	591118	7011297	62.00	64.00	2.00	235	1.6	Dan	mod-good	OG					w	w		0.5	weak sil fine OG, minor fresh py		WHI18000665	20	0.1
LSTR-18-03	1473535	591072	7011251	591118	7011297	64.00	66.00	2.00	230	1.7	Dan	good	OG		vn			m	w		2	sil OG, fine, hematitic with fresh py. Grading to bleached OG w lim py		WHI18000665	36	0.1
LSTR-18-03	1473536	591071	7011250	591118	7011297	66.00	68.00	2.00	222	1.6	Dan	good	OG	SOGSH	str			m	w		tr	sil OG w qtz stringers, spec hem		WHI18000665	32	0.1
LSTR-18-03	1473537	591070	7011248	591118	7011297	68.00	70.00	2.00	220	1.5	Dan	mod	OG					w	w		tr	weak sil OG		WHI18000665	66	0.3
LSTR-18-03	1473538	591068	7011247	591118	7011297	70.00	72.00	2.00	211	1.8	Dan	mod-good	OG	QV	vn			m	m		tr	weak sil OG w rotten ox QV material (60%)		WHI18000665	129	0.8
LSTR-18-03	1473539	591067	7011245	591118	7011297	72.00	74.00	2.00	211	1.9	Dan	mod	OG		vn		m	s				mica schist or OG, perv lim, 20% qtz material		WHI18000665	154	1.1
LSTR-18-03	1473540	591066	7011243	591118	7011297	74.00	76.00	2.00	211	1.9	Dan	poor-mod	OG		vn			s				perv lim, 15% qtz material		WHI18000665	73	0.7
LSTR-18-03	1473541	591065	7011242	591118	7011297	76.00	78.00	2.00	211	1.8	Dan	mod	OG		vn		w	m				perv lim with 20% white lim qtz		WHI18000665	39	0.8
LSTR-18-03	1473542	591064	7011240	591118	7011297	78.00	80.00	2.00	211	1.7	Dan	poor-mod	OG	DOG			w	s				perv lim, dk sil OG, some mica schist		WHI18000665	94	1.1
LSTR-18-03	1473543	591063	7011238	591118	7011297	80.00	82.00	2.00	209	1.6	Dan	poor-mod	OG	DOG			w	s				perv lim, dk sil OG, some mica schist		WHI18000665	117	0.7
LSTR-18-03	1473544	591062	7011236	591118	7011297	82.00	84.00	2.00	209	1.7	Dan	mod	OG	DOG	str		w	s		w	1	perv lim OG w qtz stringers, minor lim py		WHI18000665	199	2.9
LSTR-18-03	1473545	591061	7011235	591118	7011297	84.00	86.00	2.00	209	1.7	Dan	mod	OG	DOG			m	m	w			chl sil lim OG? Grading to diorite?		WHI18000665	234	1.4

Trench ID	Sample ID	Sample Easting	Sample Northing	Trch Start Easting	Trch Start Northing	From (m)	To (m)	Length (m)	Azi-muth	Depth (m)	Logged by	Compe-tancy	Primary Lithology	Second Lithology	Vein-ing	Alteration (w, m, s)					Py %	Description	Notes	Certificate	Au (ppb)	Ag (ppm)
																Carb	Sil	Ox	Chl	Bleach						
LSTR-18-03	1473546	591060	7011233	591118	7011297	86.00	88.00	2.00	209	1.7	Dan	mod	OG	DOG	str		m	m	w			chl sil lim OG? Grading to diorite? W qtz stringers		WHI18000665	189	1.5
LSTR-18-03	1473547	591059	7011231	591118	7011297	88.00	90.00	2.00	209	1.8	Dan	mod	OG	DOG	vn		w	m	w			dioritic OG, 15% lim qtz		WHI18000665	107	0.8
LSTR-18-03	1473548	591058	7011229	591118	7011297	90.00	92.00	2.00	209	1.8	Dan	mod-good	OG	QV	vn		m	m	w		0.5	60% lim qtz w sil dioritic QG		WHI18000665	105	0.4
LSTR-18-03	1473549	591057	7011228	591118	7011297	92.00	94.00	2.00	210	1.8	Dan	mod-good	OG	DOG	vn		m	m			1	sil dioritic OG, 10% qtz, minor chl		WHI18000665	33	0.2
LSTR-18-03	1473550			591118	7011297																	BLANK - CDN-BL-10		WHI18000665	4	0.1
LSTR-18-03	1473551			591118	7011297																	STANDARD - CDN-GS-6B		WHI18000665	6415	0.3
LSTR-18-03	1473552	591056	7011226	591118	7011297	94.00	96.00	2.00	210	1.9	Dan	good	OG	QV	vn		m	m			1	90% white QV w lim fx, minor lim py		WHI18000665	27	0.1
LSTR-18-03	1473553	591055	7011224	591118	7011297	96.00	98.00	2.00	210	1.7	Dan	mod	OG	DOG	vn		m	m	w			sil dk OG, 10% qtz, minor chl		WHI18000665	61	0.4
LSTR-18-03	1473554	591054	7011222	591118	7011297	98.00	100.00	2.00	210	1.6	Dan	mod-good	OG	DOG			w	m	w			weak sil lim OG, dk colour (chl) more dioritic		WHI18000665	50	0.3
LSTR-18-03	1473555	591053	7011221	591118	7011297	100.00	102.00	2.00	210	1.5	Dan	good	OG	DOG			m	m	w			weak sil lim OG, dk colour (chl) more dioritic		WHI18000665	34	0.3
LSTR-18-03	1473556	591053	7011219	591118	7011297	102.00	104.00	2.00	200	1.5	Dan	good	OG	DOG	str		m	m	w			weak sil lim OG, dk colour (chl) more dioritic, minor qtz stringers		WHI18000665	21	0.1
LSTR-18-03	1473557	591052	7011217	591118	7011297	104.00	106.00	2.00	200	1.5	Dan	good	OG				m	m		w	0.5	sil OG, qtz-rich		WHI18000665	49	0.3
LSTR-18-03	1473558	591051	7011215	591118	7011297	106.00	108.00	2.00	188	1.5	Dan	good	OG			w	m	m		w	1	sil OG, qtz-rich, minor spec hem		WHI18000665	253	0.9
LSTR-18-03	1473559	591051	7011213	591118	7011297	108.00	110.00	2.00	188	1.4	Dan	good	OG		vn	w	m	m		w	1	qtz-rich OG, minor qtz veining, abundant spec hem		WHI18000665	311	1.4
LSTR-18-03	1473560	591051	7011211	591118	7011297	110.00	112.00	2.00	198	1.4	Dan	good	OG		vn	w	m	m		w	1	qtz-rich OG, abundant spec hem, 20% veining or totally silicified OG	rep	WHI18000665	183	0.7
LSTR-18-03	1473561	591050	7011209	591118	7011297	112.00	114.00	2.00	198	1.4	Dan	mod	OG			w	m	m		m	0.5	bleached OG, and dk grey OG w iron carb fx		WHI18000665	263	2.6
LSTR-18-03	1473562	591049	7011207	591118	7011297	114.00	116.00	2.00	200	1.5	Dan	mod	OG		vn	w	w	m	w	w	tr	weak bleached OG, minor qtz veining		WHI18000665	115	0.6
LSTR-18-03	1473563	591049	7011206	591118	7011297	116.00	118.00	2.00	215	1.7	Dan	mod	OG			w	w	m			tr	orange oxidized OG, minor calcite veinlets		WHI18000665	24	0.1
LSTR-18-03	1473564	591047	7011204	591118	7011297	118.00	120.00	2.00	215	1.7	Dan	good	OG			w	w	m			tr	orange oxidized OG, minor calcite veinlets		WHI18000665	29	0.2
LSTR-18-03	1473565	591046	7011202	591118	7011297	120.00	122.00	2.00	222	1.7	Dan	good	OG		str	w	w	m		m	3	semi-bleached sil OG w lim py		WHI18000665	55	0.4
LSTR-18-03	1473566	591045	7011201	591118	7011297	122.00	124.00	2.00	222	1.7	Dan	mod	OG		str	w	w	m			1	lim OG		WHI18000665	29	0.1
LSTR-18-03	1473567	591043	7011200	591118	7011297	124.00	126.00	2.00	230	1.7	Dan	mod	OG	CHBSH		w	w	m	w		tr	lim OG, grading to chl schist?		WHI18000665	13	<0.1
LSTR-18-03	1473568	591042	7011198	591118	7011297	126.00	128.00	2.00	224	1.6	Dan	good	OG	QV	vn	w	s	m			3	lim OG into dk grey-blue totally sil OG or QV		WHI18000665	65	0.3
LSTR-18-03	1473569	591040	7011197	591118	7011297	128.00	130.00	2.00	230	1.4	Dan	good	OG	QV	vn	w	m	m			1	lim hem sil OG w 25% lim QV		WHI18000665	27	0.3
LSTR-18-03	1473570	591039	7011196	591118	7011297	130.00	132.00	2.00	230	1.3	Dan	good	OG	QV	vn	w	m	m		w	2	70& white bullish qtz vein with orange lim fx. Lim py in bleached lim wallrock		WHI18000665	92	0.4
LSTR-18-03	1473571	591038	7011194	591118	7011297	132.00	134.00	2.00	217	1.3	Dan	good	OG	QV	vn	w	m	m			1	sil qtz-ch OG w some qtz vein		WHI18000665	204	0.8
LSTR-18-03	1473572	591036	7011193	591118	7011297	134.00	136.00	2.00	217	1.2	Dan	good	OG		vn	w	m	m			tr	lim sil OG, minor qtz vein		WHI18000665	78	0.2
LSTR-18-03	1473573	591035	7011191	591118	7011297	136.00	138.00	2.00	210	1.2	Dan	good	OG	QV	vn	w	m	m			tr	lim sil OG, 30% white qtz vein w lim fx at end		WHI18000665	61	0.3
LSTR-18-03	1473574	591034	7011189	591118	7011297	138.00	140.00	2.00	210	1.4	Dan	good	OG	QV	vn	w	m	m		w	2	lim sil OG, 30% white qtz vein w lim fx at start		WHI18000665	107	0.4
LSTR-18-03	1473575			591118	7011297						Dan											BLANK - CDN-BL-10		WHI18000665	6	0.1
LSTR-18-03	1473576			591118	7011297						Dan											STANDARD - CDN-CGS-7		WHI18000665	892	3.4
LSTR-18-03	1473577	591033	7011187	591118	7011297	140.00	142.00	2.00	208	1.3	Dan	good	OG			w	m	m		m	0.5	qtz-rich, sil lim OG		WHI18000665	65	0.3
LSTR-18-03	1473578	591032	7011186	591118	7011297	142.00	144.00	2.00	208	1.3	Dan	good	OG	DOG?		w	m	s		w	1	perv lim, qtz-rich OG or dioritc OG (DOG)		WHI18000665	55	0.4
LSTR-18-03	1473579	591031	7011184	591118	7011297	144.00	146.00	2.00	220	1.5	Dan	good	OG	DOG?		w	m	m		w	0.5	perv lim, qtz-rich OG or dioritc OG (DOG)		WHI18000665	86	0.3
LSTR-18-03	1473580	591030	7011182	591118	7011297	146.00	148.00	2.00	220	1.6	Dan	good	OG		str	w	m	m		w	0.5	lim qtz-rich OG		WHI18000665	15	<0.1
LSTR-18-03	1473581	591029	7011181	591118	7011297	148.00	150.00	2.00	227	1.7	Dan	good	OG		str	w	m	m		w	0.5	strongly lim, qtz-rich OG		WHI18000665	33	0.1
LSTR-18-03	1473582	591027	7011180	591118	7011297	150.00	152.00	2.00	227	1.5	Dan	good	OG		str	w	m	m		w	0.5	lim sil OG, lim fx		WHI18000665	27	<0.1
LSTR-18-03	1473583	591026	7011178	591118	7011297	152.00	154.00	2.00	227	1.3	Dan	good	OG		str	w	m	m			2	perv lim, qtz-rich OG, fg lim py		WHI18000665	54	0.2
LSTR-18-03	1473584	591024	7011177	591118	7011297	154.00	156.00	2.00	230	1.5	Dan	good	OG		str	w	m	m		m	1	bleached OG w iron carb fx, lim, sil, abundant qtz str		WHI18000665	20	0.1
LSTR-18-03	1473585	591023	7011176	591118	7011297	156.00	158.00	2.00	230	1.6	Dan	good	OG		str	m	m	d		w	1	abundant iron carb, hem, perv lim OG		WHI18000665	17	0.8
LSTR-18-03	1473586	591021	7011174	591118	7011297	158.00	160.00	2.00	230	1.6	Dan	good	OG	CHBSH	vn,str	m	m	m		w	2	OG grading to chl amphibolite, sil+iron carb fx, 30% qtz vein and stringers		WHI18000665	9	0.1
LSTR-18-03	1473587	591020	7011173	591118	7011297	160.00	162.00	2.00	230	1.5	Dan	mod	CHBSH		str	m	w	m	w		1	chl amphibolite, iron carb fx, qtz vn	rep	WHI18000665	7	<0.1
LSTR-18-03	1473588	591018	7011172	591118	7011297	162.00	164.00	2.00	230	1.4	Dan	mod-good	CHBSH		str	m	w	w	w		2	chl amphibolite, iron carb fx, qtz vn, large blder at end of sample		WHI18000665	5	<0.1
LSTR-18-03	1473589	591017	7011170	591118	7011297	164.00	166.00	2.00	219	1.6	Dan	good	CHBSH	OG?	vn,str	w	s	m	w		2	very silicified chl amphibolite? 25% white qtz vn w yellow fx. Qtz vein 1-2" wide	rep	WHI18000665	8	<0.1
LSTR-18-03	1473590	591015	7011169	591118	7011297	166.00	168.00	2.00	219	1.4	Dan	mod	CHBSH		str	w		s	m		tr	perv lim chl amphibolite or schist		WHI18000665	20	0.1
LSTR-18-03	1473591	591014	7011167	591118	7011297	168.00	170.00	2.00	224	1.5	Dan	mod	CHBSH	OG?	vn,str	m		m	w		1	chl schist to sil lim OG, 15% white QV		WHI18000665	78	0.3
LSTR-18-03	1473592	591013	7011166	591118	7011297	170.00	172.00	2.00	224	1.2	Dan	good	OG	CHBSH	str	m	s	m		s	2	very bleached sil OG, abundant qtz		WHI18000665	149	0.6
LSTR-18-03	1473593	591011	7011164	591118	7011297	172.00	174.00	2.00	226	1.3	Dan	good	OG	QV	vn,str	m	m	m		w	7	bleached lim OG w 40% qtz vn and stringers. Lim and fresh mg py (up to 1cm pseudomorph cubes)	rep	WHI18000665	18	0.1
LSTR-18-03	1473594	591010	7011163	591118	7011297	174.00	176.00	2.00	226	1.3	Dan	good	OG	QV	vn	w	m	m	w	w	5	as above but with 60% qtz vein. Wallrock might be chl schist?	rep	WHI18000665	147	0.6
LSTR-18-03	1473595	591008	7011162	591118	7011297	176.00	178.00	2.00	230	1.5	Dan	good	OG	CHBSH?	vn	w	m	s	w	m	3	bleached OG w chl schist, 15% qtz vn, fg lim py in wallrock, spec hem		WHI18000665	26	<0.1
LSTR-18-03	1473596	591007	7011160	591118	7011297	178.00	180.00	2.00	230	1.6	Dan	good	OG	CHBSH?	str	w	m	s	w	m	3	bleached OG w chl schist, 5% qtz vn, fg lim py in wallrock, spec hem		WHI18000665	90	0.3
LSTR-18-03	1473597	591005	7011159	591118	7011297	180.00	182.00	2.00	230	1.6	Dan	mod-good	OG		str	w	m	m		m	2	bleached lim OG, lim py		WHI18000665	33	<0.1
LSTR-18-03	1473598	591004	7011158	591118	7011297	182.00	184.00	2.00	230	1.6	Dan	good	OG		str	w	m	m		s	0.5	very bleached lim OG, minor chl schist at end		WHI18000665	41	0.1
LSTR-18-03	1473599	591002	7011157	591118	7011297	184.00	186.00	2.00	230	1.6	Dan	good	OG		str	m	m	m		m	5	bleached OG, abundant mg lim py, spec hem		WHI18000665	20	<0.1
LSTR-18-03	1473600			591118	7011297						Dan											BLANK - CDN-BL-10		WHI18000665	6	0.1
LSTR-18-03	1473601			591118	7011297						Dan											STANDARD - CDN-ME-18		WHI18000666	501	59.4
LSTR-18-03	1473602	591001	7011155	591118	7011297	186.00	188.00	2.00	230	1.6	Dan	good	OG		str	m	m	m		m	4	bleached OG, abundant mg lim py, 10% nice white qtz vein	rep	WHI18000666	49	0.2
LSTR-18-03	1473603	590999	7011154	591118	7011297	188.00	190.00	2.00	230	1.5	Dan	good	OG			w	m	m		m	1	iron carb fx, bleached OG, minor py		WHI18000666	24	0.1
LSTR-18-03	1473604	590998	7011153	591118	7011297	190.00	192.00	2.00	227	1.4	Dan	good	OG		str,vn	w	m	m		m	2	bleached OG w minor qtz str and vn, good lim py		WHI18000666	18	<0.1
LSTR-18-03	1473605	590996	7011151	591118	7011297	192.00	194.00	2.00	222	1.3	Dan	good	OG			w	m	m		m	2	qtz-rich bleached OG w fg lim py, some fresh py		WHI18000666	20	0.1
LSTR-18-03	1473606	590995	7011150	591118	7011297	194.00	196.00	2.00	222	1.1	Dan	poor	OG					m		w	1	permafrost? Very shallow. Chips of qtz and bleached OG	permafrost	WHI18000666	5	<0.1
LSTR-18-03	1473607	590994	7011148	591118	7011297	196.00	198.00	2.00	218	1.2	Dan	poor-mod	OG					m		w	1	half as above, half lim bleached OG	permafrost	WHI18000666	48	0.2
LSTR-18-03	1473608	590992	7011147	591118	7011297	198.00	200.00	2.00	213	1.6	Dan	mod	OG		str	w	m	m		w	1	lim bleached OG, iron carb fx, minor lim py, spec hem		WHI18000666	47	0.2
LSTR-18-03	1473609	590991	7011145	591118	7011297	200.00	202.00	2.00	211	1.6	Dan	mod	OG	CHBSH		w	w	m	w	w	0.5	contact to 60% ox chl schist, perv lim. Rest is bleached OG		WHI18000666	6	<0.1
LSTR-18-03	1473610	590990	7011143	591118	7011297	202.00	204.00	2.00	211	1.7	Dan	good	OG	CHBSH		w	w	m	w	w	0.5	mix of ox blocky chl schist and lim bleached OG		WHI18000666	2	<0.1
LSTR-18-03	1473611	590989	7011142	591118	7011297	204.00	206.00	2.00	213	1.8	Dan	good	OG	CHBSH	str	w	w	m	w	w	0.5	mix of ox blocky chl schist and lim bleached OG, minor qtz vein material, MnO		WHI18000666	<2	<0.1
LSTR-18-03	1473612	590988	7011140	591118	7011297	206.00	208.00	2.00	213	1.9	Dan	mod-good	OG	CHBSH				m	w		tr	well foliated lim OG or schist		WHI18000666	<2	<0.1
LSTR-18-03	1473613	590987	7011138	591118	7011297	208.00	210.00	2.00	213	1.5	Dan	good	OG	CHBSH				m	w		tr	mix of perv lim chl schist and OG		WHI18000666	<2	<0.1
LSTR-18-03	1473614	590986	7011136	591118	7011297	210.00	212.00	2.00	210	1.5	Dan	good	CHBSH	OG		w		s	w		1	mix of perv lim chl schist and OG, minor lim py		WHI18000666	5	<0.1
LSTR-18-03	1473615	590985	7011135	591118	7011297	212.00	214.00	2.00	210	1.5	Dan	mod	OG			w		m		m	1	perv lim OG, bleached		WHI18000666	3	<0.1
LSTR-18-03	1473616	590984	7011133	591118	7011297	214.00	216.00	2.00	210	1.5	Dan	good	OG			w		m		m	1	perv lim OG, bleached		WHI18000666	<2	<0.1
LSTR-18-03	1473617	590983	7011131	591118	7011297	216.00	218.00	2.00	210	1.5	Dan	good	OG			w	w	s	w	w	2	perm lim OG, weak sil		WHI18000666	<2	<0.1
LSTR-18-03	1473618	590982	7011130	591118	7011297	218.00	220.00	2.00	210	1.7	Dan	good-mod	OG	CHBSH		w	w	s	w	w	2	perv lim OG and chl schist		WHI18000666	<2	<0.1
LSTR-18-03	1473619	590981	7011128	591118	7011297	220.00	222.00	2.00	215	1.8	Dan	mod	OG			w	w	s		m	1	perv lim OG		WHI18000666	<2	<0.1
LSTR-18-03	1473620	590980	7011126	591118	7011297	222.00	224.00	2.00	215	1.8	Dan	mod	OG		str	w	w	s		m	1	perv lim OG w qtz stringers, minor lim py		WHI18000666	<2	<0.1
LSTR-18-03	1473621	590979	7011125	591118	7011297	224.00	226.00	2.00	218	1.7	Dan	mod	OG	CHBSH		w		s	w	w	1	perv lim OG and chl schist		WHI18000666	<2	<0.1
LSTR-18-03	1473622	590977	7011123	591118	7011297	226.00	228.00	2.00	218	1.7	Dan	poor-mod	OG	CHBSH		w		s	w	w	1	perv lim OG and chl schist		WHI18000666	<2	<0.1
LSTR-18-03	1473623	590976	7011121	591118	7011297	228.00	230.00	2.00	218	1.6	Dan	mod	OG	CHBSH		w		s	w	w	1	perv lim OG and chl schist		WHI18000666	<2	<0.1
LSTR-18-03	1473624	590975	7011120	591118	7011297	230.00	232.00	2.00	225	1.6	Dan	good	OG		QTSW	w	w	s	w	m	2	perv lim OG w prospective qtz stockwork (0.5-1cm vns, discordant)	rep	WHI18000666	<2	<0.1
LSTR-18-03	1473625			591118	7011297						Dan											BLANK - CDN-BL-9		WHI18000666	4	0.6
LSTR-18-03	1473626			591118	7011297						Dan											STANDARD - CDN-GS-15B		WHI18000666	>10000	1.2

Trench ID	Sample ID	Sample Easting	Sample Northing	Trch Start Easting	Trch Start Northing	From (m)	To (m)	Length (m)	Azi-muth	Depth (m)	Logged by	Compe-tancy	Primary Lithology	Second Lithology	Vein-ing	Alteration (w, m, s)					Py %	Description	Notes	Certificate	Au (ppb)	Ag (ppm)
																Carb	Sil	Ox	Chl	Bleach						
LSTR-18-03	1473627	590973	7011119	591118	7011297	232.00	234.00	2.00	225	1.6	Dan	mod	OG		QTSW	w	w	m		m	1	perv lim OG w minor qtz stockwork (0.5-1cm vns, discordant)		WHI18000666	2	<0.1
LSTR-18-03	1473628	590972	7011117	591118	7011297	234.00	236.00	2.00	225	1.6	Dan	mod	OG	CHBSH		w	w	s	w	w	0.5	perv lim OG, minor chl schist		WHI18000666	5	0.1
LSTR-18-03	1473629	590970	7011116	591118	7011297	236.00	238.00	2.00	237	1.6	Dan	mod	OG	CHBSH		w		s	w	w	tr	mix of perv lim OG, perv lim schist		WHI18000666	27	<0.1
LSTR-18-03	1473630	590969	7011115	591118	7011297	238.00	240.00	2.00	237	1.6	Dan	mod	CHBSH	OG	str	w		s	m	w	1	chl schist to OG with qtz stringers, lim py		WHI18000666	80	0.6
LSTR-18-03	1473631	590967	7011114	591118	7011297	240.00	242.00	2.00	240	1.6	Dan	mod	OG	CHBSH		m		s	w	m	1	dominantly perv lim OG, minor chl schist		WHI18000666	29	0.4
LSTR-18-03	1473632	590965	7011113	591118	7011297	242.00	244.00	2.00	240	1.9	Dan	mod	CHBSH			w		m	m			all chl schist		WHI18000666	<2	<0.1
LSTR-18-03	1473633	590964	7011112	591118	7011297	244.00	246.00	2.00	240	2.0	Dan	good	CHBSH	OG		w	w	s	w	w	1	perv lim chl schist to perv lim OG (50/50)		WHI18000666	2	<0.1
LSTR-18-03	1473634	590962	7011111	591118	7011297	246.00	248.00	2.00	233	1.5	Dan	good	OG		str	w	w	m	w	m	0.5	all blocky orange OG, qtz stringers		WHI18000666	6	<0.1
LSTR-18-03	1473635	590961	7011109	591118	7011297	248.00	250.00	2.00	217	1.5	Dan	good	OG		str,vn	w	m	m		m	0.5	all blocky orange OG, qtz stringers		WHI18000666	4	1.3
LSTR-18-03	1473636	590959	7011108	591118	7011297	250.00	252.00	2.00	215	1.6	Dan	mod	OG	CHBSH		w	m	m		m	0.5	dominantly perv lim OG, minor chl schist		WHI18000666	6	0.2
LSTR-18-03	1473637	590958	7011106	591118	7011297	252.00	254.00	2.00	215	1.8	Dan	mod	OG	CHBSH	str	w	w	s		w	1	dominantly perv lim OG, minor chl schist		WHI18000666	32	0.3
LSTR-18-03	1473638	590957	7011104	591118	7011297	254.00	256.00	2.00	215	1.6	Dan	good	OG		str	w	m	s		m	3	perv lim OG, lim py, small section of very bleached OG with abundant py	rep	WHI18000666	58	0.7
LSTR-18-03	1473639	590956	7011103	591118	7011297	256.00	258.00	2.00	207	1.6	Dan	good	OG		str	w	w	s		m	2	perv lim OG, lim py		WHI18000666	27	0.2
LSTR-18-03	1473640	590955	7011101	591118	7011297	258.00	260.00	2.00	207	1.5	Dan	good	OG		str	w	m	s		m	1	perv lim OG, lim py		WHI18000666	5	<0.1
LSTR-18-03	1473641	590954	7011099	591118	7011297	260.00	262.00	2.00	204	1.5	Dan	mod-good	OG			w		m				micaceous, schistose OG		WHI18000666	<2	<0.1
LSTR-18-03	1473642	590953	7011097	591118	7011297	262.00	264.00	2.00	207	1.5	Dan	mod	OG	CHBSH		w		m	w			micaceous, schistose OG, minor chlorite schist		WHI18000666	<2	<0.1
LSTR-18-03	1473643	590952	7011095	591118	7011297	264.00	266.00	2.00	210	1.5	Dan	good	OG			w		s		w	tr	mica schist and OG, minor DCOG, minor qtz, perv lim		WHI18000666	<2	<0.1
LSTR-18-03	1473644	590951	7011094	591118	7011297	266.00	268.00	2.00	210	1.4	Dan	good	OG			w		s	w	w	tr	lim OG, weak bleaching, FeCO3 fx		WHI18000666	2	<0.1
LSTR-18-03	1473645	590950	7011092	591118	7011297	268.00	270.00	2.00	210	1.3	Dan	good	OG			w		m		w	tr	lim OG, weak bleaching, FeCO3 fx, crumbly/rotten		WHI18000666	2	<0.1
LSTR-18-03	1473646	590950	7011090	591118	7011297	270.00	272.00	2.00	207	1.3	Dan	mod	OG			w		m		m	tr	semi bleached OG, bluish spec hem		WHI18000666	8	<0.1
LSTR-18-03	1473647	590949	7011088	591118	7011297	272.00	274.00	2.00	207	1.3	Dan	good	OG	SOGSH	str	w	w	m		w	tr	bleached lim OG, more silicified, blocky. Qtz stringers		WHI18000666	5	<0.1
LSTR-18-03	1473648	590948	7011087	591118	7011297	274.00	276.00	2.00	207	1.2	Dan	mod-good	OG	SOGSH		w	w	m		w	tr	perv lim OG, bluish spec hem		WHI18000666	9	0.1
LSTR-18-03	1473649	590947	7011085	591118	7011297	276.00	278.00	2.00	207	1.0	Dan	good	OG	SOGSH	str	w	w	s		w	tr	lim OG, bleached, minor qtz stringers, blue spec hem		WHI18000666	4	<0.1
LSTR-18-03	1473650			591118	7011297																	BLANK - CDN-BL-9		WHI18000666	5	0.3
LSTR-18-03	1473651			591118	7011297																	STANDARD - CDN-CGS-7		WHI18000666	932	3.3
LSTR-18-03	1473652	590946	7011083	591118	7011297	278.00	280.00	2.00	207	1.3	Dan	good	OG	SOGSH	str	w	m	m		m	tr	lim OG grading to more pervasively bleached white OG. More silicious, qtz-rich. Bluish colour. More typical SOGSH		WHI18000666	6	<0.1
LSTR-18-03	1473653	590945	7011081	591118	7011297	280.00	282.00	2.00	207	1.3	Dan	good	OG	SOGSH		w	w	w		m	tr	bleached white and blue OG. Abundant MnO, spec hem		WHI18000666	23	<0.1
LSTR-18-03	1473654	590944	7011080	591118	7011297	282.00	284.00	2.00	207	1.0	Dan	good	OG	SOGSH	str	w	m	m		m	tr	bleached white and blue OG. Abundant MnO, spec hem		WHI18000666	79	0.3
LSTR-18-03	1473655	590943	7011078	591118	7011297	284.00	286.00	2.00	215	1.0	Dan	mod	OG	SOGSH	str	w	m	m		m	tr	bleached white and blue OG. Abundant MnO, spec hem		WHI18000666	6	<0.1
LSTR-18-03	1473656	590942	7011076	591118	7011297	286.00	288.00	2.00	215	0.8	Dan	mod	OG		str	w	m	m		w		qtz rich lim OG, minor vn material		WHI18000666	8	<0.1
LSTR-18-03	1473657	590941	7011075	591118	7011297	288.00	290.00	2.00	219	0.8	Dan	mod	OG		str	w	m	m		w		qtz rich lim OG, minor vn material		WHI18000666	20	0.1
LSTR-18-03	1473658	590939	7011073	591118	7011297	290.00	292.00	2.00	219	0.8	Dan	mod	OG		str	w	m	m		w		qtz rich lim OG, minor vn material		WHI18000666	2	<0.1
LSTR-18-03	1473659	590938	7011072	591118	7011297	292.00	294.00	2.00	221	1.1	Dan	mod	OG		str	w	m	m		w	tr	qtz-rich orange lim OG w qtz stringers		WHI18000666	2	<0.1
LSTR-18-03	1473660	590937	7011070	591118	7011297	294.00	296.00	2.00	221	1.2	Dan	mod	OG	QV	vn	w	m	m			2	orange lim OG w 30% white-translucent qtz vein (1-3"). Mg fresh and lim py		WHI18000666	<2	<0.1
LSTR-18-03	1473661	590935	7011069	591118	7011297	296.00	298.00	2.00	230	1.3	Dan	mod	OG	QV	vn	w	m	m			1	orange lim OG w 70% white-translucent qtz vein (1-3"). Mg fresh and lim py		WHI18000666	2	<0.1
LSTR-18-03	1473662	590934	7011067	591118	7011297	298.00	300.00	2.00	230	1.2	Dan	mod	OG		vn	w	w	m			tr	orange lim OG, minor vn material		WHI18000666	5	<0.1
LSTR-18-03	1473663	590932	7011066	591118	7011297	300.00	302.00	2.00	230	1.3	Dan	mod	OG			w	w	m			tr	orange perv lim OG, grading to less lim, more sil OG		WHI18000666	5	<0.1
LSTR-18-03	1473664	590931	7011065	591118	7011297	302.00	304.00	2.00	230	1.0	Dan	poor-mod	OG			w		m		w		bleached OG, poor recovery. Permafrost	permafrost	WHI18000666	3	<0.1
LSTR-18-03	1473665	590929	7011063	591118	7011297	304.00	306.00	2.00	230	1.0	Dan	mod	OG		vn	w	w	s			1	perv lim OG w qtz vein material (20%), permafrost	permafrost	WHI18000666	10	0.1
LSTR-18-03	1473666	590928	7011062	591118	7011297	306.00	308.00	2.00	228	1.5	Dan	mod	OG			m		s		w	tr	part permafrost. Perv lim OG, minor chl schist	permafrost	WHI18000666	16	0.2
LSTR-18-03	1473667	590926	7011061	591118	7011297	308.00	310.00	2.00	228	1.5	Dan	poor-mod	OG			w		s			tr	perv lim OG. Small chips. Qtz-rich		WHI18000666	3	<0.1
LSTR-18-03	1473668	590925	7011059	591118	7011297	310.00	312.00	2.00	225	1.5	Dan	mod	OG			w	w	s		w		perv lim OG, minor bleaching		WHI18000666	3	<0.1
LSTR-18-03	1473669	590923	7011058	591118	7011297	312.00	314.00	2.00	225	1.5	Dan	mod-good	OG		str	m	m	s		w	tr	orange perv lim OG		WHI18000666	3	<0.1
LSTR-18-03	1473670	590922	7011057	591118	7011297	314.00	316.00	2.00	220	1.3	Dan	mod	OG		str	w	w	s		w	tr	orange perv lim OG		WHI18000666	<2	<0.1
LSTR-18-03	1473671	590921	7011055	591118	7011297	316.00	318.00	2.00	220	1.5	Dan	mod	OG			w	w	s		w	tr	orange perv lim OG		WHI18000666	<2	<0.1
LSTR-18-03	1473672	590920	7011054	591118	7011297	318.00	320.00	2.00	220	1.7	Dan	poor-mod	OG			w	w	s		w	tr	orange perv lim OG, permafrost	permafrost	WHI18000666	4	<0.1
LSTR-18-03	1473673	590918	7011052	591118	7011297	320.00	322.00	2.00	219	1.6	Dan	poor	OG			w	w	m				permafrost, lim OG rk chips	permafrost	WHI18000666	2	<0.1
LSTR-18-03	1473674	590917	7011050	591118	7011297	322.00	324.00	2.00	219	1.4	Dan	poor	OG			w		m				permafrost clay and rock chips	permafrost	WHI18000666	7	0.1
LSTR-18-03	1473675			591118	7011297						Dan											BLANK - CDN-BL-10		WHI18000666	9	<0.1
LSTR-18-03	1473676			591118	7011297						Dan											STANDARD - CDN-GS-15B		WHI18000666	>10000	1.1
LSTR-18-03	1473677	590916	7011049	591118	7011297	324.00	326.00	2.00	219	1.8	Dan	poor	OG			w		m				permafrost clay and rock chips	permafrost	WHI18000666	8	<0.1
LSTR-18-03	1473678	590914	7011047	591118	7011297	326.00	328.00	2.00	220	1.8	Dan	poor	OG			w		m				permafrost clay and rock chips, hem sil OG	permafrost	WHI18000666	4	<0.1
LSTR-18-03	1473679	590913	7011046	591118	7011297	328.00	330.00	2.00	220	1.7	Dan	poor	OG	QV	vn	w		m			1	permafrost clay and rock chips. 25% quartz vein pieces with 1-2% lim py	permafrost	WHI18000666	4	<0.1
LSTR-18-04	1473701	591201	7010758	591202	7010759	0.00	2.00	2.00	225	1.4	Dan	good	OG					m	w		0.5	sil and k-atl OG w lim py		WHI18000668	3	<0.1
LSTR-18-04	1473702	591200	7010757	591202	7010759	2.00	4.00	2.00	225	1.6	Dan	poor-mod	OG					m	m			sil, lim OG		WHI18000668	3	<0.1
LSTR-18-04	1473703	591199	7010755	591202	7010759	4.00	6.00	2.00	215	1.6	Dan	poor	OG						w			micaceous OG		WHI18000668	4	<0.1
LSTR-18-04	1473704	591198	7010754	591202	7010759	6.00	8.00	2.00	205	1.8	Dan	poor	OG					w	w			weak sil OG		WHI18000668	5	0.2
LSTR-18-04	1473705	591197	7010752	591202	7010759	8.00	10.00	2.00	222	2.0	Dan	poor	OG	QV	vn			m	w	m	0.5	white vn material, lim fx		WHI18000668	6	0.4
LSTR-18-04	1473706	591195	7010751	591202	7010759	10.00	12.00	2.00	227	1.9	Dan	poor	OG					w	w			weak sil bt OG		WHI18000668	11	0.3
LSTR-18-04	1473707	591194	7010749	591202	7010759	12.00	14.00	2.00	227	1.8	Dan	mod	OG	QV	vn		w					weak sil OG w QV		WHI18000668	14	0.3
LSTR-18-04	1473708	591192	7010748	591202	7010759	14.00	16.00	2.00	226	1.7	Dan	mod	OG		str		w	m		m	1	bleached OG w lim py		WHI18000668	6	0.2
LSTR-18-04	1473709	591191	7010746	591202	7010759	16.00	18.00	2.00	226	1.7	Dan	mod	OG		str		w	m		m	1	bleached OG w lim py		WHI18000668	12	0.1
LSTR-18-04	1473710	591189	7010745	591202	7010759	18.00	20.00	2.00	225	1.7	Dan	mod	OG	QV	vn		m	m		w		sil OG w minor white QV		WHI18000668	21	<0.1
LSTR-18-04	1473711	591188	7010744	591202	7010759	20.00	22.00	2.00	216	1.8	Dan	mod	OG				w	w		w		sil OG w minor QV, some bleached material		WHI18000668	9	<0.1
LSTR-18-04	1473712	591187	7010742	591202	7010759	22.00	24.00	2.00	216	1.6	Dan	poor-mod	OG				w	w				weak sil micaceous OG		WHI18000668	26	0.2
LSTR-18-04	1473713	591186	7010740	591202	7010759	24.00	26.00	2.00	222	1.6	Dan	mod	OG		str		w	w			tr	qtz-rich OG		WHI18000668	18	0.1
LSTR-18-04	1473714	591184	7010739	591202	7010759	26.00	28.00	2.00	218	1.7	Dan	mod	OG				m	w	w			sil OG		WHI18000668	3	<0.1
LSTR-18-04	1473715	591183	7010737	591202	7010759	28.00	30.00	2.00	216	1.6	Dan	good	OG		str		m	m			0.5	qtz-rich OG, bleached OG		WHI18000668	5	<0.1
LSTR-18-04	1473716	591182	7010736	591202	7010759	30.00	32.00	2.00	216	1.5	Dan	poor-mod	OG				w	m		w		weak sil, bt-rich OG, minor bleached material		WHI18000668	19	<0.1
LSTR-18-04	1473717	591181	7010734	591202	7010759	32.00	34.00	2.00	230	1.5	Dan	mod	OG	QV	vn		w	m		m	0.5	bleached OG w translucent qtz veining (20%)		WHI18000668	4	<0.1
LSTR-18-04	1473718	591179	7010733	591202	7010759	34.00	36.00	2.00	220	1.5	Dan	mod	OG				m	m		w		semi-bleached qtz-rich OG		WHI18000668	10	<0.1
LSTR-18-04	1473719	591178	7010731	591202	7010759	36.00	38.00	2.00	220	1.4	Dan	poor-mod	OG				w	w		w	0.5	semi-bleached msterial, sil Ox OG, minor lim py		WHI18000668	22	0.1
LSTR-18-04	1473720	591177	7010730	591202	7010759	38.00	40.00	2.00	220	1.4	Dan	mod	OG				w	m		m	0.5	semi-bleached msterial, sil Ox OG, minor lim py		WHI18000668	7	<0.1
LSTR-18-04	1473721	591175	7010728	591202	7010759	40.00	42.00	2.00	216	1.6	Dan	mod	OG	QV	vn+str		m	m			tr	sil hem OG, qtz veining and stringers		WHI18000668	6	<0.1
LSTR-18-04	1473722	591174	7010726	591202	7010759	42.00	44.00	2.00	214	1.4	Dan	mod	OG	SHOG			w	s				very limonitized OG		WHI18000668	5	<0.1
LSTR-18-04	1473723	591173	7010725	591202	7010759	44.00	46.00	2.00	214	1.4	Dan	mod	OG	SHOG			m	s				lim sil hem OG		WHI18000668	5	0.1
LSTR-18-04	1473724	591172	7010723	591202	7010759	46.00	48.00	2.00	215	1.3	Dan	poor-mod	OG	SHOG	vn		m	m				lim sil hem OG, some QV material, spec hem		WHI18000668	8	0.3
LSTR-18-04	1473725			591202	7010759						Dan											BLANK - CDN-BL-9		WHI18000668	7	0.4
LSTR-18-04	1473726			591202	7010759						Dan											STANDARD - CDN-CM-25		WHI18000668	240	0.6
LSTR-18-04	1473727	591171	7010722	591202	7010759	48.00	50.00	2.00	215	1.3	Dan	mod	OG	SHOG			s	m				sil hem OG with very silicified material towards end		WHI18000668	9	0.4

Trench ID	Sample ID	Sample Easting	Sample Northing	Trch Start Easting	Trch Start Northing	From (m)	To (m)	Length (m)	Azi-muth	Depth (m)	Logged by	Compe-tancy	Primary Lithology	Second Lithology	Vein-ing	Alteration (w, m, s) Carb	Sil	Ox	Chl	Bleach	Py %	Description	Notes	Certificate	Au (ppb)	Ag (ppm)
LSTR-18-04	1473728	591170	7010720	591202	7010759	50.00	52.00	2.00	215	1.5	Dan	mod	OG	SHOG			m	m				sil hem OG		WHI18000668	13	0.3
LSTR-18-04	1473729	591168	7010718	591202	7010759	52.00	54.00	2.00	219	1.5	Dan	mod	OG	SHOG			w	m				less sil hem OG, more lim		WHI18000668	15	0.5
LSTR-18-04	1473730	591167	7010717	591202	7010759	54.00	56.00	2.00	219	1.6	Dan	mod	OG	SHOG			w	m				less sil hem OG, more lim		WHI18000668	7	0.2
LSTR-18-04	1473731	591166	7010715	591202	7010759	56.00	58.00	2.00	221	1.7	Dan	mod	OG	SHOG			m	s				sil hem OG, very limonitic		WHI18000668	4	<0.1
LSTR-18-04	1473732	591165	7010714	591202	7010759	58.00	60.00	2.00	228	1.5	Dan	good	OG	SHOG			m	s				sil hem OG, very limonitic		WHI18000668	30	0.2
LSTR-18-04	1473733	591163	7010712	591202	7010759	60.00	62.00	2.00	220	1.5	Dan	mod	OG	SHOG			m	s				sil hem OG, very limonitic		WHI18000668	18	0.2
LSTR-18-04	1473734	591162	7010711	591202	7010759	62.00	64.00	2.00	219	1.6	Dan	mod	OG	SHOG			m	s				sil hem OG, very limonitic		WHI18000668	11	0.3
LSTR-18-04	1473735	591161	7010709	591202	7010759	64.00	66.00	2.00	210	1.6	Dan	poor-mod	OG	SHOG			w	s				grading to more micaceous or biotitic, grey mica soil, oxidized pebbles		WHI18000668	5	0.2
LSTR-18-04	1473736	591160	7010707	591202	7010759	66.00	68.00	2.00	208	1.6	Dan	poor-mod	OG	SHOG			w	s				grading to more micaceous or biotitic, grey mica soil, oxidized pebbles		WHI18000668	8	0.2
LSTR-18-04	1473737	591159	7010706	591202	7010759	68.00	70.00	2.00	210	1.9	Dan	poor	OG	SHOG			w	s				grading to more micaceous or biotitic, grey mica soil, oxidized pebbles		WHI18000668	10	0.2
LSTR-18-04	1473738	591158	7010704	591202	7010759	70.00	72.00	2.00	218	1.8	Dan	poor	OG	SHOG			w	s				grey mica soil with ox OG pebbles		WHI18000668	21	0.8
LSTR-18-04	1473739	591157	7010702	591202	7010759	72.00	74.00	2.00	215	1.9	Dan	poor	OG	SHOG			w	m				grey mica soil with ox OG pebbles		WHI18000668	20	0.4
LSTR-18-04	1473740	591155	7010701	591202	7010759	74.00	76.00	2.00	213	2.1	Dan	poor	OG	SHOG			w	m				grey mica soil with ox OG pebbles		WHI18000668	25	0.5
LSTR-18-04	1473741	591154	7010699	591202	7010759	76.00	78.00	2.00	213	2.1	Dan	poor	OG	SHOG			w	m				grey mica soil with ox OG pebbles		WHI18000668	14	0.2
LSTR-18-04	1473742	591153	7010697	591202	7010759	78.00	80.00	2.00	216	1.9	Dan	poor-mod	OG	SHOG/BS				m				grey mica soil with ox OG pebbles grading to competent bt/mica schist		WHI18000668	9	0.1
LSTR-18-04	1473743	591152	7010696	591202	7010759	80.00	82.00	2.00	213	1.7	Dan	mod	OG	BS	vn			m				bt/mica schist with minor qtz vein material (translucent)		WHI18000668	4	0.1
LSTR-18-04	1473744	591151	7010694	591202	7010759	82.00	84.00	2.00	222	1.3	Dan	mod-good	OG	BS	vn		w	m				bt/mica schist with 10% qtz vein material (translucent)		WHI18000668	4	0.1
LSTR-18-04	1473745	591149	7010693	591202	7010759	84.00	86.00	2.00	226	1.1	Dan	good	OG	BS/SHOG	vn		m	m			2	grading to sil hem OG. Minor fresh py. Small QV w mg py		WHI18000668	5	0.1
LSTR-18-04	1473746	591148	7010691	591202	7010759	86.00	88.00	2.00	215	1.0	Dan	good	OG	SHOG	vn		m	m			1	sil hem OG with minor QV rich in py	REP	WHI18000668	4	0.2
LSTR-18-04	1473747	591147	7010690	591202	7010759	88.00	90.00	2.00	215	0.8	Dan	good	OG	SHOG			m	w				sil hem OG		WHI18000668	5	0.2
LSTR-18-04	1473748	591146	7010688	591202	7010759	90.00	92.00	2.00	203	0.8	Dan	good	OG	SHOG			m	w				sil hem OG		WHI18000668	3	0.1
LSTR-18-04	1473749	591145	7010686	591202	7010759	92.00	94.00	2.00	203	0.8	Dan	good	OG	SHOG			m	w				sil hem OG		WHI18000668	4	0.2
LSTR-18-04	1473750			591202	7010759						Dan											BLANK - CDN-BL-10		WHI18000668	4	<0.1
LSTR-18-04	1473751			591202	7010759						Dan											STANDARD - CDN-GS-6B		WHI18000668	6520	0.3
LSTR-18-04	1473752	591144	7010684	591202	7010759	94.00	96.00	2.00	203	0.8	Dan	good	OG	SHOG			m	w				sil hem OG		WHI18000668	5	0.3
LSTR-18-04	1473753	591144	7010682	591202	7010759	96.00	98.00	2.00	208	0.8	Dan	good	OG	SHOG	vn		m	w			1	sil hem OG w minor fresh py. Nice QV w fresh py (<20cm)		WHI18000668	9	0.1
LSTR-18-04	1473754	591142	7010681	591202	7010759	98.00	100.00	2.00	220	1.0	Dan	mod	OG	SHOG			w	w				SHOG getting more biotitc and softer		WHI18000668	3	0.1
LSTR-18-04	1473755	591141	7010679	591202	7010759	100.00	102.00	2.00	228	1.5	Dan	poor-mod	OG	SHOG			w	m				sil hem OG		WHI18000668	3	0.1
LSTR-18-04	1473756	591140	7010678	591202	7010759	102.00	104.00	2.00	230	1.6	Dan	mod	OG		vn		w	m			0.5	sil hem OG with 15% qtz vein with py, translucent. Grading to bt schist at end		WHI18000668	3	0.1
LSTR-18-04	1473757	591138	7010677	591202	7010759	104.00	106.00	2.00	230	1.5	Dan	poor-mod	OG				w	w				biotitic OG		WHI18000668	5	0.2
LSTR-18-04	1473758	591137	7010675	591202	7010759	106.00	108.00	2.00	230	1.6	Dan	poor-mod	OG		vn		w	w			tr	biotitc OG w minor QV		WHI18000668	4	0.1
LSTR-18-04	1473759	591135	7010674	591202	7010759	108.00	110.00	2.00	230	1.6	Dan	mod-good	OG	SHOG			m	w				sil hem OG		WHI18000668	4	0.1
LSTR-18-04	1473760	591133	7010673	591202	7010759	110.00	112.00	2.00	234	1.7	Dan	mod	OG	SHOG			w	w				biotitic OG		WHI18000668	2	0.1
LSTR-18-04	1473761	591132	7010672	591202	7010759	112.00	114.00	2.00	231	1.9	Dan	mod	OG	SHOG			m	w				sil hem OG with mg porphyroblasts of feld		WHI18000668	4	<0.1
LSTR-18-04	1473762	591130	7010670	591202	7010759	114.00	116.00	2.00	224	2.1	Dan	mod	OG	SHOG			m	w				sil hem OG with mg porphyroblasts of feld		WHI18000668	5	<0.1
LSTR-18-04	1473763	591129	7010669	591202	7010759	116.00	118.00	2.00	220	2.0	Dan	poor-mod	OG	SHOG			m	w				biotitic sil hem OG		WHI18000668	3	<0.1
LSTR-18-04	1473764	591128	7010667	591202	7010759	118.00	120.00	2.00	220	2.1	Dan	mod	OG	SHOG	vn		m	w				biotitic sil hem OG, 5cm qtz vein		WHI18000668	2	0.1
LSTR-18-04	1473765	591126	7010666	591202	7010759	120.00	122.00	2.00	220	2.0	Dan	mod	OG	SHOG			m	w				sil hem OG		WHI18000668	8	0.2
LSTR-18-04	1473766	591125	7010664	591202	7010759	122.00	124.00	2.00	215	2.0	Dan	poor-mod	OG	SHOG	vn		w	m				sil hem OG w small qtz vein		WHI18000668	3	0.1
LSTR-18-04	1473767	591124	7010663	591202	7010759	124.00	126.00	2.00	215	2.0	Dan	mod	OG	SHOG			m	m			tr	sil hem OG		WHI18000668	25	0.3
LSTR-18-04	1473768	591123	7010661	591202	7010759	126.00	128.00	2.00	212	1.8	Dan	mod	OG	SHOG			m	m		w	tr	sil hem OG w minor bleaching		WHI18000668	18	0.2
LSTR-18-04	1473769	591122	7010659	591202	7010759	128.00	130.00	2.00	216	2.1	Dan	good	OG	QV	vn		m	m		m	2	sil hem OG into large QV (60%). White, lim fx, minor py in vein and in bleached wallrock	REP	WHI18000668	7	<0.1
LSTR-18-04	1473770	591121	7010658	591202	7010759	130.00	132.00	2.00	218	2.1	Dan	mod	OG		str		w	m			1	bleached OG, minor fresh py		WHI18000668	4	0.2
LSTR-18-04	1473771	591119	7010656	591202	7010759	132.00	134.00	2.00	225	2.0	Dan	poor-mod	OG					s			0.5	pervasive limonitized OG w hem veinlets		WHI18000668	6	<0.1
LSTR-18-04	1473772	591118	7010655	591202	7010759	134.00	136.00	2.00	219	2.0	Dan	mod	OG				w	i			0.5	pervasive limonitized OG w hem veinlets		WHI18000668	5	0.2
LSTR-18-04	1473773	591117	7010653	591202	7010759	136.00	138.00	2.00	221	1.9	Dan	mod-good	OG					s			3	pervasive limonitized OG w lim py		WHI18000668	12	0.4
LSTR-18-04	1473774	591115	7010652	591202	7010759	138.00	140.00	2.00	221	2.0	Dan	good	OG				w	s			1	pervasive limonitized OG		WHI18000668	4	0.1
LSTR-18-04	1473775			591202	7010759						Dan											BLANK - CDN-BL-10		WHI18000668	6	<0.1
LSTR-18-04	1473776			591202	7010759						Dan											STANDARD - CDN-CGS-7		WHI18000668	964	3.2
LSTR-18-04	1473777	591114	7010650	591202	7010759	140.00	142.00	2.00	220	2.0	Dan	poor-mod	OG				w	s			tr	pervasive limonitized OG, some bleaching		WHI18000668	26	0.4
LSTR-18-04	1473778	591113	7010649	591202	7010759	142.00	144.00	2.00	223	2.1	Dan	poor	OG	DCOG				s				mostly ox DCOG, some rusty orange at end		WHI18000668	10	0.1
LSTR-18-04	1473779	591111	7010647	591202	7010759	144.00	146.00	2.00	223	1.9	Dan	poor-mod	OG	SOG	vn		m	m				pervasive sil OG, dk grey, fg. Blocky. Minor qtz vein		WHI18000668	<2	0.1
LSTR-18-04	1473780	591110	7010646	591202	7010759	146.00	148.00	2.00	228	2.0	Dan	poor-mod	OG	SOG			m	m	w			pervasive sil OG, dk grey, fg. Blocky. Lim fx. Grades to chl schist at end		WHI18000668	2	0.1
LSTR-18-04	1473781	591109	7010644	591202	7010759	148.00	150.00	2.00	227	1.9	Dan	poor-mod	OG	CHBSH?				w	m			chloritic amphibolite?		WHI18000668	3	0.3
LSTR-18-04	1473782	591107	7010643	591202	7010759	150.00	152.00	2.00	229	2.0	Dan	mod	OG					m	w	w		lim OG, semi-bleached, minor chl		WHI18000668	2	0.2
LSTR-18-04	1473783	591105	7010642	591202	7010759	152.00	154.00	2.00	232	2.0	Dan	poor-mod	OG		vn			w	w			micaceous OG, minor QV		WHI18000668	5	<0.1
LSTR-18-04	1473784	591104	7010641	591202	7010759	154.00	156.00	2.00	244	2.1	Dan	mod	OG		str			w				micaceous schist w minor qtz stringers		WHI18000668	3	<0.1
LSTR-18-04	1473785	591102	7010640	591202	7010759	156.00	158.00	2.00	242	1.9	Dan	poor-mod	OG					w		w		mica schist grades to sil OG		WHI18000668	5	<0.1
LSTR-18-04	1473786	591100	7010639	591202	7010759	158.00	160.00	2.00	238	2.0	Dan	mod	OG				w	m		w		mica schist and sil OG		WHI18000668	7	<0.1
LSTR-18-04	1473787	591099	7010638	591202	7010759	160.00	162.00	2.00	236	2.0	Dan	mod	OG		vn		w	m		m	1	semi-bleached OG w qtz vein material, minor lim py		WHI18000668	4	<0.1
LSTR-18-04	1473788	591097	7010636	591202	7010759	162.00	164.00	2.00	230	2.0	Dan	poor-mod	OG				w	m		w	0.5	bleached OG grading to mica OG		WHI18000668	10	0.1
LSTR-18-04	1473789	591096	7010635	591202	7010759	164.00	166.00	2.00	219	2.0	Dan	mod	OG				m	m		w	0.5	sil OG, lim fx		WHI18000668	12	0.2
LSTR-18-04	1473790	591094	7010633	591202	7010759	166.00	168.00	2.00	215	2.0	Dan	poor	OG					w		w		mica OG, weak sil, poor recovery		WHI18000668	8	0.1
LSTR-18-04	1473791	591093	7010632	591202	7010759	168.00	170.00	2.00	211	2.0	Dan	good	OG	QV	vn		s	s			0.5	mostly QV (90%), grey-dk grey w lim fx, tr py. Prospective. Looks like high grade from 2016 Monte Trenching	Rep	WHI18000668	5	<0.1
LSTR-18-04	1473792	591092	7010630	591202	7010759	170.00	172.00	2.00	215	2.0	Dan	mod	OG	QV	vn		s	m			0.5	50% qtz vein, 50% sil OG		WHI18000668	41	0.3
LSTR-18-04	1473793	591091	7010628	591202	7010759	172.00	174.00	2.00	210	1.9	Dan	poor-mod	OG		vn		w	m				poor recovery, some qtz vein material		WHI18000668	49	0.4
LSTR-18-04	1473794	591090	7010627	591202	7010759	174.00	176.00	2.00	214	2.0	Dan	poor	OG		vn		w	m			0.5	poor recovery, some qtz vein material		WHI18000668	7	0.1
LSTR-18-04	1473795	591089	7010625	591202	7010759	176.00	178.00	2.00	215	2.0	Dan	mod	OG	QV	vn		m	m		w	0.5	minor bleached OG w 25% grey qtz vein		WHI18000668	13	0.2
LSTR-18-04	1473796	591088	7010623	591202	7010759	178.00	180.00	2.00	215	1.8	Dan	poor-mod	OG				s	s			tr	strongly silicified OG w very oxidized OG		WHI18000668	13	0.2
LSTR-18-04	1473797	591087	7010622	591202	7010759	180.00	182.00	2.00	212	2.0	Dan	poor-mod	OG	QV	vn		s	s		w	1	mostly white and translucent qtz vein. Some bleached OG, minor lim py		WHI18000668	12	0.2
LSTR-18-04	1473798	591086	7010620	591202	7010759	182.00	184.00	2.00	205	1.9	Dan	mod	OG	QV	vn		m	s		w	1	80% qtz vein, pervasive limonitization in wallrock		WHI18000668	<2	0.1
LSTR-18-04	1473799	591085	7010618	591202	7010759	184.00	186.00	2.00	205	1.8	Dan	mod	OG	QV	vn		m	s		w	1	80% qtz vein, pervasive limonitization in wallrock		WHI18000668	<2	0.1
LSTR-18-04	1473800			591202	7010759						Dan											BLANK - CDN-BL-10		WHI18000668	6	0.1
LSTR-18-04	1473801			591202	7010759						Dan											STANDARD - CDN-GS-6B		WHI18000668	6553	0.3
LSTR-18-04	1473802	591084	7010616	591202	7010759	186.00	188.00	2.00	202	1.9	Dan	mod	OG		vn		w	s		w		pervasive lim OG, minor qtz vein material, some micaceous OG		WHI18000668	6	0.1
LSTR-18-04	1473803	591083	7010615	591202	7010759	188.00	190.00	2.00	200	1.8	Dan	poor-mod	OG		vn		w	s		w		pervasive lim OG, minor qtz vein material, some micaceous OG		WHI18000668	2	<0.1
LSTR-18-04	1473804	591083	7010613	591202	7010759	190.00	192.00	2.00	206	1.9	Dan	mod	OG	MS				w				mica schist		WHI18000668	5	0.1
LSTR-18-04	1473805	591082	7010611	591202	7010759	192.00	194.00	2.00	206	1.9	Dan	good	OG	MS				w				mica schist		WHI18000668	3	<0.1
LSTR-18-04	1473806	591081	7010609	591202	7010759	194.00	196.00	2.00	210	1.9	Dan	mod-good	OG	MS			w	m				mica schist/mica OG		WHI18000668	4	0.2
LSTR-18-04	1473807	591080	7010607	591202	7010759	196.00	198.00	2.00	213	1.9	Dan	mod-good	OG	chl			w	m	m		1	chl sil OG, blocky, lim py		WHI18000668	9	0.2

Trench ID	Sample ID	Sample Easting	Sample Northing	Trch Start Easting	Trch Start Northing	From (m)	To (m)	Length (m)	Azi-muth	Depth (m)	Logged by	Compe-tancy	Primary Lithology	Second Lithology	Vein-ing	Alteration (w, m, s)					Py %	Description	Notes	Certificate	Au (ppb)	Ag (ppm)
																Carb	Sil	Ox	Chl	Bleach						
LSTR-18-04	1473808	591079	7010606	591202	7010759	198.00	200.00	2.00	217	1.9	Dan	mod	OG	chl	str		w	m	w		3	chl sil blocky OG, lim fx w abundant lim py		WHI18000668	49	0.6
LSTR-18-04	1473809	591077	7010604	591202	7010759	200.00	202.00	2.00	217	1.8	Dan	mod	OG	chl	str		w	m	m		1	chl sil blocky OG, lim fx w abundant lim py		WHI18000668	8	<0.1
LSTR-18-04	1473810	591076	7010603	591202	7010759	202.00	204.00	2.00	217	1.9	Dan	mod	CHBSH					w	m		tr	not as silicious, more schistose		WHI18000668	5	<0.1
LSTR-18-04	1473811	591075	7010601	591202	7010759	204.00	206.00	2.00	212	1.6	Dan	mod-good	CHBSH					w	m		tr	chl bt/mica schist		WHI18000668	7	<0.1
LSTR-18-04	1473812	591074	7010599	591202	7010759	206.00	208.00	2.00	215	1.6	Dan	mod	CHBSH				w	w	m			weak sil chl schist		WHI18000668	6	<0.1
LSTR-18-04	1473813	591073	7010598	591202	7010759	208.00	210.00	2.00	211	1.8	Dan	mod	CHBSH					w	m			chl schist		WHI18000668	8	0.1
LSTR-18-04	1473814	591072	7010596	591202	7010759	210.00	212.00	2.00	209	1.7	Dan	good	CHBSH					w	m			chl schist		WHI18000668	2	<0.1
LSTR-18-04	1473815	591071	7010594	591202	7010759	212.00	214.00	2.00	220	1.6	Dan	good	CHBSH					w	m			chl schist		WHI18000668	<2	<0.1
LSTR-18-04	1473816	591069	7010593	591202	7010759	214.00	216.00	2.00	220	1.6	Dan	mod	CHBSH	QV	vn			w	m		1	half chl schist, half pinkish qtz vein, minor lim py		WHI18000668	<2	<0.1
LSTR-18-04	1473817	591068	7010591	591202	7010759	216.00	218.00	2.00	220	1.8	Dan	poor-mod	CHBSH	QV	vn			w	m			half chl schist, half pinkish qtz vein, minor lim py, poor recovery		WHI18000668	3	<0.1
LSTR-18-04	1473818	591067	7010590	591202	7010759	218.00	220.00	2.00	220	1.9	Dan	poor	CHBSH	QV	vn			w	m			half chl schist, half pinkish qtz vein, minor lim py, poor recovery		WHI18000668	4	<0.1
LSTR-18-04	1473819	591066	7010588	591202	7010759	220.00	222.00	2.00	224	1.9	Dan	poor	CHBSH					w	m			oxidized sandy and rk chips		WHI18000668	6	<0.1
LSTR-18-04	1473820	591064	7010587	591202	7010759	222.00	224.00	2.00	224	2.0	Dan	poor	CHBSH					w	m			oxidized sandy and rk chips		WHI18000668	5	<0.1
LSTR-18-04	1473821	591063	7010585	591202	7010759	224.00	226.00	2.00	214	1.7	Dan	poor-good	CHBSH				m	w	m			ox sand to competent silicious chl schist, blocky		WHI18000668	9	0.2
LSTR-18-04	1473822	591062	7010583	591202	7010759	226.00	228.00	2.00	205	1.6	Dan	good	CHBSH				w	w	m			as above, less silicious		WHI18000668	5	<0.1
LSTR-18-04	1473823	591061	7010582	591202	7010759	228.00	230.00	2.00	205	1.6	Dan	mod	CHBSH						m			chl schist		WHI18000668	5	0.1
LSTR-18-04	1473824	591060	7010580	591202	7010759	230.00	232.00	2.00	206	1.9	Dan	mod	CHBSH						m			chl schist		WHI18000668	2	<0.1
LSTR-18-04	1473825			591202	7010759						Dan											BLANK - CDN-BL-10		WHI18000668	3	<0.1
LSTR-18-04	1473826			591202	7010759						Dan											STANDARD - CDN-CGS-7		WHI18000668	1002	3
LSTR-18-04	1473827	591059	7010578	591202	7010759	232.00	234.00	2.00	209	2.0	Dan	mod	CHBSH		vn			w	m			chl schist w minor QV		WHI18000668	26	0.4
LSTR-18-04	1473828	591058	7010576	591202	7010759	234.00	236.00	2.00	218	2.1	Dan	mod	CHBSH					w	m			chl schist		WHI18000668	7	<0.1
LSTR-18-04	1473829	591057	7010575	591202	7010759	236.00	238.00	2.00	218	1.9	Dan	mod	CHBSH		vn			m	m			chl schist w small ox QV		WHI18000668	11	<0.1
LSTR-18-04	1473830	591056	7010573	591202	7010759	238.00	240.00	2.00	222	1.7	Dan	mod	CHBSH		vn			w	m			chl schist, trace qtz vein		WHI18000668	5	<0.1
LSTR-18-04	1473831	591054	7010572	591202	7010759	240.00	242.00	2.00	221	1.5	Dan	good	M	QV/SOG	vn	s	i	w				marble? intensely silicified. foliated qtz-carb vein. Minor k-alt, lim fx	rep	WHI18000668	<2	<0.1
LSTR-18-04	1473832	591053	7010570	591202	7010759	242.00	244.00	2.00	225	1.7	Dan	mod	CHBSH	M		m	m	w			1	mix of above silicified material and chl schist, minor lim py		WHI18000668	9	<0.1
LSTR-18-04	1473833	591052	7010569	591202	7010759	244.00	246.00	2.00	230	1.7	Dan	mod	CHBSH				w	m	m		0.5	blocky chl schist, ox, minor sil		WHI18000668	7	<0.1
LSTR-18-04	1473834	591050	7010568	591202	7010759	246.00	248.00	2.00	230	1.9	Dan	poor-mod	CHBSH					m	m			chl schist		WHI18000668	<2	<0.1
LSTR-18-04	1473835	591048	7010566	591202	7010759	248.00	250.00	2.00	230	1.9	Dan	poor-mod	CHBSH		vn		w	m	m			chl schist w 10% qtz vein, minor sil OG		WHI18000668	2	<0.1
LSTR-18-04	1473836	591047	7010565	591202	7010759	250.00	252.00	2.00	233	1.8	Dan	poor	CHBSH		vn			m	m			mostly sand w 25% rock. Chl schist and qtz vein		WHI18000668	2	<0.1
LSTR-18-04	1473837	591045	7010564	591202	7010759	252.00	254.00	2.00	237	1.9	Dan	mod-good	CHBSH	QV	vn		m	m	w			90% orange qtz vein w mica. Minor chl schist at end		WHI18000669	3	<0.1
LSTR-18-04	1473838	591044	7010563	591202	7010759	254.00	256.00	2.00	234	1.9	Dan	good	CHBSH					w	m			chl-mica schist, blockier at end		WHI18000669	4	<0.1
LSTR-18-04	1473839	591042	7010562	591202	7010759	256.00	258.00	2.00	234	1.8	Dan	mod	CHBSH		vn		w	w	m			sil OG, hem, lim		WHI18000669	14	0.1
LSTR-18-04	1473840	591040	7010561	591202	7010759	258.00	260.00	2.00	234	1.9	Dan	mod	OG	SOG			m	m				sil OG, hem, lim		WHI18000669	9	0.1
LSTR-18-04	1473841	591039	7010559	591202	7010759	260.00	262.00	2.00	234	1.7	Dan	poor-mod	CHBSH			m	m	m				weak sil blocky schist, FeCO3 fx		WHI18000669	10	0.1
LSTR-18-04	1473842	591037	7010558	591202	7010759	262.00	264.00	2.00	234	1.6	Dan	good	CHBSH		str	s	w	w	w			chl amphibolite/schist w calcite veinlets and FeCO3 fx		WHI18000669	8	<0.1
LSTR-18-04	1473843	591036	7010557	591202	7010759	264.00	266.00	2.00	234	1.6	Dan	good	CHBSH			m	w	w	w			weak sil blocky schist, FeCO3 fx		WHI18000669	3	<0.1
LSTR-18-04	1473844	591034	7010556	591202	7010759	266.00	268.00	2.00	234	1.5	Dan	good	CHBSH			w	w	w	w			weak sil blocky schist, FeCO3 fx		WHI18000669	<2	<0.1
LSTR-18-04	1473845	591032	7010555	591202	7010759	268.00	270.00	2.00	234	1.8	Dan	good	CHBSH	OG		w	w	m	w			chl mica schist w interfingers of lim OG (20%)		WHI18000669	8	<0.1
LSTR-18-04	1473846	591031	7010553	591202	7010759	270.00	272.00	2.00	234	1.9	Dan	good	CHBSH			w		w	w			mica schist		WHI18000669	11	<0.1
LSTR-18-04	1473847	591029	7010552	591202	7010759	272.00	274.00	2.00	232	1.9	Dan	good	CHBSH			w		w	w		0.5	mica schist		WHI18000669	4	<0.1
LSTR-18-04	1473848	591028	7010551	591202	7010759	274.00	276.00	2.00	232	1.8	Dan	mod	CHBSH	OG			w	m	w		0.5	50% mica schist, 50% lim OG		WHI18000669	11	0.1
LSTR-18-04	1473849	591026	7010550	591202	7010759	276.00	278.00	2.00	224	1.9	Dan	mod-good	CHBSH				w	m	w		0.5	50% mica schist, 50% lim OG		WHI18000669	3	<0.1
LSTR-18-04	1473850			591202	7010759						Dan											STANDARD CDN-GS-6B (incorrectly labelled CDN-BL-10)		WHI18000669	6367	0.3
LSTR-18-04	1473851			591202	7010759						Dan											BLANK - CDN-BL-10 (incorectly labelled CDN-GS-6B)		WHI18000669	6	<0.1
LSTR-18-04	1473852	591025	7010548	591202	7010759	278.00	280.00	2.00	218	2.0	Dan	mod	CHBSH					w	m			chl schist		WHI18000669	3	<0.1
LSTR-18-04	1473853	591023	7010547	591202	7010759	280.00	282.00	2.00	218	2.0	Dan	poor-mod	CHBSH					w	m			sand and chl schist		WHI18000669	4	<0.1
LSTR-18-04	1473854	591022	7010545	591202	7010759	282.00	284.00	2.00	218	2.0	Dan	poor-mod	CHBSH		str			w	m			sand and chl schist, minor qtz stringers		WHI18000669	5	<0.1
LSTR-18-04	1473855	591021	7010544	591202	7010759	284.00	286.00	2.00	223	1.9	Dan	mod	CHBSH		str		w	w	m			blocky chl schist w qtz stringer parallel to foliation		WHI18000669	2	<0.1
LSTR-18-04	1473856	591020	7010542	591202	7010759	286.00	288.00	2.00	223	1.9	Dan	mod	CHBSH		str		w	w	m			blocky chl schist w qtz stringer parallel to foliation		WHI18000669	5	<0.1
LSTR-18-04	1473857	591018	7010541	591202	7010759	288.00	290.00	2.00	223	1.9	Dan	mod	CHBSH		str		w	w	m			blocky chl schist w qtz stringer parallel to foliation		WHI18000669	2	<0.1
LSTR-18-04	1473858	591017	7010539	591202	7010759	290.00	292.00	2.00	221	1.9	Dan	poor	CHBSH					m	m			mostly sand		WHI18000669	4	<0.1
LSTR-18-04	1473859	591016	7010538	591202	7010759	292.00	294.00	2.00	218	1.9	Dan	mod	OG		str		w	s				lim OG, weak sil		WHI18000669	2	<0.1
LSTR-18-04	1473860	591014	7010536	591202	7010759	294.00	296.00	2.00	218	1.9	Dan	mod	OG		vn		m	s				lim OG w 20% qtz vein		WHI18000669	3	<0.1
LSTR-18-04	1473861	591013	7010534	591202	7010759	296.00	298.00	2.00	218	2.0	Dan	poor	OG	CHBSH			m	w				sand with minor chl schist, lim OG		WHI18000669	4	<0.1
LSTR-18-04	1473862	591012	7010533	591202	7010759	298.00	300.00	2.00	218	1.8	Dan	mod	QV	CHBSH	vn		m	w			2	60% orange lim qtz vein w mica, 40% chl schist. Minor lim py		WHI18000669	2	<0.1
LSTR-18-04	1473863	591011	7010531	591202	7010759	300.00	302.00	2.00	217	1.9	Dan	good	CHBSH	QV	vn		m	w			2	75% mica schist, 25% lim qtz vein		WHI18000669	5	<0.1
LSTR-18-04	1473864	591010	7010530	591202	7010759	302.00	304.00	2.00	217	2.0	Dan	good	QV	CHBSH	vn		m	w			2	25% mica schist, 75% ox lim qtz vein		WHI18000669	4	<0.1
LSTR-18-04	1473865	591008	7010528	591202	7010759	304.00	306.00	2.00	220	1.8	Dan	mod	CHBSH		str		m	m			1	chl-mica schist w lim qtz stringers		WHI18000669	30	0.1
LSTR-18-04	1473866	591007	7010527	591202	7010759	306.00	308.00	2.00	220	1.9	Dan	poor	CHBSH?					m				ox sand		WHI18000669	16	0.2
LSTR-18-04	1473867	591006	7010525	591202	7010759	308.00	310.00	2.00	220	1.9	Dan	poor	CHBSH?					m				ox sand		WHI18000669	10	0.2
LSTR-18-04	1473868	591004	7010523	591202	7010759	310.00	312.00	2.00	220	1.8	Dan	mod-good	QV	CHBSH	vn			m	w		2	70% ox QV w lim py, 30% mica schist		WHI18000669	3	0.1
LSTR-18-04	1473869	591003	7010522	591202	7010759	312.00	314.00	2.00	220	1.8	Dan	mod-good	QV	CHBSH	vn			s	w		2	85% ox QV w lim py, 15% mica schist		WHI18000669	8	<0.1
LSTR-18-04	1473870	591002	7010520	591202	7010759	314.00	316.00	2.00	220	1.8	Dan	mod	QV	CHBSH	vn			s	w		2	95% ox QV w lim py, 5% mica schist		WHI18000669	16	<0.1
LSTR-18-04	1473871	591001	7010519	591202	7010759	316.00	318.00	2.00	220	1.8	Dan	poor-mod	OG?	CHBSH				s			1	50% sand, 50% pervasive lim OG, vuggy qtz		WHI18000669	9	0.1
LSTR-18-04	1473872	590999	7010517	591202	7010759	318.00	320.00	2.00	220	2.0	Dan	good	OG?	CHBSH			w	i				pervasive lim OG, hem fx, weak sil. Could be chl schist		WHI18000669	9	<0.1
LSTR-18-04	1473873	590998	7010516	591202	7010759	320.00	322.00	2.00	220	2.0	Dan	mod	OG?	CHBSH	vn		w	i				pervasive lim OG, hem fx, weak sil. Could be chl schist. Minor QV at end		WHI18000669	41	0.2
LSTR-18-04	1473874	590997	7010514	591202	7010759	322.00	324.00	2.00	219	2.0	Dan	good	QV		vn			s			4	100% orange ox lim QV, lim py. Prospective	REP	WHI18000669	101	0.5
LSTR-18-04	1473875			591202	7010759						Dan											BLANK - CDN-BL-10		WHI18000669	8	0.1
LSTR-18-04	1473876			591202	7010759						Dan											STANDARD - CDN-CGS-7		WHI18000669	916	3.2
LSTR-18-04	1473877	590995	7010513	591202	7010759	324.00	326.00	2.00	219	1.6	Dan	good	QV		vn			s			3	100% orange ox lim QV, lim py		WHI18000669	86	1
LSTR-18-04	1473878	590994	7010511	591202	7010759	326.00	328.00	2.00	219	1.7	Dan	good	QV		vn			s			3	100% orange ox lim QV, lim py		WHI18000669	157	1.2
LSTR-18-04	1473879	590993	7010510	591202	7010759	328.00	330.00	2.00	219	1.6	Dan	good	QV		vn			s			3	95% orange ox lim QV, lim py, 5% mica schist		WHI18000669	278	2
LSTR-18-04	1473880	590992	7010508	591202	7010759	330.00	332.00	2.00	216	1.6	Dan	good	QV		vn			s			3	100% orange ox lim QV, lim py		WHI18000669	498	2.6
LSTR-18-04	1473881	590990	7010506	591202	7010759	332.00	334.00	2.00	224	1.6	Dan	mod-good	CHBSH		vn, str			s	m		1	chl schist w 15% qtz veining and stringers		WHI18000669	362	1.8
LSTR-18-04	1473882	590989	7010505	591202	7010759	334.00	336.00	2.00	224	1.8	Dan	good	CHBSH	QV	vn		m	m	m		5	chl schist w sil OG? And QV. Abundant lim py in all rock types		WHI18000669	144	1.1
LSTR-18-04	1473883	590988	7010504	591202	7010759	336.00	338.00	2.00	224	1.5	Dan	mod	QV	CHBSH	vn		m	m	w		4	90% orange ox QV w minor spec hem	REP	WHI18000669	41	0.3
LSTR-18-04	1473884	590986	7010502	591202	7010759	338.00	340.00	2.00	220	1.6	Dan	mod-poor	QV		vn			m			3	half ox QV, half ox sand		WHI18000669	21	0.2
LSTR-18-04	1473885	590985	7010501	591202	7010759	340.00	342.00	2.00	220	1.6	Dan	mod-poor	CHBSH	QV				m	w		3	mix of ox sand, mica schist, and orange lim QV w lim py	REP	WHI18000669	15	<0.1
LSTR-18-04	1473886	590984	7010499	591202	7010759	342.00	344.00	2.00	220	1.7	Dan	good-mod	CHBSH	QV	vn		m	m	m		1	chl amphibolite/schist w ox QV (25%)		WHI18000669	4	<0.1
LSTR-18-04	1473887	590982	7010498	591202	7010759	344.00	346.00	2.00	220	1.7	Dan	poor	CHBSH					m	m			ox sand and chl schist		WHI18000669	10	0.1
LSTR-18-04	1473888	590981	7010496	591202	7010759	346.00	348.00	2.00	220	1.8	Dan	good	CHBSH	OG?			s	m	m		0.5	strongly silicified, pervasive lim chl schist		WHI18000669	14	0.1
LSTR-18-04	1473889	590980	7010494	591202	7010759	348.00	350.00	2.00	220	1.8	Dan	good	CHBSH		str		w	w	m		0.5	weak sil chl amphibolite/schist w qtz stringers		WHI18000669	3	<0.1

Trench ID	Sample ID	Sample Easting	Sample Northing	Trch Start Easting	Trch Start Northing	From (m)	To (m)	Length (m)	Azi-muth	Depth (m)	Logged by	Compe-tancy	Primary Lithology	Second Lithology	Vein-ing	Alteration (w, m, s)					Py %	Description	Notes	Certificate	Au (ppb)	Ag (ppm)
																Carb	Sil	Ox	Chl	Bleach						
LSTR-18-04	1473890	590979	7010493	591202	7010759	350.00	352.00	2.00	216	1.5	Dan	mod-good	CHBSH					w	m			chlorite schist		WHI18000669	<2	<0.1
LSTR-18-04	1473891	590977	7010491	591202	7010759	352.00	354.00	2.00	216	1.5	Dan	mod	CHBSH					w	m			chlorite schist		WHI18000669	4	<0.1
LSTR-18-04	1473892	590976	7010490	591202	7010759	354.00	356.00	2.00	216	1.6	Dan	mod	CHBSH		str			w	m			chlorite schist		WHI18000669	16	0.2
LSTR-18-04	1473893	590975	7010488	591202	7010759	356.00	358.00	2.00	218	1.6	Dan	good	CHBSH		vn		m	w	m			chl schist w 10% sil OG or QV, pinkish colour		WHI18000669	4	<0.1
LSTR-18-04	1473894	590974	7010486	591202	7010759	358.00	360.00	2.00	216	1.6	Dan	good	CHBSH		str			w	m			chl schist w minor stringers		WHI18000669	2	<0.1
LSTR-18-04	1473895	590973	7010485	591202	7010759	360.00	362.00	2.00	216	1.8	Dan	good	CHBSH		vn	w		w	m			chl schist w 20% pinkish qtz vein (qtz-carb)		WHI18000669	2	<0.1
LSTR-18-04	1473896	590971	7010483	591202	7010759	362.00	364.00	2.00	220	1.6	Dan	good	CHBSH	L	vn	m	m	w	m			chl schist w sil hem limey dark rock		WHI18000669	2	<0.1
LSTR-18-04	1473897	590970	7010482	591202	7010759	364.00	366.00	2.00	220	1.6	Dan	good	CHBSH		vn	w		w	m		tr	chl schist with 10% pink qtz-carb, tr lim py		WHI18000669	2	<0.1
LSTR-18-04	1473898	590969	7010480	591202	7010759	366.00	368.00	2.00	222	1.8	Dan	good	CHBSH		vn	w		w	m		tr	chl schist with 10% pink qtz-carb, tr lim py		WHI18000669	<2	<0.1
LSTR-18-04	1473899	590968	7010479	591202	7010759	368.00	370.00	2.00	222	1.8	Dan	poor+good	CHBSH		vn	w	w	m	m		tr	50% oxidized sand, 25% chl schist, 25% qtz-carb, limey		WHI18000669	3	0.1
LSTR-18-04	1473900			591202	7010759						Dan											BLANK - CDN-BL-10		WHI18000669	5	<0.1
LSTR-18-04	1473901			591202	7010759						Dan											STANDARD - CDN-GS-6B		WHI18000669	6466	0.2
LSTR-18-04	1473902	590966	7010477	591202	7010759	370.00	372.00	2.00	222	1.8	Dan	good	QV	CHBSH	vn	w	m	s	w	w	1	90% dk qtz w iron carb fx, perv lim chl wallrock		WHI18000669	3	0.2
LSTR-18-04	1473903	590965	7010476	591202	7010759	372.00	374.00	2.00	222	1.8	Dan	good	QV	CHBSH	vn	w	m	s	w	w	2	95% dk qtz w iron carb (siderite?) fx, perv lim chl wallrock	REP	WHI18000669	17	0.4
LSTR-18-04	1473904	590964	7010474	591202	7010759	374.00	376.00	2.00	222	1.8	Dan	poor+good	CHBSH	QV	vn	w		s	w	m	1	60% ox sand, 40% bleached, perv lim QV w FeCO3 fx		WHI18000669	10	0.3
LSTR-18-04	1473905	590962	7010473	591202	7010759	376.00	378.00	2.00	222	1.8	Dan	poor+good	CHBSH	QV	vn	w	w	s	w	m	2	25% ox sand, 25% chl schist, 50% hem lim QV, cataclastic		WHI18000669	346	1.9
LSTR-18-04	1473906	590961	7010471	591202	7010759	378.00	380.00	2.00	222	1.7	Dan	poor+good	QV		vn	w	m	m		w	4	30% ox sand, 70% cataclastic hem lim QV w FeCO3 fx	REP	WHI18000669	40	0.5
LSTR-18-04	1473907	590960	7010470	591202	7010759	380.00	382.00	2.00	224	1.7	Dan	good	QV		vn	w	m	m			2	cataclastic lim hem QV w iron carb fx (could be silicified OG)		WHI18000669	80	1.2
LSTR-18-04	1473908	590958	7010468	591202	7010759	382.00	384.00	2.00	224	1.7	Dan	mod-good	QV		vn	w		m			2	cataclastic lim hem QV w iron carb (could be silicified OG)		WHI18000669	81	1.2
LSTR-18-04	1473909	590957	7010467	591202	7010759	384.00	386.00	2.00	224	1.8	Dan	mod	CHBSH	QV	vn	w	w	m	w	w	2	70% chl schist with hem weathering, 30% QV as above		WHI18000669	85	1
LSTR-18-04	1473910	590955	7010465	591202	7010759	386.00	388.00	2.00	221	1.8	Dan	good	QV	CHBSH	vn	w	w	s	w	w	2	90% lim hem QV w iron carb, 10% ox bleached chl schist		WHI18000669	69	0.8
LSTR-18-04	1473911	590954	7010464	591202	7010759	388.00	390.00	2.00	221	2.0	Dan	good	QV/OG	CHBSH	vn	w	m	m	w	m	2	95% bleached OV or OG w hem, lim, iron-carb		WHI18000669	12	<0.1
LSTR-18-04	1473912	590953	7010462	591202	7010759	390.00	392.00	2.00	218	1.7	Dan	good	QV/OG		vn	m	m	m		m	2	mostly qtz vein, 20% bleached OG?, lim py		WHI18000669	16	0.1
LSTR-18-04	1473913	590952	7010461	591202	7010759	392.00	394.00	2.00	218	1.7	Dan	mod	CHBSH	QV	vn	w	w	m	w		1	60% chl schist 40% lim hem qtz/OG		WHI18000669	4	<0.1
LSTR-18-04	1473914	590950	7010459	591202	7010759	394.00	396.00	2.00	220	1.7	Dan	mod	CHBSH	QV		w	w	m	w		0.5	50% chl schist 50% lim hem qtz/OG		WHI18000669	3	0.1
LSTR-18-04	1473915	590949	7010458	591202	7010759	396.00	398.00	2.00	220	1.7	Dan	poor	CHBSH	QV		w		m				90% ox sand, 10% lim QV		WHI18000669	6	<0.1
LSTR-18-04	1473916	590948	7010456	591202	7010759	398.00	400.00	2.00	220	1.9	Dan	mod	CHBSH					m	w			chl schist w hem weathering		WHI18000669	2	<0.1
LSTR-18-04	1473917	590946	7010455	591202	7010759	400.00	402.00	2.00	220	1.9	Dan	mod	CHBSH					m	w			chl schist w hem weathering		WHI18000669	2	<0.1
LSTR-18-04	1473918	590945	7010453	591202	7010759	402.00	404.00	2.00	220	1.9	Dan	mod-good	CHBSH	QV		w	w	m	w		tr	chl schist into lim OG, silicified		WHI18000669	8	<0.1
LSTR-18-04	1473919	590944	7010452	591202	7010759	404.00	406.00	2.00	220	1.8	Dan	poor-mod	CHBSH	QV		w		m	w		0.5	ox chl schist, minor lim QV (20%), sand at end		WHI18000669	3	<0.1
LSTR-18-04	1473920	590943	7010450	591202	7010759	406.00	408.00	2.00	220	1.8	Dan	poor+good	QV			w	m	m			1	half ox sand, half recryst QV or OG		WHI18000669	3	0.2
LSTR-18-04	1473921	590941	7010449	591202	7010759	408.00	410.00	2.00	220	1.9	Dan	mod	CHBSH			w		m	m			half sand, half rotten chl schist		WHI18000669	<2	<0.1
LSTR-18-04	1473922	590940	7010447	591202	7010759	410.00	412.00	2.00	219	1.8	Dan	good	CHBSH		str	w		w	m			chl schist		WHI18000669	<2	<0.1
LSTR-18-04	1473923	590939	7010445	591202	7010759	412.00	414.00	2.00	219	1.8	Dan	poor+good	QV		vn	w	m	m			1	half sand into silicified OG or recryst QV		WHI18000669	<2	<0.1
LSTR-18-04	1473924	590937	7010444	591202	7010759	414.00	416.00	2.00	225	1.7	Dan	good	QV		vn	w	m	m			0.5	QV with FeCO3 fx, some mica	REP	WHI18000669	4	<0.1
LSTR-18-04	1473925			591202	7010759						Dan											BLANK - CDN-BL-10		WHI18000669	38	0.1
LSTR-18-04	1473926			591202	7010759						Dan											STANDARD - CDN-CGS-7		WHI18000669	976	3.2
LSTR-18-04	1473927	590936	7010443	591202	7010759	416.00	418.00	2.00	225	1.8	Dan	poor+good	QV		vn	m		w				60% ox sand, 40% QV/OG		WHI18000669	<2	<0.1
LSTR-18-04	1473928	590935	7010441	591202	7010759	418.00	420.00	2.00	225	1.8	Dan	mod	QV	CHBSH	vn	m		m	e		1	60% QV/OG, 20% ox sand, 20% chl schist		WHI18000669	2	<0.1
LSTR-18-04	1473929	590933	7010440	591202	7010759	420.00	422.00	2.00	225	1.8	Dan	good	QV		vn	w		m	m		0.5	lim QV or sil OG		WHI18000669	3	<0.1
LSTR-18-04	1473930	590932	7010438	591202	7010759	422.00	424.00	2.00	226	1.9	Dan	poor+good	QV	CHBSH	vn	w		m	w		0.5	30% sand, 40% lim QV/OG, 30% rotten chl schist		WHI18000669	22	0.2
LSTR-18-04	1473931	590930	7010437	591202	7010759	424.00	426.00	2.00	226	1.9	Dan	good	QV		vn	w		m			1	QV with FeCO3 fx		WHI18000669	3	<0.1
LSTR-18-04	1473932	590929	7010436	591202	7010759	426.00	428.00	2.00	222	1.9	Dan	good	QV	CHBSH	vn	w		m	w			70% lim QV, 30% rotten chl schist		WHI18000669	12	<0.1
LSTR-18-04	1473933	590928	7010434	591202	7010759	428.00	430.00	2.00	222	2.0	Dan	mod	QV		vn	w	m	m		w		QV with FeCO3 fx		WHI18000669	15	0.1
LSTR-18-04	1473934	590926	7010433	591202	7010759	430.00	432.00	2.00	221	2.0	Dan	mod	QV		vn	w		m			1	pure white qtz veining with lim py, iron carb		WHI18000669	9	0.2
LSTR-18-04	1473935	590925	7010431	591202	7010759	432.00	434.00	2.00	221	1.9	Dan	poor-mod	QV	CHBSH	vn	w		m			1	mostly white qtz vein, some pervasive lim wallrock		WHI18000669	12	0.1
LSTR-18-04	1473936	590924	7010430	591202	7010759	434.00	436.00	2.00	221	1.8	Dan	mod	CHBSH	OG/QV	vn	m		m				chl schist to lim OG?, minor qtz		WHI18000669	8	<0.1
LSTR-18-04	1473937	590922	7010428	591202	7010759	436.00	438.00	2.00	221	1.9	Dan	poor-mod	OG?	QPC	vn	m		m				perv lim OG into clay into ferous conglomerate; rounded chert and qtz clasts up to 5cm		WHI18000669	6	0.1
LSTR-18-04	1473938	590921	7010427	591202	7010759	438.00	440.00	2.00	220	1.9	Dan	poor	DCOG?	QPC		m		m				decomposed OG clay? And semi-rounded qtz pebbles		WHI18000669	4	<0.1
LSTR-18-04	1473939	590920	7010425	591202	7010759	440.00	442.00	2.00	220	1.9	Dan	poor	DCOG?	QPC		m		m				decomposed OG clay?		WHI18000669	7	<0.1
LSTR-18-04	1473940	590918	7010423	591202	7010759	442.00	444.00	2.00	220	1.9	Dan	poor	DCOG?	QPC		w		m				pervasive limonitized OG fragments, light grey clay/sand/silt (very fine). Likely matrix material of QPC		WHI18000669	4	<0.1
LSTR-18-04	1473941	590917	7010422	591202	7010759	444.00	446.00	2.00	219	2.2	Dan	poor	QPC	DC		w		m				decomposed QPC. Light grey and orange sand with quartz (70%) and chert (30%) pebbles up to 3cm		WHI18000669	5	0.2
LSTR-18-04	1473942	590916	7010420	591202	7010759	446.00	448.00	2.00	219	2.1	Dan	poor	QPC	DC		w		m				decomposed QPC. Light grey and orange sand with quartz (70%) and chert (30%) pebbles up to 3cm		WHI18000669	4	0.1
LSTR-18-04	1473943	590915	7010419	591202	7010759	448.00	450.00	2.00	219	2.1	Dan	poor	QPC	DC		w		m				decomposed QPC. Light grey and orange sand with quartz (70%) and chert (30%) pebbles up to 3cm		WHI18000669	8	<0.1
LSTR-18-04	1473944	590913	7010417	591202	7010759	450.00	452.00	2.00	218	2.1	Dan	poor	QPC	DC		w		m				decomposed QPC. Light grey and orange sand with quartz (70%) and chert (30%) pebbles up to 3cm		WHI18000669	7	<0.1
LSTR-18-04	1473945	590912	7010416	591202	7010759	452.00	454.00	2.00	218	2.1	Dan	poor	QPC	DC		w		m				decomposed QPC. Light grey and orange sand with quartz (70%) and chert (30%) pebbles up to 3cm		WHI18000669	6	<0.1
LSTR-18-04	1473946	590911	7010414	591202	7010759	454.00	456.00	2.00	218	2.1	Dan	poor	QPC	DC		w		m				decomposed QPC. Light grey and orange sand with quartz (70%) and chert (30%) pebbles up to 3cm		WHI18000669	9	<0.1
LSTR-18-04	1473947	590910	7010412	591202	7010759	456.00	458.00	2.00	218	2.1	Dan	poor	QPC	DC		w		m				decomposed QPC. Light grey and orange sand with quartz (70%) and chert (30%) pebbles up to 3cm		WHI18000669	11	<0.1
LSTR-18-04	1473948	590909	7010411	591202	7010759	458.00	460.00	2.00	218	2.0	Dan	poor	QPC	DC		w		m				decomposed QPC. Light grey and orange sand with quartz (70%) and chert (30%) pebbles up to 3cm		WHI18000669	9	<0.1
LSTR-18-04	1473949	590907	7010409	591202	7010759	460.00	462.00	2.00	218	2.0	Dan	poor	QPC	DC		w		m				decomposed QPC. Light grey and orange sand with abundant qtz pebbles making up 50% of sample. Up to 6cm clasts		WHI18000669	6	0.1
LSTR-18-04	1473950			591202	7010759						Dan											BLANK - CDN-BL-10		WHI18000669	7	0.1
LSTR-18-04	1473951			591202	7010759						Dan											STANDARD - CDN-GS-6B		WHI18000669	6392	0.2
LSTR-18-04	1473952	590906	7010408	591202	7010759	462.00	464.00	2.00	218	2.0	Dan	poor	QPC	DC		w		m				Mostly light grey sand		WHI18000669	6	<0.1
LSTR-18-04	1473953	590905	7010406	591202	7010759	464.00	466.00	2.00	219	2.0	Dan	poor	QPC	DC		w		m				grey and orange sand with few clasts		WHI18000669	5	<0.1
LSTR-18-04	1473954	590904	7010405	591202	7010759	466.00	468.00	2.00	219	2.1	Dan	poor	QPC	DC				m				mostly brown-orange sand, few clasts		WHI18000669	5	0.1
LSTR-18-04	1473955	590902	7010403	591202	7010759	468.00	470.00	2.00	219	2.1	Dan	poor	QPC	DC				m				grey and orange sand with some rotten qtz conglomerate clasts		WHI18000669	5	0.1
LSTR-18-04	1473956	590901	7010402	591202	7010759	470.00	472.00	2.00	219	2.1	Dan	poor	QPC	DC				m				grey sand with abundant qtz pebbles		WHI18000669	6	0.1
LSTR-18-04	1473957	590900	7010400	591202	7010759	472.00	474.00	2.00	219	2.1	Dan	poor	QPC	DC				m				mostly brown-orange sand, few clasts		WHI18000669	3	0.2
LSTR-18-04	1473958	590899	7010398	591202	7010759	474.00	476.00	2.00	219	2.1	Dan	poor	QPC	DC				w				lighter grey, qtz-rich sand. Some rotten qtz pebbles up to 3cm		WHI18000669	3	0.1
LSTR-18-04	1473959	590897	7010397	591202	7010759	476.00	478.00	2.00	219	2.1	Dan	poor	QPC	DC				w				lighter grey, qtz-rich sand. Some rotten qtz pebbles up to 3cm		WHI18000669	3	0.2
LSTR-18-04	1473960	590896	7010395	591202	7010759	478.00	480.00	2.00	219	2.1	Dan	poor	QPC	DC				w				lighter grey, qtz-rich sand. Some rotten qtz pebbles up to 3cm		WHI18000669	4	0.1

Trench ID	Sample ID	Sample Easting	Sample Northing	Trch Start Easting	Trch Start Northing	From (m)	To (m)	Length (m)	Azi-muth	Depth (m)	Logged by	Compe-tancy	Primary Lithology	Second Lithology	Vein-ing	Alteration (w, m, s)					Py %	Description	Notes	Certificate	Au (ppb)	Ag (ppm)
																Carb	Sil	Ox	Chl	Bleach						
LSTR-18-05	1316751	593500	7009311	593500	7009310	0.00	2.00	2.00	18	1.5	Clayton	m	qmbsh	gneiss				s				muscovite - biotite schist with patchy strong silic and oxi zones, local beige clays after feldspar		WHI18000670	4	<0.1
LSTR-18-05	1316752	593501	7009313	593500	7009310	2.00	4.00	2.00	18	1.5	Clayton	m	qmbsh	gneiss				s		w		muscovite - biotite schist with patchy strong silic and oxi zones, local beige clays after feldspar, minor bleached zones (increase white feldspars)		WHI18000670	3	0.1
LSTR-18-05	1316753	593502	7009315	593500	7009310	4.00	6.00	2.00	18	1.6	Clayton	m	qmbsh	gneiss				s		w		muscovite - biotite schist with patchy strong silic and oxi zones, local beige clays after feldspar, minor bleached zones (increase white feldspars)		WHI18000670	4	0.1
LSTR-18-05	1316754	593502	7009317	593500	7009310	6.00	8.00	2.00	22	1.5	Clayton	g	qmbsh	gneiss				s		w		muscovite - biotite schist with patchy strong silic and oxi zones, local beige clays after feldspar, minor bleached zones (increase white feldspars), local vitreous qrtz zones		WHI18000670	4	<0.1
LSTR-18-05	1316755	593503	7009318	593500	7009310	8.00	10.00	2.00	22	1.3	Clayton	g	qmbsh	gneiss				m		m		muscovite - biotite schist with patchy strong silic and oxi zones, local beige clays after feldspar, increase in bleaching		WHI18000670	4	0.1
LSTR-18-05	1316756	593504	7009320	593500	7009310	10.00	12.00	2.00	22	1.5	Clayton	g	qmbsh	gneiss				s		w		muscovite - biotite schist with patchy strong silic and oxi zones, local bleaching		WHI18000670	4	0.1
LSTR-18-05	1316757	593505	7009322	593500	7009310	12.00	14.00	2.00	45	1.5	Clayton	g	qmbsh	gneiss				s				strongly oxi schist with silic zones throughout		WHI18000670	4	0.2
LSTR-18-05	1316758	593506	7009323	593500	7009310	14.00	16.00	2.00	45	1.3	Clayton	g	qmbsh	gneiss						w		30% strongly silic and oxi schist zone containing vuggy qrtz texture and manganese staining, 70% oxi muscovite schist		WHI18000670	173	0.2
LSTR-18-05	1316759	593508	7009325	593500	7009310	16.00	18.00	2.00	45	1.3	Clayton	g	qmbsh	gneiss				m				30% strongly silic and oxi schist zone containing vuggy qrtz texture and manganese staining, 70% oxi muscovite schist		WHI18000670	5	0.2
LSTR-18-05	1316760	593509	7009326	593500	7009310	18.00	20.00	2.00	45	1.3	Clayton	g	qmbsh	gneiss				s				30% strongly silic and oxi schist zone containing vuggy qrtz texture and manganese staining, 70% oxi muscovite schist		WHI18000670	5	0.1
LSTR-18-05	1316761	593510	7009328	593500	7009310	20.00	22.00	2.00	45	1.3	Clayton	g	qsersch	gneiss				s				light grey quartz sericite schist with lim fracs, patchy strongly sil and oxi zones		WHI18000670	3	<0.1
LSTR-18-05	1316762	593512	7009329	593500	7009310	22.00	24.00	2.00	45	1.3	Clayton	g	qsersch	gneiss				s		w		light grey quartz sericite schist with lim fracs, patchy strongly sil and oxi zones		WHI18000670	4	0.1
LSTR-18-05	1316763	593513	7009330	593500	7009310	24.00	26.00	2.00	45	1.3	Clayton	g	qsersch	gneiss				s				light grey quartz sericite schist with lim fracs, patchy strongly sil and oxi zones, local dark qrtz zones that strongly oxi and resemble vg host rock		WHI18000670	13	<0.1
LSTR-18-05	1316764	593515	7009332	593500	7009310	26.00	28.00	2.00	45	1.3	Clayton	g	qmsh	gneiss				s				muscovite schist, large muscovite flakes, moderate to strong oxidation		WHI18000670	7	<0.1
LSTR-18-05	1316765	593516	7009333	593500	7009310	28.00	30.00	2.00	45	1.3	Clayton	g	qmsh	gneiss				s				muscovite schist, large muscovite flakes, moderate to strong oxidation		WHI18000670	9	<0.1
LSTR-18-05	1316766	593517	7009335	593500	7009310	30.00	32.00	2.00	34	1.5	Clayton	g	msh				w	m		w	tr	oxi muscovite schist, local bleached light grey / blue zones with tr py, local silic zones		WHI18000670	4	<0.1
LSTR-18-05	1316767	593519	7009336	593500	7009310	32.00	34.00	2.00	34	1.4	Clayton	g	msh		qv		w	s		w		strongly oxi and silic muscovite schist, no fol or flakey muscovite, tr cubic py		WHI18000670	6	<0.1
LSTR-18-05	1316768	593520	7009338	593500	7009310	34.00	36.00	2.00	34	1.3	Clayton	g	msh				s	s		w	tr	strongly oxi and silic muscovite schist, no fol or flakey muscovite, tr cubic py		WHI18000670	16	<0.1
LSTR-18-05	1316769	593521	7009340	593500	7009310	36.00	38.00	2.00	34	1.4	Clayton	g	msh				m	s		w		mod sil schist, mianly flackley muscovite schist		WHI18000670	4	0.1
LSTR-18-05	1316770	593522	7009341	593500	7009310	38.00	40.00	2.00	34	1.5	Clayton	g	msh				w	s		w		weak to moderate oxi grey to brown muscovite schsit, local section contain increase oxi and silic		WHI18000670	4	0.2
LSTR-18-05	1316771	593523	7009343	593500	7009310	40.00	42.00	2.00	34	1.8	Clayton	g	msh					w				weak to moderate oxi grey to brown muscovite schsit, local section contain increase oxi and silic		WHI18000670	4	0.2
LSTR-18-05	1316772	593524	7009345	593500	7009310	42.00	44.00	2.00	29	1.6	Clayton	g	msh					w				weak to moderate oxi grey to brown muscovite schsit, local section contain increase oxi and silic		WHI18000670	4	0.2
LSTR-18-05	1316773	593525	7009347	593500	7009310	44.00	46.00	2.00	29	1.5	Clayton	g	msh					w				weak to moderate oxi grey to brown muscovite schsit, local section contain increase oxi and silic		WHI18000670	<2	0.1
LSTR-18-05	1316774	593526	7009348	593500	7009310	46.00	48.00	2.00	29	1.3	Clayton	g	msh					w				weak to moderate oxi grey to brown muscovite schsit, local section contain increase oxi and silic		WHI18000670	8	0.1
LSTR-18-05	1316775			593500	7009310						Clayton		msh									STANDRD - CDN-GS-6B		WHI18000670	6375	0.4
LSTR-18-05	1316776			593500	7009310						Clayton		msh									BLANK - CDN-BL-10		WHI18000670	4	<0.1
LSTR-18-05	1316777	593527	7009350	593500	7009310	48.00	50.00	2.00	29	1.5	Clayton	m	msh					w				oxi schist, poor sample, water problems in trench		WHI18000670	3	0.1
LSTR-18-05	1316778	593528	7009352	593500	7009310	50.00	52.00	2.00	29	1.6	Clayton	p	msh					m				litho change, finer textured, quartz sericite schist, patchy strong oxi and silic zones, minor vitreous quartz material		WHI18000670	<2	0.1
LSTR-18-05	1316779	593529	7009354	593500	7009310	52.00	54.00	2.00	29	1.5	Clayton	g	qsersh		qv							litho change, finer textured, quartz sericite schist, patchy strong oxi and silic zones, minor vitreous quartz material		WHI18000670	5	0.1
LSTR-18-05	1316780	593530	7009355	593500	7009310	54.00	56.00	2.00	29	1.5	Clayton	g	qsersh		qv		m	m		w		litho change, finer textured, quartz sericite schist, patchy strong oxi and silic zones, minor vitreous quartz material		WHI18000670	3	0.2
LSTR-18-05	1316781	593531	7009357	593500	7009310	56.00	58.00	2.00	29	1.3	Clayton	g	qsersh				m	w				litho change, finer textured, quartz sericite schist, patchy strong oxi and silic zones, minor vitreous quartz material		WHI18000670	4	0.1
LSTR-18-05	1316782	593532	7009359	593500	7009310	58.00	60.00	2.00	29	1.3	Clayton	m	qsersh				m	m				litho change, finer textured, quartz sericite schist, patchy strong oxi and silic zones, minor vitreous quartz material		WHI18000670	16	0.2
LSTR-18-05	1316783	593533	7009361	593500	7009310	60.00	62.00	2.00	29	1.3	Clayton	m	qsersh				m	w				litho change, finer textured, quartz sericite schist, patchy strong oxi and silic zones, minor vitreous quartz material		WHI18000670	5	0.1
LSTR-18-05	1316784	593534	7009362	593500	7009310	62.00	64.00	2.00	29	1.3	Clayton	m	qsersh				m	w				litho change, finer textured, quartz sericite schist, patchy strong oxi and silic zones, minor vitreous quartz material		WHI18000670	3	0.2
LSTR-18-05	1316785	593535	7009364	593500	7009310	64.00	66.00	2.00	29	1.3	Clayton	m	msh				w	w				quartz muscovite schist returns,		WHI18000670	3	0.2
LSTR-18-05	1316786	593538	7009370	593500	7009310	71.00	73.00	2.00	29	0.8	Clayton	p	msh				w	m				oxi muscovite schist		WHI18000670	3	0.1
LSTR-18-05	1316787	593540	7009373	593500	7009310	74.00	76.00	2.00	33	0.8	Clayton	p	msh				w	m				oxi muscovite schist, vitreous qrtz locally		WHI18000670	23	<0.1
LSTR-18-05	1316788	593541	7009374	593500	7009310	76.00	78.00	2.00	33	1.0	Clayton	m	msh				w	w				oxi muscovite schist, mod fol, weak sil and oxi, flakey large muscovite		WHI18000670	4	<0.1
LSTR-18-05	1316789	593542	7009376	593500	7009310	78.00	80.00	2.00	33	1.5	Clayton	m	msh					w				oxi muscovite schist, mod fol, weak sil and oxi, flakey large muscovite		WHI18000670	3	0.2
LSTR-18-05	1316790	593543	7009378	593500	7009310	80.00	82.00	2.00	33	1.3	Clayton	vg	msh					w				oxi muscovite schist, mod fol, weak sil and oxi, flakey large muscovite		WHI18000670	3	<0.1
LSTR-18-05	1316791	593544	7009379	593500	7009310	82.00	84.00	2.00	33	1.0	Clayton	vg	qmsh				m	m				light brown finer textured schsit, quartz sericite schist, moderate silic		WHI18000670	<2	<0.1
LSTR-18-05	1316792	593545	7009381	593500	7009310	84.00	86.00	2.00	33	1.0	Clayton	vg	qmsh				m	m				light brown finer textured schsit, quartz sericite schist, moderate silic		WHI18000670	3	0.1
LSTR-18-05	1316793	593546	7009383	593500	7009310	86.00	88.00	2.00	33	1.0	Clayton	vg	msh				w	m				oxi muscovite schist, mod fol, weak sil and oxi, flakey large muscovite		WHI18000670	<2	0.1
LSTR-18-05	1316794	593547	7009384	593500	7009310	88.00	90.00	2.00	33	0.8	Clayton	vg	msh				wm					oxi muscovite schist, mod fol, weak sil and oxi, flakey large muscovite		WHI18000670	3	<0.1
LSTR-18-05	1316795	593548	7009386	593500	7009310	90.00	92.00	2.00	33	0.8	Clayton	vg	gneiss									light grey gneiss, linear alignment of muscovite and quartz, well fol, patchy oxi zones		WHI18000670	6	<0.1
LSTR-18-05	1316796	593549	7009388	593500	7009310	92.00	94.00	2.00	33	0.8	Clayton	vg	gneiss									light grey gneiss, linear alignment of muscovite and quartz, well fol, patchy oxi zones		WHI18000670	65	0.1
LSTR-18-05	1316797	593551	7009390	593500	7009310	94.00	96.00	2.00	33	0.8	Clayton	m	gneiss					m				light grey gneiss, linear alignment of muscovite and quartz, well fol, patchy oxi zones	water flooding	WHI18000670	3	0.1
LSTR-18-05	1316798	593552	7009391	593500	7009310	96.00	98.00	2.00	33	0.8	Clayton	m	gneiss		qv			m				light grey gneiss, linear alignment of muscovite and quartz, well fol, patchy oxi zones, minor quartz veining with fol	water flooding	WHI18000670	<2	0.1
LSTR-18-05	1316799	593553	7009393	593500	7009310	98.00	100.00	2.00	33	0.8	Clayton	m	gneiss					m				light grey gneiss, linear alignment of muscovite and quartz, well fol, patchy oxi zones	water flooding	WHI18000670	<2	0.1
LSTR-18-05	1316800			593500	7009310						Clayton											STANDARD - CDN-ME-18		WHI18000670	536	58.8
LSTR-18-05	1316801			593500	7009310						Clayton											BLANK - CDN-BL-10		WHI18000670	<2	<0.1
LSTR-18-05	1316802	593555	7009396	593500	7009310	101.50	104.00	2.50	33	1.0	Clayton	p	gneiss	msh				w				poor sample due to flooding, rocky sandy gneiss fragments, patchy oxi	water flooding	WHI18000670	3	0.1
LSTR-18-05	1316803	593556	7009398	593500	7009310	104.00	106.00	2.00	33	1.3	Clayton	p	gneiss					w				poor sample due to flooding, rocky sandy gneiss fragments, patchy oxi	water flooding	WHI18000670	6	0.2

Trench ID	Sample ID	Sample Easting	Sample Northing	Trch Start Easting	Trch Start Northing	From (m)	To (m)	Length (m)	Azi-muth	Depth (m)	Logged by	Compe-tancy	Primary Lithology	Second Lithology	Vein-ing	Alteration (w, m, s)					Py %	Description	Notes	Certificate	Au (ppb)	Ag (ppm)
																Carb	Sil	Ox	Chl	Bleach						
LSTR-18-05	1316804	593557	7009400	593500	7009310	106.00	108.00	2.00	33	1.3	Clayton	p	gneiss					w				poor sample due to flooding, rocky sandy gneiss fragments, patchy oxi	water flooding	WHI18000670	<2	0.1
LSTR-18-05	1316805	593558	7009401	593500	7009310	108.00	110.00	2.00	33	1.0	Clayton	g	gneiss				s	s				strong sil and oxi gneiss, red orange limonite stained fracs and voids		WHI18000670	3	0.1
LSTR-18-05	1316806	593559	7009403	593500	7009310	110.00	112.00	2.00	33	1.0	Clayton	g	gneiss				s	s				strong sil and oxi gneiss, red orange limonite stained fracs and voids		WHI18000670	13	0.1
LSTR-18-05	1316807	593560	7009405	593500	7009310	112.00	114.00	2.00	33	1.0	Clayton	g	gneiss				s	s				strong sil and oxi gneiss, red orange limonite stained fracs and voids		WHI18000670	3	0.2
LSTR-18-05	1316808	593561	7009406	593500	7009310	114.00	116.00	2.00	33	0.8	Clayton	vg	qmsh				s	s				strong sil and oxi gneiss, red orange limonite stained fracs and voids		WHI18000670	3	0.1
LSTR-18-05	1316809	593563	7009408	593500	7009310	116.00	118.00	2.00	33	0.8	Clayton	vg	qmsh				s	s				strong sil and oxi gneiss, red orange limonite stained fracs and voids		WHI18000670	<2	0.1
LSTR-18-05	1316810	593564	7009410	593500	7009310	118.00	120.00	2.00	33	0.8	Clayton	vg	qmsh				s	s				strong sil and oxi gneiss, red orange limonite stained fracs and voids		WHI18000670	2	0.1
LSTR-18-05	1316811	593565	7009411	593500	7009310	120.00	122.00	2.00	33	1.0	Clayton	vg	qmsh				s	s				strong sil and oxi gneiss, red orange limonite stained fracs and voids	water flooding	WHI18000670	2	0.2
LSTR-18-05	1316812	593566	7009413	593500	7009310	122.00	124.00	2.00	33	1.0	Clayton	g	qmsh				s	s				strong sil and oxi gneiss, red orange limonite stained fracs and voids	water flooding	WHI18000670	<2	0.1
LSTR-18-05	1316813	593567	7009415	593500	7009310	124.00	126.00	2.00	33	0.8	Clayton	g	qmsh				m	m				moderate oxi sil quartz muscovite schist with lim fracs	water flooding	WHI18000670	<2	0.2
LSTR-18-05	1316814	593568	7009416	593500	7009310	126.00	128.00	2.00	33	0.8	Clayton	g	qmsh				m	m				moderate oxi sil quartz muscovite schist with lim fracs	water flooding	WHI18000670	2	0.1
LSTR-18-05	1316815	593569	7009418	593500	7009310	128.00	130.00	2.00	33	0.8	Clayton	g	qmsh				m	m				moderate oxi sil quartz muscovite schist with lim fracs	water flooding	WHI18000670	<2	<0.1
LSTR-18-05	1316816	593570	7009420	593500	7009310	130.00	132.00	2.00	33	0.8	Clayton	g	qmsh				m	m				moderate oxi sil quartz muscovite schist with lim fracs	water flooding	WHI18000670	<2	0.1
LSTR-18-05	1316817	593579	7009433	593500	7009310	146.00	148.00	2.00	33	1.3	Clayton	g	qfv	qmsh								70% beige quartz feldspar vein material with lim fracs, 30% grey quartz muscovite		WHI18000670	6	0.2
LSTR-18-05	1316818	593580	7009435	593500	7009310	148.00	150.00	2.00	33	1.3	Clayton	g	qfv	qmsh								70% beige quartz feldspar vein material with lim fracs, 30% grey quartz muscovite schist		WHI18000670	7	0.1
LSTR-18-06	1316851	594521	7009055	594521	7009054	0.00	2.00	2.00	21	0.6	Clayton	good	qsersh	og				m				light grey quartz sericite schist with patchy lim frac, local strong oxi zones		WHI18000671	5	<0.1
LSTR-18-06	1316852	594522	7009057	594521	7009054	2.00	4.00	2.00	21	0.6	Clayton	good	qsersh	og	qrtz		w	m				light grey quartz sericite schist with patchy lim frac, local strong oxi zones, local zones of quart / feldspar veining with fol		WHI18000671	2	0.1
LSTR-18-06	1316853	594523	7009059	594521	7009054	4.00	6.00	2.00	21	0.6	Clayton	good	qsersh	og			w	m				light grey quartz sericite schist with patchy lim frac, local oxi zones		WHI18000671	2	0.1
LSTR-18-06	1316854	594524	7009061	594521	7009054	6.00	8.00	2.00	21	0.6	Clayton	good	qsersh	og			w	m				light grey quartz sericite schist with patchy lim frac, local oxi zones		WHI18000671	3	0.1
LSTR-18-06	1316855	594524	7009062	594521	7009054	8.00	10.00	2.00	21	0.6	Clayton	good	qsersh	og			w	m				light grey quartz sericite schist with patchy lim frac, patchy oxi sil zones		WHI18000671	3	<0.1
LSTR-18-06	1316856	594525	7009064	594521	7009054	10.00	12.00	2.00	27	1.0	Clayton	good	qsersh	og				w				light grey quartz sericite schist with patchy lim frac, increase strong oxi sil zones		WHI18000671	3	0.2
LSTR-18-06	1316857	594526	7009066	594521	7009054	12.00	14.00	2.00	27	1.0	Clayton	good	qsersh	og				w				mod fol darker grey schist		WHI18000671	4	<0.1
LSTR-18-06	1316858	594527	7009068	594521	7009054	14.00	16.00	2.00	27	1.0	Clayton	good	qsersh	og	qrtz		w	m				grey quartz sericite schist, minor quartz feldspar veining with fol and strong oxi sil zones		WHI18000671	5	<0.1
LSTR-18-06	1316859	594528	7009070	594521	7009054	16.00	18.00	2.00	27	1.0	Clayton	good	qsersh	og			m	s				grey quartz sericite schist, minor quartz feldspar veining with fol and strong oxi sil zones (10%)		WHI18000671	6	<0.1
LSTR-18-06	1316860	594529	7009071	594521	7009054	18.00	20.00	2.00	27	1.0	Clayton	good	qsersh	og	qrtz		w	m				grey quartz sericite schist, minor quartz feldspar veining with fol and strong oxi sil zones		WHI18000671	6	0.2
LSTR-18-06	1316861	594529	7009073	594521	7009054	20.00	22.00	2.00	16	1.0	Clayton	good	qsersh	og	qrtz		m	s				grey quartz sericite schist, 20% strong manganese stained quartz vein (strong oxi) with large cubic voids after py (5mm)		WHI18000671	86	0.9
LSTR-18-06	1316862	594530	7009075	594521	7009054	22.00	24.00	2.00	16	1.3	Clayton	good	qsersh	og				m				grey quartz sericite schist, minor quartz feldspar veining with fol and strong oxi sil zones		WHI18000671	11	0.4
LSTR-18-06	1316863	594531	7009077	594521	7009054	24.00	26.00	2.00	16	1.3	Clayton	good	qsersh	og			w	m				darker grey schist, lim fracs, local oxi sil zones		WHI18000671	7	0.2
LSTR-18-06	1316864	594531	7009079	594521	7009054	26.00	28.00	2.00	23	1.3	Clayton	good	qsersh	og				m				moderate oxi schist, lim frac		WHI18000671	11	0.2
LSTR-18-06	1316865	594532	7009081	594521	7009054	28.00	30.00	2.00	23	1.3	Clayton	good	qsersh	og				s				moderate oxi schist, lim frac		WHI18000671	10	0.2
LSTR-18-06	1316866	594533	7009083	594521	7009054	30.00	32.00	2.00	23	1.0	Clayton	good	msh	qsersh				s				muscovite - biotite schist, mod to strong oxi		WHI18000671	7	0.2
LSTR-18-06	1316867	594534	7009084	594521	7009054	32.00	34.00	2.00	23	1.0	Clayton	good	msh	qsersh				m				muscovite - biotite schist, mod to strong oxi, local strongly sil and oxi zones		WHI18000671	9	0.2
LSTR-18-06	1316868	594534	7009086	594521	7009054	34.00	36.00	2.00	19	1.0	Clayton	good	msh					s				muscovite - biotite schist, mod to strong oxi, local strongly sil and oxi zones		WHI18000671	13	0.3
LSTR-18-06	1316869	594535	7009088	594521	7009054	36.00	38.00	2.00	19	1.0	Clayton	moderate	smsh				s	s				strongly silicified and oxidized muscovite schist, no foliation		WHI18000671	5	0.2
LSTR-18-06	1316870	594536	7009090	594521	7009054	38.00	40.00	2.00	19	1.5	Clayton	moderate	smsh				s	s				strongly silicified and oxidized muscovite schist, no foliation		WHI18000671	9	0.2
LSTR-18-06	1316871	594536	7009092	594521	7009054	40.00	42.00	2.00	21	1.5	Clayton	good	qsersh					m				light grey quartz sericite schist unit with minor oxi sil zones		WHI18000671	4	0.2
LSTR-18-06	1316872	594537	7009094	594521	7009054	42.00	44.00	2.00	21	1.5	Clayton	good	msh					s				strong oxi muscovite schist with patchy sil zones		WHI18000671	4	0.2
LSTR-18-06	1316873	594538	7009096	594521	7009054	44.00	46.00	2.00	21	1.5	Clayton	good	msh					s				strong oxi muscovite schist with patchy sil zones		WHI18000671	3	0.2
LSTR-18-06	1316874	594538	7009098	594521	7009054	46.00	48.00	2.00	21	1.5	Clayton	good	msh					s				strong oxi muscovite schist with patchy sil zones, large flakey muscovite		WHI18000671	4	0.2
LSTR-18-06	1316875			594521	7009054																	STANDARD - CDN-GS-6B		WHI18000671	6359	0.3
LSTR-18-06	1316876	594539	7009099	594521	7009054	48.00	50.00	2.00	21	1.5	Clayton	good	msh					m				strong oxi muscovite schist with patchy sil zones		WHI18000671	6	0.2
LSTR-18-06	1316877	594540	7009101	594521	7009054	50.00	52.00	2.00	21	1.5	Clayton	good	msh				m	m				strong oxi muscovite schist with patchy sil zones		WHI18000671	205	0.3
LSTR-18-06	1316878	594540	7009103	594521	7009054	52.00	54.00	2.00	19	1.5	Clayton	good	msh				m	m				strong oxi muscovite schist with patchy sil zones, local unique rounded quartz nodules with spherical foliation		WHI18000671	23	0.2
LSTR-18-06	1316879	594541	7009105	594521	7009054	54.00	56.00	2.00	19	1.5	Clayton	good	msh				m	m				quartz muscovite schist, patchy strong sil zones		WHI18000671	17	0.1
LSTR-18-06	1316880	594542	7009107	594521	7009054	56.00	58.00	2.00	26	1.3	Clayton	good	msh	qrtz			s	s				strongly silicified and oxidized muscovite schist with quartz veining, 30% white milky quartz vein material with lim frac, trench soil becomes brighter orange yellow		WHI18000671	12	0.1
LSTR-18-06	1316881	594543	7009109	594521	7009054	58.00	60.00	2.00	26	1.3	Clayton	good	msh	qrtz			s	s				strongly silicified and oxidized muscovite schist with quartz veining, 30% white milky quartz vein material with lim frac, orange yellow soil		WHI18000671	32	0.2
LSTR-18-06	1316882	594544	7009111	594521	7009054	60.00	62.00	2.00	26	1.3	Clayton	good	msh	qrtz			s	s				strongly silicified and oxidized muscovite schist with quartz veining, 30% white milky quartz vein material with lim frac, orange yellow soil		WHI18000671	100	0.2
LSTR-18-06	1316883	594545	7009112	594521	7009054	62.00	64.00	2.00	26	1.0	Clayton	good	msh	qrtz			s	s				strongly silicified and oxidized muscovite schist with quartz veining, 30% white milky quartz vein material with lim frac, orange yellow soil		WHI18000671	94	0.2
LSTR-18-06	1316884	594545	7009114	594521	7009054	64.00	66.00	2.00	26	1.0	Clayton	good	qsersh	qrtz			s	s				strongly silicified and oxidized muscovite schist with quartz veining, 30% white milky quartz vein material with lim frac, end of orange yellow soil		WHI18000671	39	0.1
LSTR-18-06	1316885	594546	7009116	594521	7009054	66.00	68.00	2.00	26	1.0	Clayton	good	qsersh	og				m				grey - brown quartz sericite schist, minor qrtz veining		WHI18000671	21	0.1
LSTR-18-06	1316886	594547	7009118	594521	7009054	68.00	70.00	2.00	26	1.0	Clayton	good	qsersh	og				m				grey - brown quartz sericite schist, minor qrtz veining		WHI18000671	12	0.1
LSTR-18-06	1316887	594548	7009120	594521	7009054	70.00	72.00	2.00	26	1.0	Clayton	good	qsersh	og				m				grey - brown quartz sericite schist, minor qrtz veining		WHI18000671	7	0.1
LSTR-18-06	1316888	594549	7009121	594521	7009054	72.00	74.00	2.00	26	1.0	Clayton	good	qsersh	og				m				grey - brown quartz sericite schist, minor qrtz veining		WHI18000671	7	0.1
LSTR-18-06	1316889	594550	7009123	594521	7009054	74.00	76.00	2.00	26	0.8	Clayton	good	qsersh	og				m				grey - brown quartz sericite schist, minor qrtz veining		WHI18000671	11	0.1
LSTR-18-06	1316890	594551	7009125	594521	7009054	76.00	78.00	2.00	26	0.6	Clayton	moderate	qsersh	og				m				grey - brown quartz sericite schist, minor qrtz veining		WHI18000671	26	0.1
LSTR-18-07	1316901	594660	7009079	594659	7009078	0.00	2.00	2.00	50	0.5	Dan	good	MSH				w	w			1	mica schist, qtz rich locally. 15% blue silicified rk w remnant py cubes	rep	WHI18000672	9	0.1
LSTR-18-07	1316902	594661	7009080	594659	7009078	2.00	4.00	2.00	50	0.7	Dan	good	MSH	QV	vn		m	m		w	1	mica schist w 50% ox QV. Albite alt. some silcious blue rk. Qtz vein is sulfurous, smells when broken		WHI18000672	5	0.2
LSTR-18-07	1316903	594663	7009081	594659	7009078	4.00	6.00	2.00	50	0.9	Dan	good	MSH		vn		m	m			1	silicified mica schist w minor rusty QV, py vugs		WHI18000672	6	0.2
LSTR-18-07	1316904	594664	7009082	594659	7009078	6.00	8.00	2.00	50	0.9	Dan	good	MSH		str		w	w			0.5	mica schist, some silicified rk, minor ox veinlets w remnant py cubes		WHI18000672	4	0.1
LSTR-18-07	1316905	594666	7009084	594659	7009078	8.00	10.00	2.00	50	0.8	Dan	good	MSH		vn		m	m			0.5	mica schist grading to qtz sericite schist. 20% brown ox QV		WHI18000672	6	0.2
LSTR-18-07	1316906	594667	7009085	594659	7009078	10.00	12.00	2.00	50	1.0	Dan	good	QSSH		vn		w	w			0.5	qtz sericite schist w 10% white QV, 10% ox QV or silicified schist		WHI18000672	5	0.1
LSTR-18-07	1316907	594669	7009086	594659	7009078	12.00	14.00	2.00	50	1.0	Dan	good	QSSH		vn		w	m			0.5	qtz ser schist w 25% translucent oxQV		WHI18000672	5	0.2
LSTR-18-07	1316908	594671	7009088	594659	7009078	14.00	16.00	2.00	55	1.1	Dan	good	QSSH		vn		w	w			tr	qtz ser schist w 10% ox qtz vein material		WHI18000672	4	0.1
LSTR-18-07	1316909	594672	7009089	594659	7009078	16.00	18.00	2.00	55	0.9	Dan	good	QSSH	QV	vn		m	m			0.5	qtz ser schist w 50% orange-brown ox QV, vuggy		WHI18000672	20	0.1
LSTR-18-07	1316910	594674	7009090	594659	7009078	18.00	20.00	2.00	55	0.9	Dan	good	QSSH		str		w	w			tr	qtz ser schist w rusty vugs, sporadic qtz stringers		WHI18000672	13	0.2
LSTR-18-07	1316911	594676	7009091	594659	7009078	20.00	22.00	2.00	62	0.9	Dan	good	SSH				m	w			tr	silicified ser schist w rusty fractures		WHI18000672	17	0.1

Trench ID	Sample ID	Sample Easting	Sample Northing	Trch Start Easting	Trch Start Northing	From (m)	To (m)	Length (m)	Azi-muth	Depth (m)	Logged by	Compe-tancy	Primary Lithology	Second Lithology	Vein-ing	Alteration (w, m, s)					Py %	Description	Notes	Certificate	Au (ppb)	Ag (ppm)
																Carb	Sil	Ox	Chl	Bleach						
LSTR-18-07	1316912	594677	7009092	594659	7009078	22.00	24.00	2.00	62	0.7	Dan	good	SSH				m	m			tr	silicified ser schist w rusty fractures		WHI18000672	158	0.3
LSTR-18-07	1316913	594679	7009093	594659	7009078	24.00	26.00	2.00	62	0.7	Dan	good	SSH				m	m			tr	variably silicified mica schist, rusty fx, minor blue silicified rk		WHI18000672	8	0.3
LSTR-18-07	1316914	594681	7009094	594659	7009078	26.00	28.00	2.00	66	0.7	Dan	good	QSSH		vn		w	w			tr	grading back to qtz ser schist w 10% sulfurous qtz vein		WHI18000672	5	0.1
LSTR-18-07	1316915	594683	7009095	594659	7009078	28.00	30.00	2.00	57	0.7	Dan	good	SSH		vn		m	m			tr	variably silicified ser schist w ox fx, vuggy		WHI18000672	22	0.2
LSTR-18-07	1316916	594684	7009096	594659	7009078	30.00	32.00	2.00	53	1.0	Dan	good	MSH		str		w	m				ser/mica schist w 5-10% rusty vein?		WHI18000672	11	0.2
LSTR-18-07	1316917	594686	7009097	594659	7009078	32.00	34.00	2.00	48	1.1	Dan	good	QSSH		str		m	m				sil ser schist w minor stringers		WHI18000672	4	<0.1
LSTR-18-07	1316918	594687	7009098	594659	7009078	34.00	36.00	2.00	48	1.1	Dan	good	MSH	CLMSH			w	m	w			greenish mica schist and ox chl schist		WHI18000672	6	0.1
LSTR-18-07	1316919	594689	7009100	594659	7009078	36.00	38.00	2.00	48	1.0	Dan	good	CLMSH				m	w	w			chl mica schist		WHI18000672	4	<0.1
LSTR-18-07	1316920	594690	7009101	594659	7009078	38.00	40.00	2.00	50	1.0	Dan	good	MSH				w	m				mica schist w minor ox qtz		WHI18000672	8	0.1
LSTR-18-07	1316921	594692	7009102	594659	7009078	40.00	42.00	2.00	50	1.1	Dan	good	MSH					w				mica schist, rare stringer		WHI18000672	7	0.2
LSTR-18-07	1316922	594693	7009104	594659	7009078	42.00	44.00	2.00	50	1.2	Dan	good	MSH		vn		w	w	w			mica schist, minor chlorite, 5% rusty qtz vein		WHI18000672	8	0.1
LSTR-18-07	1316923	594695	7009105	594659	7009078	44.00	46.00	2.00	50	1.3	Dan	good	MSH	CLMSH	vn		w	w	w			chl schist and ser schist, minor qtz vein		WHI18000672	18	0.2
LSTR-18-07	1316924	594696	7009106	594659	7009078	46.00	48.00	2.00	50	1.4	Dan	good	CLMSH		vn		m	w	w		1	chl schist w 70% completely silicified mica schist or recrystallized qtz vein, vuggy		WHI18000672	23	0.2
LSTR-18-07	1316925			594659	7009078						Dan											BLANK - CDN-BL-10		WHI18000672	5	0.1
LSTR-18-07	1316926			594659	7009078						Dan											STANDARD - CDN-CGS-7		WHI18000672	871	3.3
LSTR-18-07	1316927	594698	7009107	594659	7009078	48.00	50.00	2.00	50	1.3	Dan	good	CLMSH	QV	vn		w	s	w		1	ox chl-mica schist w 20% rusty qtz vein, 20% bleached sil schist, vuggy		WHI18000672	13	0.1
LSTR-18-07	1316928	594699	7009109	594659	7009078	50.00	52.00	2.00	50	1.4	Dan	good	MSH	QV	vn		m	w		m	0.5	ser schist w bleached sil schist or qtz vein (85%). Albitized		WHI18000672	4	0.1
LSTR-18-07	1316929	594701	7009110	594659	7009078	52.00	54.00	2.00	50	1.3	Dan	good	MSH	QV	vn		m	m		m	0.5	ser schist w bleached sil schist or qtz vein (50%). Albitized		WHI18000672	12	0.1
LSTR-18-07	1316930	594703	7009111	594659	7009078	54.00	56.00	2.00	50	1.3	Dan	good	MSH	QV	vn		m	w		w	0.5	ser-bt schist w 75% white-translucent qtz vein w ox fx		WHI18000672	9	0.1
LSTR-18-07	1316931	594704	7009113	594659	7009078	56.00	58.00	2.00	50	1.3	Dan	good	CLMSH	QV	vn		m	w	w	w	tr	chl-mica schist w 40% qtz vein (translucent, ox fx, tr py vugs)		WHI18000672	5	<0.1
LSTR-18-07	1316932	594706	7009114	594659	7009078	58.00	60.00	2.00	50	1.4	Dan	good	CLMSH					m	w		0.5	chl mica schist w minor py vugs, trace qtz vn		WHI18000672	8	0.2
LSTR-18-07	1316933	594707	7009115	594659	7009078	60.00	62.00	2.00	50	1.5	Dan	good	CLMSH					m	w			chl mica schist, semi ox		WHI18000672	10	0.1
LSTR-18-07	1316934	594709	7009116	594659	7009078	62.00	64.00	2.00	50	1.3	Dan	good	CLMSH	QV	vn		m	m	w		0.5	ox chl mica schist w 40% ox QV w tr lim py		WHI18000672	6	0.2
LSTR-18-07	1316935	594710	7009118	594659	7009078	64.00	66.00	2.00	50	1.4	Dan	good	CLMSH					m	w			ox chl mica schist		WHI18000672	6	0.2
LSTR-18-07	1316936	594712	7009119	594659	7009078	66.00	68.00	2.00	50	1.3	Dan	good	CLMSH					m	w			ox chl mica schist		WHI18000672	7	<0.1
LSTR-18-07	1316937	594713	7009120	594659	7009078	68.00	70.00	2.00	50	1.2	Dan	good	CLMSH									ox chl mica schist grading to ser schist		WHI18000672	7	0.1
LSTR-18-07	1316938	594715	7009122	594659	7009078	70.00	72.00	2.00	50	1.2	Dan	good	CLMSH		str			m	w		tr	ox chl mica schist w minor qtz stringers		WHI18000672	35	<0.1
LSTR-18-07	1316939	594716	7009123	594659	7009078	72.00	74.00	2.00	50	1.2	Dan	good	CLMSH		vn			m	m		tr	ox chl mica schist w 10% translucent qtz vein		WHI18000672	13	<0.1
LSTR-18-07	1316940	594718	7009124	594659	7009078	74.00	76.00	2.00	50	1.2	Dan	good	CLMSH		str			m	w			ox chl mica schist w minor ox qtz stringer		WHI18000672	7	0.2
LSTR-18-07	1316941	594719	7009125	594659	7009078	76.00	78.00	2.00	53	1.1	Dan	good	CLMSH					m	w		tr	ox chl mica schist		WHI18000672	5	<0.1
LSTR-18-07	1316942	594721	7009127	594659	7009078	78.00	80.00	2.00	53	1.0	Dan	good	CLMSH		vn			m	w		tr	ox chl mica schist, trace qtz vein		WHI18000672	5	0.1
LSTR-18-07	1316943	594723	7009128	594659	7009078	80.00	82.00	2.00	53	1.1	Dan	good	CLMSH		vn			m	w		3	ox chl mica schist w 25% orange rusty QV w mg py vugs		WHI18000672	8	0.3
LSTR-18-07	1316944	594724	7009129	594659	7009078	82.00	84.00	2.00	53	1.0	Dan	good	CLMSH					m	w		tr	ox chl mica schist		WHI18000672	6	0.2
LSTR-18-07	1316945	594726	7009130	594659	7009078	84.00	86.00	2.00	52	1.1	Dan	good	CLMSH		vn			m	w		2	ox chl mica schist w 20% translucent ox qtz vein, mg py vugs		WHI18000672	6	0.2
LSTR-18-07	1316946	594727	7009131	594659	7009078	86.00	88.00	2.00	52	1.2	Dan	good	CLMSH					m	w	w	1	ox chl-mica schist w vuggy semi-bleached rusty schist		WHI18000672	4	0.1
LSTR-18-07	1316947	594729	7009133	594659	7009078	88.00	90.00	2.00	48	1.2	Dan	good	CLMSH		vn		w	m			2	ox chl mica schist w 20% orange QV, rusty		WHI18000672	10	0.2
LSTR-18-07	1316948	594730	7009134	594659	7009078	90.00	92.00	2.00	48	1.3	Dan	good	SSH		str		w	m	w		2	ox sil ser schist, some very sil sections w py vugs. Qtz stringers		WHI18000672	7	0.2
LSTR-18-07	1316949	594732	7009135	594659	7009078	92.00	94.00	2.00	48	1.1	Dan	good	CLMSH	SSH	vn		m	m			2	ox chl mica schist, ser schist. 20% orange block QV and baked ser schist w lim py vugs		WHI18000672	6	0.1
LSTR-18-07	1316950			594659	7009078						Dan											BLANK - CDN-BL-10		WHI18000672	3	<0.1
LSTR-18-07	1316951			594659	7009078						Dan											STANDARD - CDN-GS-15B		WHI18000672	>10000	1
LSTR-18-07	1316952	594733	7009137	594659	7009078	94.00	96.00	2.00	48	1.1	Dan	good	CLMSH		str		w	m	m		tr	ox chl mica schist, minor qtz stringers		WHI18000672	10	0.2
LSTR-18-07	1316953	594735	7009138	594659	7009078	96.00	98.00	2.00	48	1.1	Dan	good	CLMSH		str		w	m	w		tr	ox chl mica schist, minor qtz stringers		WHI18000672	5	<0.1
LSTR-18-07	1316954	594736	7009139	594659	7009078	98.00	100.00	2.00	48	1.1	Dan	good	SSH		vn		w	m	w		1	ox ser schist and chl schist, 20% orange vitreous qtz, py vugs		WHI18000672	4	0.2
LSTR-18-07	1316955	594738	7009141	594659	7009078	100.00	102.00	2.00	53	0.9	Dan	good	SSH	CLMSH				m	w			ox ser schist and chl schist		WHI18000672	4	<0.1
LSTR-18-07	1316956	594739	7009142	594659	7009078	102.00	104.00	2.00	53	0.9	Dan	good	CLMSH	SSH	str			m	w			ox ser schist and chl schist trace qtz stringers/nodules		WHI18000672	4	0.1
LSTR-18-07	1316957	594741	7009143	594659	7009078	104.00	106.00	2.00	53	1.0	Dan	good-mod	CLMSH	SSH				m	w			ox chl mica schist, ser schist		WHI18000672	4	0.2
LSTR-18-07	1316958	594743	7009144	594659	7009078	106.00	108.00	2.00	53	1.1	Dan	mod	CLMSH	SSH				m	w			ox chl mica schist, ser schist		WHI18000672	5	0.1
LSTR-18-07	1316959	594744	7009146	594659	7009078	108.00	110.00	2.00	53	1.2	Dan	mod	CLMSH	SSH	str			m	w			very ox chl schist and ser schist w trace qtz nodules. Small rocks in comparison w surrounding rock (5cm)		WHI18000672	7	0.1
LSTR-18-07	1316960	594746	7009147	594659	7009078	110.00	112.00	2.00	52	1.4	Dan	mod-good	QSSH	CLMSH			w	m	w			ox chl schist and qtz ser schist, local sil		WHI18000672	6	<0.1
LSTR-18-07	1316961	594747	7009148	594659	7009078	112.00	114.00	2.00	45	1.3	Dan	good	QSSH				s	m			2	very silicious qtz ser schist, py vugs		WHI18000672	34	0.1
LSTR-18-07	1316962	594749	7009149	594659	7009078	114.00	116.00	2.00	45	1.2	Dan	mod-good	QSSH	CLMSH	str		m	m			tr	sil qtz ser schist w ox chl mica schist		WHI18000672	3	0.1
LSTR-18-07	1316963	594750	7009151	594659	7009078	116.00	118.00	2.00	53	1.2	Dan	good	QSSH				s	m			tr	perv sil qtz ser schist		WHI18000672	3	<0.1
LSTR-18-07	1316964	594752	7009152	594659	7009078	118.00	120.00	2.00	53	1.2	Dan	good	QSSH	CLMSH	str		s	m	w		tr	perv sil qtz ser schist, minor ox chl schist		WHI18000672	3	<0.1
LSTR-18-07	1316965	594753	7009153	594659	7009078	120.00	122.00	2.00	53	1.4	Dan	good	CLMSH	QSSH	str		w	s	w			strongly oxidzed chl mica schist, minor sil qtz ser schist		WHI18000672	5	<0.1
LSTR-18-07	1316966	594755	7009154	594659	7009078	122.00	124.00	2.00	57	1.4	Dan	good	CLMSH		vn		w	m	w		0.5	ox chl mica schist, 15% ox qtz vein (translucent, vitreous, orange)		WHI18000672	12	0.1
LSTR-18-07	1316967	594757	7009155	594659	7009078	124.00	126.00	2.00	57	1.3	Dan	good	CLMSH		str		w	m	w		tr	ox chl mica schist, minor qtz stringers		WHI18000672	4	0.1
LSTR-18-07	1316968	594758	7009157	594659	7009078	126.00	128.00	2.00	49	1.2	Dan	good	CLMSH					m	w			ox chl mica schist		WHI18000672	4	<0.1
LSTR-18-07	1316969	594760	7009158	594659	7009078	128.00	130.00	2.00	49	1.3	Dan	good	CLMSH	QSSH				m	w			ox chl mica schist, minor qtz sericite schist		WHI18000672	3	0.1
LSTR-18-07	1316970	594761	7009159	594659	7009078	130.00	132.00	2.00	48	1.3	Dan	mod	CLMSH	SSH				m	w			ox mica/ser schist		WHI18000672	12	0.2
LSTR-18-07	1316971	594763	7009161	594659	7009078	132.00	134.00	2.00	45	1.2	Dan	mod	SSH					m				ox mica/ser schist		WHI18000672	6	0.1
LSTR-18-07	1316972	594764	7009162	594659	7009078	134.00	136.00	2.00	45	1.2	Dan	mod	SSH					m				ox mica/ser schist, trace ox QV		WHI18000672	4	0.1
LSTR-18-07	1316973	594766	7009163	594659	7009078	136.00	138.00	2.00	45	1.2	Dan	mod	SSH					m				ox mica/ser schist, trace ox QV		WHI18000672	15	0.2
LSTR-18-07	1316974	594767	7009165	594659	7009078	138.00	140.00	2.00	45	1.0	Dan	mod	SSH		str			m				very ox mica schist w minor qtz stringers		WHI18000672	5	0.2
LSTR-18-07	1316975			594659	7009078						Dan											STANDARD - CDN-CGS-7		WHI18000672	969	3.3
LSTR-18-07	1316976	594768	7009166	594659	7009078	140.00	142.00	2.00	45	1.2	Dan	mod	SSH	QSSH				m				ox qtz ser schist or just sericite schist		WHI18000672	10	<0.1
LSTR-18-07	1316977	594770	7009168	594659	7009078	142.00	144.00	2.00	45	1.2	Dan	mod	QSSH					s				ox qtz sericite schist		WHI18000672	6	0.1
LSTR-18-07	1316978	594771	7009169	594659	7009078	144.00	146.00	2.00	45	1.2	Dan	mod	QSSH					m				ox qtz sericite schist, trace qtz stringers		WHI18000672	14	0.2
LSTR-18-07	1316979	594773	7009171	594659	7009078	146.00	148.00	2.00	45	1.1	Dan	mod	QSSH					m				ox qtz sericite schist, trace qtz stringers		WHI18000672	7	0.1
LSTR-18-07	1316980	594774	7009172	594659	7009078	148.00	150.00	2.00	48	1.2	Dan	mod	QSSH		str			s			0.5	ox qtz sericite schist, trace qtz stringers		WHI18000672	7	0.3
LSTR-18-07	1316981	594776	7009173	594659	7009078	150.00	152.00	2.00	52	1.3	Dan	mod	QSSH					m				ox qtz sericite schist, trace qtz stringers		WHI18000672	7	0.3
LSTR-18-07	1316982	594777	7009174	594659	7009078	152.00	154.00	2.00	52	1.1	Dan	mod	QSSH	SSH			w	m				qtz ser schist grading to ser schist		WHI18000672	4	0.2
LSTR-18-07	1316983	594779	7009176	594659	7009078	154.00	156.00	2.00	52	1.0	Dan	mod	QSSH				w	m				qtz ser schist grading to ser schist		WHI18000672	7	0.2
LSTR-18-07	1316984	594780	7009177	594659	7009078	156.00	158.00	2.00	52	1.0	Dan	mod	QSSH				w	m				ox qtz sericite schist		WHI18000672	5	0.2
LSTR-18-07	1316985	594782	7009178	594659	7009078	158.00	160.00	2.00	52	1.1	Dan	mod	QSSH				w	m				ox qtz sericite schist		WHI18000672	4	0.2
LSTR-18-07	1316986	594784	7009179	594659	7009078	160.00	162.00	2.00	52	1.1	Dan	mod	QSSH				w	m				ox qtz sericite schist		WHI18000672	5	0.2
LSTR-18-07	1316987	594785	7009181	594659	7009078	162.00	164.00	2.00	52	1.2	Dan	mod	QSSH		vn		w	m				ox qtz sericite schist with 25% ox vitreous QV		WHI18000672	4	0.2
LSTR-18-07	1316988	594787	7009182	594659	7009078	164.00	166.00	2.00	52	1.2	Dan	mod	QSSH		vn		w	m				ox qtz sericite schist with 10% ox vitreous QV		WHI18000672	5	0.2
LSTR-18-08	1317501	594783	7008995	594782	7008994	0.00	2.00	2.00	57	1.2	Dan	good	QSSH					w				plain qtz sericite schist grading to sericite schist		WHI18000808	4	<0.1
LSTR-18-08	1317502	594785	7008996	594782	7008994	2.00	4.00	2.00	57	1.1	Dan	good	QSSH					w				plain qtz sericite schist grading to sericite schist, less schistose		WHI18000808	3	0.2

Trench ID	Sample ID	Sample Easting	Sample Northing	Trch Start Easting	Trch Start Northing	From (m)	To (m)	Length (m)	Azi-muth	Depth (m)	Logged by	Compe-tancy	Primary Lithology	Second Lithology	Vein-ing	Alteration (w, m, s)					Py %	Description	Notes	Certificate	Au (ppb)	Ag (ppm)
																Carb	Sil	Ox	Chl	Bleach						
LSTR-18-08	1317503	594786	7008997	594782	7008994	4.00	6.00	2.00	50	0.9	Dan	good	SSH					w				grey schist, minor vitreous vn material		WHI18000808	3	<0.1
LSTR-18-08	1317504	594788	7008998	594782	7008994	6.00	8.00	2.00	50	1.0	Dan	good	SSH					w		w		grey schist, minor bleached rock		WHI18000808	7	0.2
LSTR-18-08	1317505	594789	7008999	594782	7008994	8.00	10.00	2.00	50	1.0	Dan	good	SSH					w		w		grey schist, minor bleached rock		WHI18000808	4	0.2
LSTR-18-08	1317506	594791	7009001	594782	7008994	10.00	12.00	2.00	40	1.0	Dan	good	SSH	QTT			m	w				sil schist, grading to qtzite		WHI18000808	5	0.1
LSTR-18-08	1317507	594792	7009002	594782	7008994	12.00	14.00	2.00	40	1.2	Dan	good	SSH				w	w				blocky ser schist, minor lim fx		WHI18000808	18	0.1
LSTR-18-08	1317508	594793	7009004	594782	7008994	14.00	16.00	2.00	56	1.1	Dan	mod	SSH				w	m				sericite schist, more oxidized		WHI18000808	22	<0.1
LSTR-18-08	1317509	594795	7009005	594782	7008994	16.00	18.00	2.00	52	1.2	Dan	good	SSH					m				sericite schist, more oxidized		WHI18000808	8	<0.1
LSTR-18-08	1317510	594796	7009006	594782	7008994	18.00	20.00	2.00	45	1.0	Dan	good	SSH					m				rusty schist		WHI18000808	6	<0.1
LSTR-18-08	1317511	594798	7009008	594782	7008994	20.00	22.00	2.00	45	1.0	Dan	good	SSH					m				rusty schist		WHI18000808	6	<0.1
LSTR-18-08	1317512	594799	7009009	594782	7008994	22.00	24.00	2.00	45	1.0	Dan	good	SSH					m				rusty schist		WHI18000808	8	<0.1
LSTR-18-08	1317513	594801	7009010	594782	7008994	24.00	26.00	2.00	45	1.0	Dan	good	SSH					m		w		rusty schist, minor bleaching at end		WHI18000808	7	0.2
LSTR-18-08	1317514	594802	7009012	594782	7008994	26.00	28.00	2.00	45	1.0	Dan	good	SSH					m				very rusty schist		WHI18000808	10	0.2
LSTR-18-08	1317515	594804	7009013	594782	7008994	28.00	30.00	2.00	45	1.2	Dan	good	SSH					s				very rusty schist		WHI18000808	9	0.3
LSTR-18-08	1317516	594805	7009015	594782	7008994	30.00	32.00	2.00	44	1.0	Dan	good	SSH	QSSH			w	s				ox sil ser schist, qtz ser schist		WHI18000808	119	0.2
LSTR-18-08	1317517	594806	7009016	594782	7008994	32.00	34.00	2.00	44	1.2	Dan	good	QSSH				m	m				ox qtz ser schist		WHI18000808	18	0.1
LSTR-18-08	1317518	594808	7009018	594782	7008994	34.00	36.00	2.00	44	1.2	Dan	good	QSSH				m	m		w		ox qtz ser schist, minor bleaching		WHI18000808	6	0.2
LSTR-18-08	1317519	594809	7009019	594782	7008994	36.00	38.00	2.00	50	1.1	Dan	good	QSSH	SSH			w	s				ox qtz ser schist grading to ser schist		WHI18000808	6	0.1
LSTR-18-08	1317520	594811	7009020	594782	7008994	38.00	40.00	2.00	50	1.0	Dan	good	QSSH	SSH			w	m				ox qtz ser schist with limonitic fractures		WHI18000808	12	0.1
LSTR-18-08	1317521	594812	7009021	594782	7008994	40.00	42.00	2.00	50	1.0	Dan	good	QSSH	SSH			m	s		w		ox qtz ser schist w 15% bleached very hard rock with MnO	rep	WHI18000808	7	0.1
LSTR-18-08	1317522	594814	7009023	594782	7008994	42.00	44.00	2.00	47	0.8	Dan	good	QSSH	SSH			m	m				ox qtz ser schist w lim fx		WHI18000808	3	0.1
LSTR-18-08	1317523	594815	7009024	594782	7008994	44.00	46.00	2.00	47	1.1	Dan	good	QSSH				m	m				ox qtz ser schist		WHI18000808	5	<0.1
LSTR-18-08	1317524	594817	7009026	594782	7008994	46.00	48.00	2.00	46	1.5	Dan	good	QSSH				m	m				ox qtz ser schist		WHI18000808	7	<0.1
LSTR-18-08	1317525			594782	7008994						Dan											STANDARD - CDN-CM-25		WHI18000808	229	0.7
LSTR-18-08	1317526	594818	7009027	594782	7008994	48.00	50.00	2.00	46	1.8	Dan	good	QSSH		str		w	m				ox qtz ser schist, minor rusty qtz vein 1.5cm		WHI18000808	11	0.1
LSTR-18-08	1317527	594819	7009028	594782	7008994	50.00	52.00	2.00	42	1.7	Dan	good	QSSH				w	m		w		ox qtz ser schist, some bleached rock		WHI18000808	4	<0.1
LSTR-18-08	1317528	594821	7009030	594782	7008994	52.00	54.00	2.00	42	1.5	Dan	good	QSSH	QTT			m	m				ox qtz ser schist grading to qtzite		WHI18000808	4	0.1
LSTR-18-08	1317529	594822	7009031	594782	7008994	54.00	56.00	2.00	50	1.2	Dan	mod	QSSH				w	w				ox weak sil qtz ser schist		WHI18000808	6	<0.1
LSTR-18-08	1317530	594824	7009033	594782	7008994	56.00	58.00	2.00	50	1.1	Dan	good	QSSH				m	w				sil qtz ser schist		WHI18000808	4	0.1
LSTR-18-08	1317531	594825	7009034	594782	7008994	58.00	60.00	2.00	45	1.1	Dan	mod	QSSH				w	m				weakly silicified and oxidized qtz sericite schist		WHI18000808	7	<0.1
LSTR-18-08	1317532	594827	7009035	594782	7008994	60.00	62.00	2.00	45	1.1	Dan	mod	QSSH				w	m				weakly silicified and oxidized qtz sericite schist		WHI18000808	6	<0.1
LSTR-18-08	1317533	594828	7009037	594782	7008994	62.00	64.00	2.00	45	1.1	Dan	mod	QSSH		str		w	m				weakly silicified and oxidized qtz sericite schist, minor rusty qtz stringers		WHI18000808	5	0.2
LSTR-18-08	1317534	594829	7009038	594782	7008994	64.00	66.00	2.00	45	1.1	Dan	mod	QSSH		str		w	m				weakly silicified and oxidized qtz sericite schist, minor rusty qtz stringers		WHI18000808	12	0.2
LSTR-18-08	1317535	594831	7009040	594782	7008994	66.00	68.00	2.00	45	1.1	Dan	mod	QSSH		str		w	m				weakly silicified and oxidized qtz sericite schist, minor rusty qtz stringers		WHI18000808	6	0.1
LSTR-18-09	1317551	594864	7009255	594863	7009254	0.00	2.00	2.00	47	1.2	Dan	good	QSSH					m			tr	qtz ser schist, strong ox at start, mod at end, tr lim py		WHI18000809	3	0.2
LSTR-18-09	1317552	594865	7009256	594863	7009254	2.00	4.00	2.00	47	1.1	Dan	good	QSSH		str			m			tr	qtz ser schist, minor qtz str		WHI18000809	3	<0.1
LSTR-18-09	1317553	594867	7009257	594863	7009254	4.00	6.00	2.00	47	1.2	Dan	good	QSSH					w				qtz ser schist		WHI18000809	2	<0.1
LSTR-18-09	1317554	594868	7009259	594863	7009254	6.00	8.00	2.00	47	1.4	Dan	good	QSSH		str			w				qtz ser schist		WHI18000809	4	<0.1
LSTR-18-09	1317555	594870	7009260	594863	7009254	8.00	10.00	2.00	47	1.3	Dan	mod	QSSH		str			w			tr	qtz ser schist w 15% rusty and fresh qtz strings, minor lim py		WHI18000809	4	0.1
LSTR-18-09	1317556	594871	7009262	594863	7009254	10.00	12.00	2.00	47	1.7	Dan	mod	QSSH		str			m				qtz ser schist w 5% rusty and fresh qtz strings, minor lim py		WHI18000809	4	0.2
LSTR-18-09	1317557	594873	7009263	594863	7009254	12.00	14.00	2.00	47	1.8	Dan	good	QSSH					m				partially ox qtz ser schist		WHI18000809	3	0.1
LSTR-18-09	1317558	594874	7009264	594863	7009254	14.00	16.00	2.00	43	1.6	Dan	good	QSSH					m				partially ox qtz ser schist		WHI18000809	4	0.1
LSTR-18-09	1317559	594875	7009266	594863	7009254	16.00	18.00	2.00	43	1.5	Dan	good	QSSH	SSH	str			s			tr	well ox ser schist or qtz ser schist, minor sil		WHI18000809	4	0.1
LSTR-18-09	1317560	594877	7009267	594863	7009254	18.00	20.00	2.00	43	1.6	Dan	good	SSH		str		w	m			tr	weak sil ser schist, trace qtz stringers		WHI18000809	5	0.1
LSTR-18-09	1317561	594878	7009269	594863	7009254	20.00	22.00	2.00	43	1.5	Dan	good	QSSH		str		w	m			tr	weak sil ser schist, 5-10% rusty qtz stringers		WHI18000809	4	0.2
LSTR-18-09	1317562	594879	7009270	594863	7009254	22.00	24.00	2.00	47	1.5	Dan	good	SHH		str			m			tr	ox ser schist, rusty qtz stringers, lim py, MnO		WHI18000809	3	0.1
LSTR-18-09	1317563	594881	7009271	594863	7009254	24.00	26.00	2.00	47	1.6	Dan	good	SHH					m		w	tr	blocky well ox ser schist, minor bleaching. Gets more cherty or silicious, somewhat of a lithology change		WHI18000809	5	0.1
LSTR-18-09	1317564	594882	7009273	594863	7009254	26.00	28.00	2.00	49	1.6	Dan	good	SHH				w	m				blocky ser schist, cherty look		WHI18000809	5	0.2
LSTR-18-09	1317565	594884	7009274	594863	7009254	28.00	30.00	2.00	49	1.6	Dan	good	SHH				w	m				ox sil ser schist, blocky		WHI18000809	4	0.2
LSTR-18-09	1317566	594885	7009275	594863	7009254	30.00	32.00	2.00	48	1.7	Dan	good	SHH		str		w	m		w	0.5	rusty ser schist w minor qtz str (white and rusty), some vitreous qtz. Lim py in weak bleach zone		WHI18000809	6	0.4
LSTR-18-09	1317567	594887	7009277	594863	7009254	32.00	34.00	2.00	48	1.6	Dan	good	SHH		str		w	m		w	0.5	rusty ser schist w minor qtz str (white and rusty), some vitreous qtz. Lim py in weak bleach zone		WHI18000809	10	0.4
LSTR-18-09	1317568	594888	7009278	594863	7009254	34.00	36.00	2.00	48	1.5	Dan	good	SHH		str		w	s			0.5	very oxidized ser schist , minor sil. Rusty qtz str <1cm and py voids		WHI18000809	7	0.4
LSTR-18-09	1317569	594890	7009279	594863	7009254	36.00	38.00	2.00	48	1.5	Dan	good	SHH	QTT			m	s			tr	ox ser schist and very sil ser schist or possibly quartzite, very competent		WHI18000809	5	0.3
LSTR-18-09	1317570			594863	7009254						Dan											STANDARD - CDN-CGS-7		WHI18000809	1019	3.2
LSTR-18-09	1317571	594891	7009281	594863	7009254	38.00	40.00	2.00	48	1.4	Dan	good	SHH	QTT	str		w	s			tr	ox ser schist and completely oxidized cherty seds (50%), quartzite?		WHI18000809	5	0.5
LSTR-18-09	1317572	594893	7009282	594863	7009254	40.00	42.00	2.00	48	1.4	Dan	good	SHH	QTT	vn		w	s			0.5	very ox ser schist w sulfurous qtz vein up to 3cm (10%). Litho change at end to blk weathered mica schist	rep	WHI18000809	4	0.4
LSTR-18-09	1317573	594894	7009283	594863	7009254	42.00	44.00	2.00	50	1.6	Dan	good	SHH	QV, QTT	vn		w	s			0.5	blck weathered ox ser schist and 25% white qtz boulders with rusty vugs, orange ox qtzite	rep	WHI18000809	3	0.2
LSTR-18-09	1317574	594896	7009285	594863	7009254	44.00	46.00	2.00	50	1.5	Dan	good	SHH	QV, QTT	vn		m	m			tr	blck weathered ox ser schist and 25% white qtz boulders with rusty vugs, orange ox qtzite. White qtz has trace malachite in vug	rep	WHI18000809	3	0.7
LSTR-18-09	1317575	594897	7009286	594863	7009254	46.00	48.00	2.00	55	1.4	Dan	good	QTT	QV	vn		m	m			1	out of black weathering, orange qtzite and qtz vn w 1% py voids		WHI18000809	5	0.3
LSTR-18-09	1317576	594899	7009287	594863	7009254	48.00	50.00	2.00	55	1.6	Dan	good	QTT	SSH	vn?		w	m			tr	orange qtzite, 30cm white powder decomposed qtz vn, grading to darker ser schist		WHI18000809	2	0.2
LSTR-18-09	1317577	594901	7009288	594863	7009254	50.00	52.00	2.00	55	1.6	Dan	good	QTT	SSH			m	m				orange qtzite, small amount of ser schist at start		WHI18000809	2	0.2
LSTR-18-09	1317578	594902	7009289	594863	7009254	52.00	54.00	2.00	58	1.5	Dan	mod	QTT				m	m				orange qtzite, some decomposed schist at end, blk MnO		WHI18000809	4	0.2
LSTR-18-10	1317601	594926	7009271	594925	7009270	0.00	2.00	2.00	50	1.2	Ethan	good	QSSH	OG?				w				weakly oxidized qtz sericite schist, grading to gneiss?		WHI18000810	6	0.2
LSTR-18-10	1317602	594927	7009272	594925	7009270	2.00	4.00	2.00	50	1.4	Ethan	good	QSSH					m			tr	weak to mod ox schist, trace lim py		WHI18000810	6	0.1
LSTR-18-10	1317603	594929	7009273	594925	7009270	4.00	6.00	2.00	50	1.5	Ethan	poor	QSSH					w			tr	mostly soil, poor recovery		WHI18000810	5	0.3
LSTR-18-10	1317604	594930	7009275	594925	7009270	6.00	8.00	2.00	47	1.4	Ethan	poor	QSSH									mostly soil, poor recovery		WHI18000810	13	0.7
LSTR-18-10	1317605	594932	7009276	594925	7009270	8.00	10.00	2.00	47	1.4	Ethan	good	QSSH	OG				m			tr	more mafic gneiss?		WHI18000810	4	0.3
LSTR-18-10	1317606	594933	7009277	594925	7009270	10.00	12.00	2.00	47	1.2	Ethan	good	QSSH	OG				m			tr	more mafic gneiss?		WHI18000810	4	0.3
LSTR-18-10	1317607	594935	7009279	594925	7009270	12.00	14.00	2.00	50	1.3	Ethan	good	QSSH	OG				w			tr	weak ox hem altered schist or mafic gneiss		WHI18000810	4	0.3
LSTR-18-10	1317608	594936	7009280	594925	7009270	14.00	16.00	2.00	50	1.3	Ethan	good	QSSH	OG				w				gneiss first 30cm , into schist, minor qtz		WHI18000810	7	0.4
LSTR-18-10	1317609	594938	7009281	594925	7009270	16.00	18.00	2.00	50	1.2	Ethan	good	QSSH					w			1	classic looking schist, lim py		WHI18000810	7	0.3
LSTR-18-10	1317610	594939	7009282	594925	7009270	18.00	20.00	2.00	55	1.3	Ethan	good	QSSH		str			m			tr	stringers of qtz in schist		WHI18000810	6	0.4
LSTR-18-10	1317611	594941	7009284	594925	7009270	20.00	22.00	2.00	55	1.4	Ethan	mod	QSSH					w				qtz sericite schist, less sericite than above, greenish-grey colour		WHI18000810	15	0.6
LSTR-18-10	1317612	594943	7009285	594925	7009270	22.00	24.00	2.00	55	1.4	Ethan	mod	chert									very fine grained grey chert? Quartzite?		WHI18000810	6	0.4
LSTR-18-10	1317613	594944	7009286	594925	7009270	24.00	26.00	2.00	59	1.4	Ethan	good	chert		str			w				very fine grained grey chert? Quartzite? Grey to black colour		WHI18000810	5	0.3

Trench ID	Sample ID	Sample Easting	Sample Northing	Trch Start Easting	Trch Start Northing	From (m)	To (m)	Length (m)	Azi-muth	Depth (m)	Logged by	Compe-tancy	Primary Lithology	Second Lithology	Vein-ing	Alteration (w, m, s)					Py %	Description	Notes	Certificate	Au (ppb)	Ag (ppm)
																Carb	Sil	Ox	Chl	Bleach						
LSTR-18-10	1317614	594946	7009287	594925	7009270	26.00	28.00	2.00	50	1.4	Ethan	poor	chert	QSSH						w		strongly weathered schist (bleached) and soil, some chert		WHI18000810	6	0.2
LSTR-18-10	1317615	594948	7009288	594925	7009270	28.00	30.00	2.00	50	1.5	Ethan	mod	chert	QSSH				w				strongly weathered schist (bleached) and soil, some chert, reddish colour		WHI18000810	14	0.4
LSTR-18-10	1317616	594949	7009289	594925	7009270	30.00	32.00	2.00	52	1.3	Ethan	good	QSSH		vn			w			tr	qtz ser schist with 5% qtz veining w lim py		WHI18000810	2	0.4
LSTR-18-10	1317617	594951	7009291	594925	7009270	32.00	34.00	2.00	52	1.4	Ethan	mod	QCV	QSSH				w			2	quartz carbonate veining w lim py		WHI18000810	5	0.5
LSTR-18-10	1317618	594952	7009292	594925	7009270	34.00	36.00	2.00	52	1.2	Ethan	mod	QCV					w			1	quartz carbonate veining w lim py		WHI18000810	3	0.5
LSTR-18-10	1317619	594954	7009293	594925	7009270	36.00	38.00	2.00	50	1.3	Ethan	mod	QSSH		vn			m				strongly oxidized schist, qtz vein w lim py and mod ox		WHI18000810	4	1
LSTR-18-10	1317620	594955	7009294	594925	7009270	38.00	40.00	2.00	50	1.3	Ethan	good	QCV		vn			w			1	qtz-carb vein, light brown to white colour		WHI18000810	<2	0.2
LSTR-18-10	1317621	594957	7009296	594925	7009270	40.00	42.00	2.00	48	1.2	Ethan	good	QCV		vn			w			1	qtz-carb vein, light brown to white colour		WHI18000810	2	0.1
LSTR-18-10	1317622	594958	7009297	594925	7009270	42.00	44.00	2.00	48	1.3	Ethan	good	QCV		vn			w			tr	qtz-carb vein, light brown to white colour		WHI18000810	2	0.1
LSTR-18-10	1317623	594960	7009298	594925	7009270	44.00	46.00	2.00	48	1.3	Ethan	good	QCV		vn			w			1	qtz-carb vein, light brown to white colour, with blk amphibole or MnO?		WHI18000810	<2	0.1
LSTR-18-10	1317624	594961	7009300	594925	7009270	46.00	48.00	2.00	48	1.4	Ethan	good	QCV		vn			w			1	qtz-carb vein, light brown to white colour, muscovite flakes		WHI18000810	2	0.2
LSTR-18-10	1317625			594925	7009270						Ethan											STANDARD - CDN-CM-25		WHI18000810	225	0.7
LSTR-18-10	1317626	594963	7009301	594925	7009270	48.00	50.00	2.00	48	1.3	Ethan	good	QCV	QSSH	vn			m			tr	oxidized schist and qtz-carb vn		WHI18000810	3	0.4
LSTR-18-10	1317627	594964	7009302	594925	7009270	50.00	52.00	2.00	48	1.2	Ethan	good	QCV	QSSH	vn			m			tr	oxidized schist and qtz-carb vn		WHI18000810	<2	0.4
LSTR-18-10	1317628	594966	7009304	594925	7009270	52.00	54.00	2.00	48	1.3	Ethan	good	QCV	QSSH	vn			m			tr	oxidized schist and qtz-carb vn with blk MnO		WHI18000810	5	0.4
LSTR-18-10	1317629	594967	7009305	594925	7009270	54.00	56.00	2.00	45	1.4	Ethan	good	QCV		vn			m			1	ox qtz-carb vein with amphibole? And mica		WHI18000810	2	0.4
LSTR-18-10	1317630	594969	7009307	594925	7009270	56.00	58.00	2.00	45	1.3	Ethan	good	QCV		vn			m			tr	ox qtz-carb vein with amphibole? And mica		WHI18000810	2	0.3
LSTR-18-10	1317631	594970	7009308	594925	7009270	58.00	60.00	2.00	45	1.5	Ethan	good	QCV		vn			m			1	ox qtz-carb vein with amphibole? And mica		WHI18000810	3	0.2
LSTR-18-10	1317632	594971	7009309	594925	7009270	60.00	62.00	2.00	45	1.5	Ethan	good	QCV		vn			s			tr	strong ox qtz w lim py and mix of fresh qtz. Looks good		WHI18000810	3	0.6
LSTR-18-10	1317633	594973	7009311	594925	7009270	62.00	64.00	2.00	45	1.5	Ethan	good	QV		vn							fresh qtz		WHI18000810	<2	0.2
LSTR-18-10	1317634	594974	7009312	594925	7009270	64.00	66.00	2.00	45	1.5	Ethan	good	QV		vn							fresh qtz		WHI18000810	<2	0.2
LSTR-18-10	1317635	594976	7009314	594925	7009270	66.00	68.00	2.00	50	1.4	Ethan	mod	QV		vn			m			tr	qtz w ox staining, sample contains some soil		WHI18000810	<2	0.3
LSTR-18-10	1317636	594977	7009315	594925	7009270	68.00	70.00	2.00	50	1.4	Ethan	mod	QV		vn			m			tr	qtz w ox staining, sample contains some soil		WHI18000810	2	0.3
LSTR-18-10	1317637	594979	7009316	594925	7009270	70.00	72.00	2.00	50	1.4	Ethan	good	QV		vn			s				mix of fresh qtz and strongly oxidized qtz		WHI18000810	<2	0.9
LSTR-18-10	1317638	594980	7009317	594925	7009270	72.00	74.00	2.00	50	1.3	Ethan	mod	QV		vn			m			tr	qtz w lim alteration and oxidation. Sample has some soil		WHI18000810	<2	1.2
LSTR-18-10	1317639	594982	7009319	594925	7009270	74.00	76.00	2.00	45	1.4	Ethan	mod	QV		vn			m				qtz w lim alteration and oxidation. Sample has some soil		WHI18000810	2	1
LSTR-18-10	1317640	594983	7009320	594925	7009270	76.00	78.00	2.00	45	1.3	Ethan	mod	QSSH		vn			m				qtz ser schist with areas of lim qtz and other areas of strong ox zones		WHI18000810	3	0.6
LSTR-18-10	1317641	594985	7009322	594925	7009270	78.00	80.00	2.00	45	0.7	Ethan	poor	QV		vn			l				shallow depth due to cave in. mainly soils, light brown colour, with 15% rock chips		WHI18000810	8	1.8
LSTR-18-10	1317642	594986	7009323	594925	7009270	80.00	82.00	2.00	45	1.4	Ethan	mod	OG?	QV	vn			l				qtz pieces contain lim alt, main litho fine-grained OG containing mica		WHI18000810	5	0.4
LSTR-18-10	1317643	594987	7009324	594925	7009270	82.00	84.00	2.00	45	1.3	Ethan	poor	QV		vn							soil sample of broken down qtz and schist. Sample is mainly soil, light brown		WHI18000810	3	2.2
LSTR-18-10	1317644	594989	7009326	594925	7009270	84.00	86.00	2.00	50	1.5	Ethan	poor	QV		vn							soil sample of broken down qtz and schist. Sample is mainly soil, light brown		WHI18000810	3	1.2
LSTR-18-10	1317645	594990	7009327	594925	7009270	86.00	88.00	2.00	50	1.5	Ethan	mod	QV		vn							A white and light brown soil and qtz with lim alt		WHI18000810	2	0.5
LSTR-18-10	1317646	594992	7009328	594925	7009270	88.00	90.00	2.00	50	1.0	Ethan	mod	QV		vn			l			tr	qtz with lim and ox alt, shallow due to cave in		WHI18000810	<2	0.3
LSTR-18-10	1317647	594993	7009330	594925	7009270	90.00	92.00	2.00	42	1.4	Ethan	poor	QV		vn			s				brown soil with strongly ox/lim alt unknown unit, unable to ID		WHI18000810	8	3.1
LSTR-18-10	1317648	594995	7009331	594925	7009270	92.00	94.00	2.00	42	1.4	Ethan	mod	?					s				brown soil with strongly ox/lim alt unknown unit, unable to ID		WHI18000810	5	1.3
LSTR-18-10	1317649	594996	7009333	594925	7009270	94.00	96.00	2.00	42	1.3	Ethan	poor	soil					s				white qtz rich soil and brown/orange ox soil, (unknown strongly ox alt rock, minor) contains spec hem		WHI18000810	9	2.4
LSTR-18-10	1317650			594925	7009270						Ethan											STANDARD - CDN-CM-25		WHI18000810	238	0.7
LSTR-18-10	1317651	594997	7009334	594925	7009270	96.00	98.00	2.00	45	1.3	Ethan	poor	soil					s				strong ox soil, brown/black/orange/red colours (unknown strongly ox alt rock, minor)		WHI18000810	10	4
LSTR-18-10	1317652	594999	7009336	594925	7009270	98.00	100.00	2.00	45	1.2	Ethan	poor	soil					s				strong ox soil, brown/black/orange/red colours (unknown strongly ox alt rock, minor)		WHI18000810	9	3.3
LSTR-18-10	1317653	595000	7009337	594925	7009270	100.00	102.00	2.00	45	1.4	Ethan	poor	soil					l				brown soil 5% rock chips		WHI18000810	10	2.4
LSTR-18-10	1317654	595002	7009338	594925	7009270	102.00	104.00	2.00	45	1.4	Ethan	poor	soil					l				brown soil 5% rock chips		WHI18000810	14	1.6
LSTR-18-10	1317655	595003	7009340	594925	7009270	104.00	106.00	2.00	50	1.6	Ethan	poor	soil					l				brown soil 5% rock chips		WHI18000810	13	1.4
LSTR-18-10	1317656	595005	7009341	594925	7009270	106.00	108.00	2.00	52	1.5	Ethan	poor	soil					m				brown orange soil		WHI18000810	5	0.4
LSTR-18-10	1317657	595006	7009342	594925	7009270	108.00	110.00	2.00	52	1.5	Ethan	poor	soil					m				brown orange soil		WHI18000810	4	0.3
LSTR-18-10	1317658	595008	7009344	594925	7009270	110.00	112.00	2.00	52	1.6	Ethan	poor	soil					m				brown orange soil		WHI18000810	5	0.3
LSTR-18-10	1317659	595009	7009345	594925	7009270	112.00	114.00	2.00	45	1.6	Ethan	poor	soil					m				brown orange black soil		WHI18000810	4	0.5
LSTR-18-10	1317660	595011	7009346	594925	7009270	114.00	116.00	2.00	45	1.5	Ethan	poor	soil					m				brown orange black soil		WHI18000810	5	0.6
LSTR-18-10	1317661	595012	7009348	594925	7009270	116.00	118.00	2.00	50	1.7	Ethan	poor	soil					m				brown orange black soil		WHI18000810	9	0.4
LSTR-18-10	1317662	595014	7009349	594925	7009270	118.00	120.00	2.00	50	1.6	Ethan	poor	soil					m				brown orange black soil		WHI18000810	12	0.5
LSTR-18-10	1317663	595015	7009350	594925	7009270	120.00	122.00	2.00	45	1.1	Ethan	poor	QSH					m			tr	brown orange soil and qtz rich sh		WHI18000810	4	0.3
LSTR-18-10	1317664	595017	7009352	594925	7009270	122.00	124.00	2.00	45	0.9	Ethan	mod	QSSH					m				moderate ox qtz ser sh		WHI18000810	5	0.2
LSTR-18-10	1317665	595018	7009353	594925	7009270	124.00	126.00	2.00	45	1.2	Ethan	mod	QSSH	SIL OG	QV			m				moderate ox qtz ser sh and a sil OG		WHI18000810	3	0.3
LSTR-18-10	1317666	595020	7009354	594925	7009270	126.00	128.00	2.00	48	1.2	Ethan	mod	QSSH	SIL OG				m				moderate ox qtz ser sh and a sil OG		WHI18000810	7	0.6
LSTR-18-10	1317667	595021	7009356	594925	7009270	128.00	130.00	2.00	48	1.2	Ethan	good	SIL OG	QSSH				m			tr	SIL OG		WHI18000810	4	0.3
LSTR-18-10	1317668	595023	7009357	594925	7009270	130.00	132.00	2.00	50	0.9	Ethan	good	QSSH					m				moderate ox qtz ser sh		WHI18000810	3	0.1
LSTR-18-10	1317669	595024	7009358	594925	7009270	132.00	134.00	2.00	50	0.7	Ethan	good	QSSH	SIL OG				m				moderate ox qtz ser sh and a sil OG		WHI18000810	4	0.2
LSTR-18-10	1317670	595026	7009360	594925	7009270	134.00	136.00	2.00	55	0.8	Ethan	mod	QSSH					l				low ox qtz ser sh		WHI18000810	3	0.2
LSTR-18-10	1317671	595027	7009361	594925	7009270	136.00	138.00	2.00	55	0.8	Ethan	good	QSSH					m				moderate ox qtz ser sh		WHI18000810	4	<0.1
LSTR-18-10	1317672	595029	7009362	594925	7009270	138.00	140.00	2.00	58	0.7	Ethan	good	QSSH					m				moderate ox qtz ser sh		WHI18000810	2	0.1
LSTR-18-10	1317673	595031	7009363	594925	7009270	140.00	142.00	2.00	58	0.7	Ethan	good	QSSH	SIL OG				m			tr	low qtz ser sh and lim sil OG		WHI18000810	<2	0.1
LSTR-18-10	1317674	595032	7009364	594925	7009270	142.00	144.00	2.00	58	0.8	Ethan	good	QSSH		QV			m			tr	qtz vein with lim and ox alt		WHI18000810	2	<0.1
LSTR-18-10	1317675			594925	7009270						Ethan											STANDARD - CDN-CM-25		WHI18000810	275	0.6
LSTR-18-10	1317676	595034	7009365	594925	7009270	144.00	146.00	2.00	55	0.7	Ethan	good	QV		vn			m			tr	qtz vein with lim and ox alt		WHI18000810	<2	0.1
LSTR-18-10	1317677	595036	7009366	594925	7009270	146.00	148.00	2.00	55	0.7	Ethan	good	QV		vn			m				qtz vein with lim and ox alt		WHI18000810	<2	<0.1
LSTR-18-10	1317678	595037	7009367	594925	7009270	148.00	150.00	2.00	50	0.7	Ethan	good	QV		vn			s				qtz vein with lim and ox alt		WHI18000810	<2	<0.1
LSTR-18-10	1317679	595039	7009369	594925	7009270	150.00	152.00	2.00	50	0.7	Ethan	good	QV		vn			s			tr	qtz vein with lim and ox alt		WHI18000810	<2	<0.1
LSTR-18-10	1317680	595040	7009370	594925	7009270	152.00	154.00	2.00	50	0.7	Ethan	mod	QV		vn			m				qtz vein with lim and ox alt		WHI18000810	<2	<0.1
LSTR-18-10	1317681	595042	7009371	594925	7009270	154.00	156.00	2.00	45	0.8	Ethan	poor	QV		vn			l				qtz vein with lim and ox alt with light grey soil		WHI18000810	4	0.1
LSTR-18-10	1317682	595043	7009373	594925	7009270	156.00	158.00	2.00	45	0.7	Ethan	poor	QV		vn			l				qtz vein with lim and ox alt with light grey soil		WHI18000810	3	0.2
LSTR-18-10	1317683	595045	7009374	594925	7009270	158.00	160.00	2.00	45	0.7	Ethan	poor	QV		vn			m				qtz vein with lim and ox alt with light grey soil		WHI18000810	2	0.1
LSTR-18-11	1317801	596421	7007074	596422	7007074	0.00	2.00	2.00	266	0.8	Clayton	good	QSSH				w	w			tr	quartz sericite schist, minor shear fabric with slicken slide surfaces		WHI18000812	9	0.5
LSTR-18-11	1317802	596419	7007074	596422	7007074	2.00	3.50	1.50	266	0.8	Clayton	good	QSSH				m	m			tr	quartz sericite schist, minor shear fabric with slicken slide surfaces		WHI18000812	13	0.5
LSTR-18-11	1317803	596417	7007074	596422	7007074	3.50	6.00	2.50	266	0.8	Clayton	good	OXF				s	s			tr	strongly sil and oxi sericite schist? strong manganese oxide throughout, faulted with well developed slicken slides		WHI18000812	14	0.4
LSTR-18-11	1317804	596415	7007074	596422	7007074	6.00	8.00	2.00	266	0.8	Clayton	good	OXF				s	s			tr	strongly sil and oxi sericite schist? strong manganese oxide throughout, faulted with well developed slicken slides		WHI18000812	12	0.4
LSTR-18-11	1317805	596413	7007073	596422	7007074	8.00	10.00	2.00	266	0.8	Clayton	good	OXF				s	s			tr	strongly sil and oxi sericite schist? strong manganese oxide throughout, faulted with well developed slicken slides		WHI18000812	18	0.2
LSTR-18-11	1317806	596411	7007073	596422	7007074	10.00	12.00	2.00	266	1.0	Clayton	good	OXF				s	s			tr	strongly sil and oxi sericite schist? strong manganese oxide throughout, faulted with well developed slicken slides		WHI18000812	9	0.1

Trench ID	Sample ID	Sample Easting	Sample Northing	Trch Start Easting	Trch Start Northing	From (m)	To (m)	Length (m)	Azi-muth	Depth (m)	Logged by	Compe-tancy	Primary Lithology	Second Lithology	Vein-ing	Alteration (w, m, s)					Py %	Description	Notes	Certificate	Au (ppb)	Ag (ppm)
																Carb	Sil	Ox	Chl	Bleach						
LSTR-18-11	1317807	596409	7007073	596422	7007074	12.00	14.00	2.00	266	1.3	Clayton	moderate	QMSH	QSSH			s	s			tr	quartz muscovite schist with localized strong sil and oxi zones (veining?),		WHI18000812	9	0.2
LSTR-18-11	1317808	596407	7007073	596422	7007074	14.00	16.00	2.00	266	1.3	Clayton	moderate	QMSH	QSSH			m	m				quartz muscovite schist with localized strong sil and oxi zones (veining?)		WHI18000812	9	0.1
LSTR-18-11	1317809	596405	7007073	596422	7007074	16.00	18.00	2.00	254	1.3	Clayton	moderate	QMSH				m	m				quartz muscovite schist with localized strong sil and oxi zones (veining?)		WHI18000812	7	0.2
LSTR-18-11	1317810	596403	7007072	596422	7007074	18.00	20.00	2.00	254	1.3	Clayton	moderate	QMSH				s	m			tr	quartz muscovite schist with localized strong sil and oxi zones (veining?) increase sil, darker grey blue quartz with pin head py diss'd)		WHI18000812	25	0.2
LSTR-18-11	1317811	596401	7007072	596422	7007074	20.00	22.00	2.00	254	1.5	Clayton	poor	QMSH				m	m				sil oxi quartz muscovite schist, patchy strong oxi and sil zones		WHI18000812	10	0.1
LSTR-18-11	1317812	596399	7007071	596422	7007074	22.00	24.00	2.00	269	1.5	Clayton	poor	QMSH				m	m				sil oxi quartz muscovite schist, patchy strong oxi and sil zones		WHI18000812	26	0.1
LSTR-18-11	1317813	596397	7007071	596422	7007074	24.00	26.00	2.00	269	1.8	Clayton	poor	QMSH				m	m				sil oxi quartz muscovite schist, patchy strong oxi and sil zones		WHI18000812	12	<0.1
LSTR-18-11	1317814	596395	7007071	596422	7007074	26.00	28.00	2.00	269	1.8	Clayton	poor	QMSH				m	m				sil oxi quartz muscovite schist, patchy strong oxi and sil zones		WHI18000812	22	0.1
LSTR-18-11	1317815	596393	7007071	596422	7007074	28.00	30.00	2.00	269	1.8	Clayton	poor	QMSH				m	m				sil oxi quartz muscovite schist, patchy strong oxi and sil zones		WHI18000812	13	0.1
LSTR-18-11	1317816	596391	7007071	596422	7007074	30.00	32.00	2.00	269	1.8	Clayton	poor	QMSH				m	m				sil oxi quartz muscovite schist, patchy strong oxi and sil zones		WHI18000812	22	0.2
LSTR-18-11	1317817	596389	7007071	596422	7007074	32.00	34.00	2.00	269	1.8	Clayton	very poor	QMSH				w	w				grey greasy muscovite schist with minor strong oxi and sil zones		WHI18000812	25	<0.1
LSTR-18-11	1317818	596387	7007071	596422	7007074	34.00	36.00	2.00	263	1.8	Clayton	very poor	QMSH				w	w				grey greasy muscovite schist with minor strong oxi and sil zones		WHI18000812	60	0.1
LSTR-18-11	1317819	596385	7007071	596422	7007074	36.00	38.00	2.00	263	1.8	Clayton	very poor	QMSH				w	w				grey greasy muscovite schist with minor strong oxi and sil zones		WHI18000812	42	<0.1
LSTR-18-11	1317820	596383	7007070	596422	7007074	38.00	40.00	2.00	263	1.8	Clayton	very poor	QMSH				w	w				grey greasy muscovite schist with minor strong oxi and sil zones		WHI18000812	14	<0.1
LSTR-18-11	1317821	596381	7007070	596422	7007074	40.00	42.00	2.00	263	1.8	Clayton	poor	QMSH				m	m				sil oxi quartz muscovite schist, patchy strong oxi and sil zones, sheared fabric with poor developed slicken slide surfaces, trench caved in so sampled from rock pile beside trench		WHI18000812	155	0.3
LSTR-18-11	1317822	596379	7007070	596422	7007074	42.00	44.00	2.00	263	1.8	Clayton	poor	QMSH				m	m				sil oxi quartz muscovite schist, patchy strong oxi and sil zones, sheared fabric with poor developed slicken slide surfaces, trench caved in so sampled from rock pile beside trench		WHI18000812	48	0.2
LSTR-18-11	1317823	596377	7007070	596422	7007074	44.00	46.00	2.00	263	1.8	Clayton	moderate	QSSH				s	s				quartz sericite schist, with grey fault gouge locally, strong oxi and sil		WHI18000812	13	0.1
LSTR-18-11	1317824	596375	7007069	596422	7007074	46.00	48.00	2.00	263	1.8	Clayton	moderate	QSSH				s	s				quartz sericite schist, with grey fault gouge locally, strong oxi and sil, 1 m zone of black gouge with rock fragments stained black		WHI18000812	77	0.5
LSTR-18-11	1317825			596422	7007074					1.8	Clayton											STANDARD - CDN-CGS-07		WHI18000812	978	4.4
LSTR-18-11	1317826			596422	7007074					1.8	Clayton											BLANK - CDN-BL-10		WHI18000812	9	0.1
LSTR-18-11	1317827	596373	7007069	596422	7007074	48.00	50.00	2.00	263	1.8	Clayton	moderate	QSSH				m	m				sil oxi quartz sericite schist, grey fault gouge		WHI18000812	32	0.2
LSTR-18-11	1317828	596371	7007069	596422	7007074	50.00	52.00	2.00	263	1.8	Clayton	good	QSSH	qv			s	s				strong sil oxi schist, 50% pure oxi quartz vein		WHI18000812	51	0.1
LSTR-18-11	1317829	596369	7007069	596422	7007074	52.00	54.00	2.00	263	1.8	Clayton	good	QSSH	qv			s	s				strong sil oxi schist, 50% pure oxi quartz vein		WHI18000812	156	0.4
LSTR-18-11	1317830	596368	7007068	596422	7007074	54.00	56.00	2.00	247	1.5	Clayton	good	qv				s	s				strong sil oxi schist, 50% pure oxi quartz vein, manganese stained fracs		WHI18000812	143	0.8
LSTR-18-11	1317831	596366	7007067	596422	7007074	56.00	58.00	2.00	247	1.0	Clayton	good	qv				m	m				strong sil oxi schist, 50% pure oxi quartz vein, manganese stained fracs		WHI18000812	127	0.3
LSTR-18-11	1317832	596364	7007067	596422	7007074	58.00	60.00	2.00	247	1.5	Clayton	moderate	QSSH				m	m				sil oxi quartz sericite schist, patchy strong sil and oxi zones		WHI18000812	79	0.1
LSTR-18-11	1317833	596362	7007066	596422	7007074	60.00	62.00	2.00	247	1.8	Clayton	poor	OG				m	m				coarse textured quartz feldspar orthogneiss		WHI18000812	16	<0.1
LSTR-18-11	1317834	596360	7007065	596422	7007074	62.00	64.00	2.00	247	1.8	Clayton	poor	OG				m	m				coarse textured quartz feldspar orthogneiss		WHI18000812	124	0.3
LSTR-18-11	1317835	596358	7007064	596422	7007074	64.00	66.00	2.00	247	1.8	Clayton	moderate	OG				m	m				coarse textured quartz feldspar orthogneiss		WHI18000812	116	0.2
LSTR-18-11	1317836	596356	7007064	596422	7007074	66.00	68.00	2.00	247	1.8	Clayton	moderate	OG				m	m				coarse textured quartz feldspar orthogneiss		WHI18000812	9	<0.1
LSTR-18-11	1317837	596355	7007063	596422	7007074	68.00	70.00	2.00	247	1.8	Clayton	moderate	OG				m	m				coarse textured quartz feldspar orthogneiss		WHI18000812	5	<0.1
LSTR-18-11	1317838	596353	7007062	596422	7007074	70.00	72.00	2.00	247	1.8	Clayton	moderate	OG				m	m				coarse textured quartz feldspar orthogneiss		WHI18000812	6	<0.1
LSTR-18-11	1317839	596351	7007061	596422	7007074	72.00	74.00	2.00	247	1.8	Clayton	moderate	OG				m	m				coarse textured quartz feldspar orthogneiss		WHI18000812	10	<0.1
LSTR-18-11	1317840	596349	7007060	596422	7007074	74.00	76.50	2.50	247	1.8	Clayton	good	OG				m	m				coarse textured quartz feldspar orthogneiss		WHI18000812	15	<0.1
LSTR-18-11	1317841	596423	7007074	596422	7007074	0.00	2.00	2.00	89	1.0	Clayton	good	QSSH	QV	vn		S	S				strong sil and oxi quartz sericite schist, voids after sulphide?, 50% strong oxi quartz vein / very strong oxi schist		WHI18000812	58	0.5
LSTR-18-11	1317842	596425	7007074	596422	7007074	2.00	4.00	2.00	89	1.0	Clayton	good	QSSH	QV	vn		S	S				strong sil and oxi quartz sericite schist, voids after sulphide?, 50% strong oxi quartz vein / very strong oxi schist		WHI18000812	7	0.4
LSTR-18-11	1317843	596427	7007074	596422	7007074	4.00	6.00	2.00	74	1.0	Clayton	good	QV	QSSH			S	S				strong oxi and fractured quartz vein material hosted in schist, sheared texture with well developed slicken slides		WHI18000812	69	0.5
LSTR-18-11	1317844	596429	7007075	596422	7007074	6.00	8.00	2.00	74	1.0	Clayton	good	QSSH	QV	vn		S	S				strong sil and oxi quartz sericite schist with minor oxi frac quartz veining		WHI18000812	539	0.9
LSTR-18-11	1317845	596431	7007075	596422	7007074	8.00	10.00	2.00	74	1.3	Clayton	good	QSSH				M	M				oxi sil quartz sericite schist with local strong oxi quartz veins / silic units?		WHI18000812	24	0.5
LSTR-18-11	1317846	596433	7007076	596422	7007074	10.00	12.00	2.00	74	1.3	Clayton	good	QSSH				M	M				oxi sil quartz sericite schist with local strong oxi quartz veins / silic units?		WHI18000812	116	0.4
LSTR-18-11	1317847	596435	7007077	596422	7007074	12.00	14.00	2.00	74	1.3	Clayton	moderate	QSSH	QV	vn		S	S				strong sil and oxi quartz sericite schist with minor oxi frac quartz veining		WHI18000812	314	0.5
LSTR-18-11	1317848	596437	7007077	596422	7007074	14.00	16.00	2.00	74	1.5	Clayton	moderate	QMSH				M	M				oxi quartz muscovite schist , less competent rock		WHI18000812	42	0.3
LSTR-18-11	1317849	596438	7007078	596422	7007074	16.00	18.00	2.00	72	1.8	Clayton	moderate	QMSH				M	M				oxi quartz muscovite schist , less competent rock	cave in	WHI18000812	28	0.4
LSTR-18-11	1317850	596440	7007078	596422	7007074	18.00	20.00	2.00	72	1.8	Clayton	moderate	QSSH				M	M				oxi quartz sericite schist	cave in	WHI18000812	32	0.5
LSTR-18-11	1317851	596442	7007079	596422	7007074	20.00	22.00	2.00	72	1.8	Clayton	moderate	QSSH				S	S				strong oxi sil quartz sericite schist		WHI18000812	12	0.2
LSTR-18-11	1317852	596444	7007079	596422	7007074	22.00	24.00	2.00	77	1.8	Clayton	moderate	QSSH				S	S				strong oxi sil quartz sericite schist		WHI18000812	21	0.2
LSTR-18-11	1317853	596446	7007080	596422	7007074	24.00	26.00	2.00	77	1.5	Clayton	moderate	QSSH				S	S				strong oxi sil quartz sericite schist		WHI18000812	24	0.2
LSTR-18-11	1317854	596448	7007080	596422	7007074	26.00	28.00	2.00	77	1.5	Clayton	moderate	QSSH	QV	vn		S	S				strong oxi sil quartz sericite schist, 30 % frac oxi quartz (oxi)		WHI18000812	7	0.4
LSTR-18-11	1317855	596450	7007081	596422	7007074	28.00	30.00	2.00	77	1.5	Clayton	moderate	QSSH				S	S				strong oxi sil quartz sericite schist		WHI18000812	15	0.2
LSTR-18-11	1317856	596452	7007081	596422	7007074	30.00	32.00	2.00	77	1.8	Clayton	moderate	QMSH	QV	vn		S	S				strong oxi sil quartz muscovite schist, 40% frac quartz vein / very strong sil unit, sheared fabric with slicken slides		WHI18000812	637	0.2
LSTR-18-11	1317857	596454	7007082	596422	7007074	32.00	34.00	2.00	77	1.8	Clayton	moderate	QMSH				S	S				strong sil oxi muscovite schist, abundant grey clay fault gouge and sheared fabric with slicken slides		WHI18000812	54	0.3
LSTR-18-11	1317858	596456	7007082	596422	7007074	34.00	36.00	2.00	69	1.5	Clayton	moderate	QMSH	QV	vn		S	S				strong sil oxi muscovite schist, abundant fault gouge, 50% strong oxi frac quartz vein		WHI18000812	2737	0.8
LSTR-18-11	1317859	596458	7007083	596422	7007074	36.00	38.00	2.00	69	1.5	Clayton	moderate	QMSH				S	S				strong sil oxi muscovite schist with patchy frac oxi quartz veining		WHI18000812	207	0.5
LSTR-18-11	1317860	596460	7007084	596422	7007074	38.00	40.00	2.00	69	1.5	Clayton	moderate	QMSH				S	S				strong sil oxi muscovite schist with patchy frac oxi quartz veining		WHI18000812	52	0.3
LSTR-18-11	1317861	596461	7007084	596422	7007074	40.00	42.00	2.00	69	1.5	Clayton	moderate	QMSH				S	S				strong sil oxi muscovite schist with patchy frac oxi quartz veining		WHI18000812	520	0.4
LSTR-18-11	1317862	596463	7007085	596422	7007074	42.00	44.00	2.00	69	1.5	Clayton	moderate	QMSH				S	VS				strong sil oxi muscovite schist with patchy frac oxi quartz veining		WHI18000812	304	0.5
LSTR-18-11	1317863	596465	7007086	596422	7007074	44.00	46.00	2.00	69	1.5	Clayton	moderate	QMSH	QV	vn		S	VS				strong sil oxi muscovite schist with patchy frac oxi quartz veining		WHI18000812	502	0.5
LSTR-18-11	1317864	596467	7007087	596422	7007074	46.00	48.00	2.00	69	1.3	Clayton	moderate	QSSH				M	M				less sil oxi quartz ser schist		WHI18000812	10	0.8
LSTR-18-11	1317865	596469	7007087	596422	7007074	48.00	50.00	2.00	69	1.3	Clayton	moderate	QSSH				W	M				less sil oxi quartz ser schist		WHI18000812	12	0.6
LSTR-18-11	1317866	596471	7007088	596422	7007074	50.00	52.00	2.00	79	1.3	Clayton	moderate	QSSH				W	M				less sil oxi quartz ser schist, 20% grey fault gouge		WHI18000812	35	0.5
LSTR-18-11	1317867	596473	7007088	596422	7007074	52.00	54.00	2.00	79	1.3	Clayton	moderate	QSSH				W	M				weaker sil oxi quartz sericite schist		WHI18000812	24	0.5
LSTR-18-11	1317868	596475	7007089	596422	7007074	54.00	56.00	2.00	79	1.3	Clayton	moderate	QSSH				W	M				weaker sil oxi quartz sericite schist	water flooding	WHI18000812	96	0.1
LSTR-18-11	1317869	596477	7007089	596422	7007074	56.00	58.00	2.00	79	1.3	Clayton	moderate	QSSH				W	M				weaker sil oxi quartz sericite schist	water flooding	WHI18000812	128	0.4
LSTR-18-11	1317870	596479	7007089	596422	7007074	58.00	60.00	2.00	79	1.3	Clayton	moderate	QSSH				W	M				weaker sil oxi quartz sericite schist	water flooding	WHI18000812	214	0.4
LSTR-18-11	1317871	596481	7007090	596422	7007074	60.00	62.00	2.00	79	1.5	Clayton	mod - poor	QSSH	QV	vn		W	M			tr	weaker sil oxi quartz sericite schist, local white bull quartz vein with limonite frac fill and cubic voids after py	water flooding	WHI18000812	139	0.6
LSTR-18-11	1317872	596483	7007090	596422	7007074	62.00	64.00	2.00	81	1.5	Clayton	mod - poor	QSSH				W	M				weaker sil oxi quartz sericite schist, patchy strong sil oxi zones		WHI18000812	24	0.3
LSTR-18-11	1317873	596485	7007090	596422	7007074	64.00	66.00	2.00	81	1.5	Clayton	mod - poor	QSSH				W	M				weaker sil oxi quartz sericite schist, poor sample, sandy gravel, with 25% light brown sandy clay		WHI18000812	5	0.2

Trench ID	Sample ID	Sample Easting	Sample Northing	Trch Start Easting	Trch Start Northing	From (m)	To (m)	Length (m)	Azi-muth	Depth (m)	Logged by	Compe-tancy	Primary Lithology	Second Lithology	Vein-ing	Alteration (w, m, s)					Py %	Description	Notes	Certificate	Au (ppb)	Ag (ppm)
																Carb	Sil	Ox	Chl	Bleach						
LSTR-18-11	1317874	596487	7007091	596422	7007074	66.00	68.00	2.00	81	1.3	Clayton	mod - poor	QSSH				W	M				weaker sil oxi quartz sericite schist, patchy strong sil oxi zones, minor grey clay fault gouge		WHI18000812	15	0.3
LSTR-18-11	1317875	596489	7007091	596422	7007074	68.00	70.00	2.00	81	1.3	Clayton	mod - poor	QSSH				W	M				weaker sil oxi quartz sericite schist, patchy strong sil oxi zones	water flooding	WHI18000812	13	0.2
LSTR-18-11	1317876	596491	7007091	596422	7007074	70.00	72.00	2.00	81	1.5	Clayton	mod - poor	QSSH				W	M				weaker sil oxi quartz sericite schist, patchy strong sil oxi zones		WHI18000812	17	0.1
LSTR-18-11	1317877	596493	7007092	596422	7007074	72.00	74.00	2.00	81	1.5	Clayton	mod - poor	gneiss	QSSH			W	M				tiger (black and orange stripped) quartz biotite gneiss		WHI18000812	8	0.2
LSTR-18-11	1317878	596494	7007092	596422	7007074	74.00	76.00	2.00	76	1.5	Clayton	mod - poor	gneiss	QSSH			W	M				quartz biotite schist / quartz muscovite schist, patchy strong sil oxi zones, very wet sandy poor sampling	water flooding	WHI18000812	86	0.2
LSTR-18-11	1317879	596496	7007093	596422	7007074	76.00	78.00	2.00	76	1.5	Clayton	mod - poor	gneiss	QSSH			W	M				quartz biotite schist / quartz muscovite schist, patchy strong sil oxi zones, very wet sandy poor sampling		WHI18000812	40	0.2
LSTR-18-11	1317880	596498	7007093	596422	7007074	78.00	80.00	2.00	76	1.5	Clayton	mod - poor	gneiss	QSSH			W	M				quartz biotite schist / quartz muscovite schist, patchy strong sil oxi zones, very wet sandy poor sampling		WHI18000812	18	<0.1
LSTR-18-11	1317881	596500	7007094	596422	7007074	80.00	82.00	2.00	76	1.5	Clayton	mod - poor	gneiss	QSSH			W	M				quartz biotite schist / quartz muscovite schist, patchy strong sil oxi zones, very wet sandy poor sampling		WHI18000812	28	0.1
LSTR-18-11	1317882	596504	7007094	596422	7007074	82.00	84.00	2.00	76	1.5	Clayton	mod - poor	gneiss	QSSH			W	M				quartz biotite schist / quartz muscovite schist, patchy strong sil oxi zones, very wet sandy poor sampling		WHI18000812	8	0.1
LSTR-18-11	1317883	596502	7007094	596422	7007074	84.00	86.00	2.00	76	1.5	Clayton	mod - poor	gneiss	QSSH			W	M				quartz biotite schist / quartz muscovite schist, patchy strong sil oxi zones, very wet sandy poor sampling		WHI18000812	9	0.2
LSTR-18-11	1317884	596506	7007095	596422	7007074	86.00	88.00	2.00	76	1.3	Clayton	mod - poor	gneiss	QSSH			W	M				quartz biotite schist / quartz muscovite schist, patchy strong sil oxi zones, very wet sandy poor sampling		WHI18000812	403	0.2
LSTR-18-11	1317885	596508	7007095	596422	7007074	88.00	90.00	2.00	76	1.3	Clayton	mod-poor	gneiss	QSSH			W	M				quartz biotite schist / quartz muscovite schist, patchy strong sil oxi zones, very wet sandy poor sampling		WHI18000812	9	<0.1

Appendix V: Trenching Assay Certificates

Contents

- LSTR-18-01: Certificate WHI18000520.1
- LSTR-18-02: Certificate WHI18000521.1
- LSTR-18-03: Certificates WHI18000665.1 and WHI18000666.1
- LSTR-18-04: Certificates WHI18000668.1 and WHI18000669.1
- LSTR-18-05: Certificate WHI18000670.1
- LSTR-18-06: Certificate WHI18000671.1
- LSTR-18-07: Certificate WHI18000672.1
- LSTR-18-08: Certificate WHI18000808.1
- LSTR-18-09: Certificate WHI18000809.1
- LSTR-18-10: Certificate WHI18000810.1
- LSTR-18-11: Certificate WHI18000812.1

LSTR-18-01 Assay Certificate WHI18000520.1

BUREAU VERITAS
MINERAL LABORATORIES
Canada

www.bureauveritas.com/um

Bureau Veritas Commodities Canada Ltd.
9050 Shaughnessy St Vancouver British Columbia V6P 6E5 Canada
PHONE (604) 253-3158

Client: **Goldstrike Resources Ltd.**
1010 - 1130 West Pender St.
Vancouver British Columbia V6E 4A4 Canada

Submitted By:	Email Distribution List
Receiving Lab:	Canada-Whitehorse
Received:	August 01, 2018
Report Date:	September 18, 2018
Page:	1 of 4

CERTIFICATE OF ANALYSIS WHI18000520.1

CLIENT JOB INFORMATION

Project:	LUC
Shipment ID:	LSTR-18-01
P.O. Number	
Number of Samples:	61

SAMPLE DISPOSAL

STOR-PLP	Store After 90 days Invoice for Storage
STOR-RJT	Store After 60 days Invoice for Storage

Bureau Veritas does not accept responsibility for samples left at the laboratory after 90 days without prior written instructions for sample storage or return.

SAMPLE PREPARATION AND ANALYTICAL PROCEDURES

Procedure Code	Number of Samples	Code Description	Test Wgt (g)	Report Status	Lab
PRP70-250	57	Crush, split and pulverize 250 g rock to 200 mesh			WHI
SLBHP	4	Sort, label and box pulps			WHI
FA350-Au	61	50g Fire assay fusion Au by ICP-ES	50	Completed	VAN
EN002	61	Environmental disposal charge-Fire assay lead waste			VAN
MA200	61	4 Acid digestion ICP-MS analysis	0.25	Completed	VAN
AQ200-HG	61	Hg by AR digestion ICP-MS analysis	0.5	Completed	VAN
SHP01	61	Per sample shipping charges for branch shipments			VAN
FA550	1	Lead collection fire assay 50G fusion - Grav finish	50	Completed	VAN

ADDITIONAL COMMENTS

Invoice To: Luckystrike Resources Ltd.
1010 – 1130 West Pender Street
Vancouver British Columbia V6E 4A4
Canada

CC:

BRITISH COLUMBIA CERTIFIED ASSAYER
Marcus Lau
MARCUS LAU
Production Manager

This report supersedes all previous preliminary and final reports with this file number dated prior to the date on this certificate. Signature indicates final approval; preliminary reports are unsigned and should be used for reference only.
All results are considered the confidential property of the client. Bureau Veritas assumes the liabilities for actual cost of analysis only. Results apply to samples as submitted.
"*" asterisk indicates that an analytical result could not be provided due to unusually high levels of interference from other elements.

BUREAU VERITAS
MINERAL LABORATORIES
Canada

www.bureauveritas.com/um

Bureau Veritas Commodities Canada Ltd.

9050 Shaughnessy St Vancouver British Columbia V6P 6E5 Canada
PHONE (604) 253-3158

Client: **Goldstrike Resources Ltd.**
1010 - 1130 West Pender St.
Vancouver British Columbia V6E 4A4 Canada

Project: LUC
Report Date: September 18, 2018

CERTIFICATE OF ANALYSIS WHI18000520.1

	Method	WGHT	FA350	MA200	MA200	MA200	MA200	MA200	MA200	MA200	MA200	MA200	MA200	MA200	MA200	MA200	MA200	MA200	MA200	MA200	MA200
	Analyte	Wgt	Au	Mo	Cu	Pb	Zn	Ag	Ni	Co	Mn	Fe	As	U	Th	Sr	Cd	Sb	Bi	V	Ca
	Unit	kg	ppb	ppm	ppm	ppm	ppm	ppm	ppm	ppm	ppm	%	ppm	ppm	ppm	ppm	ppm	ppm	ppm	ppm	%
	MDL	0.01	2	0.1	0.1	0.1	1	0.1	0.1	0.2	1	0.01	1	0.1	0.1	1	0.1	0.1	0.1	1	0.01
1316101	Rock	4.93	2	0.6	11.7	3.7	44	<0.1	3.3	8.4	700	2.92	3	0.3	1.5	251	<0.1	0.5	<0.1	74	3.15
1316102	Rock	4.70	3	0.9	11.7	3.8	37	<0.1	3.1	7.9	604	2.76	5	0.3	1.4	231	<0.1	0.7	<0.1	74	2.96
1316103	Rock	4.27	3	0.7	8.5	4.3	38	<0.1	3.9	8.2	614	2.52	4	0.2	1.1	159	<0.1	1.1	<0.1	67	3.53
1316104	Rock	4.46	3	0.5	15.8	6.3	47	<0.1	4.5	10.1	562	3.11	4	0.3	1.0	261	0.1	0.9	<0.1	103	3.37
1316105	Rock	3.46	<2	0.5	5.1	4.2	35	<0.1	3.1	7.2	456	2.46	3	0.3	1.3	193	<0.1	0.6	<0.1	71	1.92
1316106	Rock	4.49	26	0.5	10.0	5.5	49	<0.1	4.5	10.8	670	3.45	3	0.3	1.4	162	0.2	1.6	<0.1	97	3.63
1316107	Rock	3.40	7	0.9	21.6	6.7	57	0.2	5.6	11.1	656	4.02	6	0.4	1.9	179	0.2	2.9	0.4	105	1.11
1316108	Rock	3.72	7	1.4	25.7	10.4	58	<0.1	9.9	12.3	910	4.14	8	0.3	1.8	260	0.3	1.1	<0.1	108	1.57
1316109	Rock	3.74	30	1.2	141.0	7.0	58	0.3	5.2	11.0	796	3.53	10	0.3	1.2	165	0.4	1.2	<0.1	94	1.96
1316110	Rock	4.31	34	1.4	113.8	8.8	71	0.4	6.1	7.3	642	3.79	11	0.6	1.8	221	4.3	3.6	<0.1	54	1.70
1316111	Rock	4.40	10	1.1	14.1	9.8	49	<0.1	2.4	5.5	535	2.99	7	0.4	2.4	328	<0.1	4.7	0.1	23	0.18
1316112	Rock	3.12	22	1.5	41.0	14.5	152	<0.1	13.1	21.6	1325	6.26	9	0.6	1.8	231	0.5	5.2	0.2	192	4.41
1316113	Rock	2.89	3	0.7	4.8	4.5	36	<0.1	2.1	4.5	391	2.26	4	0.5	3.1	149	<0.1	1.3	<0.1	39	0.54
1316114	Rock	2.43	3	0.9	6.2	4.5	47	<0.1	1.7	5.1	384	2.38	3	0.5	2.8	134	<0.1	1.6	<0.1	41	0.55
1316115	Rock	3.25	12	0.9	18.6	4.1	35	<0.1	2.5	4.8	455	2.38	7	0.5	2.9	122	0.3	1.5	<0.1	42	1.47
1316116	Rock	3.60	6	1.3	8.2	4.5	37	<0.1	2.0	4.9	398	2.09	5	0.4	3.1	108	<0.1	1.1	<0.1	34	1.25
1316117	Rock	2.39	14	2.6	7.2	6.0	51	<0.1	2.5	6.6	640	2.67	6	0.3	2.2	254	0.2	1.9	<0.1	30	2.77
1316118	Rock	2.63	136	1.0	8.2	8.2	67	<0.1	5.0	4.4	704	2.85	9	0.3	1.9	315	0.1	2.4	<0.1	38	4.17
1316119	Rock	2.84	54	0.9	20.4	8.1	90	<0.1	10.1	5.0	740	3.41	7	0.3	2.4	357	0.3	1.1	<0.1	30	2.88
1316120	Rock	3.19	26	0.8	37.0	7.9	72	0.2	7.8	4.7	617	2.97	6	0.4	2.4	305	<0.1	1.2	<0.1	33	2.39
1316121	Rock	3.60	40	0.6	9.0	6.3	48	0.4	11.6	4.9	540	3.37	5	0.3	2.5	214	0.4	1.8	<0.1	69	2.98
1316122	Rock	4.27	39	0.5	12.2	5.3	59	<0.1	6.9	4.1	490	3.19	5	0.4	2.7	172	0.2	1.7	<0.1	35	1.53
1316123	Rock	2.03	53	0.9	12.8	5.2	48	<0.1	2.4	3.0	414	2.76	6	0.4	2.3	181	0.1	3.1	<0.1	22	1.53
1316124	Rock	4.07	28	0.6	12.5	5.4	43	<0.1	1.6	2.8	297	2.29	7	0.3	2.1	165	0.1	4.2	<0.1	20	1.24
1316125	Rock Pulp	0.06	11	7.8	45.7	5.0	58	0.1	37.9	12.8	821	4.18	5	0.6	1.6	308	0.1	0.8	<0.1	120	2.85
1316126	Rock Pulp	0.06	1015	13.6	9721.8	18.8	127	3.4	619.9	20.4	892	8.25	3	0.3	1.6	144	0.4	16.0	0.7	98	2.15
1316127	Rock	3.18	19	0.3	5.1	5.0	40	<0.1	2.2	3.0	331	2.12	6	0.2	1.6	191	0.1	2.7	<0.1	26	1.30
1316128	Rock	4.29	50	0.4	4.3	4.5	31	0.1	5.7	4.2	428	2.09	5	0.3	3.4	132	0.3	2.8	<0.1	34	0.77
1316129	Rock	3.38	262	0.8	4.0	4.2	46	0.2	6.2	7.0	488	2.52	6	0.5	4.1	121	0.2	5.3	<0.1	38	0.09
1316130	Rock	3.55	82	0.8	5.0	5.6	33	0.2	8.0	4.9	318	1.89	6	0.5	3.4	144	0.2	4.3	<0.1	36	0.09

This report supersedes all previous preliminary and final reports with this file number dated prior to the date on this certificate. Signature indicates final approval; preliminary reports are unsigned and should be used for reference only.

BUREAU VERITAS MINERAL LABORATORIES Canada

www.bureauveritas.com/um

Bureau Veritas Commodities Canada Ltd.

9050 Shaughnessy St Vancouver British Columbia V6P 6E5 Canada
PHONE (604) 253-3158

Client: **Goldstrike Resources Ltd.**
1010 - 1130 West Pender St.
Vancouver British Columbia V6E 4A4 Canada

Project: LUC
Report Date: September 18, 2018

CERTIFICATE OF ANALYSIS WHI18000520.1

	Method	MA200	MA200	MA200	MA200	MA200	MA200	MA200	MA200	MA200	MA200	MA200	MA200	MA200	MA200	MA200	MA200	MA200	MA200	MA200	MA200
	Analyte	P	La	Cr	Mg	Ba	Ti	Al	Na	K	W	Zr	Ce	Sn	Y	Nb	Ta	Be	Sc	Li	S
	Unit	%	ppm	ppm	%	ppm	%	%	%	%	ppm	ppm	ppm	ppm	ppm	ppm	ppm	ppm	ppm	ppm	%
	MDL	0.001	0.1	1	0.01	1	0.001	0.01	0.001	0.01	0.1	0.1	1	0.1	0.1	0.1	0.1	1	1	0.1	0.1
1316101	Rock	0.034	6.4	4	0.16	480	0.160	6.58	3.494	0.57	1.1	8.0	15	0.5	13.3	2.1	0.1	<1	12	9.9	<0.1
1316102	Rock	0.035	7.1	4	0.13	288	0.157	6.21	3.085	0.51	1.0	7.7	16	0.5	10.1	2.1	0.1	<1	12	11.1	<0.1
1316103	Rock	0.023	7.2	5	0.13	308	0.139	5.11	2.067	0.43	2.6	4.7	17	0.4	9.4	1.5	<0.1	<1	10	17.0	<0.1
1316104	Rock	0.042	4.9	8	0.24	377	0.243	6.46	0.982	1.07	0.6	4.3	12	0.5	10.4	2.2	0.1	1	13	23.2	<0.1
1316105	Rock	0.036	5.8	5	0.22	701	0.192	6.93	3.390	0.77	0.5	3.6	14	0.5	8.3	2.1	0.1	<1	10	13.9	<0.1
1316106	Rock	0.035	7.8	6	0.21	981	0.185	6.24	2.199	0.99	1.9	4.8	17	0.5	12.6	1.9	0.1	<1	12	16.5	<0.1
1316107	Rock	0.050	9.4	5	0.17	503	0.220	7.44	1.797	0.63	3.4	4.8	22	0.5	10.0	1.9	<0.1	<1	16	30.2	<0.1
1316108	Rock	0.056	8.8	9	0.15	971	0.177	7.52	2.644	0.65	2.0	4.3	20	0.4	7.5	1.4	<0.1	<1	17	30.0	<0.1
1316109	Rock	0.041	6.4	6	0.14	1946	0.147	6.41	2.295	0.92	5.1	3.4	15	0.4	7.1	1.2	<0.1	<1	13	22.9	<0.1
1316110	Rock	0.038	9.6	8	0.13	1547	0.109	5.60	0.491	0.65	3.6	8.7	22	0.7	9.9	1.4	<0.1	<1	13	35.8	<0.1
1316111	Rock	0.029	11.8	1	0.10	845	0.079	6.04	0.035	0.46	1.2	8.3	27	0.7	12.8	1.7	0.1	<1	10	39.7	<0.1
1316112	Rock	0.064	10.5	20	0.32	812	0.382	6.94	0.310	1.07	2.9	6.7	21	0.7	21.3	2.4	0.1	1	21	36.4	<0.1
1316113	Rock	0.023	12.1	3	0.23	545	0.159	6.17	1.719	1.53	1.9	5.7	26	0.6	19.8	2.3	<0.1	<1	10	18.0	<0.1
1316114	Rock	0.024	12.4	2	0.18	506	0.137	6.52	2.401	1.41	3.8	5.8	27	0.7	18.2	1.9	<0.1	<1	10	13.4	<0.1
1316115	Rock	0.021	12.8	3	0.13	562	0.125	6.02	2.361	1.08	4.1	5.4	26	0.5	13.4	1.8	<0.1	<1	9	12.8	<0.1
1316116	Rock	0.021	10.3	2	0.16	492	0.117	5.65	0.480	1.44	2.1	5.1	22	0.7	11.6	1.8	<0.1	<1	8	19.7	<0.1
1316117	Rock	0.020	11.5	2	0.11	1139	0.080	4.86	0.039	0.53	1.7	8.5	26	0.5	8.4	1.6	<0.1	<1	9	27.8	<0.1
1316118	Rock	0.022	12.3	12	0.12	2543	0.068	4.11	0.056	0.34	1.4	8.6	26	0.3	7.6	1.6	0.1	<1	10	28.6	<0.1
1316119	Rock	0.023	12.6	6	0.16	1160	0.097	5.59	0.210	0.69	1.7	12.0	29	0.6	6.7	2.2	0.1	<1	11	30.3	<0.1
1316120	Rock	0.025	10.1	20	0.16	1098	0.099	5.78	0.624	0.72	0.6	10.3	25	0.7	7.4	2.4	0.1	<1	12	26.5	<0.1
1316121	Rock	0.020	11.3	31	0.10	334	0.081	5.88	1.645	0.49	2.7	9.4	26	0.6	5.9	1.7	0.1	<1	9	24.1	<0.1
1316122	Rock	0.019	11.2	14	0.23	770	0.089	5.88	2.131	0.88	4.2	11.7	27	0.8	6.6	2.2	0.1	<1	12	15.7	<0.1
1316123	Rock	0.014	10.8	3	0.15	575	0.070	5.49	1.065	1.00	2.3	10.6	25	1.0	5.5	1.9	0.1	<1	9	22.0	<0.1
1316124	Rock	0.012	9.3	1	0.14	789	0.071	5.56	0.837	1.15	1.8	8.2	22	0.7	4.3	1.2	<0.1	<1	8	22.5	<0.1
1316125	Rock Pulp	0.061	7.7	53	1.35	493	0.358	6.54	2.317	0.94	0.8	25.8	17	1.4	14.5	4.0	0.2	<1	15	13.6	<0.1
1316126	Rock Pulp	0.058	3.9	693	1.07	245	0.131	4.92	0.236	2.90	2.8	12.5	8	1.7	5.4	4.4	0.2	<1	8	8.9	1.3
1316127	Rock	0.015	8.0	3	0.12	862	0.070	6.50	1.889	1.19	2.1	6.2	18	0.6	4.7	1.2	<0.1	<1	6	18.5	<0.1
1316128	Rock	0.023	12.3	4	0.09	618	0.093	6.27	1.154	1.24	4.1	8.7	30	0.7	7.2	2.2	0.1	<1	8	27.1	<0.1
1316129	Rock	0.026	13.9	7	0.08	259	0.136	6.34	0.022	0.88	7.8	10.9	31	0.8	7.6	3.0	0.2	<1	8	35.7	<0.1
1316130	Rock	0.026	12.9	7	0.10	302	0.136	5.65	0.019	1.05	5.4	7.0	26	0.7	9.2	2.5	0.1	<1	7	34.0	<0.1

This report supersedes all previous preliminary and final reports with this file number dated prior to the date on this certificate. Signature indicates final approval; preliminary reports are unsigned and should be used for reference only.

BUREAU VERITAS
MINERAL LABORATORIES
Canada

www.bureauveritas.com/um

Bureau Veritas Commodities Canada Ltd.

9050 Shaughnessy St Vancouver British Columbia V6P 6E5 Canada
PHONE (604) 253-3158

Client: **Goldstrike Resources Ltd.**
1010 - 1130 West Pender St.
Vancouver British Columbia V6E 4A4 Canada

Project: LUC
Report Date: September 18, 2018

CERTIFICATE OF ANALYSIS WHI18000520.1

	Method	MA200	MA200	MA200	MA200	MA200	MA200	MA200	AQ200	FA550
	Analyte	Rb	Hf	In	Re	Se	Te	Tl	Hg	Au
	Unit	ppm	ppm	ppm	ppm	ppm	ppm	ppm	ppm	gm/t
	MDL	0.1	0.1	0.05	0.005	1	0.5	0.5	0.01	0.9
1316101	Rock	12.9	0.3	<0.05	<0.005	<1	<0.5	<0.5	0.02	
1316102	Rock	11.9	0.3	<0.05	<0.005	<1	<0.5	<0.5	0.02	
1316103	Rock	10.4	0.2	<0.05	<0.005	<1	<0.5	<0.5	0.01	
1316104	Rock	24.7	0.2	<0.05	<0.005	<1	<0.5	<0.5	0.01	
1316105	Rock	20.8	0.2	<0.05	<0.005	<1	<0.5	<0.5	<0.01	
1316106	Rock	20.8	0.2	0.06	<0.005	<1	<0.5	<0.5	0.03	
1316107	Rock	14.6	0.2	0.07	<0.005	<1	<0.5	<0.5	0.06	
1316108	Rock	15.1	0.2	0.07	<0.005	<1	<0.5	<0.5	0.04	
1316109	Rock	17.4	0.2	<0.05	<0.005	<1	<0.5	<0.5	0.64	
1316110	Rock	15.2	0.3	0.06	<0.005	<1	<0.5	<0.5	0.24	
1316111	Rock	11.3	0.3	<0.05	<0.005	<1	<0.5	<0.5	0.09	
1316112	Rock	31.5	0.3	<0.05	<0.005	<1	<0.5	<0.5	0.05	
1316113	Rock	40.3	0.2	<0.05	<0.005	<1	<0.5	<0.5	0.09	
1316114	Rock	36.3	0.3	<0.05	<0.005	<1	<0.5	<0.5	0.08	
1316115	Rock	22.0	0.3	<0.05	<0.005	<1	<0.5	<0.5	0.16	
1316116	Rock	30.2	0.2	<0.05	<0.005	<1	<0.5	<0.5	0.08	
1316117	Rock	11.3	0.3	<0.05	<0.005	<1	<0.5	<0.5	0.12	
1316118	Rock	8.1	0.2	0.06	<0.005	<1	<0.5	<0.5	0.13	
1316119	Rock	14.0	0.3	0.07	<0.005	<1	<0.5	<0.5	0.06	
1316120	Rock	15.3	0.3	0.11	<0.005	<1	<0.5	<0.5	0.09	
1316121	Rock	8.2	0.3	0.10	<0.005	<1	<0.5	<0.5	0.13	
1316122	Rock	22.7	0.3	0.14	<0.005	<1	<0.5	<0.5	0.08	
1316123	Rock	18.1	0.3	0.11	<0.005	<1	<0.5	<0.5	0.11	
1316124	Rock	20.3	0.2	0.09	<0.005	<1	<0.5	<0.5	0.09	
1316125	Rock Pulp	14.8	0.8	0.05	<0.005	<1	<0.5	<0.5	0.01	
1316126	Rock Pulp	57.7	0.3	0.16	0.014	8	<0.5	<0.5	1.47	
1316127	Rock	20.4	0.2	<0.05	<0.005	<1	<0.5	<0.5	0.06	
1316128	Rock	17.6	0.3	<0.05	<0.005	<1	<0.5	<0.5	0.12	
1316129	Rock	18.4	0.4	<0.05	<0.005	<1	<0.5	<0.5	0.11	
1316130	Rock	24.6	0.3	<0.05	<0.005	<1	<0.5	<0.5	0.10	

This report supersedes all previous preliminary and final reports with this file number dated prior to the date on this certificate. Signature indicates final approval; preliminary reports are unsigned and should be used for reference only.

BUREAU VERITAS
MINERAL LABORATORIES
Canada

www.bureauveritas.com/um

Bureau Veritas Commodities Canada Ltd.

9050 Shaughnessy St Vancouver British Columbia V6P 6E5 Canada
PHONE (604) 253-3158

Client: **Goldstrike Resources Ltd.**
1010 - 1130 West Pender St.
Vancouver British Columbia V6E 4A4 Canada

Project: LUC
Report Date: September 18, 2018

CERTIFICATE OF ANALYSIS WHI18000520.1

	Method	WGHT	FA350	MA200	MA200	MA200	MA200	MA200	MA200	MA200	MA200	MA200	MA200	MA200	MA200	MA200	MA200	MA200	MA200	MA200	MA200
	Analyte	Wgt	Au	Mo	Cu	Pb	Zn	Ag	Ni	Co	Mn	Fe	As	U	Th	Sr	Cd	Sb	Bi	V	Ca
	Unit	kg	ppb	ppm	ppm	ppm	ppm	ppm	ppm	ppm	ppm	%	ppm	ppm	ppm	ppm	ppm	ppm	ppm	ppm	%
	MDL	0.01	2	0.1	0.1	0.1	1	0.1	0.1	0.2	1	0.01	1	0.1	0.1	1	0.1	0.1	0.1	1	0.01
1316131	Rock	3.29	92	1.1	4.1	5.7	39	0.1	8.2	5.2	363	2.08	8	0.5	3.3	91	<0.1	12.8	<0.1	33	0.08
1316132	Rock	3.01	312	2.0	9.8	7.8	94	0.2	15.3	17.4	1020	5.79	12	1.0	3.7	175	0.3	15.0	<0.1	71	0.17
1316133	Rock	3.42	877	2.5	7.5	7.9	99	0.3	16.7	20.4	988	5.98	8	1.8	3.3	214	0.3	6.4	<0.1	63	0.20
1316134	Rock	2.65	1043	2.7	6.2	8.1	97	0.6	14.0	20.0	777	5.78	10	1.5	3.9	201	0.2	4.9	<0.1	59	0.14
1316135	Rock	3.11	1643	1.8	5.4	5.7	106	0.4	15.3	23.4	1112	5.93	11	1.3	3.0	130	0.3	4.9	<0.1	61	0.16
1316136	Rock	3.08	715	3.8	9.8	7.3	122	0.5	20.6	29.8	1367	6.90	8	1.6	3.4	184	0.3	3.6	<0.1	65	0.17
1316137	Rock	3.64	851	3.6	7.8	6.5	96	0.4	14.5	19.3	869	4.87	7	1.3	3.4	144	0.4	2.9	<0.1	55	0.16
1316138	Rock	3.12	954	4.3	4.3	8.6	118	0.3	15.5	15.2	963	5.22	10	1.6	2.6	168	0.1	2.2	<0.1	58	0.37
1316139	Rock	3.31	860	9.1	4.4	9.0	131	0.3	18.8	18.3	1225	6.19	8	1.8	3.0	176	0.3	2.6	<0.1	66	0.40
1316140	Rock	3.15	410	9.0	19.9	8.0	111	0.3	19.4	19.3	907	5.18	18	1.2	3.6	166	0.3	2.5	<0.1	53	0.21
1316141	Rock	2.60	307	9.2	3.4	4.7	80	0.1	13.1	10.1	835	3.64	13	0.9	1.0	217	0.3	1.1	<0.1	27	2.03
1316142	Rock	3.17	3360	198.1	20.7	122.8	56	3.3	24.4	16.6	777	3.87	85	3.2	4.3	518	0.9	4.0	0.3	26	0.27
1316143	Rock	4.28	2373	281.8	74.1	339.3	58	3.4	17.9	19.3	280	2.59	173	2.3	3.5	338	0.4	7.3	0.3	30	0.37
1316144	Rock	3.30	7	1.3	4.4	7.6	77	<0.1	6.3	9.6	575	2.72	5	1.1	3.6	343	0.3	0.8	<0.1	57	3.70
1316145	Rock	2.30	9	1.2	3.3	7.6	52	<0.1	2.9	6.5	481	2.45	6	0.9	3.7	584	<0.1	0.5	<0.1	59	3.12
1316146	Rock	1.98	3	0.5	6.9	4.4	38	<0.1	1.8	4.2	379	1.93	1	0.9	4.0	203	<0.1	0.1	<0.1	43	1.07
1316147	Rock	2.01	8	0.5	7.0	5.4	50	<0.1	2.2	5.9	501	2.30	1	0.9	3.9	258	<0.1	0.2	<0.1	55	1.09
1316148	Rock	2.13	3	0.4	20.3	8.5	93	0.1	3.0	9.3	564	4.21	2	1.1	3.2	229	<0.1	0.2	<0.1	113	1.27
1316149	Rock	2.63	4	0.3	9.8	15.7	118	0.1	2.6	11.8	824	4.42	3	1.2	3.0	267	<0.1	0.3	<0.1	115	1.32
1316150	Rock Pulp	0.05	5	8.6	52.1	5.7	65	0.1	40.9	13.5	901	4.38	5	0.6	1.9	310	0.1	0.9	<0.1	127	2.93
1316151	Rock Pulp	0.06	>10000	13.2	71.9	22.0	77	1.0	25.0	4.1	523	3.66	1005	3.4	3.0	41	0.6	127.5	0.6	119	15.25
1316152	Rock	2.29	6	0.2	11.4	21.0	137	0.1	2.4	11.4	714	3.68	3	1.1	3.0	247	<0.1	0.3	<0.1	97	0.94
1316153	Rock	2.73	6	0.2	12.6	12.1	73	<0.1	4.6	10.8	600	3.06	4	1.1	3.7	464	<0.1	0.4	<0.1	83	0.96
1316154	Rock	2.71	3	0.3	8.0	16.8	67	<0.1	3.1	5.0	410	1.97	<1	1.2	4.1	1097	<0.1	0.1	<0.1	53	1.78
1316155	Rock	2.91	3	0.2	9.4	13.8	75	<0.1	5.6	11.8	758	3.80	<1	1.3	4.4	524	<0.1	0.2	0.1	127	1.72
1316156	Rock	3.15	7	0.3	15.8	8.5	85	<0.1	4.9	15.0	992	4.25	2	0.9	3.6	292	0.1	0.2	0.2	143	1.97
1316157	Rock	2.73	3	0.1	9.3	12.4	90	<0.1	5.9	16.1	844	4.20	2	1.4	4.3	441	<0.1	0.5	0.2	128	1.66
1316158	Rock	3.74	10	0.1	26.6	10.5	123	0.1	4.8	16.8	874	4.65	2	1.1	3.3	287	<0.1	0.3	<0.1	133	1.35
1316159	Rock	3.45	13	<0.1	42.2	9.0	95	0.2	3.0	11.0	826	4.10	1	1.0	3.3	242	<0.1	0.1	<0.1	110	1.06
1316160	Rock	2.80	3	0.1	12.6	6.8	70	<0.1	2.8	8.4	587	3.47	1	0.9	3.1	330	<0.1	0.1	<0.1	90	1.38

This report supersedes all previous preliminary and final reports with this file number dated prior to the date on this certificate. Signature indicates final approval; preliminary reports are unsigned and should be used for reference only.

BUREAU VERITAS
MINERAL LABORATORIES
Canada

www.bureauveritas.com/um

Bureau Veritas Commodities Canada Ltd.

9050 Shaughnessy St Vancouver British Columbia V6P 6E5 Canada
PHONE (604) 253-3158

Client: **Goldstrike Resources Ltd.**
1010 - 1130 West Pender St.
Vancouver British Columbia V6E 4A4 Canada

Project: LUC
Report Date: September 18, 2018

CERTIFICATE OF ANALYSIS WHI18000520.1

	Method	MA200	MA200	MA200	MA200	MA200	MA200	MA200	MA200	MA200	MA200	MA200	MA200	MA200	MA200	MA200	MA200	MA200	MA200	MA200	MA200
	Analyte	P	La	Cr	Mg	Ba	Ti	Al	Na	K	W	Zr	Ce	Sn	Y	Nb	Ta	Be	Sc	Li	S
	Unit	%	ppm	ppm	%	ppm	%	%	%	%	ppm	ppm	ppm	ppm	ppm	ppm	ppm	ppm	ppm	ppm	%
	MDL	0.001	0.1	1	0.01	1	0.001	0.01	0.001	0.01	0.1	0.1	1	0.1	0.1	0.1	0.1	1	1	0.1	0.1
1316131	Rock	0.025	12.7	7	0.09	275	0.143	5.95	0.023	0.86	6.7	6.4	26	0.5	9.3	2.1	0.1	<1	8	41.9	<0.1
1316132	Rock	0.074	13.3	16	0.08	350	0.298	6.67	0.042	1.45	11.3	11.6	28	1.0	6.9	2.5	0.2	<1	17	45.8	<0.1
1316133	Rock	0.087	13.2	20	0.08	466	0.313	7.56	0.049	1.38	12.2	10.1	28	0.9	8.7	2.9	0.2	<1	19	41.4	<0.1
1316134	Rock	0.073	15.1	22	0.07	633	0.295	7.27	0.102	3.43	10.4	8.5	31	1.1	8.7	3.0	0.2	<1	16	39.1	<0.1
1316135	Rock	0.068	11.2	26	0.07	492	0.292	7.55	0.057	3.92	12.1	6.1	24	0.8	7.7	2.6	0.2	<1	17	35.5	<0.1
1316136	Rock	0.086	14.3	20	0.08	435	0.278	7.58	0.037	1.75	13.7	8.6	30	0.9	8.0	2.4	0.2	<1	21	37.6	<0.1
1316137	Rock	0.054	11.9	18	0.07	603	0.320	7.02	0.040	2.76	13.8	11.2	25	0.8	6.7	3.1	0.2	<1	15	31.2	<0.1
1316138	Rock	0.057	10.0	22	0.08	1178	0.365	6.91	0.022	0.71	11.3	9.7	21	1.4	8.0	3.9	0.3	<1	18	39.6	<0.1
1316139	Rock	0.078	11.9	30	0.10	1193	0.406	7.75	0.022	0.41	12.4	8.3	25	1.3	8.4	4.0	0.3	<1	21	49.2	<0.1
1316140	Rock	0.062	11.7	23	0.09	988	0.223	7.57	0.020	0.29	9.5	8.5	24	0.8	6.3	2.8	0.2	<1	19	46.3	<0.1
1316141	Rock	0.029	4.9	19	0.07	783	0.102	7.07	0.030	0.18	6.0	5.8	11	0.3	4.1	1.6	0.1	<1	14	51.4	<0.1
1316142	Rock	0.042	13.7	20	0.05	964	0.103	5.67	0.026	0.15	5.2	29.3	28	0.4	5.3	1.9	0.1	<1	14	42.6	<0.1
1316143	Rock	0.030	13.7	12	0.26	615	0.138	4.83	0.170	0.93	2.3	19.5	27	0.8	6.1	3.2	0.2	1	6	27.2	<0.1
1316144	Rock	0.062	11.5	7	0.49	3552	0.313	6.92	0.765	2.74	0.6	47.4	27	1.0	11.3	7.3	0.4	2	11	9.7	<0.1
1316145	Rock	0.055	11.5	7	0.30	1492	0.281	5.87	1.249	1.59	0.6	36.8	23	0.9	9.6	4.8	0.3	<1	12	14.1	<0.1
1316146	Rock	0.036	11.9	2	0.18	518	0.175	4.93	2.460	0.92	0.4	42.6	23	0.8	9.1	4.0	0.2	<1	8	5.9	<0.1
1316147	Rock	0.055	11.8	3	0.38	540	0.211	5.56	2.547	1.19	0.3	49.3	23	0.8	9.3	3.7	0.2	<1	9	9.6	<0.1
1316148	Rock	0.133	14.1	7	0.55	685	0.467	9.03	4.307	1.64	0.5	43.0	32	1.0	13.8	4.5	0.2	<1	22	9.8	<0.1
1316149	Rock	0.158	13.7	6	0.91	924	0.430	10.96	4.485	1.82	0.6	35.5	31	1.0	14.8	5.9	0.3	<1	24	12.8	<0.1
1316150	Rock Pulp	0.061	8.6	52	1.38	516	0.400	6.70	2.416	0.96	0.7	27.6	18	1.6	15.6	4.1	0.2	<1	17	13.5	<0.1
1316151	Rock Pulp	0.067	15.8	36	0.77	32	0.125	1.97	0.021	0.42	>200	27.6	31	2.1	17.0	2.4	<0.1	<1	4	40.1	1.8
1316152	Rock	0.131	13.5	6	1.54	902	0.419	9.87	4.631	1.21	0.9	28.3	30	0.7	14.5	4.6	0.2	2	22	20.1	<0.1
1316153	Rock	0.092	19.6	10	1.46	1053	0.294	8.42	3.121	1.98	0.5	30.5	37	1.2	11.6	4.8	0.2	2	13	14.3	<0.1
1316154	Rock	0.081	19.9	4	0.61	1920	0.243	11.28	3.533	3.80	0.4	20.7	38	1.2	5.4	6.5	0.3	2	4	11.9	<0.1
1316155	Rock	0.105	16.0	17	1.54	1738	0.340	9.21	2.829	2.71	0.7	21.7	33	1.1	12.5	6.9	0.4	<1	18	21.6	<0.1
1316156	Rock	0.117	12.2	11	2.01	1229	0.358	7.40	1.999	3.03	0.5	16.0	25	0.9	12.7	5.8	0.4	<1	18	22.4	<0.1
1316157	Rock	0.117	16.2	15	1.99	1420	0.378	9.69	2.292	2.85	0.6	24.2	33	1.5	15.0	7.0	0.5	<1	21	23.7	<0.1
1316158	Rock	0.139	12.5	9	2.45	1193	0.424	10.43	3.022	2.71	0.7	37.3	29	1.2	12.9	5.7	0.3	2	26	31.7	<0.1
1316159	Rock	0.113	14.1	6	2.13	914	0.468	9.14	3.458	2.47	0.5	29.9	31	1.0	13.4	5.5	0.3	<1	21	25.1	<0.1
1316160	Rock	0.110	15.2	7	1.57	995	0.354	9.52	3.964	2.16	0.4	18.8	30	0.9	11.3	5.1	0.3	<1	17	22.9	<0.1

This report supersedes all previous preliminary and final reports with this file number dated prior to the date on this certificate. Signature indicates final approval; preliminary reports are unsigned and should be used for reference only.

BUREAU VERITAS
MINERAL LABORATORIES
Canada

www.bureauveritas.com/um

Bureau Veritas Commodities Canada Ltd.

9050 Shaughnessy St Vancouver British Columbia V6P 6E5 Canada
PHONE (604) 253-3158

Client: **Goldstrike Resources Ltd.**
1010 - 1130 West Pender St.
Vancouver British Columbia V6E 4A4 Canada

Project: LUC
Report Date: September 18, 2018

CERTIFICATE OF ANALYSIS WHI18000520.1

	Method	MA200	MA200	MA200	MA200	MA200	MA200	MA200	AQ200	FA550
	Analyte	Rb	Hf	In	Re	Se	Te	Tl	Hg	Au
	Unit	ppm	ppm	ppm	ppm	ppm	ppm	ppm	ppm	gm/t
	MDL	0.1	0.1	0.05	0.005	1	0.5	0.5	0.01	0.9
1316131	Rock	21.0	0.3	<0.05	<0.005	<1	<0.5	<0.5	0.13	
1316132	Rock	17.0	0.4	<0.05	<0.005	<1	<0.5	<0.5	0.20	
1316133	Rock	16.6	0.4	0.09	<0.005	<1	<0.5	<0.5	0.14	
1316134	Rock	22.3	0.3	<0.05	<0.005	<1	<0.5	<0.5	0.21	
1316135	Rock	24.7	0.3	0.08	<0.005	<1	<0.5	<0.5	0.12	
1316136	Rock	22.8	0.4	0.12	<0.005	<1	<0.5	<0.5	0.19	
1316137	Rock	25.5	0.5	0.05	<0.005	<1	<0.5	<0.5	0.19	
1316138	Rock	8.8	0.4	0.06	<0.005	<1	<0.5	<0.5	0.12	
1316139	Rock	5.3	0.4	0.07	<0.005	<1	<0.5	<0.5	0.08	
1316140	Rock	5.2	0.3	<0.05	<0.005	<1	<0.5	<0.5	0.17	
1316141	Rock	3.0	0.2	<0.05	<0.005	<1	<0.5	<0.5	0.12	
1316142	Rock	2.5	0.8	<0.05	<0.005	<1	0.8	<0.5	0.87	
1316143	Rock	37.5	0.5	<0.05	<0.005	<1	0.8	0.6	0.53	
1316144	Rock	74.5	1.2	<0.05	<0.005	<1	<0.5	<0.5	<0.01	
1316145	Rock	50.6	1.0	<0.05	<0.005	<1	<0.5	<0.5	<0.01	
1316146	Rock	22.0	1.1	<0.05	<0.005	<1	<0.5	<0.5	<0.01	
1316147	Rock	33.5	1.4	<0.05	<0.005	<1	<0.5	<0.5	<0.01	
1316148	Rock	47.9	1.0	0.11	<0.005	<1	<0.5	<0.5	<0.01	
1316149	Rock	48.7	1.0	<0.05	<0.005	<1	<0.5	<0.5	<0.01	
1316150	Rock Pulp	19.2	0.9	<0.05	<0.005	<1	<0.5	<0.5	0.02	
1316151	Rock Pulp	24.2	0.7	<0.05	0.012	<1	3.0	3.6	6.01	16.2
1316152	Rock	27.5	0.8	0.07	<0.005	<1	<0.5	<0.5	<0.01	
1316153	Rock	62.7	0.7	0.05	<0.005	<1	<0.5	<0.5	<0.01	
1316154	Rock	58.3	0.6	0.06	0.007	<1	<0.5	<0.5	<0.01	
1316155	Rock	71.8	0.6	<0.05	0.007	<1	<0.5	<0.5	<0.01	
1316156	Rock	67.7	0.5	<0.05	<0.005	<1	0.8	0.5	<0.01	
1316157	Rock	76.5	0.8	<0.05	<0.005	<1	0.9	<0.5	<0.01	
1316158	Rock	76.9	1.0	0.06	<0.005	<1	<0.5	<0.5	<0.01	
1316159	Rock	56.7	0.8	<0.05	<0.005	<1	<0.5	<0.5	<0.01	
1316160	Rock	64.4	0.6	0.08	<0.005	1	<0.5	<0.5	<0.01	

This report supersedes all previous preliminary and final reports with this file number dated prior to the date on this certificate. Signature indicates final approval; preliminary reports are unsigned and should be used for reference only.

BUREAU VERITAS
MINERAL LABORATORIES
Canada

www.bureauveritas.com/um

Bureau Veritas Commodities Canada Ltd.

9050 Shaughnessy St Vancouver British Columbia V6P 6E5 Canada
PHONE (604) 253-3158

Client: **Goldstrike Resources Ltd.**
1010 - 1130 West Pender St.
Vancouver British Columbia V6E 4A4 Canada

Project: LUC
Report Date: September 18, 2018

CERTIFICATE OF ANALYSIS WHI18000520.1

	Method	WGHT	FA350	MA200	MA200	MA200	MA200	MA200	MA200	MA200	MA200	MA200	MA200	MA200	MA200	MA200	MA200	MA200	MA200	MA200	MA200
	Analyte	Wgt	Au	Mo	Cu	Pb	Zn	Ag	Ni	Co	Mn	Fe	As	U	Th	Sr	Cd	Sb	Bi	V	Ca
	Unit	kg	ppb	ppm	ppm	ppm	ppm	ppm	ppm	ppm	ppm	%	ppm	ppm	ppm	ppm	ppm	ppm	ppm	ppm	%
	MDL	0.01	2	0.1	0.1	0.1	1	0.1	0.1	0.2	1	0.01	1	0.1	0.1	1	0.1	0.1	0.1	1	0.01
1316161	Rock	2.84	<2	0.2	9.7	8.1	63	<0.1	5.5	8.0	597	2.69	<1	0.8	2.8	489	<0.1	0.1	<0.1	71	1.47

This report supersedes all previous preliminary and final reports with this file number dated prior to the date on this certificate. Signature indicates final approval; preliminary reports are unsigned and should be used for reference only.

BUREAU VERITAS
MINERAL LABORATORIES
Canada

www.bureauveritas.com/um

Bureau Veritas Commodities Canada Ltd.

9050 Shaughnessy St Vancouver British Columbia V6P 6E5 Canada
PHONE (604) 253-3158

Client: **Goldstrike Resources Ltd.**
1010 - 1130 West Pender St.
Vancouver British Columbia V6E 4A4 Canada

Project: LUC
Report Date: September 18, 2018

CERTIFICATE OF ANALYSIS WHI18000520.1

	Method	MA200	MA200	MA200	MA200	MA200	MA200	MA200	MA200	MA200	MA200	MA200	MA200	MA200	MA200	MA200	MA200	MA200	MA200	MA200	MA200
	Analyte	P	La	Cr	Mg	Ba	Ti	Al	Na	K	W	Zr	Ce	Sn	Y	Nb	Ta	Be	Sc	Li	S
	Unit	%	ppm	ppm	%	ppm	%	%	%	%	ppm	ppm	ppm	ppm	ppm	ppm	ppm	ppm	ppm	ppm	%
	MDL	0.001	0.1	1	0.01	1	0.001	0.01	0.001	0.01	0.1	0.1	1	0.1	0.1	0.1	0.1	1	1	0.1	0.1
1316161	Rock	0.088	11.4	8	1.14	1123	0.298	10.12	3.543	3.06	0.3	32.1	25	0.8	8.8	7.1	0.4	2	13	18.5	<0.1

This report supersedes all previous preliminary and final reports with this file number dated prior to the date on this certificate. Signature indicates final approval; preliminary reports are unsigned and should be used for reference only.

BUREAU VERITAS
MINERAL LABORATORIES
Canada

www.bureauveritas.com/um

Bureau Veritas Commodities Canada Ltd.

9050 Shaughnessy St Vancouver British Columbia V6P 6E5 Canada
PHONE (604) 253-3158

Client: **Goldstrike Resources Ltd.**
1010 - 1130 West Pender St.
Vancouver British Columbia V6E 4A4 Canada

Project: LUC
Report Date: September 18, 2018

CERTIFICATE OF ANALYSIS WHI18000520.1

	Method	MA200	MA200	MA200	MA200	MA200	MA200	MA200	AQ200	FA550
	Analyte	Rb	Hf	In	Re	Se	Te	Tl	Hg	Au
	Unit	ppm	ppm	ppm	ppm	ppm	ppm	ppm	ppm	gm/t
	MDL	0.1	0.1	0.05	0.005	1	0.5	0.5	0.01	0.9
1316161	Rock	66.3	0.8	<0.05	<0.005	<1	<0.5	<0.5	<0.01	

This report supersedes all previous preliminary and final reports with this file number dated prior to the date on this certificate. Signature indicates final approval; preliminary reports are unsigned and should be used for reference only.

BUREAU VERITAS
MINERAL LABORATORIES
Canada

www.bureauveritas.com/um

Bureau Veritas Commodities Canada Ltd.
9050 Shaughnessy St Vancouver British Columbia V6P 6E5 Canada
PHONE (604) 253-3158

Client: **Goldstrike Resources Ltd.**
1010 - 1130 West Pender St.
Vancouver British Columbia V6E 4A4 Canada

Project: LUC
Report Date: September 18, 2018

QUALITY CONTROL REPORT WHI18000520.1

	Method	WGHT	FA350	MA200	MA200	MA200	MA200	MA200	MA200	MA200	MA200	MA200	MA200	MA200	MA200	MA200	MA200	MA200	MA200	MA200	MA200
	Analyte	Wgt	Au	Mo	Cu	Pb	Zn	Ag	Ni	Co	Mn	Fe	As	U	Th	Sr	Cd	Sb	Bi	V	Ca
	Unit	kg	ppb	ppm	ppm	ppm	ppm	ppm	ppm	ppm	ppm	%	ppm	ppm	ppm	ppm	ppm	ppm	ppm	ppm	%
	MDL	0.01	2	0.1	0.1	0.1	1	0.1	0.1	0.2	1	0.01	1	0.1	0.1	1	0.1	0.1	0.1	1	0.01
Pulp Duplicates																					
1316118	Rock	2.63	136	1.0	8.2	8.2	67	<0.1	5.0	4.4	704	2.85	9	0.3	1.9	315	0.1	2.4	<0.1	38	4.17
REP 1316118	QC																				
1316125	Rock Pulp	0.06	11	7.8	45.7	5.0	58	0.1	37.9	12.8	821	4.18	5	0.6	1.6	308	0.1	0.8	<0.1	120	2.85
REP 1316125	QC			7.3	47.0	5.1	62	0.1	36.6	12.2	819	4.16	5	0.5	1.6	316	0.2	0.8	<0.1	119	2.85
1316148	Rock	2.13	3	0.4	20.3	8.5	93	0.1	3.0	9.3	564	4.21	2	1.1	3.2	229	<0.1	0.2	<0.1	113	1.27
REP 1316148	QC																				
1316153	Rock	2.73	6	0.2	12.6	12.1	73	<0.1	4.6	10.8	600	3.06	4	1.1	3.7	464	<0.1	0.4	<0.1	83	0.96
REP 1316153	QC		7																		
1316158	Rock	3.74	10	0.1	26.6	10.5	123	0.1	4.8	16.8	874	4.65	2	1.1	3.3	287	<0.1	0.3	<0.1	133	1.35
REP 1316158	QC			0.1	27.4	11.2	132	0.2	5.4	18.8	958	4.59	1	1.2	3.9	307	<0.1	0.4	<0.1	133	1.49
Core Reject Duplicates																					
1316115	Rock	3.25	12	0.9	18.6	4.1	35	<0.1	2.5	4.8	455	2.38	7	0.5	2.9	122	0.3	1.5	<0.1	42	1.47
DUP 1316115	QC		11	0.9	18.8	4.0	36	<0.1	2.6	5.0	496	2.43	7	0.5	3.0	124	0.2	1.5	<0.1	42	1.53
1316149	Rock	2.63	4	0.3	9.8	15.7	118	0.1	2.6	11.8	824	4.42	3	1.2	3.0	267	<0.1	0.3	<0.1	115	1.32
DUP 1316149	QC		7	0.2	10.3	14.4	120	0.1	2.4	12.1	848	4.41	<1	1.1	2.9	274	<0.1	0.2	<0.1	115	1.28
Reference Materials																					
STD AGPROOF	Standard																				
STD DS11	Standard																				
STD DS11	Standard																				
STD OREAS25A-4A	Standard			2.2	31.2	23.1	42	<0.1	43.2	7.4	478	6.31	8	2.5	13.4	45	<0.1	0.7	0.4	151	0.26
STD OREAS25A-4A	Standard			2.9	38.5	24.3	43	<0.1	48.2	8.8	520	6.62	10	2.8	16.3	51	<0.1	0.7	0.3	157	0.32
STD OREAS45E	Standard			2.1	720.8	15.9	46	0.3	442.7	53.9	534	22.32	15	2.2	11.5	16	<0.1	0.9	0.3	303	0.06
STD OREAS45EA	Standard																				
STD OREAS45EA	Standard																				
STD OREAS45E	Standard			2.2	772.2	18.8	47	0.3	469.1	59.8	585	24.96	16	2.5	13.2	19	<0.1	0.9	0.2	322	0.06
STD OXC145	Standard		207																		
STD OXC145	Standard		221																		
STD OXC145	Standard		208																		

This report supersedes all previous preliminary and final reports with this file number dated prior to the date on this certificate. Signature indicates final approval; preliminary reports are unsigned and should be used for reference only.

BUREAU VERITAS
MINERAL LABORATORIES
Canada

www.bureauveritas.com/um

Bureau Veritas Commodities Canada Ltd.
9050 Shaughnessy St Vancouver British Columbia V6P 6E5 Canada
PHONE (604) 253-3158

Client: **Goldstrike Resources Ltd.**
1010 - 1130 West Pender St.
Vancouver British Columbia V6E 4A4 Canada

Project: LUC
Report Date: September 18, 2018

QUALITY CONTROL REPORT WHI18000520.1

	Method	MA200	MA200	MA200	MA200	MA200	MA200	MA200	MA200	MA200	MA200	MA200	MA200	MA200	MA200	MA200	MA200	MA200	MA200	MA200	MA200
	Analyte	P	La	Cr	Mg	Ba	Ti	Al	Na	K	W	Zr	Ce	Sn	Y	Nb	Ta	Be	Sc	Li	S
	Unit	%	ppm	ppm	%	ppm	%	%	%	%	ppm	ppm	ppm	ppm	ppm	ppm	ppm	ppm	ppm	ppm	%
	MDL	0.001	0.1	1	0.01	1	0.001	0.01	0.001	0.01	0.1	0.1	1	0.1	0.1	0.1	0.1	1	1	0.1	0.1
Pulp Duplicates																					
1316118	Rock	0.022	12.3	12	0.12	2543	0.068	4.11	0.056	0.34	1.4	8.6	26	0.3	7.6	1.6	0.1	<1	10	28.6	<0.1
REP 1316118	QC																				
1316125	Rock Pulp	0.061	7.7	53	1.35	493	0.358	6.54	2.317	0.94	0.8	25.8	17	1.4	14.5	4.0	0.2	<1	15	13.6	<0.1
REP 1316125	QC	0.058	8.1	53	1.35	481	0.358	6.59	2.314	0.93	0.8	27.8	18	1.3	15.2	3.7	0.2	1	15	13.3	<0.1
1316148	Rock	0.133	14.1	7	0.55	685	0.467	9.03	4.307	1.64	0.5	43.0	32	1.0	13.8	4.5	0.2	<1	22	9.8	<0.1
REP 1316148	QC																				
1316153	Rock	0.092	19.6	10	1.46	1053	0.294	8.42	3.121	1.98	0.5	30.5	37	1.2	11.6	4.8	0.2	2	13	14.3	<0.1
REP 1316153	QC																				
1316158	Rock	0.139	12.5	9	2.45	1193	0.424	10.43	3.022	2.71	0.7	37.3	29	1.2	12.9	5.7	0.3	2	26	31.7	<0.1
REP 1316158	QC	0.138	13.6	10	2.46	1310	0.420	11.12	3.036	2.70	0.9	39.4	32	1.1	13.1	6.0	0.3	2	26	34.0	<0.1
Core Reject Duplicates																					
1316115	Rock	0.021	12.8	3	0.13	562	0.125	6.02	2.361	1.08	4.1	5.4	26	0.5	13.4	1.8	<0.1	<1	9	12.8	<0.1
DUP 1316115	QC	0.021	13.1	3	0.13	569	0.125	6.09	2.361	1.09	4.1	5.8	27	0.6	13.9	2.0	<0.1	<1	9	12.8	<0.1
1316149	Rock	0.158	13.7	6	0.91	924	0.430	10.96	4.485	1.82	0.6	35.5	31	1.0	14.8	5.9	0.3	<1	24	12.8	<0.1
DUP 1316149	QC	0.161	13.9	7	0.89	948	0.428	10.79	4.474	1.76	0.5	34.9	32	1.0	14.9	5.7	0.3	2	25	12.6	<0.1
Reference Materials																					
STD AGPROOF	Standard																				
STD DS11	Standard																				
STD DS11	Standard																				
STD OREAS25A-4A	Standard	0.047	17.3	106	0.31	138	0.900	8.17	0.136	0.48	1.8	146.2	40	3.7	9.4	18.2	1.4	<1	11	36.1	<0.1
STD OREAS25A-4A	Standard	0.053	23.2	118	0.35	157	0.966	9.53	0.121	0.51	1.9	161.9	50	4.1	12.0	21.5	1.4	1	13	35.0	<0.1
STD OREAS45E	Standard	0.031	10.0	883	0.15	239	0.499	6.39	0.057	0.33	0.9	87.4	23	1.4	7.3	5.7	0.5	<1	87	6.5	<0.1
STD OREAS45EA	Standard																				
STD OREAS45EA	Standard																				
STD OREAS45E	Standard	0.035	11.1	983	0.15	253	0.532	6.70	0.056	0.33	1.0	106.3	24	1.4	7.9	6.1	0.6	<1	95	6.0	<0.1
STD OXC145	Standard																				
STD OXC145	Standard																				
STD OXC145	Standard																				

This report supersedes all previous preliminary and final reports with this file number dated prior to the date on this certificate. Signature indicates final approval; preliminary reports are unsigned and should be used for reference only.

BUREAU VERITAS
MINERAL LABORATORIES
Canada

www.bureauveritas.com/um

Bureau Veritas Commodities Canada Ltd.
9050 Shaughnessy St Vancouver British Columbia V6P 6E5 Canada
PHONE (604) 253-3158

Client: **Goldstrike Resources Ltd.**
1010 - 1130 West Pender St.
Vancouver British Columbia V6E 4A4 Canada

Project: LUC
Report Date: September 18, 2018

QUALITY CONTROL REPORT WHI18000520.1

	Method	MA200	MA200	MA200	MA200	MA200	MA200	MA200	AQ200	FA550
	Analyte	Rb	Hf	In	Re	Se	Te	Tl	Hg	Au
	Unit	ppm	ppm	ppm	ppm	ppm	ppm	ppm	ppm	gm/t
	MDL	0.1	0.1	0.05	0.005	1	0.5	0.5	0.01	0.9
Pulp Duplicates										
1316118	Rock	8.1	0.2	0.06	<0.005	<1	<0.5	<0.5	0.13	
REP 1316118	QC								0.11	
1316125	Rock Pulp	14.8	0.8	0.05	<0.005	<1	<0.5	<0.5	0.01	
REP 1316125	QC	16.6	0.8	0.07	<0.005	<1	<0.5	<0.5		
1316148	Rock	47.9	1.0	0.11	<0.005	<1	<0.5	<0.5	<0.01	
REP 1316148	QC								<0.01	
1316153	Rock	62.7	0.7	0.05	<0.005	<1	<0.5	<0.5	<0.01	
REP 1316153	QC									
1316158	Rock	76.9	1.0	0.06	<0.005	<1	<0.5	<0.5	<0.01	
REP 1316158	QC	74.9	1.1	<0.05	<0.005	<1	0.5	0.5		
Core Reject Duplicates										
1316115	Rock	22.0	0.3	<0.05	<0.005	<1	<0.5	<0.5	0.16	
DUP 1316115	QC	22.6	0.3	<0.05	<0.005	<1	<0.5	<0.5	0.13	
1316149	Rock	48.7	1.0	<0.05	<0.005	<1	<0.5	<0.5	<0.01	
DUP 1316149	QC	48.6	1.0	<0.05	<0.005	<1	<0.5	<0.5	<0.01	
Reference Materials										
STD AGPROOF	Standard									<0.9
STD DS11	Standard								0.27	
STD DS11	Standard								0.28	
STD OREAS25A-4A	Standard	51.2	3.8	0.12	<0.005	3	<0.5	<0.5		
STD OREAS25A-4A	Standard	60.3	4.1	0.13	<0.005	2	<0.5	<0.5		
STD OREAS45E	Standard	19.6	2.6	0.08	<0.005	<1	<0.5	<0.5		
STD OREAS45EA	Standard								<0.01	
STD OREAS45EA	Standard								<0.01	
STD OREAS45E	Standard	20.9	3.0	0.12	<0.005	2	<0.5	<0.5		
STD OXC145	Standard									
STD OXC145	Standard									
STD OXC145	Standard									

This report supersedes all previous preliminary and final reports with this file number dated prior to the date on this certificate. Signature indicates final approval; preliminary reports are unsigned and should be used for reference only.

BUREAU VERITAS
MINERAL LABORATORIES
Canada

www.bureauveritas.com/um

Bureau Veritas Commodities Canada Ltd.
9050 Shaughnessy St Vancouver British Columbia V6P 6E5 Canada
PHONE (604) 253-3158

Client: **Goldstrike Resources Ltd.**
1010 - 1130 West Pender St.
Vancouver British Columbia V6E 4A4 Canada

Project: LUC
Report Date: September 18, 2018

QUALITY CONTROL REPORT WHI18000520.1

		WGHT	FA350	MA200	MA200	MA200	MA200	MA200	MA200	MA200	MA200	MA200	MA200	MA200	MA200	MA200	MA200	MA200	MA200	MA200	MA200
		Wgt	Au	Mo	Cu	Pb	Zn	Ag	Ni	Co	Mn	Fe	As	U	Th	Sr	Cd	Sb	Bi	V	Ca
		kg	ppb	ppm	ppm	ppm	ppm	ppm	ppm	ppm	ppm	%	ppm	ppm	ppm	ppm	ppm	ppm	ppm	ppm	%
		0.01	2	0.1	0.1	0.1	1	0.1	0.1	0.2	1	0.01	1	0.1	0.1	1	0.1	0.1	0.1	1	0.01
STD OXH139	Standard		1322																		
STD OXH139	Standard		1290																		
STD OXQ114	Standard																				
STD SP49	Standard																				
STD DS11 Expected																					
STD OREAS25A-4A Expected				2.55	33.9	25.2	44.4		45.8	8.2	470	6.6	9.94	2.94	15.8	48.5		0.67	0.35	157	0.309
STD OREAS45E Expected				2.4	780	18.2	46.7	0.311	454	57	570	24.12	16.3	2.41	12.9	15.9	0.06	1	0.28	322	0.065
STD OXH139 Expected			1312																		
STD OXC145 Expected			212																		
STD AGPROOF Expected																					
STD SP49 Expected																					
STD OXQ114 Expected																					
BLK	Blank			<0.1	<0.1	<0.1	<1	<0.1	0.1	<0.2	<1	<0.01	<1	<0.1	<0.1	<1	<0.1	<0.1	<0.1	<1	<0.01
BLK	Blank																				
BLK	Blank																				
BLK	Blank			<0.1	<0.1	0.2	2	<0.1	0.3	<0.2	2	<0.01	<1	<0.1	<0.1	<1	<0.1	<0.1	<0.1	<1	<0.01
BLK	Blank		<2																		
BLK	Blank		<2																		
BLK	Blank		<2																		
BLK	Blank		<2																		
BLK	Blank		<2																		
BLK	Blank																				
Prep Wash																					
ROCK-WHI	Prep Blank		<2	1.0	5.3	4.0	40	<0.1	0.9	3.9	682	1.99	2	1.1	2.8	206	<0.1	0.2	<0.1	35	1.44
ROCK-WHI	Prep Blank		<2	1.5	4.2	3.1	38	<0.1	1.0	4.0	673	2.03	1	1.1	2.4	220	<0.1	0.1	<0.1	34	1.57

This report supersedes all previous preliminary and final reports with this file number dated prior to the date on this certificate. Signature indicates final approval; preliminary reports are unsigned and should be used for reference only.

BUREAU VERITAS
MINERAL LABORATORIES
Canada

www.bureauveritas.com/um

Bureau Veritas Commodities Canada Ltd.
9050 Shaughnessy St Vancouver British Columbia V6P 6E5 Canada
PHONE (604) 253-3158

Client: **Goldstrike Resources Ltd.**
1010 - 1130 West Pender St.
Vancouver British Columbia V6E 4A4 Canada

Project: LUC
Report Date: September 18, 2018

QUALITY CONTROL REPORT WHI18000520.1

		MA200 P % 0.001	MA200 La ppm 0.1	MA200 Cr ppm 1	MA200 Mg % 0.01	MA200 Ba ppm 1	MA200 Ti % 0.001	MA200 Al % 0.01	MA200 Na % 0.001	MA200 K % 0.01	MA200 W ppm 0.1	MA200 Zr ppm 0.1	MA200 Ce ppm 1	MA200 Sn ppm 0.1	MA200 Y ppm 0.1	MA200 Nb ppm 0.1	MA200 Ta ppm 0.1	MA200 Be ppm 1	MA200 Sc ppm 1	MA200 Li ppm 0.1	MA200 S % 0.1
STD OXH139	Standard																				
STD OXH139	Standard																				
STD OXQ114	Standard																				
STD SP49	Standard																				
STD DS11 Expected																					
STD OREAS25A-4A Expected		0.048	21.8	115	0.327	147	0.977	8.87	0.134	0.482	2	155	48.9	4.06	10.5	20.9	1.5	0.93	13.7	36.7	0.047
STD OREAS45E Expected		0.034	11	979	0.156	252	0.559	6.78	0.059	0.324	1.07	97	23.5	1.32	8.28	6.8	0.54		93	6.58	0.046
STD OXH139 Expected																					
STD OXC145 Expected																					
STD AGPROOF Expected																					
STD SP49 Expected																					
STD OXQ114 Expected																					
BLK	Blank	<0.001	<0.1	<1	<0.01	<1	<0.001	<0.01	<0.001	<0.01	<0.1	<0.1	<1	<0.1	<0.1	<0.1	<0.1	<1	<1	0.3	<0.1
BLK	Blank																				
BLK	Blank																				
BLK	Blank	<0.001	<0.1	<1	<0.01	<1	<0.001	<0.01	0.005	<0.01	<0.1	<0.1	<1	<0.1	<0.1	<0.1	<0.1	<1	<1	<0.1	<0.1
BLK	Blank																				
BLK	Blank																				
BLK	Blank																				
BLK	Blank																				
BLK	Blank																				
BLK	Blank																				
Prep Wash																					
ROCK-WHI	Prep Blank	0.038	13.7	1	0.50	846	0.207	6.77	3.404	1.83	0.3	50.3	29	0.6	16.3	5.2	0.4	<1	7	2.3	<0.1
ROCK-WHI	Prep Blank	0.041	10.8	2	0.48	807	0.212	6.78	3.326	1.76	0.3	48.7	23	0.6	16.0	5.4	0.4	1	7	2.5	<0.1

This report supersedes all previous preliminary and final reports with this file number dated prior to the date on this certificate. Signature indicates final approval; preliminary reports are unsigned and should be used for reference only.

BUREAU VERITAS
MINERAL LABORATORIES
Canada

www.bureauveritas.com/um

Bureau Veritas Commodities Canada Ltd.
9050 Shaughnessy St Vancouver British Columbia V6P 6E5 Canada
PHONE (604) 253-3158

Client: **Goldstrike Resources Ltd.**
1010 - 1130 West Pender St.
Vancouver British Columbia V6E 4A4 Canada

Project: LUC
Report Date: September 18, 2018

QUALITY CONTROL REPORT WHI18000520.1

		MA200 Rb ppm 0.1	MA200 Hf ppm 0.1	MA200 In ppm 0.05	MA200 Re ppm 0.005	MA200 Se ppm 1	MA200 Te ppm 0.5	MA200 Tl ppm 0.5	AQ200 Hg ppm 0.01	FA550 Au gm/t 0.9
STD OXH139	Standard									
STD OXH139	Standard									
STD OXQ114	Standard									35.3
STD SP49	Standard									18.3
STD DS11 Expected									0.26	
STD OREAS25A-4A Expected		61	4.28	0.09		2.5		0.35		
STD OREAS45E Expected		21.2	3.11	0.099		2.97	0.1	0.15		
STD OXH139 Expected										
STD OXC145 Expected										
STD AGPROOF Expected										0
STD SP49 Expected										18.34
STD OXQ114 Expected										35.2
BLK	Blank	0.3	<0.1	<0.05	<0.005	<1	<0.5	<0.5		
BLK	Blank								<0.01	
BLK	Blank								<0.01	
BLK	Blank	0.3	<0.1	<0.05	<0.005	<1	<0.5	<0.5		
BLK	Blank									
BLK	Blank									
BLK	Blank									
BLK	Blank									
BLK	Blank									
BLK	Blank									<0.9
Prep Wash										
ROCK-WHI	Prep Blank	33.8	1.7	<0.05	<0.005	<1	<0.5	<0.5	<0.01	
ROCK-WHI	Prep Blank	33.5	1.6	<0.05	<0.005	<1	<0.5	<0.5	<0.01	

This report supersedes all previous preliminary and final reports with this file number dated prior to the date on this certificate. Signature indicates final approval; preliminary reports are unsigned and should be used for reference only.

LSTR-18-02 Assay Certificate WHI18000521.1

BUREAU VERITAS
MINERAL LABORATORIES
Canada

www.bureauveritas.com/um

Bureau Veritas Commodities Canada Ltd.
9050 Shaughnessy St Vancouver British Columbia V6P 6E5 Canada
PHONE (604) 253-3158

Client: **Goldstrike Resources Ltd.**
1010 - 1130 West Pender St.
Vancouver British Columbia V6E 4A4 Canada

Submitted By:	Email Distribution List
Receiving Lab:	Canada-Whitehorse
Received:	August 01, 2018
Report Date:	September 11, 2018
Page:	1 of 3

CERTIFICATE OF ANALYSIS WHI18000521.1

CLIENT JOB INFORMATION

Project:	LUC
Shipment ID:	LSTR-18-02
P.O. Number	
Number of Samples:	53

SAMPLE DISPOSAL

STOR-PLP	Store After 90 days Invoice for Storage
STOR-RJT	Store After 60 days Invoice for Storage

Bureau Veritas does not accept responsibility for samples left at the laboratory after 90 days without prior written instructions for sample storage or return.

SAMPLE PREPARATION AND ANALYTICAL PROCEDURES

Procedure Code	Number of Samples	Code Description	Test Wgt (g)	Report Status	Lab
PRP70-250	49	Crush, split and pulverize 250 g rock to 200 mesh			WHI
SLBHP	4	Sort, label and box pulps			WHI
FA350-Au	53	50g Fire assay fusion Au by ICP-ES	50	Completed	VAN
EN002	53	Environmental disposal charge-Fire assay lead waste			VAN
MA200	53	4 Acid digestion ICP-MS analysis	0.25	Completed	VAN
AQ200-HG	53	Hg by AR digestion ICP-MS analysis	0.5	Completed	VAN
SHP01	53	Per sample shipping charges for branch shipments			VAN

ADDITIONAL COMMENTS

Invoice To: Lucky Strike Resources Ltd.
1010 – 1130 West Pender Street
Vancouver British Columbia V6E 4A4
Canada

CC:

BRITISH COLUMBIA CERTIFIED ASSAYER
Marcus Lau
MARCUS LAU
Production Manager

This report supersedes all previous preliminary and final reports with this file number dated prior to the date on this certificate. Signature indicates final approval; preliminary reports are unsigned and should be used for reference only.
All results are considered the confidential property of the client. Bureau Veritas assumes the liabilities for actual cost of analysis only. Results apply to samples as submitted.
"*" asterisk indicates that an analytical result could not be provided due to unusually high levels of interference from other elements.

BUREAU VERITAS
MINERAL LABORATORIES
Canada

www.bureauveritas.com/um

Bureau Veritas Commodities Canada Ltd.

9050 Shaughnessy St Vancouver British Columbia V6P 6E5 Canada
PHONE (604) 253-3158

Client: **Goldstrike Resources Ltd.**
1010 - 1130 West Pender St.
Vancouver British Columbia V6E 4A4 Canada

Project: LUC
Report Date: September 11, 2018

CERTIFICATE OF ANALYSIS WHI18000521.1

	Method	WGHT	FA350	MA200	MA200	MA200	MA200	MA200	MA200	MA200	MA200	MA200	MA200	MA200	MA200	MA200	MA200	MA200	MA200	MA200	MA200
	Analyte	Wgt	Au	Mo	Cu	Pb	Zn	Ag	Ni	Co	Mn	Fe	As	U	Th	Sr	Cd	Sb	Bi	V	Ca
	Unit	kg	ppb	ppm	ppm	ppm	ppm	ppm	ppm	ppm	ppm	%	ppm	ppm	ppm	ppm	ppm	ppm	ppm	ppm	%
	MDL	0.01	2	0.1	0.1	0.1	1	0.1	0.1	0.2	1	0.01	1	0.1	0.1	1	0.1	0.1	0.1	1	0.01
1316001	Rock	3.08	15	0.6	7.0	6.3	46	<0.1	5.1	7.8	627	2.40	12	0.6	3.1	191	0.3	2.1	<0.1	47	0.15
1316002	Rock	2.72	8	1.1	3.6	5.2	32	<0.1	2.9	5.6	457	2.01	6	0.4	1.8	162	<0.1	2.0	<0.1	38	0.16
1316003	Rock	3.08	347	11.6	16.4	8.6	67	<0.1	6.7	13.1	765	4.53	10	0.5	3.2	225	0.2	2.6	<0.1	124	0.26
1316004	Rock	3.64	76	1.3	14.5	10.7	111	<0.1	10.2	20.3	1221	6.82	12	0.7	3.7	216	0.2	2.6	<0.1	228	0.50
1316005	Rock	3.52	12	2.1	25.2	9.7	129	<0.1	9.1	21.4	1549	7.20	11	0.6	2.2	181	0.3	1.5	<0.1	253	0.63
1316006	Rock	3.69	9	0.8	22.1	7.5	185	<0.1	8.6	19.3	1759	6.19	8	0.5	1.9	212	0.3	1.0	<0.1	231	0.52
1316007	Rock	3.01	14	1.9	93.2	12.1	200	0.1	13.1	22.3	1446	6.71	12	0.7	3.1	198	0.5	2.3	<0.1	219	1.42
1316008	Rock	3.82	7	2.2	61.9	10.8	216	<0.1	16.5	20.3	1078	5.47	14	0.9	3.7	268	0.5	2.4	<0.1	174	0.38
1316009	Rock	3.58	30	1.3	32.1	8.3	95	<0.1	13.4	17.2	995	5.21	10	0.8	3.5	286	0.3	3.3	<0.1	173	0.44
1316010	Rock	3.53	26	0.9	36.0	10.5	123	0.1	14.7	13.9	902	4.60	9	0.9	2.6	247	0.2	3.4	<0.1	117	0.32
1316011	Rock	3.50	1088	0.9	21.2	6.1	51	0.7	3.6	6.1	430	3.43	6	0.4	2.7	166	0.1	1.1	<0.1	42	0.21
1316012	Rock	4.43	347	0.7	19.5	6.3	50	0.3	2.8	4.0	459	2.84	5	0.4	2.3	192	0.1	0.6	<0.1	36	0.22
1316013	Rock	3.47	1407	0.7	17.1	6.8	51	0.4	5.3	5.7	496	3.14	8	0.6	3.0	172	0.2	1.1	<0.1	37	0.19
1316014	Rock	4.47	2650	0.9	12.8	8.5	46	1.7	7.4	11.3	426	2.88	12	0.9	3.5	216	<0.1	1.7	<0.1	23	0.12
1316015	Rock	4.19	1831	0.8	13.7	7.9	46	1.8	6.9	8.0	356	2.85	11	0.7	2.8	192	0.2	1.5	<0.1	28	0.15
1316016	Rock	3.88	25	0.8	31.5	10.9	173	0.1	17.9	15.0	856	4.32	13	0.7	2.6	345	0.5	3.4	0.1	99	0.19
1316017	Rock	4.08	93	0.7	49.6	10.5	120	0.1	20.1	22.0	1223	6.28	10	0.5	1.7	241	0.3	1.6	<0.1	250	0.18
1316018	Rock	4.68	74	0.6	36.5	8.5	77	0.1	13.9	14.8	967	4.80	7	0.5	2.0	148	0.2	1.3	<0.1	165	0.27
1316019	Rock	4.34	196	0.6	43.0	11.2	98	0.4	12.9	15.1	792	4.63	10	0.8	2.8	199	0.4	3.8	<0.1	114	0.19
1316020	Rock	5.22	558	1.2	35.6	10.5	81	0.6	9.3	8.8	514	3.66	7	0.7	2.7	178	0.3	3.6	0.2	57	0.22
1316021	Rock	5.72	1607	4.4	31.2	8.9	124	0.8	12.9	15.2	803	4.83	7	0.7	3.0	208	0.2	3.9	0.2	116	0.24
1316022	Rock	4.45	18	1.1	45.3	8.7	243	<0.1	30.0	23.8	1861	5.80	9	0.9	3.2	201	0.2	9.1	0.1	195	0.25
1316023	Rock	4.84	18	1.0	66.8	8.2	351	<0.1	39.6	31.2	2159	7.72	8	1.0	1.7	161	0.5	6.1	0.1	247	0.24
1316024	Rock	5.02	125	0.8	38.7	7.7	201	0.1	20.8	25.1	1654	6.26	6	0.7	1.7	144	0.6	2.2	<0.1	187	0.23
1316025	Rock Pulp	0.05	253	193.8	1860.6	43.0	305	0.7	36.6	13.4	788	4.20	16	0.7	1.8	265	1.1	1.8	0.4	120	2.51
1316026	Rock Pulp	0.05	4	2.9	24.6	4.5	50	0.4	22.4	11.5	469	2.54	5	0.8	2.1	252	0.3	0.9	<0.1	83	1.78
1316027	Rock	6.36	10	0.5	8.1	5.8	47	<0.1	4.1	5.3	426	2.41	5	0.5	2.6	182	<0.1	1.1	<0.1	47	0.19
1316028	Rock	3.99	28	0.4	9.0	5.9	40	<0.1	4.6	6.1	414	2.28	6	0.6	3.7	180	<0.1	1.9	<0.1	46	0.19
1316029	Rock	5.05	13	0.5	8.3	4.9	29	<0.1	4.5	4.7	452	2.47	4	0.5	3.3	118	<0.1	1.9	<0.1	49	0.13
1316030	Rock	5.57	4	0.4	7.7	4.7	29	<0.1	3.4	5.6	445	2.31	5	0.5	3.3	111	<0.1	1.2	<0.1	44	0.15

This report supersedes all previous preliminary and final reports with this file number dated prior to the date on this certificate. Signature indicates final approval; preliminary reports are unsigned and should be used for reference only.

BUREAU VERITAS
MINERAL LABORATORIES
Canada

www.bureauveritas.com/um

Bureau Veritas Commodities Canada Ltd.

9050 Shaughnessy St Vancouver British Columbia V6P 6E5 Canada
PHONE (604) 253-3158

Client: **Goldstrike Resources Ltd.**
1010 - 1130 West Pender St.
Vancouver British Columbia V6E 4A4 Canada

Project: LUC
Report Date: September 11, 2018

CERTIFICATE OF ANALYSIS WHI18000521.1

	Method	MA200	MA200	MA200	MA200	MA200	MA200	MA200	MA200	MA200	MA200	MA200	MA200	MA200	MA200	MA200	MA200	MA200	MA200	MA200	MA200
	Analyte	P	La	Cr	Mg	Ba	Ti	Al	Na	K	W	Zr	Ce	Sn	Y	Nb	Ta	Be	Sc	Li	S
	Unit	%	ppm	ppm	%	ppm	%	%	%	%	ppm	ppm	ppm	ppm	ppm	ppm	ppm	ppm	ppm	ppm	%
	MDL	0.001	0.1	1	0.01	1	0.001	0.01	0.001	0.01	0.1	0.1	1	0.1	0.1	0.1	0.1	1	1	0.1	0.1
1316001	Rock	0.028	12.3	3	0.22	355	0.153	6.66	0.255	1.07	3.5	12.6	27	1.4	16.0	3.3	0.2	<1	11	35.9	<0.1
1316002	Rock	0.020	8.0	3	0.13	251	0.120	7.22	1.727	0.68	3.2	10.1	19	1.2	9.9	2.1	0.1	<1	7	31.1	<0.1
1316003	Rock	0.058	12.6	7	0.24	398	0.267	6.91	1.996	0.79	2.4	7.7	28	1.5	13.2	2.8	0.2	<1	15	23.9	<0.1
1316004	Rock	0.079	12.1	13	0.31	653	0.393	7.67	3.044	0.98	3.2	9.4	25	1.4	12.6	2.9	0.2	<1	25	15.8	<0.1
1316005	Rock	0.095	10.9	14	0.46	709	0.398	7.33	3.529	1.02	2.1	7.2	24	1.4	15.0	2.7	0.2	1	26	11.8	<0.1
1316006	Rock	0.061	7.2	17	0.54	716	0.380	7.47	3.288	1.23	1.9	8.0	18	1.1	11.1	2.2	0.1	1	20	11.2	<0.1
1316007	Rock	0.073	12.2	47	0.47	1235	0.450	6.98	1.660	1.21	1.0	8.8	26	1.6	20.6	3.3	0.2	1	21	21.2	<0.1
1316008	Rock	0.067	15.8	35	0.38	1253	0.395	7.32	1.494	1.23	1.0	10.9	31	1.9	21.5	4.0	0.3	<1	22	24.0	<0.1
1316009	Rock	0.062	14.8	27	0.34	572	0.344	7.08	1.327	1.14	2.2	9.5	31	1.8	25.1	3.7	0.3	1	19	22.3	<0.1
1316010	Rock	0.047	11.6	44	0.31	456	0.280	6.96	0.390	1.09	0.8	8.8	24	1.4	15.1	2.5	0.2	<1	19	32.1	<0.1
1316011	Rock	0.022	9.9	6	0.11	267	0.111	6.03	2.432	0.75	1.8	8.2	25	0.9	7.0	1.7	0.1	<1	11	16.0	<0.1
1316012	Rock	0.019	9.0	4	0.10	341	0.106	6.30	3.558	0.88	1.9	8.4	21	0.8	6.0	2.0	0.1	<1	11	10.7	<0.1
1316013	Rock	0.024	12.4	8	0.16	380	0.126	6.35	2.078	0.97	1.6	12.1	28	1.0	8.2	2.8	0.2	<1	12	19.6	<0.1
1316014	Rock	0.030	14.4	6	0.11	318	0.104	6.67	1.646	0.86	3.0	14.4	35	0.9	9.8	2.8	0.2	<1	11	28.8	<0.1
1316015	Rock	0.027	11.8	9	0.13	316	0.101	6.29	1.536	0.86	2.4	11.4	27	0.9	7.2	2.3	0.2	<1	9	24.6	<0.1
1316016	Rock	0.054	11.7	40	0.24	568	0.193	6.57	0.677	0.94	1.2	11.5	26	1.0	11.3	2.4	0.1	1	16	28.9	<0.1
1316017	Rock	0.058	6.7	25	0.49	577	0.298	8.27	0.935	2.22	1.9	8.0	14	0.7	15.1	1.5	<0.1	2	30	24.1	<0.1
1316018	Rock	0.059	8.2	35	0.34	524	0.223	7.49	1.887	2.23	1.6	5.9	17	0.6	9.7	1.6	0.1	<1	21	17.8	<0.1
1316019	Rock	0.044	12.8	17	0.32	429	0.186	6.94	0.474	1.81	2.6	10.9	28	0.9	10.8	1.7	0.1	1	18	31.8	<0.1
1316020	Rock	0.033	12.5	11	0.21	368	0.156	6.56	0.862	1.16	2.1	11.8	27	1.2	8.6	2.3	0.1	<1	14	31.0	<0.1
1316021	Rock	0.052	11.9	25	0.27	424	0.212	6.94	2.064	0.94	2.1	12.5	24	0.9	11.2	2.0	0.1	1	18	21.6	<0.1
1316022	Rock	0.071	13.3	92	0.40	686	0.278	7.27	0.375	1.15	1.3	11.5	24	1.2	14.0	1.8	0.1	1	22	30.7	<0.1
1316023	Rock	0.087	9.2	91	0.41	758	0.407	7.26	0.353	1.40	1.4	8.1	18	1.5	14.5	2.0	0.1	<1	31	25.6	<0.1
1316024	Rock	0.076	9.0	43	0.39	759	0.234	7.09	2.312	1.27	1.1	7.8	21	0.8	9.5	1.4	<0.1	1	24	16.3	<0.1
1316025	Rock Pulp	0.059	8.8	54	1.28	575	0.379	6.06	2.230	0.85	9.2	30.6	18	2.0	14.1	4.4	0.3	<1	15	15.7	0.3
1316026	Rock Pulp	0.054	8.2	32	0.79	480	0.281	5.03	2.097	0.89	28.1	37.7	17	0.6	12.1	3.2	0.2	<1	10	11.8	<0.1
1316027	Rock	0.035	11.0	6	0.25	743	0.144	6.78	2.239	1.16	1.0	8.5	23	1.1	11.3	2.3	0.2	<1	10	17.4	<0.1
1316028	Rock	0.033	13.5	8	0.18	569	0.144	6.68	2.358	1.06	2.1	11.0	29	0.9	12.7	2.6	0.2	<1	10	20.1	<0.1
1316029	Rock	0.027	13.2	8	0.13	700	0.132	6.72	1.784	0.91	2.5	9.7	26	0.6	10.3	2.1	0.1	<1	10	22.7	<0.1
1316030	Rock	0.028	13.7	6	0.14	909	0.130	6.61	2.125	1.04	2.1	8.7	28	0.5	9.7	2.0	0.1	<1	10	20.3	<0.1

This report supersedes all previous preliminary and final reports with this file number dated prior to the date on this certificate. Signature indicates final approval; preliminary reports are unsigned and should be used for reference only.

BUREAU VERITAS
MINERAL LABORATORIES
Canada

www.bureauveritas.com/um

Bureau Veritas Commodities Canada Ltd.

9050 Shaughnessy St Vancouver British Columbia V6P 6E5 Canada
PHONE (604) 253-3158

Client: **Goldstrike Resources Ltd.**
1010 - 1130 West Pender St.
Vancouver British Columbia V6E 4A4 Canada

Project: LUC
Report Date: September 11, 2018

CERTIFICATE OF ANALYSIS WHI18000521.1

	Method	MA200	MA200	MA200	MA200	MA200	MA200	MA200	AQ200
	Analyte	Rb	Hf	In	Re	Se	Te	Tl	Hg
	Unit	ppm	ppm	ppm	ppm	ppm	ppm	ppm	ppm
	MDL	0.1	0.1	0.05	0.005	1	0.5	0.5	0.01
1316001	Rock	26.7	0.4	<0.05	<0.005	2	<0.5	<0.5	0.04
1316002	Rock	16.2	0.3	0.05	<0.005	<1	<0.5	<0.5	0.05
1316003	Rock	22.7	0.3	<0.05	<0.005	<1	<0.5	<0.5	0.04
1316004	Rock	26.4	0.4	0.11	<0.005	<1	<0.5	<0.5	0.05
1316005	Rock	31.8	0.3	0.10	<0.005	<1	<0.5	<0.5	<0.01
1316006	Rock	38.5	0.4	0.10	<0.005	<1	<0.5	<0.5	0.02
1316007	Rock	38.3	0.4	0.14	<0.005	<1	<0.5	<0.5	0.07
1316008	Rock	36.9	0.4	0.08	<0.005	<1	<0.5	<0.5	0.04
1316009	Rock	34.0	0.4	0.07	<0.005	<1	<0.5	<0.5	0.03
1316010	Rock	31.4	0.4	0.09	<0.005	<1	<0.5	<0.5	0.11
1316011	Rock	15.9	0.2	0.07	<0.005	<1	0.7	<0.5	0.16
1316012	Rock	16.8	0.2	0.09	<0.005	<1	<0.5	<0.5	0.07
1316013	Rock	20.5	0.3	0.09	<0.005	<1	0.6	<0.5	0.14
1316014	Rock	16.4	0.4	0.07	<0.005	<1	1.1	<0.5	0.26
1316015	Rock	18.3	0.4	0.06	<0.005	<1	1.0	<0.5	0.20
1316016	Rock	28.0	0.4	0.21	<0.005	<1	<0.5	<0.5	0.08
1316017	Rock	65.4	0.4	0.06	<0.005	<1	<0.5	<0.5	0.04
1316018	Rock	49.2	0.2	<0.05	<0.005	<1	<0.5	<0.5	0.02
1316019	Rock	46.3	0.3	0.08	<0.005	<1	<0.5	<0.5	0.09
1316020	Rock	29.9	0.3	0.09	<0.005	<1	0.8	<0.5	0.11
1316021	Rock	24.9	0.4	0.19	<0.005	<1	0.7	<0.5	0.12
1316022	Rock	39.5	0.4	0.12	<0.005	<1	<0.5	<0.5	0.09
1316023	Rock	47.7	0.4	0.21	<0.005	<1	<0.5	<0.5	0.04
1316024	Rock	35.9	0.3	0.12	<0.005	<1	<0.5	<0.5	0.05
1316025	Rock Pulp	19.6	1.1	0.08	0.095	<1	<0.5	<0.5	0.08
1316026	Rock Pulp	21.5	1.1	0.06	<0.005	<1	<0.5	<0.5	<0.01
1316027	Rock	28.6	0.3	0.06	<0.005	<1	<0.5	<0.5	0.04
1316028	Rock	23.9	0.5	<0.05	<0.005	<1	<0.5	<0.5	0.03
1316029	Rock	19.2	0.4	<0.05	<0.005	<1	<0.5	<0.5	0.01
1316030	Rock	21.4	0.4	<0.05	<0.005	<1	<0.5	<0.5	<0.01

This report supersedes all previous preliminary and final reports with this file number dated prior to the date on this certificate. Signature indicates final approval; preliminary reports are unsigned and should be used for reference only.

BUREAU VERITAS
MINERAL LABORATORIES
Canada

www.bureauveritas.com/um

Bureau Veritas Commodities Canada Ltd.

9050 Shaughnessy St Vancouver British Columbia V6P 6E5 Canada
PHONE (604) 253-3158

Client: **Goldstrike Resources Ltd.**
1010 - 1130 West Pender St.
Vancouver British Columbia V6E 4A4 Canada

Project: LUC
Report Date: September 11, 2018

CERTIFICATE OF ANALYSIS WHI18000521.1

	Method	WGHT	FA350	MA200	MA200	MA200	MA200	MA200	MA200	MA200	MA200	MA200	MA200	MA200	MA200	MA200	MA200	MA200	MA200	MA200	MA200
	Analyte	Wgt	Au	Mo	Cu	Pb	Zn	Ag	Ni	Co	Mn	Fe	As	U	Th	Sr	Cd	Sb	Bi	V	Ca
	Unit	kg	ppb	ppm	ppm	ppm	ppm	ppm	ppm	ppm	ppm	%	ppm	ppm	ppm	ppm	ppm	ppm	ppm	ppm	%
	MDL	0.01	2	0.1	0.1	0.1	1	0.1	0.1	0.2	1	0.01	1	0.1	0.1	1	0.1	0.1	0.1	1	0.01
1316031	Rock	4.79	4	0.6	6.1	5.8	32	<0.1	3.8	4.6	392	1.99	6	0.4	2.5	144	<0.1	1.9	<0.1	39	0.16
1316032	Rock	5.76	4	0.4	8.3	6.1	35	<0.1	3.7	5.8	463	2.37	5	0.5	2.9	146	<0.1	1.4	<0.1	45	0.20
1316033	Rock	5.14	20	0.5	8.3	7.3	43	<0.1	5.3	6.5	445	2.58	6	0.6	5.0	214	<0.1	1.0	<0.1	58	0.37
1316034	Rock	5.13	17	1.0	9.4	6.6	36	<0.1	5.1	6.4	391	2.44	4	0.5	4.0	161	0.1	1.1	<0.1	51	1.70
1316035	Rock	4.60	26	0.6	9.9	9.3	53	<0.1	6.8	8.4	412	2.81	7	0.8	5.2	217	<0.1	2.1	0.1	74	0.32
1316036	Rock	6.78	95	0.9	14.2	6.6	48	<0.1	12.6	9.7	541	2.85	7	0.5	3.5	141	0.1	3.1	<0.1	67	0.52
1316037	Rock	5.59	23	0.9	14.9	7.5	49	<0.1	13.0	10.7	594	3.05	7	0.5	2.9	154	0.1	3.1	<0.1	69	1.27
1316038	Rock	4.58	125	0.8	24.0	7.2	51	<0.1	16.2	10.6	553	2.72	8	0.6	3.9	127	0.2	7.7	<0.1	57	0.46
1316039	Rock	5.08	66	0.6	17.3	8.6	69	<0.1	19.6	14.4	727	3.76	7	0.7	3.7	189	0.1	6.5	<0.1	98	1.47
1316040	Rock	4.26	9	0.8	23.8	11.3	88	<0.1	18.2	18.0	941	5.20	7	0.8	5.7	269	0.1	4.6	<0.1	174	2.06
1316041	Rock	4.68	70	0.6	42.0	5.8	59	<0.1	12.7	12.1	708	3.94	5	0.4	2.5	142	<0.1	3.3	<0.1	86	2.25
1316042	Rock	5.43	16	1.1	21.2	7.5	70	<0.1	35.1	16.2	823	4.63	4	0.5	2.3	183	<0.1	2.0	<0.1	133	3.90
1316043	Rock	4.49	37	0.5	22.6	7.9	80	<0.1	70.8	21.1	826	4.15	3	0.6	2.6	253	0.2	1.3	<0.1	143	4.98
1316044	Rock	5.27	22	0.9	19.7	6.7	71	<0.1	33.3	19.2	947	4.60	4	0.6	2.4	163	0.1	1.5	<0.1	165	4.78
1316045	Rock	4.78	335	1.8	21.1	9.3	75	<0.1	16.7	20.5	915	5.27	4	0.6	2.3	172	<0.1	1.9	<0.1	187	3.82
1316046	Rock	5.10	173	1.8	29.9	9.6	85	<0.1	16.0	25.2	1158	6.57	6	0.7	2.3	135	0.1	2.3	<0.1	192	3.88
1316047	Rock	4.93	86	1.3	40.2	8.7	70	0.1	13.1	21.3	889	5.58	5	0.6	1.9	172	0.2	2.0	<0.1	168	3.18
1316048	Rock	3.34	28	1.5	56.7	7.0	50	<0.1	12.1	15.5	626	4.04	6	0.5	2.0	167	<0.1	1.8	<0.1	117	2.63
1316049	Rock	3.77	34	1.1	19.7	6.7	44	<0.1	11.9	10.9	471	3.17	6	0.5	2.1	167	<0.1	2.0	<0.1	87	2.17
1316050	Rock Pulp	0.06	6720	1.6	14.5	21.2	61	0.3	11.5	1.7	911	0.55	4290	2.6	2.0	197	0.5	36.7	0.4	23	25.20
1316051	Rock Pulp	0.06	5	3.2	23.3	4.8	44	0.3	24.5	12.2	504	2.65	5	0.9	2.2	256	0.2	0.9	<0.1	86	1.89
1316052	Rock	4.40	57	1.6	25.7	11.4	51	0.2	13.8	11.9	574	3.50	6	0.6	2.3	165	0.1	4.0	0.2	83	2.01
1316053	Rock	5.87	78	1.1	38.2	6.5	58	0.1	22.5	15.8	581	3.23	6	0.5	2.3	160	0.1	2.8	<0.1	81	3.28

This report supersedes all previous preliminary and final reports with this file number dated prior to the date on this certificate. Signature indicates final approval; preliminary reports are unsigned and should be used for reference only.

BUREAU VERITAS
MINERAL LABORATORIES
Canada

www.bureauveritas.com/um

Bureau Veritas Commodities Canada Ltd.

9050 Shaughnessy St Vancouver British Columbia V6P 6E5 Canada
PHONE (604) 253-3158

Client: **Goldstrike Resources Ltd.**
1010 - 1130 West Pender St.
Vancouver British Columbia V6E 4A4 Canada

Project: LUC
Report Date: September 11, 2018

CERTIFICATE OF ANALYSIS WHI18000521.1

	Method	MA200	MA200	MA200	MA200	MA200	MA200	MA200	MA200	MA200	MA200	MA200	MA200	MA200	MA200	MA200	MA200	MA200	MA200	MA200	MA200
	Analyte	P	La	Cr	Mg	Ba	Ti	Al	Na	K	W	Zr	Ce	Sn	Y	Nb	Ta	Be	Sc	Li	S
	Unit	%	ppm	ppm	%	ppm	%	%	%	%	ppm	ppm	ppm	ppm	ppm	ppm	ppm	ppm	ppm	ppm	%
	MDL	0.001	0.1	1	0.01	1	0.001	0.01	0.001	0.01	0.1	0.1	1	0.1	0.1	0.1	0.1	1	1	0.1	0.1
1316031	Rock	0.028	11.3	5	0.15	882	0.131	6.93	1.389	1.05	1.9	9.0	22	0.6	9.8	2.2	0.1	<1	8	29.2	<0.1
1316032	Rock	0.027	11.4	8	0.21	421	0.150	6.91	2.568	0.99	1.9	9.9	22	0.7	10.5	2.3	0.1	<1	11	18.4	<0.1
1316033	Rock	0.039	16.6	9	0.23	467	0.203	7.14	3.833	0.90	1.1	10.6	36	1.4	16.2	3.3	0.2	<1	11	12.2	<0.1
1316034	Rock	0.028	14.9	8	0.15	441	0.161	6.43	2.668	1.03	1.8	8.3	29	1.0	12.5	2.8	0.2	<1	9	13.2	<0.1
1316035	Rock	0.059	19.1	9	0.21	525	0.236	7.05	1.345	1.35	1.5	9.6	37	1.2	14.0	3.2	0.2	1	12	22.4	<0.1
1316036	Rock	0.043	14.4	25	0.16	581	0.163	6.77	0.298	0.97	4.9	9.0	27	0.7	9.0	2.2	0.1	<1	12	42.3	<0.1
1316037	Rock	0.039	12.4	23	0.21	489	0.155	6.42	0.151	0.67	2.8	8.8	25	0.7	8.4	1.8	0.1	<1	14	42.2	<0.1
1316038	Rock	0.036	16.2	21	0.16	397	0.160	6.24	0.188	0.69	5.6	9.0	31	0.8	8.0	1.9	0.1	<1	11	49.2	<0.1
1316039	Rock	0.055	15.9	29	0.25	523	0.212	6.58	0.292	0.76	4.0	8.0	31	1.1	8.8	2.1	0.1	<1	16	43.6	<0.1
1316040	Rock	0.071	21.6	30	0.38	572	0.330	6.60	0.514	1.26	3.0	9.0	42	2.0	11.7	2.8	0.2	1	21	26.6	<0.1
1316041	Rock	0.064	10.6	23	0.23	762	0.228	6.58	1.945	1.02	3.6	5.8	22	1.1	8.7	2.8	0.2	1	12	24.4	<0.1
1316042	Rock	0.074	10.1	90	0.32	855	0.282	6.35	2.692	1.25	3.4	5.8	22	1.4	10.3	2.3	0.2	<1	15	11.7	<0.1
1316043	Rock	0.071	11.6	280	0.53	921	0.269	5.99	2.352	1.32	1.4	7.1	23	1.4	10.0	2.0	0.1	<1	18	11.5	<0.1
1316044	Rock	0.055	10.0	107	0.36	696	0.286	6.33	3.008	1.24	3.5	6.1	20	1.6	10.0	1.9	0.1	<1	19	10.4	<0.1
1316045	Rock	0.062	8.6	37	0.44	662	0.359	6.92	3.010	1.58	2.8	5.0	18	1.1	11.4	2.4	0.1	<1	22	9.2	<0.1
1316046	Rock	0.083	11.4	22	0.40	933	0.419	6.57	2.318	1.96	5.3	5.5	24	1.4	13.6	3.0	0.2	2	24	10.0	<0.1
1316047	Rock	0.061	8.7	23	0.36	785	0.364	6.67	2.295	1.47	2.5	5.7	19	1.6	12.1	2.5	0.2	1	20	13.4	<0.1
1316048	Rock	0.049	8.2	21	0.25	781	0.272	6.39	1.342	0.86	2.0	7.4	17	1.3	8.1	2.5	0.2	<1	14	26.8	<0.1
1316049	Rock	0.035	8.3	28	0.23	611	0.212	6.46	1.597	0.92	2.5	8.1	17	1.3	7.1	2.6	0.2	1	11	25.6	<0.1
1316050	Rock Pulp	0.020	18.1	17	6.15	60	0.061	1.10	0.022	0.30	6.4	17.4	17	0.6	10.9	2.5	0.1	<1	2	26.1	<0.1
1316051	Rock Pulp	0.060	9.5	32	0.83	536	0.305	5.35	2.193	0.87	27.1	39.1	18	0.9	13.3	3.8	0.2	1	11	13.9	<0.1
1316052	Rock	0.038	9.9	30	0.23	819	0.203	6.10	1.228	0.89	2.6	10.5	21	1.1	8.7	2.8	0.2	<1	12	31.0	<0.1
1316053	Rock	0.035	8.8	79	0.21	895	0.164	6.03	0.918	0.87	3.3	8.4	17	1.2	7.3	2.3	0.2	<1	14	30.9	<0.1

This report supersedes all previous preliminary and final reports with this file number dated prior to the date on this certificate. Signature indicates final approval; preliminary reports are unsigned and should be used for reference only.

BUREAU VERITAS
MINERAL LABORATORIES
Canada

www.bureauveritas.com/um

Bureau Veritas Commodities Canada Ltd.

9050 Shaughnessy St Vancouver British Columbia V6P 6E5 Canada
PHONE (604) 253-3158

Client: **Goldstrike Resources Ltd.**
1010 - 1130 West Pender St.
Vancouver British Columbia V6E 4A4 Canada

Project: LUC
Report Date: September 11, 2018

CERTIFICATE OF ANALYSIS WHI18000521.1

	Method	MA200	MA200	MA200	MA200	MA200	MA200	MA200	AQ200
	Analyte	Rb	Hf	In	Re	Se	Te	Tl	Hg
	Unit	ppm	ppm	ppm	ppm	ppm	ppm	ppm	ppm
	MDL	0.1	0.1	0.05	0.005	1	0.5	0.5	0.01
1316031	Rock	24.3	0.3	<0.05	<0.005	<1	<0.5	<0.5	0.01
1316032	Rock	23.4	0.4	<0.05	<0.005	<1	<0.5	<0.5	0.01
1316033	Rock	23.6	0.4	<0.05	<0.005	<1	<0.5	<0.5	0.03
1316034	Rock	26.1	0.4	0.07	<0.005	<1	<0.5	<0.5	0.01
1316035	Rock	36.1	0.4	0.05	<0.005	<1	<0.5	<0.5	0.04
1316036	Rock	22.0	0.4	0.05	<0.005	<1	<0.5	<0.5	0.03
1316037	Rock	18.5	0.4	<0.05	<0.005	<1	<0.5	<0.5	0.03
1316038	Rock	15.9	0.4	0.05	<0.005	<1	<0.5	<0.5	0.03
1316039	Rock	21.4	0.3	0.06	<0.005	<1	<0.5	<0.5	0.02
1316040	Rock	34.4	0.4	0.09	<0.005	<1	<0.5	<0.5	0.04
1316041	Rock	25.1	0.2	<0.05	<0.005	<1	<0.5	<0.5	0.02
1316042	Rock	27.8	0.2	0.09	<0.005	<1	<0.5	<0.5	0.01
1316043	Rock	40.1	0.4	0.08	<0.005	<1	<0.5	<0.5	0.02
1316044	Rock	28.0	0.3	0.06	<0.005	<1	<0.5	<0.5	0.01
1316045	Rock	39.4	0.2	<0.05	<0.005	<1	<0.5	<0.5	0.02
1316046	Rock	42.1	0.3	0.10	<0.005	<1	<0.5	<0.5	0.02
1316047	Rock	34.0	0.3	0.08	<0.005	<1	<0.5	<0.5	0.03
1316048	Rock	21.3	0.2	<0.05	<0.005	<1	<0.5	<0.5	0.03
1316049	Rock	22.2	0.3	<0.05	<0.005	<1	<0.5	<0.5	0.02
1316050	Rock Pulp	20.5	0.5	<0.05	<0.005	<1	9.8	16.4	4.36
1316051	Rock Pulp	24.1	1.0	0.05	<0.005	<1	<0.5	<0.5	0.03
1316052	Rock	23.1	0.4	0.06	<0.005	<1	<0.5	<0.5	0.02
1316053	Rock	20.0	0.3	<0.05	<0.005	<1	<0.5	<0.5	0.03

This report supersedes all previous preliminary and final reports with this file number dated prior to the date on this certificate. Signature indicates final approval; preliminary reports are unsigned and should be used for reference only.

BUREAU VERITAS
MINERAL LABORATORIES
Canada

www.bureauveritas.com/um

Bureau Veritas Commodities Canada Ltd.
9050 Shaughnessy St Vancouver British Columbia V6P 6E5 Canada
PHONE (604) 253-3158

Client: **Goldstrike Resources Ltd.**
1010 - 1130 West Pender St.
Vancouver British Columbia V6E 4A4 Canada

Project: LUC
Report Date: September 11, 2018

QUALITY CONTROL REPORT WHI18000521.1

	Method	WGHT	FA350	MA200	MA200	MA200	MA200	MA200	MA200	MA200	MA200	MA200	MA200	MA200	MA200	MA200	MA200	MA200	MA200	MA200	MA200
	Analyte	Wgt	Au	Mo	Cu	Pb	Zn	Ag	Ni	Co	Mn	Fe	As	U	Th	Sr	Cd	Sb	Bi	V	Ca
	Unit	kg	ppb	ppm	ppm	ppm	ppm	ppm	ppm	ppm	ppm	%	ppm	ppm	ppm	ppm	ppm	ppm	ppm	ppm	%
	MDL	0.01	2	0.1	0.1	0.1	1	0.1	0.1	0.2	1	0.01	1	0.1	0.1	1	0.1	0.1	0.1	1	0.01
Pulp Duplicates																					
1316003	Rock	3.08	347	11.6	16.4	8.6	67	<0.1	6.7	13.1	765	4.53	10	0.5	3.2	225	0.2	2.6	<0.1	124	0.26
REP 1316003	QC																				
1316007	Rock	3.01	14	1.9	93.2	12.1	200	0.1	13.1	22.3	1446	6.71	12	0.7	3.1	198	0.5	2.3	<0.1	219	1.42
REP 1316007	QC		12																		
1316009	Rock	3.58	30	1.3	32.1	8.3	95	<0.1	13.4	17.2	995	5.21	10	0.8	3.5	286	0.3	3.3	<0.1	173	0.44
REP 1316009	QC			1.2	32.3	8.0	104	<0.1	13.4	16.5	962	5.10	9	0.8	3.9	263	0.2	3.3	<0.1	169	0.40
1316035	Rock	4.60	26	0.6	9.9	9.3	53	<0.1	6.8	8.4	412	2.81	7	0.8	5.2	217	<0.1	2.1	0.1	74	0.32
REP 1316035	QC																				
1316039	Rock	5.08	66	0.6	17.3	8.6	69	<0.1	19.6	14.4	727	3.76	7	0.7	3.7	189	0.1	6.5	<0.1	98	1.47
REP 1316039	QC		22																		
1316042	Rock	5.43	16	1.1	21.2	7.5	70	<0.1	35.1	16.2	823	4.63	4	0.5	2.3	183	<0.1	2.0	<0.1	133	3.90
REP 1316042	QC			1.0	20.9	7.6	74	<0.1	35.0	16.2	752	4.45	5	0.5	2.2	185	0.2	1.8	<0.1	130	3.75
Core Reject Duplicates																					
1316015	Rock	4.19	1831	0.8	13.7	7.9	46	1.8	6.9	8.0	356	2.85	11	0.7	2.8	192	0.2	1.5	<0.1	28	0.15
DUP 1316015	QC		1640	0.7	14.7	7.8	52	1.7	6.5	8.2	366	2.98	11	0.7	2.8	191	0.1	1.2	<0.1	29	0.14
1316049	Rock	3.77	34	1.1	19.7	6.7	44	<0.1	11.9	10.9	471	3.17	6	0.5	2.1	167	<0.1	2.0	<0.1	87	2.17
DUP 1316049	QC		34	1.0	19.1	6.8	46	<0.1	12.4	11.1	532	3.34	5	0.5	2.1	173	<0.1	1.9	<0.1	90	2.29
Reference Materials																					
STD DS11	Standard																				
STD DS11	Standard																				
STD OREAS25A-4A	Standard			2.4	34.8	25.9	39	<0.1	48.6	8.2	485	6.41	9	3.0	17.1	48	<0.1	0.6	0.3	168	0.30
STD OREAS25A-4A	Standard			2.5	39.8	26.6	49	<0.1	46.1	7.6	499	6.72	10	3.2	17.3	49	0.2	0.7	0.4	176	0.32
STD OREAS45E	Standard			2.8	790.4	20.2	43	0.3	499.6	60.9	588	24.76	17	2.8	15.2	17	<0.1	1.0	0.4	354	0.07
STD OREAS45EA	Standard																				
STD OREAS45E	Standard			2.6	801.8	20.1	48	0.3	511.1	56.0	610	24.73	17	2.5	13.4	17	0.1	1.1	0.4	298	0.07
STD OREAS45EA	Standard																				
STD OXC145	Standard		226																		
STD OXC145	Standard		227																		

This report supersedes all previous preliminary and final reports with this file number dated prior to the date on this certificate. Signature indicates final approval; preliminary reports are unsigned and should be used for reference only.

BUREAU VERITAS
MINERAL LABORATORIES
Canada

www.bureauveritas.com/um

Bureau Veritas Commodities Canada Ltd.
9050 Shaughnessy St Vancouver British Columbia V6P 6E5 Canada
PHONE (604) 253-3158

Client: **Goldstrike Resources Ltd.**
1010 - 1130 West Pender St.
Vancouver British Columbia V6E 4A4 Canada

Project: LUC
Report Date: September 11, 2018

QUALITY CONTROL REPORT WHI18000521.1

	Method	MA200	MA200	MA200	MA200	MA200	MA200	MA200	MA200	MA200	MA200	MA200	MA200	MA200	MA200	MA200	MA200	MA200	MA200	MA200	MA200
	Analyte	P	La	Cr	Mg	Ba	Ti	Al	Na	K	W	Zr	Ce	Sn	Y	Nb	Ta	Be	Sc	Li	S
	Unit	%	ppm	ppm	%	ppm	%	%	%	%	ppm	ppm	ppm	ppm	ppm	ppm	ppm	ppm	ppm	ppm	%
	MDL	0.001	0.1	1	0.01	1	0.001	0.01	0.001	0.01	0.1	0.1	1	0.1	0.1	0.1	0.1	1	1	0.1	0.1
Pulp Duplicates																					
1316003	Rock	0.058	12.6	7	0.24	398	0.267	6.91	1.996	0.79	2.4	7.7	28	1.5	13.2	2.8	0.2	<1	15	23.9	<0.1
REP 1316003	QC																				
1316007	Rock	0.073	12.2	47	0.47	1235	0.450	6.98	1.660	1.21	1.0	8.8	26	1.6	20.6	3.3	0.2	1	21	21.2	<0.1
REP 1316007	QC																				
1316009	Rock	0.062	14.8	27	0.34	572	0.344	7.08	1.327	1.14	2.2	9.5	31	1.8	25.1	3.7	0.3	1	19	22.3	<0.1
REP 1316009	QC	0.057	15.1	25	0.32	522	0.345	7.17	1.318	1.05	2.1	9.2	34	1.8	24.9	3.6	0.3	1	20	22.9	<0.1
1316035	Rock	0.059	19.1	9	0.21	525	0.236	7.05	1.345	1.35	1.5	9.6	37	1.2	14.0	3.2	0.2	1	12	22.4	<0.1
REP 1316035	QC																				
1316039	Rock	0.055	15.9	29	0.25	523	0.212	6.58	0.292	0.76	4.0	8.0	31	1.1	8.8	2.1	0.1	<1	16	43.6	<0.1
REP 1316039	QC																				
1316042	Rock	0.074	10.1	90	0.32	855	0.282	6.35	2.692	1.25	3.4	5.8	22	1.4	10.3	2.3	0.2	<1	15	11.7	<0.1
REP 1316042	QC	0.072	10.2	91	0.33	815	0.286	6.33	2.700	1.22	3.4	6.1	21	1.4	10.0	2.4	0.2	<1	16	12.7	<0.1
Core Reject Duplicates																					
1316015	Rock	0.027	11.8	9	0.13	316	0.101	6.29	1.536	0.86	2.4	11.4	27	0.9	7.2	2.3	0.2	<1	9	24.6	<0.1
DUP 1316015	QC	0.025	11.0	10	0.13	303	0.104	6.34	1.461	0.93	2.7	11.9	25	1.0	6.9	2.3	0.2	<1	9	23.8	<0.1
1316049	Rock	0.035	8.3	28	0.23	611	0.212	6.46	1.597	0.92	2.5	8.1	17	1.3	7.1	2.6	0.2	1	11	25.6	<0.1
DUP 1316049	QC	0.045	8.7	30	0.24	691	0.216	6.73	1.634	0.86	2.4	8.3	18	1.2	7.1	2.6	0.2	1	12	29.9	<0.1
Reference Materials																					
STD DS11	Standard																				
STD DS11	Standard																				
STD OREAS25A-4A	Standard	0.046	22.2	123	0.34	153	0.951	8.81	0.118	0.49	1.8	152.3	47	4.1	10.6	20.7	1.5	<1	13	37.2	<0.1
STD OREAS25A-4A	Standard	0.053	23.1	119	0.34	158	0.988	9.11	0.134	0.50	2.3	158.2	51	4.7	12.2	22.5	1.6	<1	14	41.5	<0.1
STD OREAS45E	Standard	0.033	12.0	1019	0.15	278	0.550	7.18	0.056	0.34	0.9	102.2	25	1.3	8.1	6.5	0.5	<1	96	7.2	<0.1
STD OREAS45EA	Standard																				
STD OREAS45E	Standard	0.034	12.2	986	0.16	284	0.595	7.02	0.064	0.33	1.3	103.2	25	1.6	9.2	6.5	0.6	<1	97	7.3	<0.1
STD OREAS45EA	Standard																				
STD OXC145	Standard																				
STD OXC145	Standard																				

This report supersedes all previous preliminary and final reports with this file number dated prior to the date on this certificate. Signature indicates final approval; preliminary reports are unsigned and should be used for reference only.

BUREAU VERITAS
MINERAL LABORATORIES
Canada

www.bureauveritas.com/um

Bureau Veritas Commodities Canada Ltd.
9050 Shaughnessy St Vancouver British Columbia V6P 6E5 Canada
PHONE (604) 253-3158

Client: **Goldstrike Resources Ltd.**
1010 - 1130 West Pender St.
Vancouver British Columbia V6E 4A4 Canada

Project: LUC
Report Date: September 11, 2018

QUALITY CONTROL REPORT WHI18000521.1

	Method	MA200	MA200	MA200	MA200	MA200	MA200	MA200	AQ200
	Analyte	Rb	Hf	In	Re	Se	Te	Tl	Hg
	Unit	ppm	ppm	ppm	ppm	ppm	ppm	ppm	ppm
	MDL	0.1	0.1	0.05	0.005	1	0.5	0.5	0.01
Pulp Duplicates									
1316003	Rock	22.7	0.3	<0.05	<0.005	<1	<0.5	<0.5	0.04
REP 1316003	QC								0.05
1316007	Rock	38.3	0.4	0.14	<0.005	<1	<0.5	<0.5	0.07
REP 1316007	QC								
1316009	Rock	34.0	0.4	0.07	<0.005	<1	<0.5	<0.5	0.03
REP 1316009	QC	31.0	0.4	0.12	<0.005	<1	<0.5	<0.5	
1316035	Rock	36.1	0.4	0.05	<0.005	<1	<0.5	<0.5	0.04
REP 1316035	QC								0.03
1316039	Rock	21.4	0.3	0.06	<0.005	<1	<0.5	<0.5	0.02
REP 1316039	QC								
1316042	Rock	27.8	0.2	0.09	<0.005	<1	<0.5	<0.5	0.01
REP 1316042	QC	27.6	0.3	0.06	<0.005	<1	<0.5	<0.5	
Core Reject Duplicates									
1316015	Rock	18.3	0.4	0.06	<0.005	<1	1.0	<0.5	0.20
DUP 1316015	QC	17.1	0.3	0.05	<0.005	<1	0.9	<0.5	0.19
1316049	Rock	22.2	0.3	<0.05	<0.005	<1	<0.5	<0.5	0.02
DUP 1316049	QC	23.8	0.3	<0.05	<0.005	<1	<0.5	<0.5	<0.01
Reference Materials									
STD DS11	Standard								0.25
STD DS11	Standard								0.25
STD OREAS25A-4A	Standard	59.7	4.0	0.09	<0.005	2	<0.5	<0.5	
STD OREAS25A-4A	Standard	65.7	4.4	0.10	<0.005	2	<0.5	<0.5	
STD OREAS45E	Standard	22.0	3.0	0.10	<0.005	2	<0.5	<0.5	
STD OREAS45EA	Standard								0.01
STD OREAS45E	Standard	23.2	3.2	0.09	<0.005	2	<0.5	<0.5	
STD OREAS45EA	Standard								<0.01
STD OXC145	Standard								
STD OXC145	Standard								

This report supersedes all previous preliminary and final reports with this file number dated prior to the date on this certificate. Signature indicates final approval; preliminary reports are unsigned and should be used for reference only.

BUREAU VERITAS
MINERAL LABORATORIES
Canada

www.bureauveritas.com/um

Bureau Veritas Commodities Canada Ltd.
9050 Shaughnessy St Vancouver British Columbia V6P 6E5 Canada
PHONE (604) 253-3158

Client: **Goldstrike Resources Ltd.**
1010 - 1130 West Pender St.
Vancouver British Columbia V6E 4A4 Canada

Project: LUC
Report Date: September 11, 2018

QUALITY CONTROL REPORT WHI18000521.1

		WGHT	FA350	MA200	MA200	MA200	MA200	MA200	MA200	MA200	MA200	MA200	MA200	MA200	MA200	MA200	MA200	MA200	MA200	MA200	MA200
		Wgt	Au	Mo	Cu	Pb	Zn	Ag	Ni	Co	Mn	Fe	As	U	Th	Sr	Cd	Sb	Bi	V	Ca
		kg	ppb	ppm	ppm	ppm	ppm	ppm	ppm	ppm	ppm	%	ppm	ppm	ppm	ppm	ppm	ppm	ppm	ppm	%
		0.01	2	0.1	0.1	0.1	1	0.1	0.1	0.2	1	0.01	1	0.1	0.1	1	0.1	0.1	0.1	1	0.01
STD OXC145	Standard		208																		
STD OXH139	Standard		1402																		
STD OXH139	Standard		1364																		
STD OREAS25A-4A Expected				2.55	33.9	25.2	44.4		45.8	8.2	470	6.6	9.94	2.94	15.8	48.5		0.67	0.35	157	0.309
STD OREAS45E Expected				2.4	780	18.2	46.7	0.311	454	57	570	24.12	16.3	2.41	12.9	15.9	0.06	1	0.28	322	0.065
STD DS11 Expected																					
STD OXH139 Expected			1312																		
STD OXC145 Expected			212																		
BLK	Blank			<0.1	<0.1	<0.1	<1	<0.1	<0.1	<0.2	<1	<0.01	<1	<0.1	<0.1	<1	<0.1	<0.1	<0.1	<1	<0.01
BLK	Blank																				
BLK	Blank			<0.1	<0.1	<0.1	<1	<0.1	0.1	<0.2	2	<0.01	<1	<0.1	<0.1	<1	<0.1	<0.1	<0.1	<1	<0.01
BLK	Blank																				
BLK	Blank		2																		
BLK	Blank		<2																		
BLK	Blank		<2																		
BLK	Blank		2																		
BLK	Blank		<2																		
Prep Wash																					
ROCK-WHI	Prep Blank		2	1.3	6.8	4.2	51	<0.1	2.0	5.2	782	2.43	3	1.2	3.3	200	0.2	0.2	<0.1	41	1.57
ROCK-WHI	Prep Blank		<2	1.9	4.5	3.4	47	<0.1	1.3	5.2	774	2.38	1	1.2	3.2	194	<0.1	0.1	<0.1	39	1.44

This report supersedes all previous preliminary and final reports with this file number dated prior to the date on this certificate. Signature indicates final approval; preliminary reports are unsigned and should be used for reference only.

BUREAU VERITAS
MINERAL LABORATORIES
Canada

www.bureauveritas.com/um

Bureau Veritas Commodities Canada Ltd.
9050 Shaughnessy St Vancouver British Columbia V6P 6E5 Canada
PHONE (604) 253-3158

Client: **Goldstrike Resources Ltd.**
1010 - 1130 West Pender St.
Vancouver British Columbia V6E 4A4 Canada

Project: LUC
Report Date: September 11, 2018

QUALITY CONTROL REPORT WHI18000521.1

		MA200 P % 0.001	MA200 La ppm 0.1	MA200 Cr ppm 1	MA200 Mg % 0.01	MA200 Ba ppm 1	MA200 Ti % 0.001	MA200 Al % 0.01	MA200 Na % 0.001	MA200 K % 0.01	MA200 W ppm 0.1	MA200 Zr ppm 0.1	MA200 Ce ppm 1	MA200 Sn ppm 0.1	MA200 Y ppm 0.1	MA200 Nb ppm 0.1	MA200 Ta ppm 0.1	MA200 Be ppm 1	MA200 Sc ppm 1	MA200 Li ppm 0.1	MA200 S % 0.1
STD OXC145	Standard																				
STD OXH139	Standard																				
STD OXH139	Standard																				
STD OREAS25A-4A Expected		0.048	21.8	115	0.327	147	0.977	8.87	0.134	0.482	2	155	48.9	4.06	10.5	20.9	1.5	0.93	13.7	36.7	0.047
STD OREAS45E Expected		0.034	11	979	0.156	252	0.559	6.78	0.059	0.324	1.07	97	23.5	1.32	8.28	6.8	0.54		93	6.58	0.046
STD DS11 Expected																					
STD OXH139 Expected																					
STD OXC145 Expected																					
BLK	Blank	<0.001	<0.1	<1	<0.01	<1	<0.001	<0.01	0.005	<0.01	<0.1	<0.1	<1	<0.1	<0.1	<0.1	<0.1	<1	<1	<0.1	<0.1
BLK	Blank																				
BLK	Blank	<0.001	<0.1	1	<0.01	<1	<0.001	<0.01	<0.001	<0.01	<0.1	<0.1	<1	<0.1	<0.1	<0.1	<0.1	<1	<1	<0.1	<0.1
BLK	Blank																				
BLK	Blank																				
BLK	Blank																				
BLK	Blank																				
BLK	Blank																				
BLK	Blank																				
Prep Wash																					
ROCK-WHI	Prep Blank	0.042	12.9	6	0.60	802	0.213	6.31	3.321	1.62	0.4	53.8	25	1.0	17.0	5.8	0.4	1	8	3.1	0.1
ROCK-WHI	Prep Blank	0.041	12.7	4	0.57	838	0.224	6.31	3.462	1.73	0.4	55.2	27	0.8	17.8	6.0	0.5	<1	8	2.6	<0.1

This report supersedes all previous preliminary and final reports with this file number dated prior to the date on this certificate. Signature indicates final approval; preliminary reports are unsigned and should be used for reference only.

BUREAU VERITAS
MINERAL LABORATORIES
Canada

www.bureauveritas.com/um

Bureau Veritas Commodities Canada Ltd.
9050 Shaughnessy St Vancouver British Columbia V6P 6E5 Canada
PHONE (604) 253-3158

Client: **Goldstrike Resources Ltd.**
1010 - 1130 West Pender St.
Vancouver British Columbia V6E 4A4 Canada

Project: LUC
Report Date: September 11, 2018

QUALITY CONTROL REPORT WHI18000521.1

		MA200 Rb ppm 0.1	MA200 Hf ppm 0.1	MA200 In ppm 0.05	MA200 Re ppm 0.005	MA200 Se ppm 1	MA200 Te ppm 0.5	MA200 Tl ppm 0.5	AQ200 Hg ppm 0.01
STD OXC145	Standard								
STD OXH139	Standard								
STD OXH139	Standard								
STD OREAS25A-4A Expected		61	4.28	0.09		2.5		0.35	
STD OREAS45E Expected		21.2	3.11	0.099		2.97	0.1	0.15	
STD DS11 Expected									0.26
STD OXH139 Expected									
STD OXC145 Expected									
BLK	Blank	<0.1	<0.1	<0.05	<0.005	<1	<0.5	<0.5	
BLK	Blank								<0.01
BLK	Blank	<0.1	<0.1	<0.05	<0.005	1	<0.5	<0.5	
BLK	Blank								<0.01
BLK	Blank								
BLK	Blank								
BLK	Blank								
BLK	Blank								
BLK	Blank								
Prep Wash									
ROCK-WHI	Prep Blank	32.8	2.0	0.06	<0.005	<1	<0.5	<0.5	<0.01
ROCK-WHI	Prep Blank	35.7	1.8	<0.05	<0.005	<1	<0.5	<0.5	<0.01

This report supersedes all previous preliminary and final reports with this file number dated prior to the date on this certificate. Signature indicates final approval; preliminary reports are unsigned and should be used for reference only.

LSTR-18-03 Assay Certificates WHI18000665.1 and WHI18000666.1

BUREAU VERITAS
MINERAL LABORATORIES
Canada

www.bureauveritas.com/um

Bureau Veritas Commodities Canada Ltd.
9050 Shaughnessy St Vancouver British Columbia V6P 6E5 Canada
PHONE (604) 253-3158

Client: **Goldstrike Resources Ltd.**
1010 - 1130 West Pender St.
Vancouver British Columbia V6E 4A4 Canada

Submitted By:	Email Distribution List
Receiving Lab:	Canada-Whitehorse
Received:	August 17, 2018
Report Date:	October 11, 2018
Page:	1 of 5

CERTIFICATE OF ANALYSIS WHI18000665.1

CLIENT JOB INFORMATION

Project:	LUC
Shipment ID:	LSTR-18-03
P.O. Number	
Number of Samples:	100

SAMPLE DISPOSAL

STOR-PLP	Store After 90 days Invoice for Storage
STOR-RJT	Store After 60 days Invoice for Storage

Bureau Veritas does not accept responsibility for samples left at the laboratory after 90 days without prior written instructions for sample storage or return.

SAMPLE PREPARATION AND ANALYTICAL PROCEDURES

Procedure Code	Number of Samples	Code Description	Test Wgt (g)	Report Status	Lab
PRP70-250	93	Crush, split and pulverize 250 g rock to 200 mesh			WHI
SLBHP	7	Sort, label and box pulps			WHI
FA350-Au	99	50g Fire assay fusion Au by ICP-ES	50	Completed	VAN
EN002	100	Environmental disposal charge-Fire assay lead waste			VAN
MA200	100	4 Acid digestion ICP-MS analysis	0.25	Completed	VAN
AQ200-HG	100	Hg by AR digestion ICP-MS analysis	0.5	Completed	VAN
SHP01	100	Per sample shipping charges for branch shipments			VAN

ADDITIONAL COMMENTS

Invoice To: Luckystrike Resources Ltd.
1010 – 1130 West Pender Street
Vancouver British Columbia V6E 4A4
Canada

CC:

BRITISH COLUMBIA CERTIFIED ASSAYER
Marcus Lau
MARCUS LAU
Production Manager

This report supersedes all previous preliminary and final reports with this file number dated prior to the date on this certificate. Signature indicates final approval; preliminary reports are unsigned and should be used for reference only.
All results are considered the confidential property of the client. Bureau Veritas assumes the liabilities for actual cost of analysis only. Results apply to samples as submitted.
"*" asterisk indicates that an analytical result could not be provided due to unusually high levels of interference from other elements.

BUREAU VERITAS
MINERAL LABORATORIES
Canada

www.bureauveritas.com/um

Bureau Veritas Commodities Canada Ltd.

9050 Shaughnessy St Vancouver British Columbia V6P 6E5 Canada
PHONE (604) 253-3158

Client: **Goldstrike Resources Ltd.**
1010 - 1130 West Pender St.
Vancouver British Columbia V6E 4A4 Canada

Project: LUC
Report Date: October 11, 2018

CERTIFICATE OF ANALYSIS WHI18000665.1

	Method	WGHT	FA350	MA200	MA200	MA200	MA200	MA200	MA200	MA200	MA200	MA200	MA200	MA200	MA200	MA200	MA200	MA200	MA200	MA200	MA200
	Analyte	Wgt	Au	Mo	Cu	Pb	Zn	Ag	Ni	Co	Mn	Fe	As	U	Th	Sr	Cd	Sb	Bi	V	Ca
	Unit	kg	ppb	ppm	ppm	ppm	ppm	ppm	ppm	ppm	ppm	%	ppm	ppm	ppm	ppm	ppm	ppm	ppm	ppm	%
	MDL	0.01	2	0.1	0.1	0.1	1	0.1	0.1	0.2	1	0.01	1	0.1	0.1	1	0.1	0.1	0.1	1	0.01
1473501	Rock	3.49	54	2.0	19.2	8.9	55	0.3	25.9	13.8	879	3.27	7	0.4	6.0	116	0.3	3.0	<0.1	91	0.71
1473502	Rock	5.05	33	1.6	27.9	7.2	47	<0.1	20.0	13.5	881	3.30	7	0.6	4.7	179	0.2	3.7	<0.1	108	3.46
1473503	Rock	4.31	789	0.4	28.3	7.0	67	0.5	30.8	16.8	860	4.16	5	0.6	7.8	208	0.2	1.2	<0.1	112	1.47
1473504	Rock	5.28	5	0.7	31.0	9.4	82	<0.1	28.4	24.0	1359	5.55	6	0.6	3.8	128	0.2	2.5	<0.1	204	7.78
1473505	Rock	4.77	4	0.7	23.2	8.0	67	<0.1	17.4	17.2	880	4.10	7	0.4	1.5	208	0.2	3.7	<0.1	180	6.24
1473506	Rock	6.47	6	1.5	16.4	15.3	96	<0.1	27.1	16.4	1018	3.76	22	0.4	2.0	254	0.4	11.0	<0.1	113	4.93
1473507	Rock	3.76	53	1.6	17.7	9.9	70	0.4	36.8	12.8	774	3.03	14	0.6	3.0	119	0.4	22.0	<0.1	102	0.17
1473508	Rock	3.94	34	7.3	37.3	29.6	78	0.5	57.8	19.3	836	3.56	22	0.8	3.8	288	0.5	31.0	0.3	101	0.30
1473509	Rock	4.33	87	13.4	48.2	43.9	77	0.9	71.5	22.5	784	3.52	37	1.0	5.6	476	0.5	21.5	0.3	114	1.11
1473510	Rock	2.95	14	2.1	18.8	11.5	40	0.3	28.0	9.2	517	1.94	16	0.4	3.7	202	0.4	9.5	<0.1	66	1.11
1473511	Rock	3.11	4	3.1	29.3	8.6	42	0.4	32.1	7.9	535	1.67	17	0.4	1.1	132	0.2	20.5	<0.1	59	0.15
1473512	Rock	3.55	3	0.8	30.7	8.4	49	0.1	21.7	8.9	424	2.07	17	0.6	2.3	206	0.4	25.6	<0.1	66	0.14
1473513	Rock	3.31	10	1.2	43.3	7.3	68	0.2	41.9	10.5	505	2.73	12	1.0	5.1	204	0.3	19.8	<0.1	204	0.42
1473514	Rock	3.15	5	1.0	29.4	7.0	60	0.2	21.6	10.8	598	3.14	5	0.6	6.6	196	0.3	8.1	<0.1	103	0.19
1473515	Rock	2.69	6	1.0	5.8	8.2	49	<0.1	8.1	7.8	604	3.86	12	0.4	7.8	257	0.2	15.7	<0.1	71	0.14
1473516	Rock	3.18	36	1.2	23.1	6.4	37	0.2	14.3	7.5	463	2.49	13	0.4	4.1	122	0.1	19.8	<0.1	50	0.12
1473517	Rock	4.39	51	5.6	9.4	8.3	19	0.3	17.1	5.0	333	1.39	6	0.4	2.3	85	0.2	8.9	<0.1	23	0.10
1473518	Rock	3.56	29	2.5	10.9	13.1	39	0.3	17.3	6.7	423	1.99	13	0.6	5.0	186	0.2	29.0	<0.1	36	0.13
1473519	Rock	4.81	85	1.1	10.4	4.7	24	0.2	10.6	6.0	232	1.86	7	0.2	2.7	86	0.2	10.3	<0.1	24	0.10
1473520	Rock	4.75	60	1.3	20.5	5.8	37	0.2	12.0	10.3	626	2.62	3	0.2	4.5	85	0.2	4.4	<0.1	60	0.14
1473521	Rock	3.92	17	0.9	15.6	6.0	30	0.1	8.5	8.8	529	2.67	3	0.2	3.3	64	0.3	3.2	<0.1	64	0.23
1473522	Rock	3.05	12	1.4	21.2	10.6	45	<0.1	9.3	11.2	700	3.41	4	0.3	5.1	158	0.2	1.9	<0.1	90	0.60
1473523	Rock	3.38	10	0.6	20.2	5.3	32	<0.1	4.9	9.6	858	3.14	2	0.1	4.0	99	0.4	0.8	<0.1	92	2.65
1473524	Rock	3.31	9	1.0	18.0	5.6	41	<0.1	4.9	13.6	995	3.78	3	0.1	3.3	94	0.2	1.2	<0.1	109	2.77
1473525	Rock Pulp	0.06	3	2.8	21.7	3.6	39	0.4	23.0	11.6	481	2.46	5	0.6	1.7	235	0.2	0.8	<0.1	81	1.78
1473526	Rock Pulp	0.05	I.S.	190.5	1884.8	37.4	266	0.7	37.4	15.0	732	4.07	16	0.6	1.6	271	1.2	1.8	0.3	118	2.52
1473527	Rock	3.60	9	1.6	9.3	6.7	45	<0.1	4.3	12.2	726	3.32	10	0.2	3.8	175	0.4	2.2	<0.1	108	3.18
1473528	Rock	3.67	8	0.6	16.2	4.9	35	<0.1	3.7	11.0	643	3.23	5	0.2	4.0	133	0.4	0.9	<0.1	99	2.22
1473529	Rock	3.47	11	1.0	19.2	4.6	40	<0.1	5.0	14.3	709	3.94	3	0.2	5.0	111	0.4	0.9	<0.1	114	2.19
1473530	Rock	3.41	13	1.4	72.5	4.8	37	<0.1	4.2	13.4	931	3.94	2	<0.1	2.2	102	0.9	0.9	<0.1	115	3.56

This report supersedes all previous preliminary and final reports with this file number dated prior to the date on this certificate. Signature indicates final approval; preliminary reports are unsigned and should be used for reference only.

BUREAU VERITAS MINERAL LABORATORIES Canada

www.bureauveritas.com/um

Bureau Veritas Commodities Canada Ltd.

9050 Shaughnessy St Vancouver British Columbia V6P 6E5 Canada
PHONE (604) 253-3158

Client: **Goldstrike Resources Ltd.**
1010 - 1130 West Pender St.
Vancouver British Columbia V6E 4A4 Canada

Project: LUC
Report Date: October 11, 2018

CERTIFICATE OF ANALYSIS WHI18000665.1

	Method	MA200	MA200	MA200	MA200	MA200	MA200	MA200	MA200	MA200	MA200	MA200	MA200	MA200	MA200	MA200	MA200	MA200	MA200	MA200	MA200
	Analyte	P	La	Cr	Mg	Ba	Ti	Al	Na	K	W	Zr	Ce	Sn	Y	Nb	Ta	Be	Sc	Li	S
	Unit	%	ppm	ppm	%	ppm	%	%	%	%	ppm	ppm	ppm	ppm	ppm	ppm	ppm	ppm	ppm	ppm	%
	MDL	0.001	0.1	1	0.01	1	0.001	0.01	0.001	0.01	0.1	0.1	1	0.1	0.1	0.1	0.1	1	1	0.1	0.1
1473501	Rock	0.034	16.6	59	0.27	1284	0.141	6.78	3.308	2.80	10.6	6.2	34	0.4	8.9	3.8	0.2	<1	13	6.5	<0.1
1473502	Rock	0.027	16.8	67	0.63	1790	0.177	5.62	2.213	1.31	5.9	7.8	35	0.7	11.6	4.0	0.2	1	17	10.2	<0.1
1473503	Rock	0.049	22.4	101	1.12	1661	0.247	6.85	2.498	1.95	4.0	6.1	50	0.9	14.2	6.3	0.4	2	17	11.5	<0.1
1473504	Rock	0.033	18.6	81	1.03	1764	0.272	6.32	0.519	1.56	1.0	4.9	36	0.7	19.5	5.1	0.3	1	29	11.8	<0.1
1473505	Rock	0.039	8.2	32	0.64	2506	0.179	6.36	1.696	1.53	1.2	5.2	15	0.4	13.8	2.9	0.2	<1	17	13.5	<0.1
1473506	Rock	0.060	9.1	54	0.59	1907	0.262	6.68	1.623	1.30	3.7	5.5	20	0.4	11.7	4.6	0.3	2	12	23.4	<0.1
1473507	Rock	0.058	10.3	71	0.19	1457	0.190	7.27	0.117	3.49	13.5	8.0	22	0.5	8.0	3.8	0.3	2	11	27.4	<0.1
1473508	Rock	0.114	15.5	133	0.20	1408	0.228	4.79	0.063	1.93	7.4	9.4	32	0.4	14.0	4.2	0.2	1	17	25.9	<0.1
1473509	Rock	0.085	19.9	215	0.16	1690	0.215	5.28	0.130	1.25	5.8	11.0	41	1.0	14.2	5.2	0.3	1	18	37.7	<0.1
1473510	Rock	0.039	9.7	28	0.23	2201	0.118	6.24	0.838	0.95	3.4	8.3	22	0.6	7.4	3.6	0.3	<1	6	38.3	0.1
1473511	Rock	0.047	5.2	37	0.09	2885	0.070	6.88	0.027	0.68	1.7	8.5	11	0.2	5.5	2.2	0.2	<1	5	42.4	<0.1
1473512	Rock	0.051	8.1	35	0.08	3647	0.214	7.24	0.041	1.29	2.0	7.6	18	0.4	7.4	5.5	0.7	<1	6	33.3	<0.1
1473513	Rock	0.182	18.1	52	0.20	2941	0.220	5.50	0.042	1.85	8.2	9.0	32	0.7	13.8	6.7	0.4	1	10	17.5	<0.1
1473514	Rock	0.064	19.6	26	0.26	1876	0.215	6.86	0.195	1.95	7.0	10.2	43	1.0	12.1	5.5	0.4	1	12	19.2	<0.1
1473515	Rock	0.056	23.3	12	0.27	1434	0.241	7.43	0.027	1.82	11.3	8.3	51	1.4	13.5	5.5	0.3	<1	14	31.3	<0.1
1473516	Rock	0.035	12.3	12	0.10	2231	0.120	6.86	0.039	1.26	6.7	8.3	26	0.6	7.4	3.4	0.2	<1	7	37.1	<0.1
1473517	Rock	0.029	8.5	23	0.04	1364	0.060	3.18	0.029	0.15	2.9	6.6	17	0.3	5.1	1.9	0.1	<1	5	19.7	<0.1
1473518	Rock	0.043	14.8	22	0.07	1902	0.115	5.55	0.030	1.06	3.7	6.9	32	0.5	7.0	3.8	0.2	2	6	25.8	<0.1
1473519	Rock	0.026	7.8	10	0.05	3547	0.037	8.53	0.846	0.27	2.7	6.5	17	0.2	4.5	1.3	<0.1	<1	3	49.9	<0.1
1473520	Rock	0.034	14.4	13	0.09	2620	0.102	7.19	2.867	0.52	7.5	5.4	30	0.4	6.0	2.2	0.1	<1	10	23.2	<0.1
1473521	Rock	0.030	11.6	10	0.05	1447	0.072	4.87	0.551	0.21	3.4	4.4	24	0.2	5.7	1.3	<0.1	<1	10	26.0	<0.1
1473522	Rock	0.041	12.9	13	0.18	981	0.135	7.28	2.900	0.75	1.7	8.6	27	0.5	7.6	2.3	0.2	2	13	20.0	<0.1
1473523	Rock	0.033	10.9	10	0.37	1637	0.107	6.24	4.015	0.74	1.9	5.5	23	0.4	6.5	2.0	0.1	<1	13	9.7	<0.1
1473524	Rock	0.033	10.3	7	0.32	1108	0.129	6.26	3.983	0.86	1.7	4.0	22	0.5	8.4	2.1	0.1	<1	15	9.3	<0.1
1473525	Rock Pulp	0.051	8.0	32	0.78	480	0.257	5.05	2.108	0.80	28.6	35.4	17	0.7	12.4	3.3	0.2	<1	10	11.8	<0.1
1473526	Rock Pulp	0.056	8.2	62	1.29	593	0.347	6.14	2.257	0.88	9.0	30.5	19	1.9	15.3	4.2	0.3	<1	15	16.7	0.3
1473527	Rock	0.037	11.0	8	0.34	1465	0.139	6.71	2.879	0.89	1.2	4.0	24	0.5	8.3	2.4	0.2	<1	15	24.5	<0.1
1473528	Rock	0.042	11.1	8	0.41	838	0.112	6.98	4.061	0.92	1.1	3.7	24	0.5	7.7	2.0	0.1	1	17	9.5	<0.1
1473529	Rock	0.036	13.3	10	0.39	937	0.131	7.12	3.845	1.14	1.8	4.6	29	0.5	8.1	2.2	0.2	<1	18	9.3	<0.1
1473530	Rock	0.038	6.7	9	0.63	1078	0.119	6.16	4.968	0.44	3.1	3.5	16	0.4	6.2	1.5	<0.1	<1	16	5.7	<0.1

This report supersedes all previous preliminary and final reports with this file number dated prior to the date on this certificate. Signature indicates final approval; preliminary reports are unsigned and should be used for reference only.

BUREAU VERITAS
MINERAL LABORATORIES
Canada

www.bureauveritas.com/um

Bureau Veritas Commodities Canada Ltd.

9050 Shaughnessy St Vancouver British Columbia V6P 6E5 Canada
PHONE (604) 253-3158

Client: **Goldstrike Resources Ltd.**
1010 - 1130 West Pender St.
Vancouver British Columbia V6E 4A4 Canada

Project: LUC
Report Date: October 11, 2018

CERTIFICATE OF ANALYSIS WHI18000665.1

	Method	MA200	MA200	MA200	MA200	MA200	MA200	MA200	AQ200
	Analyte	Rb	Hf	In	Re	Se	Te	Tl	Hg
	Unit	ppm	ppm	ppm	ppm	ppm	ppm	ppm	ppm
	MDL	0.1	0.1	0.05	0.005	1	0.5	0.5	0.01
1473501	Rock	39.7	0.3	<0.05	<0.005	<1	0.7	<0.5	0.25
1473502	Rock	31.6	0.3	<0.05	<0.005	<1	0.7	<0.5	0.12
1473503	Rock	50.0	0.3	<0.05	<0.005	<1	1.6	<0.5	1.75
1473504	Rock	53.6	0.3	<0.05	<0.005	<1	<0.5	<0.5	0.05
1473505	Rock	37.0	0.3	<0.05	<0.005	<1	<0.5	<0.5	0.06
1473506	Rock	31.9	0.2	<0.05	<0.005	<1	<0.5	<0.5	0.18
1473507	Rock	73.5	0.3	<0.05	<0.005	<1	2.3	<0.5	2.20
1473508	Rock	50.5	0.4	<0.05	<0.005	<1	0.8	<0.5	1.34
1473509	Rock	28.3	0.4	<0.05	<0.005	<1	2.2	<0.5	1.64
1473510	Rock	18.0	0.3	<0.05	<0.005	<1	0.6	<0.5	0.43
1473511	Rock	17.6	0.3	<0.05	<0.005	<1	<0.5	<0.5	0.37
1473512	Rock	27.0	0.3	<0.05	<0.005	<1	<0.5	<0.5	0.19
1473513	Rock	45.9	0.3	<0.05	<0.005	<1	<0.5	<0.5	0.73
1473514	Rock	45.3	0.3	<0.05	<0.005	<1	<0.5	<0.5	0.35
1473515	Rock	40.8	0.4	<0.05	<0.005	<1	<0.5	<0.5	0.09
1473516	Rock	22.1	0.3	<0.05	0.006	<1	<0.5	<0.5	0.21
1473517	Rock	3.7	0.1	<0.05	<0.005	<1	<0.5	<0.5	0.47
1473518	Rock	17.4	0.2	<0.05	<0.005	<1	<0.5	<0.5	0.33
1473519	Rock	6.3	0.2	<0.05	<0.005	<1	<0.5	<0.5	0.14
1473520	Rock	12.6	0.2	<0.05	<0.005	<1	<0.5	<0.5	0.13
1473521	Rock	5.2	0.2	<0.05	<0.005	<1	<0.5	<0.5	0.14
1473522	Rock	19.7	0.2	<0.05	<0.005	<1	<0.5	<0.5	0.16
1473523	Rock	12.6	0.3	<0.05	<0.005	<1	<0.5	<0.5	0.40
1473524	Rock	14.4	0.2	<0.05	<0.005	<1	<0.5	<0.5	0.04
1473525	Rock Pulp	21.0	0.9	<0.05	<0.005	<1	<0.5	<0.5	0.02
1473526	Rock Pulp	19.1	0.9	0.12	0.097	3	<0.5	<0.5	0.09
1473527	Rock	25.8	0.2	<0.05	<0.005	<1	<0.5	<0.5	0.08
1473528	Rock	21.7	0.2	<0.05	<0.005	<1	<0.5	<0.5	0.07
1473529	Rock	25.8	0.2	<0.05	<0.005	<1	<0.5	<0.5	0.08
1473530	Rock	4.9	0.1	<0.05	<0.005	<1	<0.5	<0.5	0.09

This report supersedes all previous preliminary and final reports with this file number dated prior to the date on this certificate. Signature indicates final approval; preliminary reports are unsigned and should be used for reference only.

BUREAU VERITAS
MINERAL LABORATORIES
Canada

www.bureauveritas.com/um

Bureau Veritas Commodities Canada Ltd.

9050 Shaughnessy St Vancouver British Columbia V6P 6E5 Canada
PHONE (604) 253-3158

Client: **Goldstrike Resources Ltd.**
1010 - 1130 West Pender St.
Vancouver British Columbia V6E 4A4 Canada

Project: LUC
Report Date: October 11, 2018

CERTIFICATE OF ANALYSIS WHI18000665.1

	Method	WGHT	FA350	MA200	MA200	MA200	MA200	MA200	MA200	MA200	MA200	MA200	MA200	MA200	MA200	MA200	MA200	MA200	MA200	MA200	MA200
	Analyte	Wgt	Au	Mo	Cu	Pb	Zn	Ag	Ni	Co	Mn	Fe	As	U	Th	Sr	Cd	Sb	Bi	V	Ca
	Unit	kg	ppb	ppm	ppm	ppm	ppm	ppm	ppm	ppm	ppm	%	ppm	ppm	ppm	ppm	ppm	ppm	ppm	ppm	%
	MDL	0.01	2	0.1	0.1	0.1	1	0.1	0.1	0.2	1	0.01	1	0.1	0.1	1	0.1	0.1	0.1	1	0.01
1473531	Rock	3.57	10	1.0	25.6	6.0	35	<0.1	5.0	13.5	970	4.40	2	0.2	3.5	135	0.8	0.8	<0.1	118	3.93
1473532	Rock	3.31	18	1.0	34.7	6.1	38	0.1	6.4	12.2	699	3.56	3	0.2	4.0	139	0.4	1.0	<0.1	92	2.59
1473533	Rock	3.77	18	1.6	29.6	8.2	51	0.1	11.7	12.4	1334	4.15	7	0.4	8.5	117	0.6	3.6	<0.1	100	5.49
1473534	Rock	3.15	20	4.0	33.6	10.2	79	0.1	15.2	21.2	1396	5.83	16	0.4	2.0	178	1.0	9.0	<0.1	197	4.21
1473535	Rock	4.31	36	3.5	45.8	7.2	53	0.1	13.2	18.1	979	4.47	4	0.3	2.7	172	0.8	2.5	<0.1	143	3.89
1473536	Rock	3.75	32	2.9	13.1	5.3	24	0.1	11.3	10.0	533	2.22	4	0.2	3.7	159	0.2	0.8	<0.1	50	1.55
1473537	Rock	4.07	66	3.9	8.2	7.2	33	0.3	12.3	14.4	985	4.02	7	0.3	4.0	133	1.0	4.0	<0.1	99	2.23
1473538	Rock	4.05	129	3.5	10.1	8.2	32	0.8	15.0	11.6	691	2.91	11	0.4	6.5	123	0.7	6.5	<0.1	50	0.59
1473539	Rock	3.74	154	7.9	34.7	19.9	50	1.1	20.9	11.5	654	2.66	21	1.4	6.3	431	0.6	17.8	0.2	57	0.15
1473540	Rock	3.24	73	3.6	27.8	15.1	52	0.7	23.5	11.5	747	2.89	15	0.8	6.4	234	0.5	23.5	<0.1	75	0.16
1473541	Rock	3.44	39	7.8	17.3	16.2	30	0.8	12.6	6.0	527	1.70	15	0.5	2.2	228	0.3	28.5	0.1	34	0.13
1473542	Rock	3.79	94	11.2	27.9	23.6	70	1.1	32.7	12.5	743	3.17	19	1.0	5.2	228	0.9	10.4	0.2	84	0.20
1473543	Rock	4.18	117	6.4	33.4	8.9	90	0.7	34.7	14.4	712	3.70	16	0.7	14.2	98	0.5	8.5	<0.1	93	0.17
1473544	Rock	4.33	199	7.2	338.1	15.2	144	2.9	17.8	12.6	578	5.28	101	0.9	6.6	81	0.9	28.8	0.3	73	0.56
1473545	Rock	3.31	234	6.5	191.4	11.1	118	1.4	27.1	16.4	809	5.07	58	0.8	2.8	93	0.8	17.8	<0.1	123	3.01
1473546	Rock	2.85	189	7.1	44.0	13.4	120	1.5	32.1	20.9	1227	5.02	19	0.9	1.3	131	0.6	22.2	<0.1	222	0.25
1473547	Rock	3.52	107	4.3	42.9	12.6	86	0.8	23.6	15.7	966	4.04	18	0.5	1.2	223	0.5	51.6	<0.1	136	0.87
1473548	Rock	3.52	105	6.3	10.4	9.9	74	0.4	21.1	14.4	1135	3.64	14	0.4	2.3	143	0.7	18.6	<0.1	110	2.28
1473549	Rock	3.30	33	16.7	23.2	8.9	45	0.2	9.1	9.1	619	3.19	10	0.4	3.1	155	0.8	4.0	<0.1	83	1.61
1473550	Rock Pulp	0.05	4	7.7	47.0	5.3	67	0.1	36.0	12.1	863	4.23	7	0.6	1.7	308	0.2	1.0	<0.1	120	2.82
1473551	Rock Pulp	0.05	6415	1.3	13.6	18.5	60	0.3	13.2	1.7	810	0.54	4137	2.2	1.7	175	0.7	31.8	0.4	27	26.94
1473552	Rock	3.74	27	12.3	17.2	8.1	43	0.1	7.4	9.5	625	3.01	10	0.3	1.9	164	0.5	4.7	<0.1	87	1.85
1473553	Rock	3.21	61	4.4	54.4	5.9	39	0.4	9.3	10.2	698	3.51	10	0.3	5.2	103	0.8	5.6	<0.1	94	2.91
1473554	Rock	2.97	50	5.3	41.2	8.7	50	0.3	10.7	13.0	811	3.88	12	0.3	4.7	147	0.9	4.1	<0.1	100	3.06
1473555	Rock	2.58	34	4.2	30.0	9.9	54	0.3	7.7	11.3	783	3.80	12	0.3	3.5	89	0.8	5.9	<0.1	112	3.95
1473556	Rock	3.84	21	2.9	33.8	6.8	61	0.1	9.7	13.4	924	4.44	7	0.3	3.5	107	1.1	3.5	<0.1	122	4.03
1473557	Rock	3.46	49	3.9	25.2	5.7	54	0.3	8.8	12.2	744	3.39	7	0.3	3.2	129	0.7	4.8	<0.1	90	2.98
1473558	Rock	3.03	253	33.8	13.0	34.7	47	0.9	15.9	12.0	743	3.18	16	0.6	5.8	139	1.3	8.2	0.2	66	2.01
1473559	Rock	3.50	311	18.8	27.0	7.2	34	1.4	24.5	12.1	531	2.82	17	1.0	10.2	115	0.7	8.0	<0.1	43	0.82
1473560	Rock	3.93	183	19.8	12.7	11.3	32	0.7	15.4	9.7	439	1.98	15	0.8	5.3	138	0.6	12.2	<0.1	24	2.39

This report supersedes all previous preliminary and final reports with this file number dated prior to the date on this certificate. Signature indicates final approval; preliminary reports are unsigned and should be used for reference only.

BUREAU VERITAS
MINERAL LABORATORIES
Canada

www.bureauveritas.com/um

Bureau Veritas Commodities Canada Ltd.

9050 Shaughnessy St Vancouver British Columbia V6P 6E5 Canada
PHONE (604) 253-3158

Client: **Goldstrike Resources Ltd.**
1010 - 1130 West Pender St.
Vancouver British Columbia V6E 4A4 Canada

Project: LUC
Report Date: October 11, 2018

CERTIFICATE OF ANALYSIS WHI18000665.1

	Method	MA200	MA200	MA200	MA200	MA200	MA200	MA200	MA200	MA200	MA200	MA200	MA200	MA200	MA200	MA200	MA200	MA200	MA200	MA200	MA200
	Analyte	P	La	Cr	Mg	Ba	Ti	Al	Na	K	W	Zr	Ce	Sn	Y	Nb	Ta	Be	Sc	Li	S
	Unit	%	ppm	ppm	%	ppm	%	%	%	%	ppm	ppm	ppm	ppm	ppm	ppm	ppm	ppm	ppm	ppm	%
	MDL	0.001	0.1	1	0.01	1	0.001	0.01	0.001	0.01	0.1	0.1	1	0.1	0.1	0.1	0.1	1	1	0.1	0.1
1473531	Rock	0.045	11.0	12	0.60	542	0.127	6.61	4.649	0.44	2.4	4.9	23	0.4	8.0	1.3	0.1	<1	17	5.5	<0.1
1473532	Rock	0.032	11.5	13	0.25	853	0.110	7.13	4.452	0.74	1.7	3.8	25	0.3	7.0	1.7	0.1	<1	14	7.2	<0.1
1473533	Rock	0.053	22.0	31	0.45	1092	0.161	5.99	2.824	0.64	2.4	8.6	45	0.7	11.4	3.4	0.3	<1	12	14.3	<0.1
1473534	Rock	0.041	9.5	19	0.43	1258	0.140	6.52	2.493	0.48	2.3	6.3	21	0.8	12.3	0.8	<0.1	2	23	32.2	<0.1
1473535	Rock	0.056	10.0	19	0.81	934	0.172	6.56	4.071	0.37	3.9	7.8	21	0.7	9.5	2.0	0.2	<1	19	10.9	0.2
1473536	Rock	0.023	11.1	12	0.12	1169	0.082	7.67	3.924	0.60	1.3	5.1	23	0.4	6.1	1.7	0.1	<1	7	12.2	<0.1
1473537	Rock	0.039	13.2	16	0.10	1843	0.104	7.35	3.643	0.37	2.7	7.6	29	0.5	8.5	1.4	<0.1	1	18	17.4	<0.1
1473538	Rock	0.041	20.6	13	0.08	2357	0.068	7.02	0.553	0.50	2.4	8.2	42	0.3	8.3	1.8	0.1	<1	10	36.3	<0.1
1473539	Rock	0.043	18.7	16	0.08	2932	0.066	5.06	0.035	0.47	2.5	10.3	39	0.3	8.7	1.8	0.1	<1	8	44.1	<0.1
1473540	Rock	0.045	20.4	32	0.11	2666	0.110	4.94	0.034	0.79	2.6	8.7	42	0.2	9.8	1.7	0.1	<1	10	41.4	<0.1
1473541	Rock	0.023	8.2	10	0.05	3190	0.043	5.20	0.035	0.65	1.8	5.6	15	0.2	5.1	1.2	<0.1	<1	6	44.2	<0.1
1473542	Rock	0.055	17.4	39	0.13	2238	0.129	4.64	0.043	2.36	5.1	10.0	35	0.3	11.2	3.0	0.2	<1	15	23.4	<0.1
1473543	Rock	0.038	40.3	36	0.23	2584	0.148	6.69	0.081	2.77	8.8	11.5	83	0.3	9.5	3.5	0.2	1	12	25.4	<0.1
1473544	Rock	0.028	21.3	13	0.12	1668	0.101	6.23	0.047	2.14	10.5	26.5	41	1.6	7.4	2.6	0.1	<1	8	25.4	<0.1
1473545	Rock	0.041	9.1	88	0.17	3130	0.122	5.97	0.060	3.16	7.7	11.3	20	0.6	7.4	1.8	0.1	1	14	24.1	<0.1
1473546	Rock	0.048	7.0	96	0.24	2478	0.120	6.38	0.065	5.18	10.9	8.9	16	0.6	8.6	0.9	<0.1	1	31	18.7	<0.1
1473547	Rock	0.043	8.0	49	0.16	2694	0.107	6.15	0.033	1.82	3.6	6.4	17	0.4	6.7	1.1	<0.1	1	20	44.3	<0.1
1473548	Rock	0.039	8.6	41	0.12	2778	0.081	5.09	0.044	2.04	12.2	5.6	19	0.3	6.4	1.9	0.1	<1	17	32.6	<0.1
1473549	Rock	0.029	8.1	10	0.08	2827	0.078	6.47	0.040	0.60	4.2	3.8	18	0.4	4.1	1.0	<0.1	<1	11	45.6	<0.1
1473550	Rock Pulp	0.058	8.2	49	1.33	512	0.340	6.67	2.323	0.93	0.8	27.0	18	1.5	14.4	4.0	0.3	<1	16	14.3	<0.1
1473551	Rock Pulp	0.015	14.4	13	5.65	52	0.049	1.04	0.020	0.25	6.5	15.9	15	0.4	9.3	2.1	0.1	<1	2	24.7	<0.1
1473552	Rock	0.029	6.8	9	0.11	2092	0.078	5.24	0.055	0.80	5.5	5.6	15	0.4	5.1	0.9	<0.1	<1	12	40.1	<0.1
1473553	Rock	0.040	12.1	14	0.10	636	0.104	6.22	1.177	1.13	4.6	6.1	29	0.5	5.9	1.7	0.1	<1	12	38.8	<0.1
1473554	Rock	0.040	11.5	17	0.19	714	0.090	6.90	0.614	0.75	3.3	5.8	27	0.2	6.2	1.2	<0.1	<1	16	46.6	<0.1
1473555	Rock	0.038	10.1	9	0.19	657	0.093	6.69	0.173	0.86	2.3	5.0	23	0.5	6.0	1.3	<0.1	<1	15	43.1	<0.1
1473556	Rock	0.042	9.4	12	0.28	740	0.100	6.65	1.293	0.81	5.8	6.4	21	0.5	6.2	1.2	0.1	<1	18	35.0	<0.1
1473557	Rock	0.028	8.0	8	0.17	943	0.089	6.88	0.188	0.60	10.6	6.4	18	0.4	5.7	1.3	<0.1	<1	13	48.2	<0.1
1473558	Rock	0.032	15.6	13	0.09	1795	0.085	6.90	1.208	0.97	13.2	10.4	32	0.2	6.2	1.7	0.1	1	14	40.8	<0.1
1473559	Rock	0.033	31.6	16	0.08	2261	0.087	7.22	1.466	0.77	11.2	16.4	66	0.3	6.5	2.5	0.2	<1	9	32.8	<0.1
1473560	Rock	0.025	17.0	10	0.38	2368	0.043	6.17	0.033	0.54	5.5	12.5	36	0.2	5.8	1.5	0.1	<1	4	37.7	<0.1

This report supersedes all previous preliminary and final reports with this file number dated prior to the date on this certificate. Signature indicates final approval; preliminary reports are unsigned and should be used for reference only.

BUREAU VERITAS
MINERAL LABORATORIES
Canada

www.bureauveritas.com/um

Bureau Veritas Commodities Canada Ltd.

9050 Shaughnessy St Vancouver British Columbia V6P 6E5 Canada
PHONE (604) 253-3158

Client: **Goldstrike Resources Ltd.**
1010 - 1130 West Pender St.
Vancouver British Columbia V6E 4A4 Canada

Project: LUC
Report Date: October 11, 2018

CERTIFICATE OF ANALYSIS WHI18000665.1

	Method	MA200	MA200	MA200	MA200	MA200	MA200	MA200	AQ200
	Analyte	Rb	Hf	In	Re	Se	Te	Tl	Hg
	Unit	ppm	ppm	ppm	ppm	ppm	ppm	ppm	ppm
	MDL	0.1	0.1	0.05	0.005	1	0.5	0.5	0.01
1473531	Rock	7.1	0.2	0.08	<0.005	<1	0.5	<0.5	0.13
1473532	Rock	16.1	0.1	<0.05	<0.005	<1	1.4	<0.5	1.35
1473533	Rock	16.2	0.3	<0.05	<0.005	<1	3.4	<0.5	1.28
1473534	Rock	15.2	0.3	0.07	<0.005	1	0.5	<0.5	0.21
1473535	Rock	7.0	0.3	0.09	<0.005	3	0.9	<0.5	0.20
1473536	Rock	16.1	0.2	<0.05	<0.005	3	1.1	<0.5	0.26
1473537	Rock	8.2	0.3	<0.05	<0.005	1	0.7	<0.5	0.52
1473538	Rock	12.1	0.4	<0.05	<0.005	2	1.5	<0.5	1.40
1473539	Rock	12.9	0.2	0.11	<0.005	<1	1.5	<0.5	0.93
1473540	Rock	20.8	0.3	0.05	<0.005	2	1.9	<0.5	1.69
1473541	Rock	13.7	0.2	<0.05	<0.005	3	<0.5	<0.5	0.45
1473542	Rock	41.7	0.3	<0.05	<0.005	1	0.8	<0.5	0.57
1473543	Rock	58.8	0.4	0.06	<0.005	3	0.7	<0.5	0.86
1473544	Rock	37.1	0.8	0.18	<0.005	3	0.8	<0.5	0.89
1473545	Rock	52.9	0.4	0.07	<0.005	1	1.6	<0.5	1.32
1473546	Rock	100.5	0.4	0.09	<0.005	<1	0.7	0.7	0.90
1473547	Rock	47.4	0.2	0.06	<0.005	2	0.7	<0.5	1.09
1473548	Rock	37.8	0.2	<0.05	0.005	2	0.7	<0.5	0.95
1473549	Rock	12.3	0.2	<0.05	0.006	2	<0.5	<0.5	0.20
1473550	Rock Pulp	18.6	0.9	<0.05	0.005	3	<0.5	<0.5	0.02
1473551	Rock Pulp	17.6	0.5	0.06	<0.005	<1	5.7	16.5	4.28
1473552	Rock	17.7	0.3	<0.05	<0.005	2	<0.5	<0.5	0.40
1473553	Rock	14.3	0.2	<0.05	<0.005	<1	0.8	<0.5	1.23
1473554	Rock	9.3	0.3	<0.05	<0.005	2	<0.5	<0.5	0.43
1473555	Rock	11.7	0.2	0.05	<0.005	<1	0.7	<0.5	0.22
1473556	Rock	10.9	0.2	<0.05	<0.005	<1	0.9	<0.5	0.49
1473557	Rock	8.2	0.3	<0.05	<0.005	<1	<0.5	<0.5	0.29
1473558	Rock	11.3	0.4	<0.05	<0.005	2	1.4	<0.5	0.48
1473559	Rock	11.6	0.5	<0.05	<0.005	2	1.3	<0.5	0.57
1473560	Rock	8.3	0.5	<0.05	<0.005	2	1.2	<0.5	0.29

This report supersedes all previous preliminary and final reports with this file number dated prior to the date on this certificate. Signature indicates final approval; preliminary reports are unsigned and should be used for reference only.

BUREAU VERITAS
MINERAL LABORATORIES
Canada

www.bureauveritas.com/um

Bureau Veritas Commodities Canada Ltd.

9050 Shaughnessy St Vancouver British Columbia V6P 6E5 Canada
PHONE (604) 253-3158

Client: **Goldstrike Resources Ltd.**
1010 - 1130 West Pender St.
Vancouver British Columbia V6E 4A4 Canada

Project: LUC
Report Date: October 11, 2018

CERTIFICATE OF ANALYSIS WHI18000665.1

	Method	WGHT	FA350	MA200	MA200	MA200	MA200	MA200	MA200	MA200	MA200	MA200	MA200	MA200	MA200	MA200	MA200	MA200	MA200	MA200	MA200
	Analyte	Wgt	Au	Mo	Cu	Pb	Zn	Ag	Ni	Co	Mn	Fe	As	U	Th	Sr	Cd	Sb	Bi	V	Ca
	Unit	kg	ppb	ppm	ppm	ppm	ppm	ppm	ppm	ppm	ppm	%	ppm	ppm	ppm	ppm	ppm	ppm	ppm	ppm	%
	MDL	0.01	2	0.1	0.1	0.1	1	0.1	0.1	0.2	1	0.01	1	0.1	0.1	1	0.1	0.1	0.1	1	0.01
1473561	Rock	3.40	263	88.7	53.9	43.4	57	2.6	23.4	13.1	584	2.55	35	1.5	5.9	177	1.1	21.5	0.2	36	2.99
1473562	Rock	3.76	115	34.6	42.7	25.2	77	0.6	25.9	13.9	905	3.75	13	0.6	4.9	107	0.6	10.4	0.1	103	5.00
1473563	Rock	3.08	24	5.0	45.9	7.8	56	0.1	18.4	11.6	765	4.13	4	0.5	5.1	94	0.5	1.0	<0.1	125	3.59
1473564	Rock	2.82	29	3.3	53.9	7.4	69	0.2	20.2	11.4	884	3.85	6	0.4	5.8	88	0.8	1.3	<0.1	111	3.31
1473565	Rock	3.87	55	22.2	23.4	10.0	50	0.4	21.2	13.4	1021	3.74	49	0.5	5.2	135	0.8	3.7	<0.1	97	5.50
1473566	Rock	2.66	29	1.6	20.8	8.1	56	0.1	20.8	11.5	921	3.86	6	0.4	6.5	128	0.7	3.6	<0.1	119	4.68
1473567	Rock	2.48	13	1.5	38.1	8.1	63	<0.1	23.5	14.5	859	3.83	4	0.6	5.7	92	0.3	3.0	<0.1	131	5.05
1473568	Rock	4.05	65	11.2	7.7	6.8	28	0.3	8.3	7.3	542	2.16	12	0.4	4.2	115	0.4	5.9	0.2	56	1.28
1473569	Rock	3.49	27	2.9	16.4	7.7	41	0.3	12.2	7.9	637	2.63	19	0.5	5.8	117	0.6	15.0	<0.1	71	2.06
1473570	Rock	3.73	92	5.9	7.3	4.6	17	0.4	4.2	4.2	253	1.60	14	0.3	1.8	103	0.2	17.7	<0.1	23	0.43
1473571	Rock	3.49	204	4.8	8.1	6.9	23	0.8	6.2	5.8	350	2.02	8	0.4	3.2	86	0.3	6.0	<0.1	37	0.67
1473572	Rock	3.23	78	3.3	36.8	9.3	55	0.2	9.2	11.4	802	3.47	12	0.4	2.5	136	0.5	11.5	<0.1	115	2.25
1473573	Rock	3.05	61	4.1	27.8	12.3	45	0.3	10.6	11.6	630	3.06	20	0.4	1.4	184	0.3	10.8	<0.1	90	2.48
1473574	Rock	3.15	107	4.4	14.1	8.4	35	0.4	6.5	11.7	584	2.87	10	0.3	1.8	114	0.5	11.1	<0.1	74	2.18
1473575	Rock Pulp	0.05	6	8.0	49.0	6.2	67	0.1	39.2	13.9	853	4.29	6	0.8	2.1	308	0.2	1.1	<0.1	124	2.89
1473576	Rock Pulp	0.06	892	13.9	>10000	21.7	135	3.4	631.3	20.6	903	8.68	4	0.3	1.7	144	0.4	17.0	0.9	105	2.23
1473577	Rock	3.12	65	13.0	12.4	7.4	44	0.3	7.7	8.7	632	2.71	17	0.5	5.2	105	0.7	12.5	<0.1	70	2.07
1473578	Rock	2.97	55	7.5	13.6	6.0	23	0.4	4.9	5.2	656	1.98	12	0.4	2.5	61	0.4	7.5	<0.1	39	0.65
1473579	Rock	3.08	86	18.8	42.7	6.3	36	0.3	7.3	11.3	610	3.15	14	0.5	2.2	91	0.4	10.2	<0.1	84	1.95
1473580	Rock	3.49	15	3.0	17.4	7.2	52	<0.1	8.8	11.9	657	3.57	9	0.3	1.9	111	0.3	5.9	<0.1	114	3.41
1473581	Rock	2.98	33	3.2	14.4	8.1	46	0.1	6.1	12.0	697	3.50	9	0.4	2.0	161	0.3	5.5	<0.1	108	2.78
1473582	Rock	3.36	27	1.4	38.0	9.3	76	<0.1	13.0	19.7	1157	5.44	6	0.5	1.4	173	0.4	8.4	<0.1	183	4.49
1473583	Rock	3.55	54	1.3	30.3	10.4	78	0.2	14.5	22.5	1092	5.24	7	0.5	1.7	161	0.7	6.3	<0.1	155	4.44
1473584	Rock	3.65	20	3.1	31.4	9.0	55	0.1	10.4	13.8	845	3.18	11	0.4	2.1	108	0.4	11.1	<0.1	92	3.21
1473585	Rock	3.25	17	8.6	34.3	74.4	63	0.8	12.3	19.1	1163	5.13	9	0.5	1.7	142	0.6	7.4	2.2	148	3.79
1473586	Rock	3.47	9	3.4	20.2	13.0	66	0.1	13.9	19.9	1088	5.35	6	0.4	1.0	122	0.6	5.4	0.1	176	3.97
1473587	Rock	2.49	7	7.5	25.4	16.1	95	<0.1	17.4	24.5	1632	6.82	8	0.5	1.4	157	0.7	7.1	<0.1	240	6.18
1473588	Rock	3.14	5	6.7	17.4	12.0	70	<0.1	13.7	17.4	1208	5.44	8	0.4	1.7	120	0.5	3.8	<0.1	199	4.70
1473589	Rock	3.56	8	7.4	8.1	6.6	44	<0.1	7.7	9.7	771	3.42	7	0.3	3.4	82	0.3	3.8	<0.1	80	1.87
1473590	Rock	3.47	20	15.9	27.6	13.1	99	0.1	18.3	20.8	1458	5.56	15	0.6	4.0	138	0.7	4.5	<0.1	138	4.30

This report supersedes all previous preliminary and final reports with this file number dated prior to the date on this certificate. Signature indicates final approval; preliminary reports are unsigned and should be used for reference only.

BUREAU VERITAS MINERAL LABORATORIES Canada

www.bureauveritas.com/um

Bureau Veritas Commodities Canada Ltd.

9050 Shaughnessy St Vancouver British Columbia V6P 6E5 Canada
PHONE (604) 253-3158

Client: **Goldstrike Resources Ltd.**
1010 - 1130 West Pender St.
Vancouver British Columbia V6E 4A4 Canada

Project: LUC
Report Date: October 11, 2018

CERTIFICATE OF ANALYSIS WHI18000665.1

	Method	MA200	MA200	MA200	MA200	MA200	MA200	MA200	MA200	MA200	MA200	MA200	MA200	MA200	MA200	MA200	MA200	MA200	MA200	MA200	MA200
	Analyte	P	La	Cr	Mg	Ba	Ti	Al	Na	K	W	Zr	Ce	Sn	Y	Nb	Ta	Be	Sc	Li	S
	Unit	%	ppm	ppm	%	ppm	%	%	%	%	ppm	ppm	ppm	ppm	ppm	ppm	ppm	ppm	ppm	ppm	%
	MDL	0.001	0.1	1	0.01	1	0.001	0.01	0.001	0.01	0.1	0.1	1	0.1	0.1	0.1	0.1	1	1	0.1	0.1
1473561	Rock	0.031	18.3	20	0.55	2575	0.058	4.89	0.077	1.00	6.1	11.7	38	0.2	6.9	1.8	0.1	<1	7	30.8	<0.1
1473562	Rock	0.032	16.5	71	0.52	1424	0.094	5.99	1.191	2.08	4.3	7.8	34	0.3	9.9	2.5	0.2	<1	21	17.1	<0.1
1473563	Rock	0.035	14.4	86	0.45	1333	0.124	6.21	3.113	2.44	2.7	8.0	32	0.7	9.0	2.9	0.2	<1	22	6.6	<0.1
1473564	Rock	0.033	16.8	79	0.60	1182	0.105	5.95	3.395	1.54	2.4	8.3	35	0.4	8.4	2.5	0.2	<1	23	7.6	<0.1
1473565	Rock	0.031	17.4	63	1.15	1008	0.083	5.48	1.972	1.18	2.9	8.1	35	0.3	9.5	2.2	0.1	<1	18	13.5	<0.1
1473566	Rock	0.036	21.1	86	1.30	1062	0.114	6.45	0.965	2.55	4.8	9.9	45	0.4	10.5	3.0	0.2	<1	20	19.2	<0.1
1473567	Rock	0.038	21.0	85	0.77	1246	0.137	6.32	0.106	2.82	3.5	11.0	44	0.7	10.6	3.7	0.2	<1	21	23.2	<0.1
1473568	Rock	0.034	13.2	15	0.07	1275	0.112	6.57	0.045	0.43	8.7	11.1	29	0.6	6.9	2.9	0.2	1	8	44.2	<0.1
1473569	Rock	0.034	18.7	23	0.09	2132	0.124	5.48	0.037	0.58	6.5	12.6	40	0.8	8.7	4.0	0.2	<1	9	35.8	<0.1
1473570	Rock	0.016	8.0	3	0.03	1114	0.042	3.93	0.027	0.21	2.9	8.3	16	0.5	5.2	0.9	<0.1	<1	4	34.9	<0.1
1473571	Rock	0.025	15.2	3	0.07	797	0.086	6.18	0.037	0.33	7.1	13.6	32	0.8	8.0	2.0	0.2	<1	8	37.3	<0.1
1473572	Rock	0.042	12.1	8	0.49	983	0.103	6.11	0.140	0.55	5.7	9.0	25	0.9	8.6	1.0	<0.1	<1	14	35.4	<0.1
1473573	Rock	0.027	7.2	13	0.36	1270	0.080	3.49	0.034	0.28	5.7	8.9	15	0.4	6.7	0.6	<0.1	<1	12	35.0	<0.1
1473574	Rock	0.038	9.5	3	0.11	813	0.086	4.84	0.036	0.22	4.8	10.3	20	0.4	6.3	0.9	<0.1	<1	8	38.1	<0.1
1473575	Rock Pulp	0.057	9.6	56	1.36	546	0.363	6.88	2.542	0.90	0.7	28.2	20	1.7	14.7	4.0	0.3	<1	15	14.6	<0.1
1473576	Rock Pulp	0.065	4.0	698	1.11	169	0.138	5.14	0.231	3.07	2.9	13.0	8	1.8	5.6	4.7	0.3	<1	8	9.0	1.3
1473577	Rock	0.032	17.6	6	0.08	1513	0.134	5.76	0.030	0.56	15.3	15.2	36	1.6	8.6	1.6	0.1	<1	11	47.8	<0.1
1473578	Rock	0.023	12.1	5	0.06	730	0.089	5.82	0.035	0.48	7.2	13.8	26	1.2	10.3	1.7	0.1	<1	9	35.8	<0.1
1473579	Rock	0.037	11.4	10	0.10	1038	0.107	5.92	0.252	0.51	6.6	13.7	23	0.7	7.8	1.3	<0.1	1	13	45.5	<0.1
1473580	Rock	0.032	9.1	10	0.26	998	0.136	6.36	0.057	1.21	4.8	8.7	21	0.5	7.1	1.0	<0.1	1	13	36.4	<0.1
1473581	Rock	0.046	9.3	8	0.29	886	0.126	6.26	2.029	0.76	5.4	9.6	20	1.3	8.6	1.3	<0.1	1	15	26.8	<0.1
1473582	Rock	0.054	9.5	22	1.16	566	0.173	6.28	2.901	0.93	9.4	9.8	19	0.8	10.0	0.9	<0.1	<1	22	16.4	<0.1
1473583	Rock	0.056	10.7	17	1.09	794	0.159	6.32	3.444	0.89	10.3	10.0	23	0.6	9.9	0.8	<0.1	<1	21	13.1	<0.1
1473584	Rock	0.043	8.9	10	0.34	729	0.123	6.22	0.445	1.82	13.2	5.9	18	0.4	5.4	1.0	<0.1	<1	11	33.6	<0.1
1473585	Rock	0.044	8.0	10	0.39	791	0.169	6.82	1.240	1.07	15.7	6.4	16	0.6	7.1	0.9	<0.1	<1	22	30.6	<0.1
1473586	Rock	0.035	5.7	16	0.62	903	0.156	6.89	3.306	0.90	4.7	6.1	12	0.5	7.2	0.6	<0.1	1	19	14.8	<0.1
1473587	Rock	0.053	8.5	7	1.10	986	0.187	7.13	0.779	0.66	4.3	7.0	17	0.7	13.2	0.7	<0.1	<1	25	32.5	<0.1
1473588	Rock	0.062	10.5	7	0.70	524	0.156	7.71	0.052	0.55	2.5	7.1	21	0.8	9.8	0.8	<0.1	<1	23	44.0	<0.1
1473589	Rock	0.041	17.2	5	0.10	905	0.092	6.39	0.036	0.47	6.0	5.9	34	0.5	7.0	1.3	<0.1	<1	12	39.3	<0.1
1473590	Rock	0.082	15.9	19	0.29	841	0.162	6.92	0.053	0.85	7.9	7.3	31	0.6	12.1	1.7	0.1	<1	20	35.9	<0.1

This report supersedes all previous preliminary and final reports with this file number dated prior to the date on this certificate. Signature indicates final approval; preliminary reports are unsigned and should be used for reference only.

BUREAU VERITAS
MINERAL LABORATORIES
Canada

www.bureauveritas.com/um

Bureau Veritas Commodities Canada Ltd.

9050 Shaughnessy St Vancouver British Columbia V6P 6E5 Canada
PHONE (604) 253-3158

Client: **Goldstrike Resources Ltd.**
1010 - 1130 West Pender St.
Vancouver British Columbia V6E 4A4 Canada

Project: LUC
Report Date: October 11, 2018

CERTIFICATE OF ANALYSIS WHI18000665.1

	Method	MA200	MA200	MA200	MA200	MA200	MA200	MA200	AQ200
	Analyte	Rb	Hf	In	Re	Se	Te	Tl	Hg
	Unit	ppm	ppm	ppm	ppm	ppm	ppm	ppm	ppm
	MDL	0.1	0.1	0.05	0.005	1	0.5	0.5	0.01
1473561	Rock	16.3	0.3	<0.05	<0.005	<1	2.3	<0.5	0.66
1473562	Rock	28.8	0.4	<0.05	<0.005	<1	1.8	<0.5	0.37
1473563	Rock	28.0	0.3	<0.05	<0.005	2	<0.5	<0.5	0.13
1473564	Rock	14.8	0.7	<0.05	<0.005	<1	<0.5	<0.5	0.15
1473565	Rock	12.4	0.3	0.07	<0.005	1	1.3	<0.5	0.25
1473566	Rock	26.5	0.5	<0.05	<0.005	2	0.7	<0.5	0.13
1473567	Rock	34.3	0.5	<0.05	<0.005	3	0.5	<0.5	0.06
1473568	Rock	7.3	0.5	<0.05	<0.005	2	0.6	<0.5	0.71
1473569	Rock	12.8	0.6	0.05	<0.005	2	1.1	<0.5	1.19
1473570	Rock	6.3	0.3	<0.05	<0.005	<1	<0.5	<0.5	0.19
1473571	Rock	9.1	0.6	<0.05	<0.005	1	0.8	<0.5	0.17
1473572	Rock	13.1	0.4	<0.05	<0.005	<1	<0.5	<0.5	0.21
1473573	Rock	7.3	0.3	<0.05	<0.005	<1	0.6	<0.5	0.32
1473574	Rock	5.9	0.3	<0.05	<0.005	<1	0.8	<0.5	0.37
1473575	Rock Pulp	18.1	1.0	<0.05	<0.005	<1	<0.5	<0.5	0.02
1473576	Rock Pulp	62.0	0.4	0.17	0.007	12	0.5	<0.5	1.38
1473577	Rock	12.9	0.5	<0.05	<0.005	<1	<0.5	<0.5	0.44
1473578	Rock	12.9	0.6	0.07	<0.005	<1	<0.5	<0.5	0.52
1473579	Rock	12.9	0.5	0.07	<0.005	<1	0.8	<0.5	0.94
1473580	Rock	30.3	0.4	<0.05	<0.005	<1	<0.5	<0.5	0.16
1473581	Rock	18.1	0.4	0.08	<0.005	<1	<0.5	<0.5	0.23
1473582	Rock	19.4	0.4	0.06	<0.005	<1	0.8	<0.5	0.31
1473583	Rock	16.9	0.4	0.05	<0.005	<1	0.9	<0.5	0.46
1473584	Rock	32.0	0.2	<0.05	<0.005	<1	0.6	<0.5	1.08
1473585	Rock	20.6	0.3	0.08	<0.005	1	0.6	<0.5	4.08
1473586	Rock	20.3	0.3	0.08	<0.005	<1	<0.5	<0.5	0.39
1473587	Rock	18.0	0.3	0.09	<0.005	<1	<0.5	<0.5	0.19
1473588	Rock	15.6	0.3	0.09	<0.005	<1	<0.5	<0.5	0.07
1473589	Rock	11.3	0.3	<0.05	<0.005	<1	<0.5	<0.5	0.13
1473590	Rock	18.9	0.3	<0.05	<0.005	<1	0.6	<0.5	0.51

This report supersedes all previous preliminary and final reports with this file number dated prior to the date on this certificate. Signature indicates final approval; preliminary reports are unsigned and should be used for reference only.

BUREAU VERITAS
MINERAL LABORATORIES
Canada

www.bureauveritas.com/um

Bureau Veritas Commodities Canada Ltd.

9050 Shaughnessy St Vancouver British Columbia V6P 6E5 Canada
PHONE (604) 253-3158

Client: **Goldstrike Resources Ltd.**
1010 - 1130 West Pender St.
Vancouver British Columbia V6E 4A4 Canada

Project: LUC
Report Date: October 11, 2018

CERTIFICATE OF ANALYSIS WHI18000665.1

	Method	WGHT	FA350	MA200	MA200	MA200	MA200	MA200	MA200	MA200	MA200	MA200	MA200	MA200	MA200	MA200	MA200	MA200	MA200	MA200	MA200
	Analyte	Wgt	Au	Mo	Cu	Pb	Zn	Ag	Ni	Co	Mn	Fe	As	U	Th	Sr	Cd	Sb	Bi	V	Ca
	Unit	kg	ppb	ppm	ppm	ppm	ppm	ppm	ppm	ppm	ppm	%	ppm	ppm	ppm	ppm	ppm	ppm	ppm	ppm	%
	MDL	0.01	2	0.1	0.1	0.1	1	0.1	0.1	0.2	1	0.01	1	0.1	0.1	1	0.1	0.1	0.1	1	0.01
1473591	Rock	3.79	78	10.7	14.1	8.7	57	0.3	10.5	13.1	924	3.74	11	0.5	2.3	121	0.6	7.8	<0.1	83	3.97
1473592	Rock	3.13	149	13.2	8.2	6.6	43	0.6	12.9	8.5	688	2.54	20	0.6	4.0	97	0.5	7.3	<0.1	53	2.86
1473593	Rock	4.12	18	5.2	4.2	6.5	26	0.1	5.9	4.5	330	1.81	16	0.5	3.1	104	0.2	10.5	<0.1	43	0.92
1473594	Rock	3.43	147	4.9	11.1	20.0	17	0.6	5.2	4.7	292	1.64	30	0.5	2.1	155	0.2	12.8	<0.1	32	0.59
1473595	Rock	2.69	26	7.0	11.3	7.6	63	<0.1	11.9	16.5	1035	4.10	9	0.4	1.3	141	0.5	11.0	<0.1	119	4.24
1473596	Rock	2.54	90	29.0	26.1	7.4	70	0.3	10.0	19.4	1037	5.13	10	0.8	3.1	133	0.5	7.8	0.1	112	3.99
1473597	Rock	2.66	33	18.3	12.8	7.4	96	<0.1	14.8	23.4	1442	6.34	11	0.9	1.9	144	0.6	8.3	<0.1	243	5.65
1473598	Rock	3.13	41	16.3	9.9	5.4	47	0.1	8.3	12.0	862	3.60	9	0.6	1.8	87	0.5	8.6	<0.1	94	4.01
1473599	Rock	3.19	20	23.1	3.8	5.2	25	<0.1	4.4	5.6	442	2.10	9	0.5	3.1	94	0.2	4.1	<0.1	48	1.56
1473600	Rock Pulp	0.05	6	8.4	50.5	6.0	64	0.1	39.3	14.0	826	4.23	7	0.8	2.1	301	0.1	1.0	<0.1	121	2.85

This report supersedes all previous preliminary and final reports with this file number dated prior to the date on this certificate. Signature indicates final approval; preliminary reports are unsigned and should be used for reference only.

BUREAU VERITAS
MINERAL LABORATORIES
Canada

www.bureauveritas.com/um

Bureau Veritas Commodities Canada Ltd.

9050 Shaughnessy St Vancouver British Columbia V6P 6E5 Canada
PHONE (604) 253-3158

Client: **Goldstrike Resources Ltd.**
1010 - 1130 West Pender St.
Vancouver British Columbia V6E 4A4 Canada

Project: LUC
Report Date: October 11, 2018

CERTIFICATE OF ANALYSIS WHI18000665.1

	Method	MA200	MA200	MA200	MA200	MA200	MA200	MA200	MA200	MA200	MA200	MA200	MA200	MA200	MA200	MA200	MA200	MA200	MA200	MA200	MA200
	Analyte	P	La	Cr	Mg	Ba	Ti	Al	Na	K	W	Zr	Ce	Sn	Y	Nb	Ta	Be	Sc	Li	S
	Unit	%	ppm	ppm	%	ppm	%	%	%	%	ppm	ppm	ppm	ppm	ppm	ppm	ppm	ppm	ppm	ppm	%
	MDL	0.001	0.1	1	0.01	1	0.001	0.01	0.001	0.01	0.1	0.1	1	0.1	0.1	0.1	0.1	1	1	0.1	0.1
1473591	Rock	0.073	11.5	7	0.38	1134	0.151	6.00	0.049	1.43	8.6	6.6	23	0.4	8.7	1.9	0.1	<1	13	32.1	<0.1
1473592	Rock	0.033	14.2	15	0.21	645	0.109	5.94	0.064	1.10	10.5	11.5	29	0.6	6.8	2.2	0.2	<1	10	38.0	<0.1
1473593	Rock	0.023	13.6	6	0.08	329	0.090	5.17	0.050	0.58	7.6	14.7	29	0.9	10.1	1.9	0.1	<1	8	45.3	<0.1
1473594	Rock	0.016	10.0	4	0.07	986	0.075	4.45	0.044	0.62	5.8	11.6	22	0.9	6.4	1.7	0.1	<1	6	50.5	<0.1
1473595	Rock	0.037	6.6	12	0.53	2225	0.173	6.24	0.666	1.20	17.1	8.0	15	0.4	6.2	1.1	<0.1	<1	15	31.7	<0.1
1473596	Rock	0.054	14.0	10	0.28	1024	0.158	5.94	0.277	1.18	16.9	9.0	28	0.7	7.8	1.2	<0.1	<1	18	39.0	<0.1
1473597	Rock	0.060	10.4	15	0.41	822	0.242	6.92	0.742	2.88	25.7	11.2	22	0.7	9.8	1.3	<0.1	1	24	26.3	<0.1
1473598	Rock	0.026	10.3	7	0.29	861	0.129	6.27	0.316	1.05	11.2	9.8	22	0.7	7.4	1.1	<0.1	<1	15	40.2	<0.1
1473599	Rock	0.023	15.7	6	0.09	839	0.090	6.32	0.807	0.71	8.9	12.6	33	1.3	8.1	1.8	0.1	<1	11	36.1	<0.1
1473600	Rock Pulp	0.057	9.3	56	1.35	544	0.378	6.80	2.492	0.90	0.8	33.5	19	1.8	15.6	3.9	0.3	<1	16	13.8	<0.1

This report supersedes all previous preliminary and final reports with this file number dated prior to the date on this certificate. Signature indicates final approval; preliminary reports are unsigned and should be used for reference only.

BUREAU VERITAS
MINERAL LABORATORIES
Canada

www.bureauveritas.com/um

Bureau Veritas Commodities Canada Ltd.

9050 Shaughnessy St Vancouver British Columbia V6P 6E5 Canada
PHONE (604) 253-3158

Client: **Goldstrike Resources Ltd.**
1010 - 1130 West Pender St.
Vancouver British Columbia V6E 4A4 Canada

Project: LUC
Report Date: October 11, 2018

CERTIFICATE OF ANALYSIS WHI18000665.1

	Method	MA200	MA200	MA200	MA200	MA200	MA200	MA200	AQ200
	Analyte	Rb	Hf	In	Re	Se	Te	Tl	Hg
	Unit	ppm	ppm	ppm	ppm	ppm	ppm	ppm	ppm
	MDL	0.1	0.1	0.05	0.005	1	0.5	0.5	0.01
1473591	Rock	28.2	0.3	<0.05	<0.005	<1	0.8	<0.5	0.51
1473592	Rock	18.8	0.4	<0.05	<0.005	<1	1.1	<0.5	1.27
1473593	Rock	14.2	0.5	<0.05	<0.005	1	<0.5	<0.5	0.87
1473594	Rock	13.2	0.4	<0.05	<0.005	1	0.8	<0.5	0.59
1473595	Rock	17.8	0.4	<0.05	<0.005	<1	<0.5	<0.5	0.57
1473596	Rock	21.4	0.3	0.06	<0.005	<1	0.8	<0.5	0.59
1473597	Rock	54.3	0.4	<0.05	<0.005	1	0.6	<0.5	0.68
1473598	Rock	19.9	0.3	0.08	<0.005	<1	0.7	<0.5	0.69
1473599	Rock	14.9	0.4	<0.05	<0.005	<1	<0.5	<0.5	0.74
1473600	Rock Pulp	18.5	1.0	<0.05	<0.005	<1	<0.5	<0.5	0.03

This report supersedes all previous preliminary and final reports with this file number dated prior to the date on this certificate. Signature indicates final approval; preliminary reports are unsigned and should be used for reference only.

BUREAU VERITAS
MINERAL LABORATORIES
Canada

www.bureauveritas.com/um

Bureau Veritas Commodities Canada Ltd.
9050 Shaughnessy St Vancouver British Columbia V6P 6E5 Canada
PHONE (604) 253-3158

Client: **Goldstrike Resources Ltd.**
1010 - 1130 West Pender St.
Vancouver British Columbia V6E 4A4 Canada

Project: LUC
Report Date: October 11, 2018

QUALITY CONTROL REPORT WHI18000665.1

	Method	WGHT	FA350	MA200	MA200	MA200	MA200	MA200	MA200	MA200	MA200	MA200	MA200	MA200	MA200	MA200	MA200	MA200	MA200	MA200	MA200
	Analyte	Wgt	Au	Mo	Cu	Pb	Zn	Ag	Ni	Co	Mn	Fe	As	U	Th	Sr	Cd	Sb	Bi	V	Ca
	Unit	kg	ppb	ppm	ppm	ppm	ppm	ppm	ppm	ppm	ppm	%	ppm	ppm	ppm	ppm	ppm	ppm	ppm	ppm	%
	MDL	0.01	2	0.1	0.1	0.1	1	0.1	0.1	0.2	1	0.01	1	0.1	0.1	1	0.1	0.1	0.1	1	0.01
Pulp Duplicates																					
1473509	Rock	4.33	87	13.4	48.2	43.9	77	0.9	71.5	22.5	784	3.52	37	1.0	5.6	476	0.5	21.5	0.3	114	1.11
REP 1473509	QC		86																		
1473529	Rock	3.47	11	1.0	19.2	4.6	40	<0.1	5.0	14.3	709	3.94	3	0.2	5.0	111	0.4	0.9	<0.1	114	2.19
REP 1473529	QC																				
1473530	Rock	3.41	13	1.4	72.5	4.8	37	<0.1	4.2	13.4	931	3.94	2	<0.1	2.2	102	0.9	0.9	<0.1	115	3.56
REP 1473530	QC		13																		
1473543	Rock	4.18	117	6.4	33.4	8.9	90	0.7	34.7	14.4	712	3.70	16	0.7	14.2	98	0.5	8.5	<0.1	93	0.17
REP 1473543	QC		116																		
1473564	Rock	2.82	29	3.3	53.9	7.4	69	0.2	20.2	11.4	884	3.85	6	0.4	5.8	88	0.8	1.3	<0.1	111	3.31
REP 1473564	QC																				
1473568	Rock	4.05	65	11.2	7.7	6.8	28	0.3	8.3	7.3	542	2.16	12	0.4	4.2	115	0.4	5.9	0.2	56	1.28
REP 1473568	QC			11.6	7.6	6.7	26	0.3	7.5	6.5	518	2.10	11	0.4	4.0	113	0.3	5.7	0.2	54	1.22
1473577	Rock	3.12	65	13.0	12.4	7.4	44	0.3	7.7	8.7	632	2.71	17	0.5	5.2	105	0.7	12.5	<0.1	70	2.07
REP 1473577	QC		65																		
REP 1473594	QC			5.6	12.3	20.4	20	0.6	5.4	4.8	282	1.66	30	0.5	2.1	148	0.2	12.6	<0.1	33	0.59
1473595	Rock	2.69	26	7.0	11.3	7.6	63	<0.1	11.9	16.5	1035	4.10	9	0.4	1.3	141	0.5	11.0	<0.1	119	4.24
REP 1473595	QC																				
Core Reject Duplicates																					
1473560	Rock	3.93	183	19.8	12.7	11.3	32	0.7	15.4	9.7	439	1.98	15	0.8	5.3	138	0.6	12.2	<0.1	24	2.39
DUP 1473560	QC		228	19.4	12.8	11.6	34	0.7	15.1	9.8	445	2.03	16	0.8	5.3	136	0.6	13.6	<0.1	25	2.51
1473594	Rock	3.43	147	4.9	11.1	20.0	17	0.6	5.2	4.7	292	1.64	30	0.5	2.1	155	0.2	12.8	<0.1	32	0.59
DUP 1473594	QC		133	5.5	11.9	20.7	19	0.6	4.7	4.7	289	1.62	29	0.5	2.1	142	<0.1	12.8	<0.1	32	0.58
Reference Materials																					
STD DS11	Standard																				
STD DS11	Standard																				
STD DS11	Standard																				
STD OREAS25A-4A	Standard			2.3	36.9	24.0	55	0.1	44.2	8.1	534	6.50	10	2.6	15.0	51	0.3	0.8	0.4	156	0.32
STD OREAS25A-4A	Standard			2.3	31.4	21.8	44	<0.1	47.9	7.2	495	6.24	10	2.4	14.0	49	<0.1	0.9	0.3	160	0.28

This report supersedes all previous preliminary and final reports with this file number dated prior to the date on this certificate. Signature indicates final approval; preliminary reports are unsigned and should be used for reference only.

BUREAU VERITAS
MINERAL LABORATORIES
Canada

www.bureauveritas.com/um

Bureau Veritas Commodities Canada Ltd.
9050 Shaughnessy St Vancouver British Columbia V6P 6E5 Canada
PHONE (604) 253-3158

Client: **Goldstrike Resources Ltd.**
1010 - 1130 West Pender St.
Vancouver British Columbia V6E 4A4 Canada

Project: LUC
Report Date: October 11, 2018

QUALITY CONTROL REPORT WHI18000665.1

	Method	MA200	MA200	MA200	MA200	MA200	MA200	MA200	MA200	MA200	MA200	MA200	MA200	MA200	MA200	MA200	MA200	MA200	MA200	MA200	MA200
	Analyte	P	La	Cr	Mg	Ba	Ti	Al	Na	K	W	Zr	Ce	Sn	Y	Nb	Ta	Be	Sc	Li	S
	Unit	%	ppm	ppm	%	ppm	%	%	%	%	ppm	ppm	ppm	ppm	ppm	ppm	ppm	ppm	ppm	ppm	%
	MDL	0.001	0.1	1	0.01	1	0.001	0.01	0.001	0.01	0.1	0.1	1	0.1	0.1	0.1	0.1	1	1	0.1	0.1
Pulp Duplicates																					
1473509	Rock	0.085	19.9	215	0.16	1690	0.215	5.28	0.130	1.25	5.8	11.0	41	1.0	14.2	5.2	0.3	1	18	37.7	<0.1
REP 1473509	QC																				
1473529	Rock	0.036	13.3	10	0.39	937	0.131	7.12	3.845	1.14	1.8	4.6	29	0.5	8.1	2.2	0.2	<1	18	9.3	<0.1
REP 1473529	QC																				
1473530	Rock	0.038	6.7	9	0.63	1078	0.119	6.16	4.968	0.44	3.1	3.5	16	0.4	6.2	1.5	<0.1	<1	16	5.7	<0.1
REP 1473530	QC																				
1473543	Rock	0.038	40.3	36	0.23	2584	0.148	6.69	0.081	2.77	8.8	11.5	83	0.3	9.5	3.5	0.2	1	12	25.4	<0.1
REP 1473543	QC																				
1473564	Rock	0.033	16.8	79	0.60	1182	0.105	5.95	3.395	1.54	2.4	8.3	35	0.4	8.4	2.5	0.2	<1	23	7.6	<0.1
REP 1473564	QC																				
1473568	Rock	0.034	13.2	15	0.07	1275	0.112	6.57	0.045	0.43	8.7	11.1	29	0.6	6.9	2.9	0.2	1	8	44.2	<0.1
REP 1473568	QC	0.030	12.9	14	0.06	1242	0.106	6.39	0.040	0.40	7.7	10.5	29	0.5	6.6	2.8	0.2	<1	8	44.2	<0.1
1473577	Rock	0.032	17.6	6	0.08	1513	0.134	5.76	0.030	0.56	15.3	15.2	36	1.6	8.6	1.6	0.1	<1	11	47.8	<0.1
REP 1473577	QC																				
REP 1473594	QC	0.018	10.0	5	0.07	908	0.073	4.52	0.039	0.61	5.2	10.1	21	0.6	6.6	1.4	<0.1	<1	6	52.0	<0.1
1473595	Rock	0.037	6.6	12	0.53	2225	0.173	6.24	0.666	1.20	17.1	8.0	15	0.4	6.2	1.1	<0.1	<1	15	31.7	<0.1
REP 1473595	QC																				
Core Reject Duplicates																					
1473560	Rock	0.025	17.0	10	0.38	2368	0.043	6.17	0.033	0.54	5.5	12.5	36	0.2	5.8	1.5	0.1	<1	4	37.7	<0.1
DUP 1473560	QC	0.025	16.7	9	0.40	3517	0.050	6.15	0.034	0.53	5.3	12.9	35	0.2	6.0	2.0	0.1	<1	4	38.6	<0.1
1473594	Rock	0.016	10.0	4	0.07	986	0.075	4.45	0.044	0.62	5.8	11.6	22	0.9	6.4	1.7	0.1	<1	6	50.5	<0.1
DUP 1473594	QC	0.020	9.4	5	0.07	876	0.072	4.46	0.038	0.57	5.2	10.8	19	0.7	6.2	1.7	0.1	<1	6	51.0	<0.1
Reference Materials																					
STD DS11	Standard																				
STD DS11	Standard																				
STD DS11	Standard																				
STD OREAS25A-4A	Standard	0.051	22.7	107	0.36	152	0.923	9.54	0.137	0.52	1.8	157.2	50	3.9	11.0	20.2	1.4	<1	13	40.1	<0.1
STD OREAS25A-4A	Standard	0.043	20.3	118	0.34	145	0.939	8.49	0.131	0.47	1.8	152.7	46	3.9	10.7	19.2	1.3	1	12	39.4	<0.1

This report supersedes all previous preliminary and final reports with this file number dated prior to the date on this certificate. Signature indicates final approval; preliminary reports are unsigned and should be used for reference only.

BUREAU VERITAS
MINERAL LABORATORIES
Canada

www.bureauveritas.com/um

Bureau Veritas Commodities Canada Ltd.
9050 Shaughnessy St Vancouver British Columbia V6P 6E5 Canada
PHONE (604) 253-3158

Client: **Goldstrike Resources Ltd.**
1010 - 1130 West Pender St.
Vancouver British Columbia V6E 4A4 Canada

Project: LUC
Report Date: October 11, 2018

QUALITY CONTROL REPORT WHI18000665.1

	Method	MA200	MA200	MA200	MA200	MA200	MA200	MA200	AQ200
	Analyte	Rb	Hf	In	Re	Se	Te	Tl	Hg
	Unit	ppm	ppm	ppm	ppm	ppm	ppm	ppm	ppm
	MDL	0.1	0.1	0.05	0.005	1	0.5	0.5	0.01
Pulp Duplicates									
1473509	Rock	28.3	0.4	<0.05	<0.005	<1	2.2	<0.5	1.64
REP 1473509	QC								
1473529	Rock	25.8	0.2	<0.05	<0.005	<1	<0.5	<0.5	0.08
REP 1473529	QC								0.07
1473530	Rock	4.9	0.1	<0.05	<0.005	<1	<0.5	<0.5	0.09
REP 1473530	QC								
1473543	Rock	58.8	0.4	0.06	<0.005	3	0.7	<0.5	0.86
REP 1473543	QC								
1473564	Rock	14.8	0.7	<0.05	<0.005	<1	<0.5	<0.5	0.15
REP 1473564	QC								0.15
1473568	Rock	7.3	0.5	<0.05	<0.005	2	0.6	<0.5	0.71
REP 1473568	QC	6.9	0.4	<0.05	<0.005	<1	0.6	<0.5	
1473577	Rock	12.9	0.5	<0.05	<0.005	<1	<0.5	<0.5	0.44
REP 1473577	QC								
REP 1473594	QC	12.8	0.4	<0.05	<0.005	<1	0.7	<0.5	
1473595	Rock	17.8	0.4	<0.05	<0.005	<1	<0.5	<0.5	0.57
REP 1473595	QC								0.55
Core Reject Duplicates									
1473560	Rock	8.3	0.5	<0.05	<0.005	2	1.2	<0.5	0.29
DUP 1473560	QC	8.2	0.5	<0.05	0.006	3	0.8	<0.5	0.30
1473594	Rock	13.2	0.4	<0.05	<0.005	1	0.8	<0.5	0.59
DUP 1473594	QC	12.4	0.4	<0.05	<0.005	<1	0.7	<0.5	0.61
Reference Materials									
STD DS11	Standard								0.27
STD DS11	Standard								0.23
STD DS11	Standard								0.27
STD OREAS25A-4A	Standard	62.8	4.3	0.13	<0.005	1	<0.5	<0.5	
STD OREAS25A-4A	Standard	58.6	3.9	0.09	<0.005	2	<0.5	<0.5	

This report supersedes all previous preliminary and final reports with this file number dated prior to the date on this certificate. Signature indicates final approval; preliminary reports are unsigned and should be used for reference only.

BUREAU VERITAS
MINERAL LABORATORIES
Canada

www.bureauveritas.com/um

Bureau Veritas Commodities Canada Ltd.
9050 Shaughnessy St Vancouver British Columbia V6P 6E5 Canada
PHONE (604) 253-3158

Client: **Goldstrike Resources Ltd.**
1010 - 1130 West Pender St.
Vancouver British Columbia V6E 4A4 Canada

Project: LUC
Report Date: October 11, 2018

QUALITY CONTROL REPORT WHI18000665.1

		WGHT	FA350	MA200	MA200	MA200	MA200	MA200	MA200	MA200	MA200	MA200	MA200	MA200	MA200	MA200	MA200	MA200	MA200	MA200	MA200
		Wgt	Au	Mo	Cu	Pb	Zn	Ag	Ni	Co	Mn	Fe	As	U	Th	Sr	Cd	Sb	Bi	V	Ca
		kg	ppb	ppm	ppm	ppm	ppm	ppm	ppm	ppm	ppm	%	ppm	ppm	ppm	ppm	ppm	ppm	ppm	ppm	%
		0.01	2	0.1	0.1	0.1	1	0.1	0.1	0.2	1	0.01	1	0.1	0.1	1	0.1	0.1	0.1	1	0.01
STD OREAS25A-4A	Standard			3.1	36.6	26.2	49	<0.1	45.5	8.0	504	6.68	12	3.2	17.1	50	0.2	0.6	0.4	159	0.30
STD OREAS25A-4A	Standard			2.3	34.1	25.7	45	<0.1	46.1	7.9	516	6.77	10	3.0	16.8	50	<0.1	0.7	0.4	156	0.30
STD OREAS25A-4A	Standard			2.2	34.3	23.4	41	<0.1	46.2	7.6	498	6.51	9	2.6	14.3	45	<0.1	0.6	0.4	157	0.26
STD OREAS45EA	Standard																				
STD OREAS45EA	Standard																				
STD OREAS45EA	Standard																				
STD OREAS45E	Standard			2.6	800.9	18.5	55	0.4	493.9	58.0	636	25.09	19	2.5	13.1	18	0.2	1.1	0.3	339	0.07
STD OREAS45E	Standard			2.2	744.7	17.4	45	0.3	447.0	53.7	588	23.17	16	2.3	11.7	17	<0.1	1.3	0.2	320	0.08
STD OREAS45E	Standard			2.4	788.7	20.6	48	0.3	467.4	58.6	591	25.07	16	2.8	15.0	18	<0.1	1.1	0.3	329	0.07
STD OREAS45E	Standard			2.6	768.5	19.4	47	0.3	496.2	61.6	598	25.19	18	2.6	14.3	18	<0.1	1.2	0.3	336	0.08
STD OREAS45E	Standard			2.4	783.8	18.0	42	0.3	466.1	57.8	598	23.60	17	2.5	12.9	18	0.1	1.0	0.3	323	0.08
STD OXC145	Standard		199																		
STD OXC145	Standard		204																		
STD OXC145	Standard		203																		
STD OXH139	Standard		1297																		
STD OXH139	Standard		1304																		
STD DS11 Expected																					
STD OXH139 Expected			1312																		
STD OXC145 Expected			212																		
STD OREAS25A-4A Expected				2.55	33.9	25.2	44.4		45.8	8.2	470	6.6	9.94	2.94	15.8	48.5		0.67	0.35	157	0.309
STD OREAS45E Expected				2.4	780	18.2	46.7	0.311	454	57	570	24.12	16.3	2.41	12.9	15.9	0.06	1	0.28	322	0.065
BLK	Blank																				
BLK	Blank																				
BLK	Blank																				
BLK	Blank			<0.1	0.2	<0.1	<1	<0.1	<0.1	<0.2	<1	<0.01	<1	<0.1	<0.1	<1	<0.1	<0.1	<0.1	<1	<0.01
BLK	Blank			<0.1	0.2	<0.1	<1	<0.1	<0.1	<0.2	<1	<0.01	<1	<0.1	<0.1	<1	<0.1	<0.1	<0.1	<1	<0.01
BLK	Blank		<2																		
BLK	Blank		<2																		
BLK	Blank		<2																		

This report supersedes all previous preliminary and final reports with this file number dated prior to the date on this certificate. Signature indicates final approval; preliminary reports are unsigned and should be used for reference only.

BUREAU VERITAS
MINERAL LABORATORIES
Canada

www.bureauveritas.com/um

Bureau Veritas Commodities Canada Ltd.
9050 Shaughnessy St Vancouver British Columbia V6P 6E5 Canada
PHONE (604) 253-3158

Client: **Goldstrike Resources Ltd.**
1010 - 1130 West Pender St.
Vancouver British Columbia V6E 4A4 Canada

Project: LUC
Report Date: October 11, 2018

QUALITY CONTROL REPORT WHI18000665.1

		MA200 P % 0.001	MA200 La ppm 0.1	MA200 Cr ppm 1	MA200 Mg % 0.01	MA200 Ba ppm 1	MA200 Ti % 0.001	MA200 Al % 0.01	MA200 Na % 0.001	MA200 K % 0.01	MA200 W ppm 0.1	MA200 Zr ppm 0.1	MA200 Ce ppm 1	MA200 Sn ppm 0.1	MA200 Y ppm 0.1	MA200 Nb ppm 0.1	MA200 Ta ppm 0.1	MA200 Be ppm 1	MA200 Sc ppm 1	MA200 Li ppm 0.1	MA200 S % 0.1
STD OREAS25A-4A	Standard	0.044	24.5	113	0.34	164	0.915	9.17	0.112	0.49	2.0	154.5	50	4.4	10.9	19.0	1.3	<1	13	38.1	<0.1
STD OREAS25A-4A	Standard	0.052	23.3	115	0.32	155	0.912	9.05	0.121	0.51	1.8	154.0	53	3.7	11.0	19.2	1.4	1	13	38.7	<0.1
STD OREAS25A-4A	Standard	0.049	19.6	117	0.33	141	0.939	8.42	0.122	0.48	1.8	139.6	45	4.1	9.4	17.6	1.3	<1	12	35.0	<0.1
STD OREAS45EA	Standard																				
STD OREAS45EA	Standard																				
STD OREAS45EA	Standard																				
STD OREAS45E	Standard	0.035	11.0	997	0.18	266	0.548	7.28	0.068	0.37	0.9	96.7	25	1.4	8.4	6.2	0.5	<1	98	7.4	<0.1
STD OREAS45E	Standard	0.033	8.4	973	0.15	248	0.544	6.54	0.061	0.35	0.9	94.7	20	1.3	7.6	6.2	0.5	<1	94	6.1	<0.1
STD OREAS45E	Standard	0.033	12.3	994	0.17	273	0.535	6.98	0.055	0.34	1.0	100.0	26	1.5	8.8	6.7	0.5	1	92	5.9	<0.1
STD OREAS45E	Standard	0.034	11.9	1029	0.16	263	0.534	6.75	0.056	0.34	1.0	100.6	26	1.4	8.6	6.3	0.5	<1	93	6.5	<0.1
STD OREAS45E	Standard	0.032	11.3	987	0.17	241	0.558	6.70	0.057	0.34	1.2	96.9	24	1.3	8.4	6.0	0.5	<1	89	6.4	<0.1
STD OXC145	Standard																				
STD OXC145	Standard																				
STD OXC145	Standard																				
STD OXH139	Standard																				
STD OXH139	Standard																				
STD DS11 Expected																					
STD OXH139 Expected																					
STD OXC145 Expected																					
STD OREAS25A-4A Expected		0.048	21.8	115	0.327	147	0.977	8.87	0.134	0.482	2	155	48.9	4.06	10.5	20.9	1.5	0.93	13.7	36.7	0.047
STD OREAS45E Expected		0.034	11	979	0.156	252	0.559	6.78	0.059	0.324	1.07	97	23.5	1.32	8.28	6.8	0.54		93	6.58	0.046
BLK	Blank																				
BLK	Blank																				
BLK	Blank																				
BLK	Blank	<0.001	<0.1	1	<0.01	<1	<0.001	<0.01	0.005	<0.01	<0.1	<0.1	<1	<0.1	<0.1	<0.1	<0.1	<1	<1	<0.1	<0.1
BLK	Blank	<0.001	<0.1	<1	<0.01	2	<0.001	<0.01	<0.001	<0.01	<0.1	<0.1	<1	<0.1	<0.1	<0.1	<0.1	<1	<1	0.3	<0.1
BLK	Blank																				
BLK	Blank																				
BLK	Blank																				

This report supersedes all previous preliminary and final reports with this file number dated prior to the date on this certificate. Signature indicates final approval; preliminary reports are unsigned and should be used for reference only.

BUREAU VERITAS
MINERAL LABORATORIES
Canada

www.bureauveritas.com/um

Bureau Veritas Commodities Canada Ltd.
9050 Shaughnessy St Vancouver British Columbia V6P 6E5 Canada
PHONE (604) 253-3158

Client: **Goldstrike Resources Ltd.**
1010 - 1130 West Pender St.
Vancouver British Columbia V6E 4A4 Canada

Project: LUC
Report Date: October 11, 2018

QUALITY CONTROL REPORT WHI18000665.1

		MA200 Rb ppm 0.1	MA200 Hf ppm 0.1	MA200 In ppm 0.05	MA200 Re ppm 0.005	MA200 Se ppm 1	MA200 Te ppm 0.5	MA200 Tl ppm 0.5	AQ200 Hg ppm 0.01
STD OREAS25A-4A	Standard	57.3	4.0	0.08	<0.005	2	<0.5	<0.5	
STD OREAS25A-4A	Standard	60.2	4.0	0.08	<0.005	3	<0.5	<0.5	
STD OREAS25A-4A	Standard	51.5	3.8	0.09	<0.005	2	<0.5	<0.5	
STD OREAS45EA	Standard								0.02
STD OREAS45EA	Standard								0.01
STD OREAS45EA	Standard								0.02
STD OREAS45E	Standard	22.4	2.8	0.11	<0.005	5	<0.5	<0.5	
STD OREAS45E	Standard	19.8	2.8	<0.05	<0.005	2	<0.5	<0.5	
STD OREAS45E	Standard	23.0	3.4	0.11	<0.005	3	<0.5	<0.5	
STD OREAS45E	Standard	23.1	3.0	0.12	<0.005	3	<0.5	<0.5	
STD OREAS45E	Standard	20.3	2.9	0.11	<0.005	2	<0.5	<0.5	
STD OXC145	Standard								
STD OXC145	Standard								
STD OXC145	Standard								
STD OXH139	Standard								
STD OXH139	Standard								
STD DS11 Expected									0.26
STD OXH139 Expected									
STD OXC145 Expected									
STD OREAS25A-4A Expected		61	4.28	0.09		2.5		0.35	
STD OREAS45E Expected		21.2	3.11	0.099		2.97	0.1	0.15	
BLK	Blank								<0.01
BLK	Blank								<0.01
BLK	Blank								0.03
BLK	Blank	<0.1	<0.1	<0.05	<0.005	3	<0.5	<0.5	
BLK	Blank	<0.1	<0.1	<0.05	<0.005	3	<0.5	<0.5	
BLK	Blank								
BLK	Blank								
BLK	Blank								

This report supersedes all previous preliminary and final reports with this file number dated prior to the date on this certificate. Signature indicates final approval; preliminary reports are unsigned and should be used for reference only.

BUREAU VERITAS
MINERAL LABORATORIES
Canada

www.bureauveritas.com/um

Bureau Veritas Commodities Canada Ltd.
9050 Shaughnessy St Vancouver British Columbia V6P 6E5 Canada
PHONE (604) 253-3158

Client: **Goldstrike Resources Ltd.**
1010 - 1130 West Pender St.
Vancouver British Columbia V6E 4A4 Canada

Project: LUC
Report Date: October 11, 2018

QUALITY CONTROL REPORT WHI18000665.1

		WGHT	FA350	MA200	MA200	MA200	MA200	MA200	MA200	MA200	MA200	MA200	MA200	MA200	MA200	MA200	MA200	MA200	MA200	MA200	MA200
		Wgt	Au	Mo	Cu	Pb	Zn	Ag	Ni	Co	Mn	Fe	As	U	Th	Sr	Cd	Sb	Bi	V	Ca
		kg	ppb	ppm	ppm	ppm	ppm	ppm	ppm	ppm	ppm	%	ppm	ppm	ppm	ppm	ppm	ppm	ppm	ppm	%
		0.01	2	0.1	0.1	0.1	1	0.1	0.1	0.2	1	0.01	1	0.1	0.1	1	0.1	0.1	0.1	1	0.01
BLK	Blank		<2																		
BLK	Blank		<2																		
BLK	Blank		<2																		
BLK	Blank			<0.1	<0.1	0.2	<1	<0.1	<0.1	<0.2	<1	<0.01	<1	<0.1	<0.1	<1	<0.1	<0.1	<0.1	<1	<0.01
BLK	Blank			<0.1	0.2	<0.1	<1	<0.1	<0.1	<0.2	<1	<0.01	<1	<0.1	<0.1	<1	<0.1	<0.1	<0.1	<1	<0.01
BLK	Blank		<2																		
BLK	Blank			<0.1	0.2	<0.1	<1	<0.1	0.1	<0.2	<1	<0.01	<1	<0.1	<0.1	<1	<0.1	0.2	<0.1	<1	<0.01
Prep Wash																					
ROCK-WHI	Prep Blank		<2	1.2	5.9	3.0	38	<0.1	1.3	4.0	661	2.07	4	1.2	2.7	196	<0.1	0.2	<0.1	34	1.36
ROCK-WHI	Prep Blank		<2	1.2	4.5	3.6	32	<0.1	1.1	3.4	658	1.95	3	1.1	2.5	195	<0.1	0.2	<0.1	33	1.29

This report supersedes all previous preliminary and final reports with this file number dated prior to the date on this certificate. Signature indicates final approval; preliminary reports are unsigned and should be used for reference only.

BUREAU VERITAS
MINERAL LABORATORIES
Canada

www.bureauveritas.com/um

Bureau Veritas Commodities Canada Ltd.
9050 Shaughnessy St Vancouver British Columbia V6P 6E5 Canada
PHONE (604) 253-3158

Client: **Goldstrike Resources Ltd.**
1010 - 1130 West Pender St.
Vancouver British Columbia V6E 4A4 Canada

Project: LUC
Report Date: October 11, 2018

QUALITY CONTROL REPORT WHI18000665.1

		MA200 P % 0.001	MA200 La ppm 0.1	MA200 Cr ppm 1	MA200 Mg % 0.01	MA200 Ba ppm 1	MA200 Ti % 0.001	MA200 Al % 0.01	MA200 Na % 0.001	MA200 K % 0.01	MA200 W ppm 0.1	MA200 Zr ppm 0.1	MA200 Ce ppm 1	MA200 Sn ppm 0.1	MA200 Y ppm 0.1	MA200 Nb ppm 0.1	MA200 Ta ppm 0.1	MA200 Be ppm 1	MA200 Sc ppm 1	MA200 Li ppm 0.1	MA200 S % 0.1
BLK	Blank																				
BLK	Blank																				
BLK	Blank																				
BLK	Blank	<0.001	<0.1	<1	<0.01	<1	<0.001	<0.01	0.001	<0.01	<0.1	<0.1	<1	<0.1	<0.1	<0.1	<0.1	<1	<1	<0.1	<0.1
BLK	Blank	<0.001	<0.1	<1	<0.01	<1	<0.001	<0.01	0.002	<0.01	<0.1	<0.1	<1	<0.1	<0.1	<0.1	<0.1	<1	<1	<0.1	<0.1
BLK	Blank																				
BLK	Blank	<0.001	<0.1	<1	<0.01	<1	<0.001	<0.01	0.004	<0.01	<0.1	<0.1	<1	<0.1	<0.1	<0.1	<0.1	<1	<1	<0.1	<0.1
Prep Wash																					
ROCK-WHI	Prep Blank	0.036	12.9	4	0.56	892	0.193	6.54	3.311	1.76	0.3	55.2	25	0.8	17.3	5.8	0.4	2	7	3.1	<0.1
ROCK-WHI	Prep Blank	0.036	12.3	3	0.51	842	0.180	6.28	3.202	1.79	0.3	54.2	25	0.7	15.5	5.6	0.4	<1	6	2.5	<0.1

This report supersedes all previous preliminary and final reports with this file number dated prior to the date on this certificate. Signature indicates final approval; preliminary reports are unsigned and should be used for reference only.

BUREAU VERITAS
MINERAL LABORATORIES
Canada

www.bureauveritas.com/um

Bureau Veritas Commodities Canada Ltd.

9050 Shaughnessy St Vancouver British Columbia V6P 6E5 Canada
PHONE (604) 253-3158

Client: **Goldstrike Resources Ltd.**
1010 - 1130 West Pender St.
Vancouver British Columbia V6E 4A4 Canada

Project: LUC
Report Date: October 11, 2018

QUALITY CONTROL REPORT WHI18000665.1

		MA200 Rb ppm 0.1	MA200 Hf ppm 0.1	MA200 In ppm 0.05	MA200 Re ppm 0.005	MA200 Se ppm 1	MA200 Te ppm 0.5	MA200 Tl ppm 0.5	AQ200 Hg ppm 0.01
BLK	Blank								
BLK	Blank								
BLK	Blank								
BLK	Blank	<0.1	<0.1	<0.05	<0.005	<1	<0.5	<0.5	
BLK	Blank	<0.1	<0.1	<0.05	<0.005	<1	<0.5	<0.5	
BLK	Blank								
BLK	Blank	<0.1	<0.1	<0.05	<0.005	<1	<0.5	<0.5	
Prep Wash									
ROCK-WHI	Prep Blank	36.0	1.9	<0.05	<0.005	<1	<0.5	<0.5	<0.01
ROCK-WHI	Prep Blank	32.9	1.8	<0.05	<0.005	<1	<0.5	<0.5	<0.01

This report supersedes all previous preliminary and final reports with this file number dated prior to the date on this certificate. Signature indicates final approval; preliminary reports are unsigned and should be used for reference only.

BUREAU VERITAS
MINERAL LABORATORIES
Canada

www.bureauveritas.com/um

Bureau Veritas Commodities Canada Ltd.
9050 Shaughnessy St Vancouver British Columbia V6P 6E5 Canada
PHONE (604) 253-3158

Client: **Goldstrike Resources Ltd.**
1010 - 1130 West Pender St.
Vancouver British Columbia V6E 4A4 Canada

Submitted By:	Email Distribution List
Receiving Lab:	Canada-Whitehorse
Received:	August 17, 2018
Report Date:	October 09, 2018
Page:	1 of 4

CERTIFICATE OF ANALYSIS WHI18000666.1

CLIENT JOB INFORMATION

Project:	LUC
Shipment ID:	LSTR-18-03
P.O. Number	
Number of Samples:	79

SAMPLE DISPOSAL

STOR-PLP	Store After 90 days Invoice for Storage
STOR-RJT	Store After 60 days Invoice for Storage

Bureau Veritas does not accept responsibility for samples left at the laboratory after 90 days without prior written instructions for sample storage or return.

SAMPLE PREPARATION AND ANALYTICAL PROCEDURES

Procedure Code	Number of Samples	Code Description	Test Wgt (g)	Report Status	Lab
PRP70-250	72	Crush, split and pulverize 250 g rock to 200 mesh			WHI
SLBHP	7	Sort, label and box pulps			WHI
FA350-Au	79	50g Fire assay fusion Au by ICP-ES	50	Completed	VAN
EN002	79	Environmental disposal charge-Fire assay lead waste			VAN
MA200	79	4 Acid digestion ICP-MS analysis	0.25	Completed	VAN
AQ200-HG	79	Hg by AR digestion ICP-MS analysis	0.5	Completed	VAN
SHP01	79	Per sample shipping charges for branch shipments			VAN
FA550	0	Lead collection fire assay 50G fusion - Grav finish	50	Completed	VAN

ADDITIONAL COMMENTS

Invoice To: Luckystrike Resources Ltd.
1010 – 1130 West Pender Street
Vancouver British Columbia V6E 4A4
Canada

CC:

BRITISH COLUMBIA CERTIFIED ASSAYER
Marcus Lau
MARCUS LAU
Production Manager

This report supersedes all previous preliminary and final reports with this file number dated prior to the date on this certificate. Signature indicates final approval; preliminary reports are unsigned and should be used for reference only.
All results are considered the confidential property of the client. Bureau Veritas assumes the liabilities for actual cost of analysis only. Results apply to samples as submitted.
"*" asterisk indicates that an analytical result could not be provided due to unusually high levels of interference from other elements.

BUREAU VERITAS
MINERAL LABORATORIES
Canada

www.bureauveritas.com/um

Bureau Veritas Commodities Canada Ltd.

9050 Shaughnessy St Vancouver British Columbia V6P 6E5 Canada
PHONE (604) 253-3158

Client: **Goldstrike Resources Ltd.**
1010 - 1130 West Pender St.
Vancouver British Columbia V6E 4A4 Canada

Project: LUC
Report Date: October 09, 2018

CERTIFICATE OF ANALYSIS WHI18000666.1

	Method	WGHT	FA350	MA200	MA200	MA200	MA200	MA200	MA200	MA200	MA200	MA200	MA200	MA200	MA200	MA200	MA200	MA200	MA200	MA200	MA200
	Analyte	Wgt	Au	Mo	Cu	Pb	Zn	Ag	Ni	Co	Mn	Fe	As	U	Th	Sr	Cd	Sb	Bi	V	Ca
	Unit	kg	ppb	ppm	ppm	ppm	ppm	ppm	ppm	ppm	ppm	%	ppm	ppm	ppm	ppm	ppm	ppm	ppm	ppm	%
	MDL	0.01	2	0.1	0.1	0.1	1	0.1	0.1	0.2	1	0.01	1	0.1	0.1	1	0.1	0.1	0.1	1	0.01
1473601	Rock Pulp	0.09	501	49.4	>10000	969.7	>10000	59.4	19.2	3.2	773	12.04	105	4.9	0.1	59	246.4	53.6	12.9	45	1.65
1473602	Rock	3.55	49	14.5	11.6	5.3	40	0.2	6.2	7.4	597	2.89	6	0.5	2.2	69	0.3	3.8	0.2	68	2.14
1473603	Rock	2.46	24	14.5	21.3	4.8	44	0.1	8.0	10.2	804	3.44	10	0.4	2.0	90	0.2	4.5	<0.1	90	2.14
1473604	Rock	3.26	18	14.2	5.0	3.7	28	<0.1	5.6	6.2	768	2.20	8	0.5	2.3	56	0.3	4.5	<0.1	47	2.85
1473605	Rock	3.29	20	8.5	10.0	5.5	29	0.1	8.7	6.2	643	2.38	7	0.5	3.7	122	0.2	4.6	<0.1	49	1.76
1473606	Rock	3.84	5	2.9	24.4	11.5	53	<0.1	26.9	14.7	751	3.83	11	1.4	5.6	265	<0.1	1.5	<0.1	113	2.08
1473607	Rock	3.00	48	5.7	18.6	8.8	50	0.2	20.1	12.3	893	3.69	9	1.1	5.8	158	0.3	3.8	<0.1	82	1.99
1473608	Rock	3.05	47	7.0	12.7	7.5	47	0.2	16.5	12.3	925	3.48	10	0.5	2.7	113	0.5	5.7	<0.1	80	2.32
1473609	Rock	3.05	6	2.9	21.9	11.6	75	<0.1	11.6	19.0	1130	5.01	7	0.4	1.4	188	0.1	8.5	<0.1	161	3.17
1473610	Rock	2.51	2	0.8	10.7	8.3	61	<0.1	4.2	12.2	787	4.44	5	0.2	0.6	223	<0.1	3.5	<0.1	134	2.48
1473611	Rock	2.49	<2	0.9	9.5	7.2	36	<0.1	4.4	8.1	682	3.17	5	0.2	0.8	394	<0.1	2.2	<0.1	80	1.89
1473612	Rock	2.33	<2	1.1	13.5	9.1	79	<0.1	11.3	16.4	901	5.29	6	0.6	2.9	145	<0.1	4.0	<0.1	152	3.21
1473613	Rock	2.58	<2	1.1	40.6	9.4	69	<0.1	6.2	14.0	745	4.28	5	0.5	2.0	136	<0.1	2.1	<0.1	100	2.28
1473614	Rock	3.16	5	0.7	10.9	5.4	33	<0.1	2.0	4.1	257	2.56	3	0.3	2.4	160	<0.1	0.9	<0.1	20	0.39
1473615	Rock	2.87	3	0.6	14.4	6.2	39	<0.1	3.5	4.3	299	2.75	4	0.5	5.3	190	<0.1	1.3	<0.1	22	0.30
1473616	Rock	2.66	<2	0.7	7.1	6.5	32	<0.1	3.0	3.8	483	2.09	3	0.4	5.0	259	<0.1	1.8	<0.1	19	1.10
1473617	Rock	3.34	<2	1.0	16.5	7.4	48	<0.1	5.3	10.5	1017	4.01	4	0.5	2.2	155	0.1	2.4	<0.1	61	4.19
1473618	Rock	3.89	<2	2.5	16.1	9.5	78	<0.1	10.3	19.2	1265	5.71	7	0.7	1.6	158	<0.1	7.2	<0.1	178	5.85
1473619	Rock	3.10	<2	1.0	7.9	5.6	26	<0.1	7.9	8.4	537	2.21	4	0.2	1.1	272	<0.1	2.9	<0.1	52	3.24
1473620	Rock	3.13	<2	0.9	11.1	6.6	57	<0.1	21.8	14.9	957	3.56	5	0.5	1.3	277	<0.1	6.6	<0.1	95	6.10
1473621	Rock	3.35	<2	1.5	32.4	7.7	64	<0.1	8.1	16.7	909	5.11	7	0.5	1.6	296	<0.1	3.6	<0.1	136	3.21
1473622	Rock	2.29	<2	0.9	20.8	6.2	60	<0.1	7.5	15.5	944	4.97	6	0.4	0.9	361	<0.1	1.1	<0.1	146	4.21
1473623	Rock	3.02	<2	0.6	15.4	5.5	50	<0.1	5.4	10.8	724	3.37	5	0.5	3.6	295	<0.1	0.6	<0.1	70	2.39
1473624	Rock	3.51	<2	1.0	10.1	8.1	40	<0.1	4.3	8.9	721	2.71	2	0.4	2.8	200	<0.1	1.2	<0.1	61	2.87
1473625	Rock Pulp	0.05	4	3.0	26.1	4.2	43	0.6	22.1	11.3	539	2.63	5	0.7	1.8	268	0.2	0.8	<0.1	88	1.83
1473626	Rock Pulp	0.05	>10000	11.7	64.3	21.5	76	1.2	22.8	4.3	538	3.63	1104	3.4	3.0	44	0.3	153.8	0.7	113	15.01
1473627	Rock	3.02	2	0.6	8.5	10.3	46	<0.1	5.1	9.3	877	2.89	3	0.3	2.0	236	<0.1	2.6	<0.1	72	4.37
1473628	Rock	3.14	5	1.5	31.9	21.5	95	0.1	11.2	19.8	1163	5.42	5	0.6	1.7	209	0.1	2.6	0.3	181	4.37
1473629	Rock	2.92	27	1.6	44.9	24.5	124	<0.1	9.4	17.7	1430	5.36	6	0.5	1.8	238	0.3	3.5	<0.1	163	4.36
1473630	Rock	4.19	80	1.2	28.9	11.1	47	0.6	4.2	8.6	595	2.61	2	0.5	4.5	209	<0.1	2.0	0.2	46	3.03

This report supersedes all previous preliminary and final reports with this file number dated prior to the date on this certificate. Signature indicates final approval; preliminary reports are unsigned and should be used for reference only.

BUREAU VERITAS
MINERAL LABORATORIES
Canada

www.bureauveritas.com/um

Bureau Veritas Commodities Canada Ltd.

9050 Shaughnessy St Vancouver British Columbia V6P 6E5 Canada
PHONE (604) 253-3158

Client: **Goldstrike Resources Ltd.**
1010 - 1130 West Pender St.
Vancouver British Columbia V6E 4A4 Canada

Project: LUC
Report Date: October 09, 2018

CERTIFICATE OF ANALYSIS WHI18000666.1

	Method	MA200	MA200	MA200	MA200	MA200	MA200	MA200	MA200	MA200	MA200	MA200	MA200	MA200	MA200	MA200	MA200	MA200	MA200	MA200	MA200
	Analyte	P	La	Cr	Mg	Ba	Ti	Al	Na	K	W	Zr	Ce	Sn	Y	Nb	Ta	Be	Sc	Li	S
	Unit	%	ppm	ppm	%	ppm	%	%	%	%	ppm	ppm	ppm	ppm	ppm	ppm	ppm	ppm	ppm	ppm	%
	MDL	0.001	0.1	1	0.01	1	0.001	0.01	0.001	0.01	0.1	0.1	1	0.1	0.1	0.1	0.1	1	1	0.1	0.1
1473601	Rock Pulp	0.040	2.3	11	2.27	25	0.027	3.86	0.506	0.78	0.5	28.7	7	3.1	5.6	0.3	<0.1	<1	8	6.6	>10
1473602	Rock	0.024	9.4	12	0.11	430	0.093	5.76	0.910	0.82	10.2	11.0	23	0.8	6.5	1.2	<0.1	1	12	36.2	<0.1
1473603	Rock	0.031	9.3	13	0.13	639	0.116	5.83	2.021	0.81	9.1	8.6	22	0.6	7.0	1.3	0.1	<1	13	24.9	<0.1
1473604	Rock	0.024	8.7	7	0.10	662	0.081	5.03	0.246	1.42	9.8	9.2	20	0.5	6.5	1.4	<0.1	<1	8	34.7	<0.1
1473605	Rock	0.028	12.1	10	0.12	938	0.106	6.32	1.552	0.90	6.5	8.9	26	0.5	6.6	2.2	0.1	2	9	29.9	<0.1
1473606	Rock	0.042	20.2	73	1.04	1025	0.287	6.53	1.715	0.99	0.9	25.3	41	0.9	14.7	5.4	0.4	1	16	17.1	<0.1
1473607	Rock	0.038	23.0	44	0.51	1072	0.196	6.39	0.883	0.81	3.2	18.7	47	0.7	12.5	4.1	0.3	<1	13	31.0	<0.1
1473608	Rock	0.029	13.0	31	0.55	800	0.129	6.19	0.635	0.86	6.2	8.9	28	0.6	10.7	1.7	0.1	<1	13	35.9	<0.1
1473609	Rock	0.047	7.7	13	0.33	892	0.333	6.80	2.030	1.54	1.3	6.0	17	0.6	15.3	2.6	0.2	<1	14	17.2	<0.1
1473610	Rock	0.043	5.3	4	0.20	623	0.265	7.06	3.205	1.40	0.3	3.6	12	0.7	11.4	2.0	0.2	1	11	9.5	<0.1
1473611	Rock	0.032	5.3	5	0.15	1475	0.206	7.50	3.484	1.15	0.9	4.8	12	0.6	9.7	2.1	0.2	<1	9	8.5	<0.1
1473612	Rock	0.069	11.8	8	0.37	561	0.371	7.42	0.811	2.29	3.3	6.3	27	1.1	14.3	4.7	0.3	1	17	17.0	<0.1
1473613	Rock	0.054	12.8	4	0.24	453	0.267	6.45	0.897	1.44	2.9	9.3	29	0.6	16.9	2.9	0.1	2	14	13.8	<0.1
1473614	Rock	0.023	16.1	2	0.13	550	0.132	6.69	1.441	0.87	0.1	9.3	32	0.5	12.5	2.3	0.1	<1	8	18.7	<0.1
1473615	Rock	0.025	18.3	3	0.16	664	0.153	6.97	1.807	1.06	0.2	8.4	36	0.6	14.4	4.9	0.2	1	8	19.2	<0.1
1473616	Rock	0.025	16.1	4	0.14	694	0.138	7.35	2.836	1.21	0.3	9.6	29	1.0	14.8	5.3	0.3	1	6	10.2	<0.1
1473617	Rock	0.025	11.7	5	0.21	571	0.167	5.68	2.259	0.90	0.3	8.6	26	0.4	18.9	2.8	0.1	<1	10	12.0	<0.1
1473618	Rock	0.058	12.4	8	0.34	481	0.377	6.19	1.678	1.23	1.1	5.9	27	0.4	21.9	2.9	0.2	1	17	16.4	<0.1
1473619	Rock	0.018	4.9	6	0.19	487	0.109	6.65	2.600	1.16	1.3	4.7	10	0.3	7.2	2.3	0.2	<1	5	14.4	<0.1
1473620	Rock	0.025	9.2	30	0.54	951	0.190	6.57	2.387	1.34	1.0	4.0	18	0.5	12.8	1.7	0.1	<1	13	10.8	<0.1
1473621	Rock	0.083	8.5	10	0.37	506	0.376	6.93	2.982	1.11	1.1	5.7	18	0.7	15.1	3.2	0.2	2	15	11.6	<0.1
1473622	Rock	0.075	7.1	7	0.52	721	0.431	7.27	3.034	1.12	0.8	4.6	16	0.7	17.9	3.3	0.2	<1	16	10.6	<0.1
1473623	Rock	0.046	10.7	6	0.38	596	0.268	6.92	2.974	1.06	<0.1	7.7	22	0.8	11.8	4.8	0.4	<1	9	11.1	<0.1
1473624	Rock	0.037	10.6	5	0.16	423	0.173	6.29	2.945	1.25	3.1	5.4	21	0.7	7.3	3.6	0.2	1	6	9.3	<0.1
1473625	Rock Pulp	0.050	8.4	28	0.83	493	0.276	5.35	2.108	0.84	27.6	37.2	18	0.7	12.6	3.3	0.2	<1	10	12.4	<0.1
1473626	Rock Pulp	0.065	14.2	31	0.72	47	0.111	1.99	0.018	0.39	>200	25.1	28	2.0	16.4	2.8	<0.1	1	4	40.8	1.8
1473627	Rock	0.029	7.1	5	0.20	872	0.149	6.23	3.300	1.04	1.0	4.2	15	0.6	9.0	2.6	0.1	1	6	7.5	<0.1
1473628	Rock	0.047	8.0	20	0.30	799	0.312	6.34	2.470	1.46	4.7	6.9	18	0.7	15.6	2.8	0.2	<1	16	14.0	<0.1
1473629	Rock	0.060	10.7	13	0.26	697	0.280	6.96	2.764	1.36	1.2	5.8	22	0.8	20.4	3.1	0.2	1	16	12.5	<0.1
1473630	Rock	0.031	13.9	6	0.15	630	0.137	6.31	3.393	0.85	1.9	10.9	27	1.2	11.7	3.9	0.3	<1	6	9.0	<0.1

This report supersedes all previous preliminary and final reports with this file number dated prior to the date on this certificate. Signature indicates final approval; preliminary reports are unsigned and should be used for reference only.

BUREAU VERITAS
MINERAL LABORATORIES
Canada

www.bureauveritas.com/um

Bureau Veritas Commodities Canada Ltd.

9050 Shaughnessy St Vancouver British Columbia V6P 6E5 Canada
PHONE (604) 253-3158

Client: **Goldstrike Resources Ltd.**
1010 - 1130 West Pender St.
Vancouver British Columbia V6E 4A4 Canada

Project: LUC
Report Date: October 09, 2018

CERTIFICATE OF ANALYSIS WHI18000666.1

	Method	MA200	MA200	MA200	MA200	MA200	MA200	MA200	AQ200	FA550
	Analyte	Rb	Hf	In	Re	Se	Te	Tl	Hg	Au
	Unit	ppm	ppm	ppm	ppm	ppm	ppm	ppm	ppm	gm/t
	MDL	0.1	0.1	0.05	0.005	1	0.5	0.5	0.01	0.9
1473601	Rock Pulp	9.4	0.8	9.82	0.011	3	7.9	2.3	2.73	
1473602	Rock	15.2	0.5	<0.05	<0.005	<1	0.5	<0.5	0.93	
1473603	Rock	14.5	0.3	<0.05	<0.005	2	<0.5	<0.5	0.63	
1473604	Rock	24.4	0.3	<0.05	<0.005	<1	<0.5	<0.5	0.40	
1473605	Rock	19.0	0.4	<0.05	<0.005	<1	<0.5	<0.5	0.32	
1473606	Rock	37.6	0.7	0.09	0.005	<1	<0.5	<0.5	0.06	
1473607	Rock	27.7	0.7	<0.05	<0.005	<1	<0.5	<0.5	0.31	
1473608	Rock	19.1	0.4	0.07	<0.005	<1	<0.5	<0.5	0.41	
1473609	Rock	46.6	0.3	0.07	<0.005	<1	<0.5	<0.5	0.06	
1473610	Rock	39.1	0.3	<0.05	<0.005	<1	<0.5	<0.5	0.04	
1473611	Rock	30.3	0.2	<0.05	<0.005	<1	<0.5	<0.5	0.03	
1473612	Rock	63.4	0.3	<0.05	<0.005	<1	<0.5	<0.5	0.02	
1473613	Rock	46.6	0.4	<0.05	<0.005	<1	<0.5	<0.5	0.02	
1473614	Rock	27.1	0.3	<0.05	<0.005	<1	<0.5	<0.5	0.02	
1473615	Rock	33.9	0.3	<0.05	<0.005	<1	<0.5	<0.5	0.04	
1473616	Rock	40.3	0.3	<0.05	<0.005	<1	<0.5	<0.5	0.04	
1473617	Rock	29.1	0.2	<0.05	<0.005	<1	<0.5	<0.5	0.01	
1473618	Rock	49.3	0.3	<0.05	<0.005	<1	0.5	<0.5	0.03	
1473619	Rock	30.4	0.1	<0.05	<0.005	<1	<0.5	<0.5	0.01	
1473620	Rock	50.7	0.2	<0.05	<0.005	<1	<0.5	<0.5	0.01	
1473621	Rock	38.0	0.2	<0.05	<0.005	<1	<0.5	<0.5	0.01	
1473622	Rock	35.7	0.3	<0.05	<0.005	<1	<0.5	<0.5	<0.01	
1473623	Rock	34.4	0.3	0.07	<0.005	<1	<0.5	<0.5	0.02	
1473624	Rock	29.1	0.1	<0.05	<0.005	<1	<0.5	<0.5	0.03	
1473625	Rock Pulp	21.6	0.9	<0.05	0.006	1	<0.5	<0.5	<0.01	
1473626	Rock Pulp	23.1	0.7	<0.05	<0.005	3	1.8	3.7	6.04	I.S.
1473627	Rock	25.4	0.1	<0.05	<0.005	<1	<0.5	<0.5	0.04	
1473628	Rock	35.3	0.3	<0.05	<0.005	<1	<0.5	<0.5	0.04	
1473629	Rock	38.2	0.4	0.05	<0.005	4	<0.5	<0.5	0.02	
1473630	Rock	23.9	0.4	<0.05	<0.005	2	0.8	<0.5	0.12	

This report supersedes all previous preliminary and final reports with this file number dated prior to the date on this certificate. Signature indicates final approval; preliminary reports are unsigned and should be used for reference only.

BUREAU VERITAS
MINERAL LABORATORIES
Canada

www.bureauveritas.com/um

Bureau Veritas Commodities Canada Ltd.

9050 Shaughnessy St Vancouver British Columbia V6P 6E5 Canada
PHONE (604) 253-3158

Client: **Goldstrike Resources Ltd.**
1010 - 1130 West Pender St.
Vancouver British Columbia V6E 4A4 Canada

Project: LUC
Report Date: October 09, 2018

CERTIFICATE OF ANALYSIS WHI18000666.1

	Method	WGHT	FA350	MA200	MA200	MA200	MA200	MA200	MA200	MA200	MA200	MA200	MA200	MA200	MA200	MA200	MA200	MA200	MA200	MA200	MA200
	Analyte	Wgt	Au	Mo	Cu	Pb	Zn	Ag	Ni	Co	Mn	Fe	As	U	Th	Sr	Cd	Sb	Bi	V	Ca
	Unit	kg	ppb	ppm	ppm	ppm	ppm	ppm	ppm	ppm	ppm	%	ppm	ppm	ppm	ppm	ppm	ppm	ppm	ppm	%
	MDL	0.01	2	0.1	0.1	0.1	1	0.1	0.1	0.2	1	0.01	1	0.1	0.1	1	0.1	0.1	0.1	1	0.01
1473631	Rock	3.52	29	1.6	40.7	10.8	95	0.4	10.6	14.9	950	4.32	3	0.5	2.8	145	<0.1	3.2	<0.1	115	4.50
1473632	Rock	3.07	<2	0.6	50.8	7.0	86	<0.1	11.7	18.7	1018	5.52	4	0.3	1.2	291	<0.1	1.7	<0.1	199	4.26
1473633	Rock	3.30	2	0.6	39.3	7.8	109	<0.1	10.2	15.5	882	5.02	6	0.3	1.8	254	0.4	1.2	<0.1	149	2.27
1473634	Rock	2.94	6	0.3	15.3	14.4	43	<0.1	5.0	5.9	535	2.28	3	0.2	1.9	189	<0.1	1.4	<0.1	40	2.16
1473635	Rock	3.81	4	1.1	91.8	20.0	46	1.3	8.5	10.4	634	2.90	2	0.4	1.5	136	0.3	1.1	4.3	50	3.73
1473636	Rock	3.55	6	0.9	22.5	15.8	30	0.2	6.7	5.4	501	2.44	4	0.3	1.4	101	0.3	1.8	0.6	49	2.15
1473637	Rock	3.39	32	1.4	22.7	9.3	43	0.3	16.6	8.3	622	2.90	3	0.3	1.6	77	0.2	2.8	<0.1	62	3.83
1473638	Rock	3.68	58	1.2	23.6	5.2	27	0.7	7.5	6.9	450	2.48	2	0.3	1.5	111	<0.1	1.0	<0.1	37	2.92
1473639	Rock	3.34	27	1.1	14.2	4.9	23	0.2	6.2	5.4	515	2.42	4	0.3	1.7	123	<0.1	0.7	<0.1	42	2.76
1473640	Rock	3.88	5	0.7	16.7	4.7	25	<0.1	6.1	6.8	587	2.41	2	0.3	1.5	173	<0.1	1.1	<0.1	44	3.15
1473641	Rock	3.05	<2	0.7	7.0	2.8	24	<0.1	3.0	5.5	548	2.38	5	0.5	2.1	178	<0.1	0.7	<0.1	34	1.72
1473642	Rock	3.40	<2	0.8	15.8	4.5	39	<0.1	5.7	9.7	714	2.81	3	0.3	2.1	170	<0.1	1.6	<0.1	67	2.93
1473643	Rock	3.69	<2	2.2	30.7	5.8	47	<0.1	7.1	10.5	1354	3.73	3	0.6	2.6	151	0.2	5.4	<0.1	43	5.89
1473644	Rock	3.76	2	0.7	23.9	5.6	28	<0.1	3.6	5.6	503	2.54	5	0.4	2.4	144	<0.1	4.6	<0.1	39	2.44
1473645	Rock	3.48	2	0.6	8.2	4.6	24	<0.1	3.8	5.2	441	2.52	2	0.3	2.0	143	0.1	5.6	<0.1	37	2.25
1473646	Rock	4.09	8	0.3	12.9	5.3	27	<0.1	5.7	6.2	540	2.51	6	0.3	2.0	147	0.1	8.4	<0.1	52	2.99
1473647	Rock	3.19	5	0.4	7.5	5.2	23	<0.1	4.2	5.1	368	2.08	3	0.3	1.9	241	<0.1	3.3	<0.1	34	2.03
1473648	Rock	3.87	9	0.2	10.9	4.7	22	0.1	3.6	5.1	401	2.10	5	0.3	1.8	238	<0.1	1.7	<0.1	46	2.72
1473649	Rock	4.13	4	0.5	16.5	4.2	27	<0.1	5.1	6.6	472	2.45	5	0.4	1.8	200	0.1	1.8	<0.1	47	2.53
1473650	Rock Pulp	0.05	5	3.2	24.6	4.3	45	0.3	23.4	11.3	541	2.65	5	0.9	2.0	253	0.1	1.1	<0.1	89	1.89
1473651	Rock Pulp	0.06	932	13.0	>10000	19.4	122	3.3	614.3	20.3	951	8.01	6	0.3	1.7	131	0.6	15.1	0.8	104	2.17
1473652	Rock	4.95	6	0.5	12.7	4.4	26	<0.1	8.4	5.6	558	1.91	4	0.3	1.4	175	0.1	2.6	<0.1	34	2.66
1473653	Rock	3.99	23	0.3	13.5	4.1	11	<0.1	2.4	3.4	367	1.25	4	0.2	0.5	222	<0.1	1.5	<0.1	25	2.26
1473654	Rock	4.19	79	0.3	10.1	4.9	24	0.3	9.4	5.6	935	2.06	3	0.2	1.3	220	0.2	1.9	<0.1	45	2.18
1473655	Rock	4.19	6	0.5	12.6	4.5	28	<0.1	11.5	5.9	865	2.14	4	0.3	1.9	129	0.6	2.9	<0.1	43	1.83
1473656	Rock	4.78	8	0.9	11.3	8.6	28	<0.1	9.9	5.6	572	2.30	4	0.4	2.0	205	0.5	1.6	<0.1	45	1.05
1473657	Rock	4.05	20	0.6	42.2	14.8	59	0.1	17.6	17.9	1111	4.43	5	0.6	1.1	223	0.3	1.2	0.1	140	5.01
1473658	Rock	4.09	2	0.6	18.0	4.6	29	<0.1	5.6	9.0	566	2.26	4	0.2	0.5	289	<0.1	1.0	<0.1	71	3.10
1473659	Rock	4.65	2	0.5	30.8	8.1	53	<0.1	25.0	16.4	997	3.60	6	0.4	1.5	242	0.1	5.2	<0.1	103	5.22
1473660	Rock	4.01	<2	0.8	40.7	9.9	40	<0.1	8.7	13.1	692	3.33	4	0.5	0.7	195	<0.1	1.0	<0.1	102	4.01

This report supersedes all previous preliminary and final reports with this file number dated prior to the date on this certificate. Signature indicates final approval; preliminary reports are unsigned and should be used for reference only.

BUREAU VERITAS
MINERAL LABORATORIES
Canada

www.bureauveritas.com/um

Bureau Veritas Commodities Canada Ltd.

9050 Shaughnessy St Vancouver British Columbia V6P 6E5 Canada
PHONE (604) 253-3158

Client: **Goldstrike Resources Ltd.**
1010 - 1130 West Pender St.
Vancouver British Columbia V6E 4A4 Canada

Project: LUC
Report Date: October 09, 2018

CERTIFICATE OF ANALYSIS WHI18000666.1

	Method	MA200	MA200	MA200	MA200	MA200	MA200	MA200	MA200	MA200	MA200	MA200	MA200	MA200	MA200	MA200	MA200	MA200	MA200	MA200	MA200
	Analyte	P	La	Cr	Mg	Ba	Ti	Al	Na	K	W	Zr	Ce	Sn	Y	Nb	Ta	Be	Sc	Li	S
	Unit	%	ppm	ppm	%	ppm	%	%	%	%	ppm	ppm	ppm	ppm	ppm	ppm	ppm	ppm	ppm	ppm	%
	MDL	0.001	0.1	1	0.01	1	0.001	0.01	0.001	0.01	0.1	0.1	1	0.1	0.1	0.1	0.1	1	1	0.1	0.1
1473631	Rock	0.051	11.2	21	0.40	460	0.190	6.41	2.601	1.15	1.2	7.3	23	1.2	13.0	2.8	0.3	1	13	11.8	<0.1
1473632	Rock	0.049	6.2	26	1.08	1236	0.254	7.52	2.261	1.66	0.9	5.6	14	0.7	14.2	1.2	<0.1	1	25	7.0	<0.1
1473633	Rock	0.049	8.7	12	0.23	750	0.301	7.53	2.755	1.18	<0.1	5.1	22	1.2	15.9	2.5	0.2	1	18	10.7	<0.1
1473634	Rock	0.020	8.9	5	0.12	560	0.118	6.28	2.644	0.92	0.4	7.0	21	0.9	14.9	2.3	0.2	<1	7	10.0	<0.1
1473635	Rock	0.026	6.7	7	0.10	2152	0.110	5.13	1.995	0.44	0.4	6.3	14	0.6	14.7	1.9	0.2	<1	8	13.4	<0.1
1473636	Rock	0.021	7.8	5	0.11	1452	0.130	6.58	0.611	0.78	1.6	8.1	19	1.2	14.9	2.2	0.2	<1	11	29.3	<0.1
1473637	Rock	0.025	7.8	31	0.13	567	0.120	5.82	0.804	0.66	1.3	7.1	17	0.6	15.1	1.8	<0.1	1	9	27.8	<0.1
1473638	Rock	0.023	7.1	9	0.09	807	0.095	6.31	3.550	0.53	1.0	4.6	15	0.5	9.8	1.3	0.1	<1	7	9.6	<0.1
1473639	Rock	0.023	9.4	15	0.10	820	0.100	6.08	3.227	0.59	1.2	5.7	20	0.9	11.0	1.5	<0.1	<1	7	11.0	<0.1
1473640	Rock	0.022	8.3	5	0.13	516	0.138	6.37	2.875	0.73	0.7	5.1	18	0.8	14.0	2.0	0.1	2	8	13.2	<0.1
1473641	Rock	0.025	9.8	6	0.16	692	0.165	6.78	2.525	0.98	0.4	5.9	22	1.2	17.8	2.9	0.2	<1	9	15.4	<0.1
1473642	Rock	0.024	8.5	12	0.18	500	0.155	6.89	2.224	0.93	0.6	5.2	19	1.1	13.4	2.2	0.2	1	11	15.7	<0.1
1473643	Rock	0.020	13.3	6	0.17	690	0.120	5.60	2.076	0.83	0.8	4.3	30	0.7	20.3	2.1	0.1	2	8	18.1	<0.1
1473644	Rock	0.018	9.2	6	0.12	797	0.129	6.34	2.654	0.96	1.4	5.1	20	0.8	13.5	1.9	0.1	<1	10	14.9	<0.1
1473645	Rock	0.019	9.0	5	0.12	1072	0.116	6.47	3.092	1.01	1.3	5.7	21	0.8	10.6	1.8	0.1	<1	8	15.4	<0.1
1473646	Rock	0.030	7.5	9	0.14	938	0.137	6.20	2.392	1.09	1.4	5.3	17	0.8	9.8	1.8	<0.1	<1	9	23.6	<0.1
1473647	Rock	0.021	6.4	5	0.13	611	0.120	7.35	3.164	1.02	0.9	5.7	14	0.5	13.1	1.8	0.2	<1	8	18.1	<0.1
1473648	Rock	0.028	7.0	5	0.15	557	0.155	7.05	3.584	0.86	1.6	6.0	16	0.8	13.5	2.2	0.1	<1	11	17.8	<0.1
1473649	Rock	0.027	7.9	6	0.13	703	0.150	6.60	3.157	1.00	1.5	6.9	19	0.8	15.1	2.4	0.1	<1	10	12.6	<0.1
1473650	Rock Pulp	0.050	8.9	30	0.83	514	0.278	5.42	2.132	0.88	28.7	37.1	19	0.9	13.1	3.4	0.3	1	11	11.9	<0.1
1473651	Rock Pulp	0.064	3.5	669	1.08	67	0.124	5.00	0.207	2.90	3.1	12.4	7	1.8	5.5	4.3	0.2	<1	8	8.1	1.3
1473652	Rock	0.016	6.4	8	0.11	709	0.094	6.62	3.603	0.77	2.1	5.7	15	0.5	9.0	1.4	<0.1	<1	6	11.8	<0.1
1473653	Rock	0.019	3.4	4	0.06	829	0.057	7.04	4.629	0.44	1.7	3.3	8	0.3	5.2	0.9	<0.1	<1	3	11.1	<0.1
1473654	Rock	0.022	7.1	10	0.12	1037	0.100	6.78	4.157	0.59	2.4	5.7	16	0.6	7.3	1.4	<0.1	1	6	9.3	<0.1
1473655	Rock	0.021	10.8	11	0.11	866	0.096	6.36	3.602	0.72	2.3	7.2	25	0.6	10.2	1.7	0.1	<1	8	13.4	<0.1
1473656	Rock	0.027	9.9	11	0.09	1812	0.104	7.02	4.006	0.63	1.9	8.7	22	0.6	10.1	1.9	0.1	<1	7	12.8	<0.1
1473657	Rock	0.044	6.8	23	0.53	588	0.179	6.37	3.018	0.68	1.1	5.4	16	0.5	10.7	1.1	<0.1	<1	16	12.3	<0.1
1473658	Rock	0.026	2.4	10	0.19	483	0.109	6.94	3.939	0.67	0.7	2.8	5	0.3	4.5	0.8	<0.1	<1	8	13.6	<0.1
1473659	Rock	0.031	6.6	72	1.41	754	0.147	6.18	2.159	0.94	0.9	5.4	13	0.4	8.7	1.2	<0.1	<1	11	27.0	<0.1
1473660	Rock	0.025	4.1	10	0.90	411	0.128	5.72	2.879	0.69	0.2	2.1	9	0.3	6.1	1.0	<0.1	<1	10	13.3	<0.1

This report supersedes all previous preliminary and final reports with this file number dated prior to the date on this certificate. Signature indicates final approval; preliminary reports are unsigned and should be used for reference only.

BUREAU VERITAS
MINERAL LABORATORIES
Canada

www.bureauveritas.com/um

Bureau Veritas Commodities Canada Ltd.

9050 Shaughnessy St Vancouver British Columbia V6P 6E5 Canada
PHONE (604) 253-3158

Client: **Goldstrike Resources Ltd.**
1010 - 1130 West Pender St.
Vancouver British Columbia V6E 4A4 Canada

Project: LUC
Report Date: October 09, 2018

CERTIFICATE OF ANALYSIS WHI18000666.1

	Method	MA200	MA200	MA200	MA200	MA200	MA200	MA200	AQ200	FA550
	Analyte	Rb	Hf	In	Re	Se	Te	Tl	Hg	Au
	Unit	ppm	ppm	ppm	ppm	ppm	ppm	ppm	ppm	gm/t
	MDL	0.1	0.1	0.05	0.005	1	0.5	0.5	0.01	0.9
1473631	Rock	45.7	0.2	0.06	<0.005	3	<0.5	<0.5	0.06	
1473632	Rock	56.3	0.3	0.06	<0.005	3	<0.5	<0.5	0.02	
1473633	Rock	43.2	0.3	0.06	<0.005	2	<0.5	<0.5	0.04	
1473634	Rock	29.2	0.3	0.06	<0.005	3	<0.5	<0.5	0.04	
1473635	Rock	11.3	0.2	<0.05	<0.005	4	<0.5	<0.5	0.03	
1473636	Rock	18.2	0.4	<0.05	<0.005	<1	<0.5	<0.5	0.02	
1473637	Rock	17.9	0.3	<0.05	<0.005	1	0.7	<0.5	0.03	
1473638	Rock	11.9	0.2	<0.05	0.006	1	0.8	<0.5	0.07	
1473639	Rock	14.0	0.2	<0.05	<0.005	2	<0.5	<0.5	0.04	
1473640	Rock	20.6	0.3	<0.05	0.006	2	<0.5	<0.5	0.02	
1473641	Rock	29.7	0.3	<0.05	<0.005	<1	<0.5	<0.5	0.01	
1473642	Rock	25.7	0.3	0.10	0.006	<1	<0.5	<0.5	0.02	
1473643	Rock	25.9	0.2	0.09	<0.005	<1	0.6	<0.5	0.03	
1473644	Rock	26.9	0.2	0.07	0.006	<1	<0.5	<0.5	0.05	
1473645	Rock	31.9	0.3	<0.05	<0.005	3	<0.5	<0.5	0.04	
1473646	Rock	31.4	0.2	<0.05	<0.005	<1	<0.5	<0.5	0.04	
1473647	Rock	26.9	0.2	<0.05	<0.005	1	<0.5	<0.5	0.03	
1473648	Rock	22.8	0.3	<0.05	<0.005	2	<0.5	<0.5	0.02	
1473649	Rock	25.2	0.3	<0.05	<0.005	2	<0.5	<0.5	0.03	
1473650	Rock Pulp	22.3	1.1	<0.05	<0.005	1	0.6	<0.5	0.02	
1473651	Rock Pulp	58.6	0.4	0.16	0.010	11	<0.5	<0.5	1.41	
1473652	Rock	19.4	0.2	<0.05	<0.005	<1	<0.5	<0.5	0.03	
1473653	Rock	9.3	0.2	<0.05	<0.005	1	<0.5	<0.5	0.05	
1473654	Rock	14.4	0.3	<0.05	<0.005	<1	0.9	<0.5	0.25	
1473655	Rock	18.7	0.3	<0.05	<0.005	<1	1.0	<0.5	0.29	
1473656	Rock	16.7	0.3	<0.05	<0.005	1	<0.5	<0.5	0.06	
1473657	Rock	23.9	0.2	<0.05	<0.005	2	0.8	<0.5	0.03	
1473658	Rock	17.7	<0.1	<0.05	<0.005	<1	<0.5	<0.5	<0.01	
1473659	Rock	35.3	0.3	<0.05	<0.005	<1	0.7	<0.5	0.03	
1473660	Rock	19.1	0.2	<0.05	<0.005	<1	0.5	<0.5	0.02	

This report supersedes all previous preliminary and final reports with this file number dated prior to the date on this certificate. Signature indicates final approval; preliminary reports are unsigned and should be used for reference only.

BUREAU VERITAS
MINERAL LABORATORIES
Canada

www.bureauveritas.com/um

Bureau Veritas Commodities Canada Ltd.

9050 Shaughnessy St Vancouver British Columbia V6P 6E5 Canada
PHONE (604) 253-3158

Client: **Goldstrike Resources Ltd.**
1010 - 1130 West Pender St.
Vancouver British Columbia V6E 4A4 Canada

Project: LUC
Report Date: October 09, 2018

CERTIFICATE OF ANALYSIS WHI18000666.1

	Method	WGHT	FA350	MA200	MA200	MA200	MA200	MA200	MA200	MA200	MA200	MA200	MA200	MA200	MA200	MA200	MA200	MA200	MA200	MA200	MA200
	Analyte	Wgt	Au	Mo	Cu	Pb	Zn	Ag	Ni	Co	Mn	Fe	As	U	Th	Sr	Cd	Sb	Bi	V	Ca
	Unit	kg	ppb	ppm	ppm	ppm	ppm	ppm	ppm	ppm	ppm	%	ppm	ppm	ppm	ppm	ppm	ppm	ppm	ppm	%
	MDL	0.01	2	0.1	0.1	0.1	1	0.1	0.1	0.2	1	0.01	1	0.1	0.1	1	0.1	0.1	0.1	1	0.01
1473661	Rock	3.69	2	0.5	23.3	5.0	27	<0.1	5.5	7.9	508	2.06	5	0.2	0.6	267	<0.1	1.0	<0.1	53	2.83
1473662	Rock	4.32	5	0.7	23.1	6.7	46	<0.1	14.1	11.9	959	3.24	8	0.5	1.9	317	0.2	1.5	<0.1	92	3.85
1473663	Rock	3.46	5	1.4	24.1	5.8	36	<0.1	9.8	9.5	695	2.71	6	0.3	2.3	256	0.1	2.2	<0.1	72	1.82
1473664	Rock	4.56	3	0.5	39.7	5.4	48	<0.1	11.7	14.3	742	3.83	6	0.4	1.4	237	<0.1	0.9	<0.1	128	3.56
1473665	Rock	3.20	10	0.5	17.0	5.4	36	0.1	7.8	8.3	549	2.85	5	0.4	1.8	242	<0.1	0.9	<0.1	70	2.12
1473666	Rock	3.95	16	1.3	55.2	9.9	80	0.2	17.7	19.1	1336	5.41	8	0.5	1.4	225	0.2	8.1	<0.1	142	5.09
1473667	Rock	3.44	3	1.3	40.7	8.8	70	<0.1	18.6	18.2	1196	4.81	8	0.4	1.3	127	<0.1	5.6	<0.1	177	4.63
1473668	Rock	4.35	3	1.0	31.0	6.4	73	<0.1	41.9	21.3	1652	4.99	6	0.5	1.4	148	<0.1	2.0	<0.1	141	9.09
1473669	Rock	3.86	3	0.9	37.7	7.1	79	<0.1	18.2	20.8	1502	5.34	6	0.5	1.2	125	0.2	4.3	<0.1	167	6.40
1473670	Rock	4.22	<2	1.1	23.1	9.9	87	<0.1	16.4	19.5	1457	5.03	10	0.5	1.9	148	0.1	12.1	<0.1	159	6.78
1473671	Rock	3.72	<2	1.0	61.8	13.1	107	<0.1	16.9	22.0	1613	5.55	12	0.7	1.8	146	<0.1	8.4	<0.1	175	7.87
1473672	Rock	4.22	4	0.7	48.2	7.4	63	<0.1	14.8	21.1	1055	5.21	9	0.5	1.7	102	<0.1	3.8	<0.1	193	4.62
1473673	Rock	2.83	2	1.6	55.6	6.7	75	<0.1	13.9	26.5	1362	5.38	5	0.7	1.3	156	<0.1	4.5	<0.1	184	8.14
1473674	Rock	2.84	7	8.6	25.5	10.6	77	0.1	15.4	18.9	1207	4.85	11	0.6	3.2	559	0.4	16.3	<0.1	150	6.65
1473675	Rock Pulp	0.05	9	7.4	45.4	5.7	60	<0.1	38.0	12.8	866	4.26	6	0.6	1.6	338	<0.1	0.9	<0.1	123	2.85
1473676	Rock Pulp	0.05	>10000	12.0	68.1	21.2	76	1.1	22.0	3.8	529	3.54	1194	3.2	2.7	43	0.5	158.5	0.7	115	15.15
1473677	Rock	3.73	8	2.0	33.4	9.8	99	<0.1	50.3	22.7	1091	5.48	18	0.7	6.4	437	0.2	20.5	<0.1	163	5.61
1473678	Rock	3.18	4	2.6	39.3	11.2	75	<0.1	55.3	24.3	815	4.57	17	1.0	4.6	179	0.1	4.6	<0.1	146	3.89
1473679	Rock	3.15	4	1.7	21.8	9.8	53	<0.1	49.1	21.0	995	3.94	7	0.8	2.9	284	<0.1	5.2	<0.1	90	6.57

This report supersedes all previous preliminary and final reports with this file number dated prior to the date on this certificate. Signature indicates final approval; preliminary reports are unsigned and should be used for reference only.

BUREAU VERITAS
MINERAL LABORATORIES
Canada

www.bureauveritas.com/um

Bureau Veritas Commodities Canada Ltd.

9050 Shaughnessy St Vancouver British Columbia V6P 6E5 Canada
PHONE (604) 253-3158

Client: **Goldstrike Resources Ltd.**
1010 - 1130 West Pender St.
Vancouver British Columbia V6E 4A4 Canada

Project: LUC
Report Date: October 09, 2018

CERTIFICATE OF ANALYSIS WHI18000666.1

	Method	MA200	MA200	MA200	MA200	MA200	MA200	MA200	MA200	MA200	MA200	MA200	MA200	MA200	MA200	MA200	MA200	MA200	MA200	MA200	MA200
	Analyte	P	La	Cr	Mg	Ba	Ti	Al	Na	K	W	Zr	Ce	Sn	Y	Nb	Ta	Be	Sc	Li	S
	Unit	%	ppm	ppm	%	ppm	%	%	%	%	ppm	ppm	ppm	ppm	ppm	ppm	ppm	ppm	ppm	ppm	%
	MDL	0.001	0.1	1	0.01	1	0.001	0.01	0.001	0.01	0.1	0.1	1	0.1	0.1	0.1	0.1	1	1	0.1	0.1
1473661	Rock	0.014	3.1	7	0.54	904	0.081	7.01	4.079	0.72	0.5	2.4	7	0.2	5.9	0.7	<0.1	<1	6	18.5	<0.1
1473662	Rock	0.037	8.3	25	0.76	733	0.188	6.58	2.757	0.78	0.9	10.8	19	0.5	10.7	3.2	0.2	<1	12	15.0	<0.1
1473663	Rock	0.032	8.6	15	0.35	1459	0.142	6.80	3.287	0.83	1.1	8.1	18	0.6	7.2	1.9	0.2	<1	9	16.8	<0.1
1473664	Rock	0.035	5.2	24	0.41	578	0.190	6.71	2.588	1.01	0.8	6.4	12	0.5	8.9	1.4	0.1	<1	15	18.2	<0.1
1473665	Rock	0.032	7.1	11	0.21	793	0.116	6.26	3.324	0.72	1.1	6.1	16	0.5	9.5	1.4	0.1	<1	8	13.9	<0.1
1473666	Rock	0.039	7.1	41	0.57	1071	0.173	6.32	2.644	0.92	1.0	5.9	16	0.5	10.6	1.3	<0.1	<1	16	18.9	<0.1
1473667	Rock	0.038	6.3	31	0.58	822	0.211	6.29	0.966	0.99	0.7	4.6	13	0.5	10.7	1.3	<0.1	2	18	24.8	<0.1
1473668	Rock	0.050	7.9	130	1.48	680	0.141	5.10	0.985	0.85	0.6	4.1	16	0.3	11.4	1.3	0.1	<1	14	18.3	<0.1
1473669	Rock	0.036	7.0	31	0.75	603	0.185	5.93	1.624	0.82	0.8	4.8	15	0.3	12.9	1.2	<0.1	1	18	20.4	<0.1
1473670	Rock	0.033	8.1	23	0.75	726	0.178	5.79	0.721	0.83	0.6	7.4	18	0.4	11.7	1.4	<0.1	<1	15	26.1	<0.1
1473671	Rock	0.047	7.9	44	0.86	446	0.212	5.79	0.265	0.92	0.7	4.4	18	0.5	12.8	1.4	0.1	<1	21	31.4	<0.1
1473672	Rock	0.030	5.3	27	0.73	893	0.186	6.45	0.653	1.19	0.5	6.3	12	0.4	9.8	0.8	<0.1	<1	20	22.9	<0.1
1473673	Rock	0.021	5.4	16	1.42	726	0.131	5.32	0.119	1.09	0.8	5.3	11	0.3	10.1	0.6	<0.1	1	15	23.4	<0.1
1473674	Rock	0.044	12.6	36	1.88	825	0.159	5.79	0.108	1.62	3.3	7.3	26	0.4	8.9	1.5	<0.1	2	17	25.5	<0.1
1473675	Rock Pulp	0.062	8.0	49	1.28	503	0.356	6.46	2.345	0.86	0.7	25.4	19	1.3	13.8	3.6	0.3	1	14	14.7	<0.1
1473676	Rock Pulp	0.063	13.5	36	0.70	31	0.110	2.02	0.018	0.41	>200	26.3	28	2.0	15.7	2.9	0.2	<1	4	41.9	1.8
1473677	Rock	0.068	24.8	113	2.11	1494	0.305	5.69	0.278	1.50	4.9	7.1	51	0.8	15.1	4.6	0.3	2	21	21.3	<0.1
1473678	Rock	0.067	16.2	102	1.65	563	0.423	6.49	1.344	1.28	0.9	6.9	35	0.6	15.3	4.1	0.3	1	18	13.8	0.2
1473679	Rock	0.039	11.5	96	2.67	1551	0.205	5.47	1.987	0.99	0.5	5.4	23	0.4	12.5	2.7	0.2	<1	12	11.6	0.3

This report supersedes all previous preliminary and final reports with this file number dated prior to the date on this certificate. Signature indicates final approval; preliminary reports are unsigned and should be used for reference only.

BUREAU VERITAS
MINERAL LABORATORIES
Canada

www.bureauveritas.com/um

Bureau Veritas Commodities Canada Ltd.

9050 Shaughnessy St Vancouver British Columbia V6P 6E5 Canada
PHONE (604) 253-3158

Client: **Goldstrike Resources Ltd.**
1010 - 1130 West Pender St.
Vancouver British Columbia V6E 4A4 Canada

Project: LUC
Report Date: October 09, 2018

CERTIFICATE OF ANALYSIS WHI18000666.1

	Method	MA200	MA200	MA200	MA200	MA200	MA200	MA200	AQ200	FA550
	Analyte	Rb	Hf	In	Re	Se	Te	Tl	Hg	Au
	Unit	ppm	ppm	ppm	ppm	ppm	ppm	ppm	ppm	gm/t
	MDL	0.1	0.1	0.05	0.005	1	0.5	0.5	0.01	0.9
1473661	Rock	18.8	0.1	<0.05	<0.005	<1	<0.5	<0.5	0.02	
1473662	Rock	24.9	0.4	<0.05	<0.005	2	<0.5	<0.5	0.02	
1473663	Rock	26.2	0.4	<0.05	<0.005	<1	<0.5	<0.5	0.02	
1473664	Rock	32.9	0.2	<0.05	<0.005	2	<0.5	<0.5	0.02	
1473665	Rock	20.3	0.2	<0.05	0.008	<1	<0.5	<0.5	0.02	
1473666	Rock	36.6	0.3	<0.05	<0.005	<1	<0.5	<0.5	0.06	
1473667	Rock	38.7	0.3	0.07	0.007	2	<0.5	<0.5	0.03	
1473668	Rock	29.2	0.2	<0.05	<0.005	<1	1.2	<0.5	0.02	
1473669	Rock	29.8	0.2	<0.05	<0.005	1	<0.5	<0.5	0.03	
1473670	Rock	32.8	0.2	<0.05	<0.005	2	<0.5	<0.5	0.09	
1473671	Rock	32.9	0.2	0.08	<0.005	<1	<0.5	<0.5	0.09	
1473672	Rock	38.3	0.2	<0.05	<0.005	<1	<0.5	<0.5	0.12	
1473673	Rock	35.5	0.2	<0.05	<0.005	<1	<0.5	<0.5	0.15	
1473674	Rock	56.4	0.3	<0.05	<0.005	1	0.7	<0.5	1.46	
1473675	Rock Pulp	17.7	1.0	0.10	<0.005	1	<0.5	<0.5	0.03	
1473676	Rock Pulp	23.5	0.8	0.10	0.009	2	1.1	3.8	6.36	I.S.
1473677	Rock	63.2	0.3	<0.05	<0.005	<1	0.6	<0.5	0.87	
1473678	Rock	46.5	0.2	<0.05	0.005	<1	<0.5	<0.5	1.03	
1473679	Rock	42.3	0.1	<0.05	<0.005	<1	<0.5	<0.5	0.47	

This report supersedes all previous preliminary and final reports with this file number dated prior to the date on this certificate. Signature indicates final approval; preliminary reports are unsigned and should be used for reference only.

BUREAU VERITAS
MINERAL LABORATORIES
Canada

www.bureauveritas.com/um

Bureau Veritas Commodities Canada Ltd.
9050 Shaughnessy St Vancouver British Columbia V6P 6E5 Canada
PHONE (604) 253-3158

Client: **Goldstrike Resources Ltd.**
1010 - 1130 West Pender St.
Vancouver British Columbia V6E 4A4 Canada

Project: LUC
Report Date: October 09, 2018

QUALITY CONTROL REPORT WHI18000666.1

	Method	WGHT	FA350	MA200	MA200	MA200	MA200	MA200	MA200	MA200	MA200	MA200	MA200	MA200	MA200	MA200	MA200	MA200	MA200	MA200	MA200
	Analyte	Wgt	Au	Mo	Cu	Pb	Zn	Ag	Ni	Co	Mn	Fe	As	U	Th	Sr	Cd	Sb	Bi	V	Ca
	Unit	kg	ppb	ppm	ppm	ppm	ppm	ppm	ppm	ppm	ppm	%	ppm	ppm	ppm	ppm	ppm	ppm	ppm	ppm	%
	MDL	0.01	2	0.1	0.1	0.1	1	0.1	0.1	0.2	1	0.01	1	0.1	0.1	1	0.1	0.1	0.1	1	0.01
Pulp Duplicates																					
1473602	Rock	3.55	49	14.5	11.6	5.3	40	0.2	6.2	7.4	597	2.89	6	0.5	2.2	69	0.3	3.8	0.2	68	2.14
REP 1473602	QC		50																		
1473608	Rock	3.05	47	7.0	12.7	7.5	47	0.2	16.5	12.3	925	3.48	10	0.5	2.7	113	0.5	5.7	<0.1	80	2.32
REP 1473608	QC																				
1473611	Rock	2.49	<2	0.9	9.5	7.2	36	<0.1	4.4	8.1	682	3.17	5	0.2	0.8	394	<0.1	2.2	<0.1	80	1.89
REP 1473611	QC			1.0	7.9	7.1	35	<0.1	4.2	8.7	692	3.22	3	0.2	0.7	390	<0.1	2.1	<0.1	80	1.90
1473628	Rock	3.14	5	1.5	31.9	21.5	95	0.1	11.2	19.8	1163	5.42	5	0.6	1.7	209	0.1	2.6	0.3	181	4.37
REP 1473628	QC		5																		
1473634	Rock	2.94	6	0.3	15.3	14.4	43	<0.1	5.0	5.9	535	2.28	3	0.2	1.9	189	<0.1	1.4	<0.1	40	2.16
REP 1473634	QC		5																		
1473643	Rock	3.69	<2	2.2	30.7	5.8	47	<0.1	7.1	10.5	1354	3.73	3	0.6	2.6	151	0.2	5.4	<0.1	43	5.89
REP 1473643	QC																				
1473645	Rock	3.48	2	0.6	8.2	4.6	24	<0.1	3.8	5.2	441	2.52	2	0.3	2.0	143	0.1	5.6	<0.1	37	2.25
REP 1473645	QC			0.5	7.5	4.8	25	<0.1	4.0	4.4	416	2.44	4	0.3	1.9	134	<0.1	5.7	<0.1	37	2.22
1473674	Rock	2.84	7	8.6	25.5	10.6	77	0.1	15.4	18.9	1207	4.85	11	0.6	3.2	559	0.4	16.3	<0.1	150	6.65
REP 1473674	QC																				
1473675	Rock Pulp	0.05	9	7.4	45.4	5.7	60	<0.1	38.0	12.8	866	4.26	6	0.6	1.6	338	<0.1	0.9	<0.1	123	2.85
REP 1473675	QC			6.7	44.9	5.3	54	<0.1	38.0	13.0	867	4.28	6	0.6	1.6	325	<0.1	0.8	<0.1	124	2.85
Core Reject Duplicates																					
1473613	Rock	2.58	<2	1.1	40.6	9.4	69	<0.1	6.2	14.0	745	4.28	5	0.5	2.0	136	<0.1	2.1	<0.1	100	2.28
DUP 1473613	QC		<2	1.0	41.0	9.8	73	<0.1	5.9	13.9	740	4.51	6	0.4	1.6	137	<0.1	2.1	<0.1	106	2.32
1473647	Rock	3.19	5	0.4	7.5	5.2	23	<0.1	4.2	5.1	368	2.08	3	0.3	1.9	241	<0.1	3.3	<0.1	34	2.03
DUP 1473647	QC		5	0.4	7.2	4.8	30	<0.1	4.6	4.3	326	1.90	4	0.3	1.8	245	<0.1	2.9	<0.1	31	1.91
Reference Materials																					
STD AGPROOF	Standard																				
STD DS11	Standard																				
STD DS11	Standard																				
STD DS11	Standard																				

This report supersedes all previous preliminary and final reports with this file number dated prior to the date on this certificate. Signature indicates final approval; preliminary reports are unsigned and should be used for reference only.

BUREAU VERITAS
MINERAL LABORATORIES
Canada

www.bureauveritas.com/um

Bureau Veritas Commodities Canada Ltd.
9050 Shaughnessy St Vancouver British Columbia V6P 6E5 Canada
PHONE (604) 253-3158

Client: **Goldstrike Resources Ltd.**
1010 - 1130 West Pender St.
Vancouver British Columbia V6E 4A4 Canada

Project: LUC
Report Date: October 09, 2018

QUALITY CONTROL REPORT WHI18000666.1

	Method	MA200	MA200	MA200	MA200	MA200	MA200	MA200	MA200	MA200	MA200	MA200	MA200	MA200	MA200	MA200	MA200	MA200	MA200	MA200	MA200
	Analyte	P	La	Cr	Mg	Ba	Ti	Al	Na	K	W	Zr	Ce	Sn	Y	Nb	Ta	Be	Sc	Li	S
	Unit	%	ppm	ppm	%	ppm	%	%	%	%	ppm	ppm	ppm	ppm	ppm	ppm	ppm	ppm	ppm	ppm	%
	MDL	0.001	0.1	1	0.01	1	0.001	0.01	0.001	0.01	0.1	0.1	1	0.1	0.1	0.1	0.1	1	1	0.1	0.1
Pulp Duplicates																					
1473602	Rock	0.024	9.4	12	0.11	430	0.093	5.76	0.910	0.82	10.2	11.0	23	0.8	6.5	1.2	<0.1	1	12	36.2	<0.1
REP 1473602	QC																				
1473608	Rock	0.029	13.0	31	0.55	800	0.129	6.19	0.635	0.86	6.2	8.9	28	0.6	10.7	1.7	0.1	<1	13	35.9	<0.1
REP 1473608	QC																				
1473611	Rock	0.032	5.3	5	0.15	1475	0.206	7.50	3.484	1.15	0.9	4.8	12	0.6	9.7	2.1	0.2	<1	9	8.5	<0.1
REP 1473611	QC	0.036	5.4	5	0.15	1462	0.207	7.43	3.497	1.15	0.8	4.5	12	0.5	9.4	2.3	0.2	1	9	8.8	<0.1
1473628	Rock	0.047	8.0	20	0.30	799	0.312	6.34	2.470	1.46	4.7	6.9	18	0.7	15.6	2.8	0.2	<1	16	14.0	<0.1
REP 1473628	QC																				
1473634	Rock	0.020	8.9	5	0.12	560	0.118	6.28	2.644	0.92	0.4	7.0	21	0.9	14.9	2.3	0.2	<1	7	10.0	<0.1
REP 1473634	QC																				
1473643	Rock	0.020	13.3	6	0.17	690	0.120	5.60	2.076	0.83	0.8	4.3	30	0.7	20.3	2.1	0.1	2	8	18.1	<0.1
REP 1473643	QC																				
1473645	Rock	0.019	9.0	5	0.12	1072	0.116	6.47	3.092	1.01	1.3	5.7	21	0.8	10.6	1.8	0.1	<1	8	15.4	<0.1
REP 1473645	QC	0.020	8.4	5	0.12	1021	0.111	6.36	3.088	1.01	1.2	5.0	19	0.7	10.2	1.9	0.1	<1	8	14.5	<0.1
1473674	Rock	0.044	12.6	36	1.88	825	0.159	5.79	0.108	1.62	3.3	7.3	26	0.4	8.9	1.5	<0.1	2	17	25.5	<0.1
REP 1473674	QC																				
1473675	Rock Pulp	0.062	8.0	49	1.28	503	0.356	6.46	2.345	0.86	0.7	25.4	19	1.3	13.8	3.6	0.3	1	14	14.7	<0.1
REP 1473675	QC	0.057	8.3	52	1.32	498	0.357	6.62	2.387	0.85	0.8	24.0	18	1.5	14.1	3.6	0.2	<1	14	13.8	<0.1
Core Reject Duplicates																					
1473613	Rock	0.054	12.8	4	0.24	453	0.267	6.45	0.897	1.44	2.9	9.3	29	0.6	16.9	2.9	0.1	2	14	13.8	<0.1
DUP 1473613	QC	0.049	11.2	5	0.26	439	0.280	6.66	0.971	1.45	2.9	9.2	26	0.6	17.3	2.9	0.2	1	15	15.2	<0.1
1473647	Rock	0.021	6.4	5	0.13	611	0.120	7.35	3.164	1.02	0.9	5.7	14	0.5	13.1	1.8	0.2	<1	8	18.1	<0.1
DUP 1473647	QC	0.018	6.2	5	0.11	578	0.110	7.25	3.212	0.95	0.8	5.3	14	0.7	11.7	1.7	0.1	1	7	19.3	<0.1
Reference Materials																					
STD AGPROOF	Standard																				
STD DS11	Standard																				
STD DS11	Standard																				
STD DS11	Standard																				

This report supersedes all previous preliminary and final reports with this file number dated prior to the date on this certificate. Signature indicates final approval; preliminary reports are unsigned and should be used for reference only.

BUREAU VERITAS
MINERAL LABORATORIES
Canada

www.bureauveritas.com/um

Bureau Veritas Commodities Canada Ltd.
9050 Shaughnessy St Vancouver British Columbia V6P 6E5 Canada
PHONE (604) 253-3158

Client: **Goldstrike Resources Ltd.**
1010 - 1130 West Pender St.
Vancouver British Columbia V6E 4A4 Canada

Project: LUC
Report Date: October 09, 2018

QUALITY CONTROL REPORT WHI18000666.1

	Method	MA200	MA200	MA200	MA200	MA200	MA200	MA200	AQ200	FA550
	Analyte	Rb	Hf	In	Re	Se	Te	Tl	Hg	Au
	Unit	ppm	ppm	ppm	ppm	ppm	ppm	ppm	ppm	gm/t
	MDL	0.1	0.1	0.05	0.005	1	0.5	0.5	0.01	0.9
Pulp Duplicates										
1473602	Rock	15.2	0.5	<0.05	<0.005	<1	0.5	<0.5	0.93	
REP 1473602	QC									
1473608	Rock	19.1	0.4	0.07	<0.005	<1	<0.5	<0.5	0.41	
REP 1473608	QC								0.45	
1473611	Rock	30.3	0.2	<0.05	<0.005	<1	<0.5	<0.5	0.03	
REP 1473611	QC	30.2	0.2	<0.05	<0.005	<1	<0.5	<0.5		
1473628	Rock	35.3	0.3	<0.05	<0.005	<1	<0.5	<0.5	0.04	
REP 1473628	QC									
1473634	Rock	29.2	0.3	0.06	<0.005	3	<0.5	<0.5	0.04	
REP 1473634	QC									
1473643	Rock	25.9	0.2	0.09	<0.005	<1	0.6	<0.5	0.03	
REP 1473643	QC								0.04	
1473645	Rock	31.9	0.3	<0.05	<0.005	3	<0.5	<0.5	0.04	
REP 1473645	QC	29.6	0.2	<0.05	<0.005	<1	<0.5	<0.5		
1473674	Rock	56.4	0.3	<0.05	<0.005	1	0.7	<0.5	1.46	
REP 1473674	QC								1.42	
1473675	Rock Pulp	17.7	1.0	0.10	<0.005	1	<0.5	<0.5	0.03	
REP 1473675	QC	17.4	0.7	<0.05	<0.005	<1	<0.5	<0.5		
Core Reject Duplicates										
1473613	Rock	46.6	0.4	<0.05	<0.005	<1	<0.5	<0.5	0.02	
DUP 1473613	QC	45.8	0.4	0.09	<0.005	<1	<0.5	<0.5	0.03	
1473647	Rock	26.9	0.2	<0.05	<0.005	1	<0.5	<0.5	0.03	
DUP 1473647	QC	26.3	0.3	<0.05	0.006	2	<0.5	<0.5	0.04	
Reference Materials										
STD AGPROOF	Standard									<0.9
STD DS11	Standard								0.26	
STD DS11	Standard								0.25	
STD DS11	Standard								0.26	

This report supersedes all previous preliminary and final reports with this file number dated prior to the date on this certificate. Signature indicates final approval; preliminary reports are unsigned and should be used for reference only.

BUREAU VERITAS
MINERAL LABORATORIES
Canada

www.bureauveritas.com/um

Bureau Veritas Commodities Canada Ltd.
9050 Shaughnessy St Vancouver British Columbia V6P 6E5 Canada
PHONE (604) 253-3158

Client: **Goldstrike Resources Ltd.**
1010 - 1130 West Pender St.
Vancouver British Columbia V6E 4A4 Canada

Project: LUC
Report Date: October 09, 2018

QUALITY CONTROL REPORT WHI18000666.1

		WGHT	FA350	MA200	MA200	MA200	MA200	MA200	MA200	MA200	MA200	MA200	MA200	MA200	MA200	MA200	MA200	MA200	MA200	MA200	MA200
		Wgt	Au	Mo	Cu	Pb	Zn	Ag	Ni	Co	Mn	Fe	As	U	Th	Sr	Cd	Sb	Bi	V	Ca
		kg	ppb	ppm	ppm	ppm	ppm	ppm	ppm	ppm	ppm	%	ppm	ppm	ppm	ppm	ppm	ppm	ppm	ppm	%
		0.01	2	0.1	0.1	0.1	1	0.1	0.1	0.2	1	0.01	1	0.1	0.1	1	0.1	0.1	0.1	1	0.01
STD OREAS25A-4A	Standard			2.3	34.5	23.4	40	<0.1	44.2	7.5	531	6.43	9	2.6	14.1	49	<0.1	0.7	0.3	160	0.26
STD OREAS25A-4A	Standard			2.3	35.4	24.4	45	<0.1	45.5	7.6	519	6.48	11	2.6	15.1	46	0.3	0.5	0.4	155	0.28
STD OREAS45EA	Standard																				
STD OREAS45EA	Standard																				
STD OREAS45E	Standard			2.6	771.3	18.4	44	0.3	472.5	61.0	617	22.46	16	2.5	13.0	18	<0.1	0.9	0.3	325	0.06
STD OREAS45E	Standard			1.9	796.1	17.9	50	0.3	465.6	57.8	597	24.63	16	2.4	12.2	17	<0.1	0.9	0.3	323	0.07
STD OREAS45E	Standard			2.5	809.3	20.3	49	0.3	475.0	61.8	631	26.04	18	2.6	13.0	17	<0.1	1.0	0.4	335	0.05
STD OREAS45EA	Standard																				
STD OXC145	Standard		208																		
STD OXC145	Standard		204																		
STD OXC145	Standard		198																		
STD OXH139	Standard		1321																		
STD OXH139	Standard		1378																		
STD OXH139	Standard		1254																		
STD OXQ114	Standard																				
STD SP49	Standard																				
STD OREAS25A-4A Expected				2.55	33.9	25.2	44.4		45.8	8.2	470	6.6	9.94	2.94	15.8	48.5		0.67	0.35	157	0.309
STD OREAS45E Expected				2.4	780	18.2	46.7	0.311	454	57	570	24.12	16.3	2.41	12.9	15.9	0.06	1	0.28	322	0.065
STD OXH139 Expected			1312																		
STD OXC145 Expected			212																		
STD AGPROOF Expected																					
STD SP49 Expected																					
STD OXQ114 Expected																					
STD DS11 Expected																					
BLK	Blank																				
BLK	Blank																				
BLK	Blank		<2																		
BLK	Blank		<2																		
BLK	Blank		2																		

This report supersedes all previous preliminary and final reports with this file number dated prior to the date on this certificate. Signature indicates final approval; preliminary reports are unsigned and should be used for reference only.

BUREAU VERITAS
MINERAL LABORATORIES
Canada

www.bureauveritas.com/um

Bureau Veritas Commodities Canada Ltd.
9050 Shaughnessy St Vancouver British Columbia V6P 6E5 Canada
PHONE (604) 253-3158

Client: **Goldstrike Resources Ltd.**
1010 - 1130 West Pender St.
Vancouver British Columbia V6E 4A4 Canada

Project: LUC
Report Date: October 09, 2018

QUALITY CONTROL REPORT WHI18000666.1

		MA200 P % 0.001	MA200 La ppm 0.1	MA200 Cr ppm 1	MA200 Mg % 0.01	MA200 Ba ppm 1	MA200 Ti % 0.001	MA200 Al % 0.01	MA200 Na % 0.001	MA200 K % 0.01	MA200 W ppm 0.1	MA200 Zr ppm 0.1	MA200 Ce ppm 1	MA200 Sn ppm 0.1	MA200 Y ppm 0.1	MA200 Nb ppm 0.1	MA200 Ta ppm 0.1	MA200 Be ppm 1	MA200 Sc ppm 1	MA200 Li ppm 0.1	MA200 S % 0.1
STD OREAS25A-4A	Standard	0.047	19.9	111	0.31	144	0.922	8.92	0.125	0.47	1.7	145.9	43	3.6	9.5	18.2	1.3	1	12	35.7	<0.1
STD OREAS25A-4A	Standard	0.045	19.8	107	0.33	151	0.916	8.62	0.130	0.46	2.0	144.2	46	3.9	10.4	19.0	1.4	1	12	37.7	<0.1
STD OREAS45EA	Standard																				
STD OREAS45EA	Standard																				
STD OREAS45E	Standard	0.029	10.7	967	0.15	262	0.518	6.83	0.058	0.32	0.9	90.3	24	1.0	7.7	5.7	0.5	<1	89	6.8	<0.1
STD OREAS45E	Standard	0.034	11.3	991	0.16	255	0.497	6.86	0.062	0.34	1.0	92.8	25	1.5	8.0	6.0	0.5	<1	90	8.3	<0.1
STD OREAS45E	Standard	0.033	12.6	1041	0.17	278	0.555	7.33	0.060	0.34	1.2	101.4	27	1.3	8.5	6.6	0.5	<1	98	7.6	<0.1
STD OREAS45EA	Standard																				
STD OXC145	Standard																				
STD OXC145	Standard																				
STD OXC145	Standard																				
STD OXH139	Standard																				
STD OXH139	Standard																				
STD OXH139	Standard																				
STD OXQ114	Standard																				
STD SP49	Standard																				
STD OREAS25A-4A Expected		0.048	21.8	115	0.327	147	0.977	8.87	0.134	0.482	2	155	48.9	4.06	10.5	20.9	1.5	0.93	13.7	36.7	0.047
STD OREAS45E Expected		0.034	11	979	0.156	252	0.559	6.78	0.059	0.324	1.07	97	23.5	1.32	8.28	6.8	0.54		93	6.58	0.046
STD OXH139 Expected																					
STD OXC145 Expected																					
STD AGPROOF Expected																					
STD SP49 Expected																					
STD OXQ114 Expected																					
STD DS11 Expected																					
BLK	Blank																				
BLK	Blank																				
BLK	Blank																				
BLK	Blank																				
BLK	Blank																				

This report supersedes all previous preliminary and final reports with this file number dated prior to the date on this certificate. Signature indicates final approval; preliminary reports are unsigned and should be used for reference only.

BUREAU VERITAS
MINERAL LABORATORIES
Canada

www.bureauveritas.com/um

Bureau Veritas Commodities Canada Ltd.
9050 Shaughnessy St Vancouver British Columbia V6P 6E5 Canada
PHONE (604) 253-3158

Client: **Goldstrike Resources Ltd.**
1010 - 1130 West Pender St.
Vancouver British Columbia V6E 4A4 Canada

Project: LUC
Report Date: October 09, 2018

QUALITY CONTROL REPORT WHI18000666.1

		MA200 Rb ppm 0.1	MA200 Hf ppm 0.1	MA200 In ppm 0.05	MA200 Re ppm 0.005	MA200 Se ppm 1	MA200 Te ppm 0.5	MA200 Tl ppm 0.5	AQ200 Hg ppm 0.01	FA550 Au gm/t 0.9
STD OREAS25A-4A	Standard	54.3	4.0	0.08	<0.005	1	<0.5	<0.5		
STD OREAS25A-4A	Standard	57.4	3.7	0.08	<0.005	2	<0.5	<0.5		
STD OREAS45EA	Standard								<0.01	
STD OREAS45EA	Standard								<0.01	
STD OREAS45E	Standard	20.3	2.8	0.09	<0.005	4	<0.5	<0.5		
STD OREAS45E	Standard	21.6	3.1	<0.05	<0.005	2	0.5	<0.5		
STD OREAS45E	Standard	22.8	3.1	0.09	<0.005	4	<0.5	<0.5		
STD OREAS45EA	Standard								<0.01	
STD OXC145	Standard									
STD OXC145	Standard									
STD OXC145	Standard									
STD OXH139	Standard									
STD OXH139	Standard									
STD OXH139	Standard									
STD OXQ114	Standard									34.0
STD SP49	Standard									18.4
STD OREAS25A-4A Expected		61	4.28	0.09		2.5		0.35		
STD OREAS45E Expected		21.2	3.11	0.099		2.97	0.1	0.15		
STD OXH139 Expected										
STD OXC145 Expected										
STD AGPROOF Expected										0
STD SP49 Expected										18.34
STD OXQ114 Expected										35.2
STD DS11 Expected									0.26	
BLK	Blank								<0.01	
BLK	Blank								<0.01	
BLK	Blank									
BLK	Blank									
BLK	Blank									

This report supersedes all previous preliminary and final reports with this file number dated prior to the date on this certificate. Signature indicates final approval; preliminary reports are unsigned and should be used for reference only.

BUREAU VERITAS
MINERAL LABORATORIES
Canada

www.bureauveritas.com/um

Bureau Veritas Commodities Canada Ltd.
9050 Shaughnessy St Vancouver British Columbia V6P 6E5 Canada
PHONE (604) 253-3158

Client: **Goldstrike Resources Ltd.**
1010 - 1130 West Pender St.
Vancouver British Columbia V6E 4A4 Canada

Project: LUC
Report Date: October 09, 2018

QUALITY CONTROL REPORT WHI18000666.1

		WGHT	FA350	MA200	MA200	MA200	MA200	MA200	MA200	MA200	MA200	MA200	MA200	MA200	MA200	MA200	MA200	MA200	MA200	MA200	MA200
		Wgt	Au	Mo	Cu	Pb	Zn	Ag	Ni	Co	Mn	Fe	As	U	Th	Sr	Cd	Sb	Bi	V	Ca
		kg	ppb	ppm	ppm	ppm	ppm	ppm	ppm	ppm	ppm	%	ppm	ppm	ppm	ppm	ppm	ppm	ppm	ppm	%
		0.01	2	0.1	0.1	0.1	1	0.1	0.1	0.2	1	0.01	1	0.1	0.1	1	0.1	0.1	0.1	1	0.01
BLK	Blank		<2																		
BLK	Blank			<0.1	<0.1	<0.1	<1	<0.1	<0.1	<0.2	<1	<0.01	<1	<0.1	<0.1	<1	<0.1	<0.1	<0.1	<1	<0.01
BLK	Blank			<0.1	<0.1	<0.1	<1	<0.1	0.1	<0.2	2	<0.01	<1	<0.1	<0.1	<1	<0.1	<0.1	<0.1	<1	<0.01
BLK	Blank			<0.1	<0.1	<0.1	<1	<0.1	<0.1	<0.2	<1	<0.01	<1	<0.1	<0.1	<1	<0.1	<0.1	<0.1	<1	<0.01
BLK	Blank		2																		
BLK	Blank		<2																		
BLK	Blank		<2																		
BLK	Blank																				
BLK	Blank																				
Prep Wash																					
ROCK-WHI	Prep Blank		<2	0.9	3.5	3.9	34	<0.1	1.0	3.7	709	2.10	3	1.2	2.9	222	<0.1	<0.1	<0.1	33	1.52
ROCK-WHI	Prep Blank		<2	1.6	4.1	2.9	49	<0.1	1.4	3.9	800	2.25	3	1.2	2.8	210	<0.1	<0.1	<0.1	35	1.44

This report supersedes all previous preliminary and final reports with this file number dated prior to the date on this certificate. Signature indicates final approval; preliminary reports are unsigned and should be used for reference only.

BUREAU VERITAS
MINERAL LABORATORIES
Canada

www.bureauveritas.com/um

Bureau Veritas Commodities Canada Ltd.
9050 Shaughnessy St Vancouver British Columbia V6P 6E5 Canada
PHONE (604) 253-3158

Client: **Goldstrike Resources Ltd.**
1010 - 1130 West Pender St.
Vancouver British Columbia V6E 4A4 Canada

Project: LUC
Report Date: October 09, 2018

QUALITY CONTROL REPORT WHI18000666.1

		MA200 P % 0.001	MA200 La ppm 0.1	MA200 Cr ppm 1	MA200 Mg % 0.01	MA200 Ba ppm 1	MA200 Ti % 0.001	MA200 Al % 0.01	MA200 Na % 0.001	MA200 K % 0.01	MA200 W ppm 0.1	MA200 Zr ppm 0.1	MA200 Ce ppm 1	MA200 Sn ppm 0.1	MA200 Y ppm 0.1	MA200 Nb ppm 0.1	MA200 Ta ppm 0.1	MA200 Be ppm 1	MA200 Sc ppm 1	MA200 Li ppm 0.1	MA200 S % 0.1
BLK	Blank																				
BLK	Blank	<0.001	<0.1	<1	<0.01	4	<0.001	<0.01	<0.001	<0.01	<0.1	<0.1	<1	<0.1	<0.1	<0.1	<0.1	<1	<1	<0.1	<0.1
BLK	Blank	<0.001	<0.1	<1	<0.01	3	<0.001	<0.01	<0.001	<0.01	<0.1	<0.1	<1	<0.1	<0.1	<0.1	<0.1	<1	<1	0.3	<0.1
BLK	Blank	<0.001	<0.1	<1	<0.01	<1	<0.001	<0.01	<0.001	<0.01	<0.1	<0.1	<1	<0.1	<0.1	<0.1	<0.1	<1	<1	<0.1	<0.1
BLK	Blank																				
BLK	Blank																				
BLK	Blank																				
BLK	Blank																				
BLK	Blank																				
Prep Wash																					
ROCK-WHI	Prep Blank	0.036	12.4	2	0.51	856	0.193	6.91	3.207	1.59	0.3	55.7	24	0.8	15.4	5.2	0.4	<1	6	2.2	<0.1
ROCK-WHI	Prep Blank	0.042	13.5	3	0.58	867	0.204	7.08	3.270	1.61	0.3	55.0	27	0.7	16.8	5.3	0.4	<1	7	2.0	<0.1

This report supersedes all previous preliminary and final reports with this file number dated prior to the date on this certificate. Signature indicates final approval; preliminary reports are unsigned and should be used for reference only.

BUREAU VERITAS
MINERAL LABORATORIES
Canada

www.bureauveritas.com/um

Bureau Veritas Commodities Canada Ltd.

9050 Shaughnessy St Vancouver British Columbia V6P 6E5 Canada
PHONE (604) 253-3158

Client: **Goldstrike Resources Ltd.**
1010 - 1130 West Pender St.
Vancouver British Columbia V6E 4A4 Canada

Project: LUC
Report Date: October 09, 2018

QUALITY CONTROL REPORT WHI18000666.1

		MA200 Rb ppm 0.1	MA200 Hf ppm 0.1	MA200 In ppm 0.05	MA200 Re ppm 0.005	MA200 Se ppm 1	MA200 Te ppm 0.5	MA200 Tl ppm 0.5	AQ200 Hg ppm 0.01	FA550 Au gm/t 0.9
BLK	Blank									
BLK	Blank	<0.1	<0.1	<0.05	<0.005	<1	<0.5	<0.5		
BLK	Blank	<0.1	<0.1	<0.05	<0.005	2	<0.5	<0.5		
BLK	Blank	<0.1	<0.1	<0.05	<0.005	<1	<0.5	<0.5		
BLK	Blank									
BLK	Blank									
BLK	Blank									
BLK	Blank									<0.9
BLK	Blank								<0.01	
Prep Wash										
ROCK-WHI	Prep Blank	32.6	1.8	<0.05	<0.005	<1	<0.5	<0.5	<0.01	
ROCK-WHI	Prep Blank	34.3	1.8	<0.05	<0.005	<1	<0.5	<0.5	<0.01	

This report supersedes all previous preliminary and final reports with this file number dated prior to the date on this certificate. Signature indicates final approval; preliminary reports are unsigned and should be used for reference only.

LSTR-18-04 Assay Certificates WHI18000668.1 and WHI18000669.1

BUREAU VERITAS
MINERAL LABORATORIES
Canada

www.bureauveritas.com/um

Bureau Veritas Commodities Canada Ltd.
9050 Shaughnessy St Vancouver British Columbia V6P 6E5 Canada
PHONE (604) 253-3158

Client: **Goldstrike Resources Ltd.**
1010 - 1130 West Pender St.
Vancouver British Columbia V6E 4A4 Canada

Submitted By:	Email Distribution List
Receiving Lab:	Canada-Whitehorse
Received:	August 17, 2018
Report Date:	October 10, 2018
Page:	1 of 6

CERTIFICATE OF ANALYSIS WHI18000668.1

CLIENT JOB INFORMATION

Project:	LUC
Shipment ID:	LSTR-18-04
P.O. Number	
Number of Samples:	136

SAMPLE DISPOSAL

STOR-PLP	Store After 90 days Invoice for Storage
STOR-RJT	Store After 60 days Invoice for Storage

Bureau Veritas does not accept responsibility for samples left at the laboratory after 90 days without prior written instructions for sample storage or return.

SAMPLE PREPARATION AND ANALYTICAL PROCEDURES

Procedure Code	Number of Samples	Code Description	Test Wgt (g)	Report Status	Lab
PRP70-250	126	Crush, split and pulverize 250 g rock to 200 mesh			WHI
SLBHP	10	Sort, label and box pulps			WHI
FA350-Au	136	50g Fire assay fusion Au by ICP-ES	50	Completed	VAN
EN002	136	Environmental disposal charge-Fire assay lead waste			VAN
MA200	136	4 Acid digestion ICP-MS analysis	0.25	Completed	VAN
AQ200-HG	136	Hg by AR digestion ICP-MS analysis	0.5	Completed	VAN
SHP01	136	Per sample shipping charges for branch shipments			VAN

ADDITIONAL COMMENTS

Invoice To: Luckystrike Resources Ltd.
1010 – 1130 West Pender Street
Vancouver British Columbia V6E 4A4
Canada

CC:

BRITISH COLUMBIA CERTIFIED ASSAYER
Marcus Lau
MARCUS LAU
Production Manager

This report supersedes all previous preliminary and final reports with this file number dated prior to the date on this certificate. Signature indicates final approval; preliminary reports are unsigned and should be used for reference only.
All results are considered the confidential property of the client. Bureau Veritas assumes the liabilities for actual cost of analysis only. Results apply to samples as submitted.
"*" asterisk indicates that an analytical result could not be provided due to unusually high levels of interference from other elements.

BUREAU VERITAS
MINERAL LABORATORIES
Canada

www.bureauveritas.com/um

Bureau Veritas Commodities Canada Ltd.

9050 Shaughnessy St Vancouver British Columbia V6P 6E5 Canada
PHONE (604) 253-3158

Client: **Goldstrike Resources Ltd.**
1010 - 1130 West Pender St.
Vancouver British Columbia V6E 4A4 Canada

Project: LUC
Report Date: October 10, 2018

CERTIFICATE OF ANALYSIS WHI18000668.1

	Method	WGHT	FA350	MA200	MA200	MA200	MA200	MA200	MA200	MA200	MA200	MA200	MA200	MA200	MA200	MA200	MA200	MA200	MA200	MA200	MA200
	Analyte	Wgt	Au	Mo	Cu	Pb	Zn	Ag	Ni	Co	Mn	Fe	As	U	Th	Sr	Cd	Sb	Bi	V	Ca
	Unit	kg	ppb	ppm	ppm	ppm	ppm	ppm	ppm	ppm	ppm	%	ppm	ppm	ppm	ppm	ppm	ppm	ppm	ppm	%
	MDL	0.01	2	0.1	0.1	0.1	1	0.1	0.1	0.2	1	0.01	1	0.1	0.1	1	0.1	0.1	0.1	1	0.01
1473701	Rock	3.49	3	0.7	37.8	10.0	64	<0.1	22.0	9.2	413	2.40	17	0.4	5.6	163	0.1	5.8	<0.1	60	0.76
1473702	Rock	3.36	3	0.5	32.9	14.1	89	<0.1	36.3	11.5	486	3.30	12	0.8	9.0	272	0.1	3.6	<0.1	98	1.17
1473703	Rock	2.47	4	2.1	70.9	12.7	177	<0.1	57.7	16.0	545	5.98	19	1.4	15.1	323	0.2	2.2	<0.1	172	0.33
1473704	Rock	3.94	5	0.8	61.9	22.6	114	0.2	44.3	13.3	658	3.99	19	1.2	14.1	383	0.2	6.7	<0.1	146	0.20
1473705	Rock	3.53	6	0.2	13.8	16.4	18	0.4	4.1	1.5	99	0.79	6	0.2	1.4	280	<0.1	2.5	<0.1	10	0.36
1473706	Rock	4.76	11	2.9	90.0	18.5	103	0.3	47.1	21.1	381	5.07	50	1.2	13.3	320	0.4	11.3	<0.1	166	0.18
1473707	Rock	3.57	14	2.8	86.1	44.3	75	0.3	38.6	14.1	230	4.24	44	0.9	12.6	186	0.4	10.8	<0.1	117	0.12
1473708	Rock	3.47	6	0.4	10.8	10.5	94	0.2	22.3	6.9	1799	3.10	13	0.5	4.0	150	1.2	6.3	<0.1	44	23.87
1473709	Rock	4.42	12	0.8	16.7	11.7	119	0.1	27.3	10.5	1654	3.79	13	0.6	5.1	164	1.7	8.2	<0.1	54	19.57
1473710	Rock	3.59	21	0.9	23.9	8.1	98	<0.1	40.3	13.1	474	4.09	13	0.6	12.1	194	0.1	10.4	<0.1	121	0.18
1473711	Rock	3.24	9	1.1	29.0	10.4	95	<0.1	33.3	10.8	467	3.71	8	0.6	12.5	137	0.2	3.6	<0.1	146	3.83
1473712	Rock	3.68	26	0.9	38.6	8.2	95	0.2	36.8	11.8	472	4.01	13	0.5	12.3	171	<0.1	5.3	<0.1	148	0.94
1473713	Rock	3.79	18	2.4	25.7	9.1	95	0.1	38.8	11.9	508	4.24	16	0.6	12.1	158	0.2	18.2	<0.1	135	0.13
1473714	Rock	2.79	3	0.3	15.0	9.4	51	<0.1	7.9	4.8	397	2.04	16	0.2	5.6	239	<0.1	36.6	<0.1	27	2.96
1473715	Rock	3.48	5	0.4	20.4	16.3	56	<0.1	9.9	4.9	365	2.01	19	0.2	4.4	320	<0.1	34.6	<0.1	36	2.68
1473716	Rock	3.27	19	1.0	51.4	9.7	52	<0.1	19.6	8.1	212	2.66	15	0.5	12.4	152	<0.1	5.5	<0.1	69	0.25
1473717	Rock	3.12	4	0.3	13.0	9.7	31	<0.1	6.9	3.0	222	1.19	7	0.2	2.5	186	<0.1	4.5	<0.1	24	0.93
1473718	Rock	2.96	10	0.5	28.9	11.9	46	<0.1	19.0	6.6	361	2.02	9	0.3	5.7	188	0.1	3.1	<0.1	53	0.37
1473719	Rock	3.78	22	0.6	50.2	12.9	49	0.1	21.0	9.5	311	2.53	13	0.4	6.1	221	<0.1	3.6	<0.1	50	0.19
1473720	Rock	2.90	7	0.7	26.0	10.1	66	<0.1	20.1	12.3	729	3.53	12	0.4	3.3	119	0.2	2.8	<0.1	83	3.55
1473721	Rock	4.41	6	0.8	32.5	15.7	77	<0.1	22.2	14.7	854	4.21	14	0.5	10.0	132	0.4	6.1	<0.1	107	4.86
1473722	Rock	3.93	5	1.4	43.3	15.3	114	<0.1	35.4	20.8	1106	5.62	17	0.7	5.2	167	0.3	6.7	<0.1	156	4.56
1473723	Rock	3.20	5	3.1	41.5	15.4	107	0.1	28.7	17.6	757	5.03	31	0.9	4.0	144	0.3	10.5	<0.1	142	3.06
1473724	Rock	3.78	8	2.1	61.0	23.3	91	0.3	27.9	13.9	708	3.59	29	0.6	3.8	128	0.4	15.0	<0.1	96	2.70
1473725	Rock Pulp	0.05	7	3.3	23.0	4.1	44	0.4	22.5	11.0	499	2.59	4	0.8	1.8	234	0.2	0.8	<0.1	89	1.81
1473726	Rock Pulp	0.05	240	197.0	1957.0	40.5	291	0.6	38.8	15.6	825	4.30	16	0.7	1.8	274	1.1	1.6	0.3	126	2.57
1473727	Rock	2.76	9	1.8	71.7	23.6	70	0.4	21.2	10.6	449	2.70	27	1.0	6.9	161	0.5	18.8	<0.1	65	2.39
1473728	Rock	2.77	13	1.9	51.6	22.4	67	0.3	20.5	9.2	454	2.25	19	0.9	4.3	92	0.3	11.3	<0.1	70	2.63
1473729	Rock	2.74	15	5.0	73.2	17.7	137	0.5	57.3	20.0	831	5.40	18	2.0	8.2	66	0.6	16.9	<0.1	159	3.57
1473730	Rock	3.32	7	2.9	18.0	11.0	112	0.2	26.0	11.3	1085	3.88	11	0.9	13.1	160	0.7	24.5	<0.1	63	4.91

This report supersedes all previous preliminary and final reports with this file number dated prior to the date on this certificate. Signature indicates final approval; preliminary reports are unsigned and should be used for reference only.

BUREAU VERITAS MINERAL LABORATORIES Canada

www.bureauveritas.com/um

Bureau Veritas Commodities Canada Ltd.

9050 Shaughnessy St Vancouver British Columbia V6P 6E5 Canada
PHONE (604) 253-3158

Client: **Goldstrike Resources Ltd.**
1010 - 1130 West Pender St.
Vancouver British Columbia V6E 4A4 Canada

Project: LUC
Report Date: October 10, 2018

CERTIFICATE OF ANALYSIS WHI18000668.1

	Method	MA200	MA200	MA200	MA200	MA200	MA200	MA200	MA200	MA200	MA200	MA200	MA200	MA200	MA200	MA200	MA200	MA200	MA200	MA200	MA200
	Analyte	P	La	Cr	Mg	Ba	Ti	Al	Na	K	W	Zr	Ce	Sn	Y	Nb	Ta	Be	Sc	Li	S
	Unit	%	ppm	ppm	%	ppm	%	%	%	%	ppm	ppm	ppm	ppm	ppm	ppm	ppm	ppm	ppm	ppm	%
	MDL	0.001	0.1	1	0.01	1	0.001	0.01	0.001	0.01	0.1	0.1	1	0.1	0.1	0.1	0.1	1	1	0.1	0.1
1473701	Rock	0.031	16.9	29	0.12	3764	0.142	5.52	0.034	0.96	1.0	7.1	34	0.5	7.5	3.0	0.2	1	7	29.4	<0.1
1473702	Rock	0.053	26.3	147	0.58	1587	0.265	5.72	0.043	1.15	0.9	9.8	52	0.6	10.4	4.4	0.2	2	11	22.9	<0.1
1473703	Rock	0.083	45.9	87	0.23	1397	0.271	6.24	0.082	1.71	0.4	13.7	88	0.2	18.4	4.4	0.2	1	16	14.8	<0.1
1473704	Rock	0.062	39.4	66	0.23	1674	0.237	6.49	0.353	1.83	0.8	12.9	75	0.3	14.4	4.8	0.2	1	12	25.6	<0.1
1473705	Rock	0.008	3.4	3	0.16	>10000	0.043	7.22	1.366	3.71	0.5	1.7	7	0.2	4.2	1.9	0.2	<1	2	13.3	<0.1
1473706	Rock	0.078	40.6	73	0.33	3556	0.172	7.66	0.457	3.26	1.5	10.1	78	0.3	9.9	4.7	0.2	2	14	21.9	<0.1
1473707	Rock	0.051	38.4	60	0.14	4202	0.139	7.31	0.073	4.28	2.7	10.0	74	0.2	7.7	3.4	0.1	1	10	28.9	<0.1
1473708	Rock	0.068	13.4	16	4.11	2962	0.040	1.90	0.022	1.04	1.8	4.4	21	0.1	15.1	1.1	<0.1	<1	8	6.2	<0.1
1473709	Rock	0.044	18.2	29	2.94	1369	0.063	2.85	0.027	1.32	4.0	6.6	32	0.1	13.8	1.7	<0.1	<1	11	13.0	<0.1
1473710	Rock	0.059	37.1	60	0.28	1589	0.173	5.88	0.043	1.95	1.5	13.3	71	<0.1	9.1	3.4	0.1	1	11	25.2	<0.1
1473711	Rock	0.059	37.4	66	2.27	2351	0.205	6.14	0.094	2.37	1.2	11.5	72	0.2	8.9	4.9	0.2	1	12	20.5	<0.1
1473712	Rock	0.078	37.0	61	0.71	1375	0.154	5.83	0.087	2.46	2.2	10.3	74	0.2	9.9	3.0	0.1	1	13	21.3	<0.1
1473713	Rock	0.053	36.5	50	0.25	2140	0.147	5.88	0.075	2.68	5.3	9.1	75	0.2	7.7	2.9	0.1	2	9	32.4	<0.1
1473714	Rock	0.017	13.5	4	0.06	4316	0.117	5.22	0.040	1.89	3.6	11.4	27	0.2	5.8	2.5	0.1	<1	3	52.0	<0.1
1473715	Rock	0.023	11.1	11	0.08	4989	0.128	5.65	0.087	2.68	2.9	7.5	24	0.2	6.2	2.5	0.1	<1	4	49.9	<0.1
1473716	Rock	0.029	42.6	19	0.19	1233	0.195	5.87	1.649	1.83	3.3	10.5	80	0.3	6.8	3.5	0.2	<1	8	15.6	<0.1
1473717	Rock	0.010	6.3	7	0.05	7115	0.066	6.55	0.818	3.91	1.9	3.8	13	0.1	3.3	1.8	<0.1	<1	4	18.9	<0.1
1473718	Rock	0.015	20.7	23	0.17	7052	0.155	6.58	1.950	3.35	3.3	8.7	40	0.3	7.1	3.9	0.2	<1	6	10.7	<0.1
1473719	Rock	0.023	21.3	24	0.14	7166	0.179	7.21	1.434	3.17	4.7	8.2	42	0.3	7.5	4.6	0.2	<1	6	14.3	<0.1
1473720	Rock	0.037	13.1	57	0.28	3554	0.205	6.36	1.283	2.88	6.4	7.6	26	0.3	8.8	3.4	0.2	<1	14	12.8	<0.1
1473721	Rock	0.049	28.3	72	0.27	1707	0.225	6.18	0.838	2.87	7.0	8.9	54	0.2	11.0	3.6	0.2	1	17	18.8	<0.1
1473722	Rock	0.057	19.1	109	0.47	781	0.303	6.91	0.176	3.12	6.1	10.2	37	0.2	12.1	3.3	0.2	<1	24	29.4	<0.1
1473723	Rock	0.065	17.9	40	0.17	2606	0.527	5.53	0.038	1.70	4.4	8.7	37	0.7	13.6	9.7	0.5	<1	13	25.9	<0.1
1473724	Rock	0.033	12.5	27	0.12	4175	0.237	5.47	0.033	1.27	4.3	6.0	25	0.3	10.3	4.3	0.2	<1	10	31.4	<0.1
1473725	Rock Pulp	0.053	8.9	34	0.83	506	0.301	5.39	2.055	0.88	25.2	37.3	18	0.7	12.8	3.4	0.2	<1	12	13.6	<0.1
1473726	Rock Pulp	0.067	9.3	62	1.34	608	0.389	6.44	2.198	0.88	8.3	37.2	20	1.9	14.7	4.3	0.3	<1	16	15.4	0.3
1473727	Rock	0.042	25.2	26	0.10	3896	0.120	4.34	0.035	1.29	1.8	7.0	46	0.1	10.1	2.7	0.1	<1	6	32.9	<0.1
1473728	Rock	0.056	14.7	26	0.08	3578	0.158	3.88	0.035	1.67	5.0	6.7	28	0.2	7.6	3.3	0.2	<1	8	18.4	<0.1
1473729	Rock	0.091	30.6	69	0.24	2930	0.444	4.98	0.031	2.72	11.8	9.2	60	0.4	12.5	7.9	0.4	1	14	15.3	<0.1
1473730	Rock	0.035	49.2	34	0.15	2314	0.117	4.02	0.027	1.79	6.1	9.3	93	0.2	12.2	3.0	0.1	1	9	22.8	<0.1

This report supersedes all previous preliminary and final reports with this file number dated prior to the date on this certificate. Signature indicates final approval; preliminary reports are unsigned and should be used for reference only.

BUREAU VERITAS
MINERAL LABORATORIES
Canada

www.bureauveritas.com/um

Bureau Veritas Commodities Canada Ltd.

9050 Shaughnessy St Vancouver British Columbia V6P 6E5 Canada
PHONE (604) 253-3158

Client: **Goldstrike Resources Ltd.**
1010 - 1130 West Pender St.
Vancouver British Columbia V6E 4A4 Canada

Project: LUC
Report Date: October 10, 2018

CERTIFICATE OF ANALYSIS WHI18000668.1

	Method	MA200	MA200	MA200	MA200	MA200	MA200	MA200	AQ200
	Analyte	Rb	Hf	In	Re	Se	Te	Tl	Hg
	Unit	ppm	ppm	ppm	ppm	ppm	ppm	ppm	ppm
	MDL	0.1	0.1	0.05	0.005	1	0.5	0.5	0.01
1473701	Rock	28.0	0.2	<0.05	<0.005	<1	<0.5	<0.5	0.22
1473702	Rock	40.7	0.3	<0.05	<0.005	<1	<0.5	<0.5	0.30
1473703	Rock	54.4	0.3	0.06	<0.005	<1	<0.5	<0.5	0.33
1473704	Rock	52.6	0.3	<0.05	<0.005	<1	<0.5	<0.5	0.58
1473705	Rock	58.9	<0.1	<0.05	<0.005	<1	<0.5	<0.5	0.11
1473706	Rock	79.4	0.3	<0.05	<0.005	<1	<0.5	0.6	0.90
1473707	Rock	61.4	0.2	<0.05	<0.005	<1	<0.5	<0.5	1.26
1473708	Rock	14.0	0.1	<0.05	<0.005	<1	2.5	<0.5	0.40
1473709	Rock	17.0	0.2	0.06	<0.005	<1	5.2	<0.5	0.52
1473710	Rock	54.9	0.4	<0.05	<0.005	<1	<0.5	<0.5	0.30
1473711	Rock	64.1	0.3	<0.05	<0.005	<1	0.7	<0.5	0.23
1473712	Rock	61.6	0.3	0.06	0.006	<1	<0.5	<0.5	0.55
1473713	Rock	55.6	0.3	<0.05	<0.005	<1	<0.5	<0.5	0.49
1473714	Rock	26.3	0.4	<0.05	<0.005	<1	<0.5	<0.5	0.34
1473715	Rock	36.9	0.3	<0.05	<0.005	<1	<0.5	<0.5	0.32
1473716	Rock	37.3	0.3	<0.05	<0.005	<1	<0.5	<0.5	0.26
1473717	Rock	49.2	0.1	<0.05	<0.005	<1	<0.5	<0.5	0.16
1473718	Rock	52.4	0.3	<0.05	<0.005	<1	<0.5	<0.5	0.27
1473719	Rock	48.9	0.3	<0.05	<0.005	<1	<0.5	<0.5	0.28
1473720	Rock	44.2	0.2	<0.05	<0.005	<1	<0.5	<0.5	0.26
1473721	Rock	45.0	0.3	<0.05	<0.005	<1	<0.5	<0.5	0.21
1473722	Rock	53.0	0.3	<0.05	<0.005	<1	0.7	<0.5	0.21
1473723	Rock	33.9	0.3	0.05	<0.005	<1	<0.5	<0.5	0.38
1473724	Rock	24.4	0.2	<0.05	<0.005	<1	<0.5	<0.5	0.41
1473725	Rock Pulp	22.4	1.0	<0.05	<0.005	<1	<0.5	<0.5	0.02
1473726	Rock Pulp	21.7	1.0	0.10	0.090	<1	<0.5	<0.5	0.09
1473727	Rock	24.0	0.2	<0.05	<0.005	<1	<0.5	<0.5	0.68
1473728	Rock	25.7	0.2	<0.05	<0.005	<1	<0.5	<0.5	0.85
1473729	Rock	52.1	0.2	<0.05	<0.005	<1	0.7	<0.5	0.96
1473730	Rock	37.8	0.3	<0.05	<0.005	<1	0.7	<0.5	1.39

This report supersedes all previous preliminary and final reports with this file number dated prior to the date on this certificate. Signature indicates final approval; preliminary reports are unsigned and should be used for reference only.

BUREAU VERITAS
MINERAL LABORATORIES
Canada

www.bureauveritas.com/um

Bureau Veritas Commodities Canada Ltd.

9050 Shaughnessy St Vancouver British Columbia V6P 6E5 Canada
PHONE (604) 253-3158

Client: **Goldstrike Resources Ltd.**
1010 - 1130 West Pender St.
Vancouver British Columbia V6E 4A4 Canada

Project: LUC
Report Date: October 10, 2018

CERTIFICATE OF ANALYSIS WHI18000668.1

	Method	WGHT	FA350	MA200	MA200	MA200	MA200	MA200	MA200	MA200	MA200	MA200	MA200	MA200	MA200	MA200	MA200	MA200	MA200	MA200	MA200
	Analyte	Wgt	Au	Mo	Cu	Pb	Zn	Ag	Ni	Co	Mn	Fe	As	U	Th	Sr	Cd	Sb	Bi	V	Ca
	Unit	kg	ppb	ppm	ppm	ppm	ppm	ppm	ppm	ppm	ppm	%	ppm	ppm	ppm	ppm	ppm	ppm	ppm	ppm	%
	MDL	0.01	2	0.1	0.1	0.1	1	0.1	0.1	0.2	1	0.01	1	0.1	0.1	1	0.1	0.1	0.1	1	0.01
1473731	Rock	3.05	4	5.3	10.0	13.9	311	<0.1	27.0	14.9	3286	9.00	8	2.2	3.3	96	1.9	66.5	<0.1	91	18.44
1473732	Rock	3.59	30	4.5	21.1	14.4	235	0.2	25.3	13.9	2411	6.99	21	1.7	4.5	101	1.5	82.3	<0.1	81	13.13
1473733	Rock	3.43	18	2.0	22.2	13.5	130	0.2	24.6	15.0	1367	4.65	12	1.1	7.9	124	0.7	27.9	<0.1	74	9.40
1473734	Rock	4.27	11	2.4	47.9	14.3	98	0.3	35.9	20.7	1123	4.43	16	1.2	6.0	115	0.4	31.0	<0.1	115	6.76
1473735	Rock	3.64	5	2.3	55.4	15.1	131	0.2	41.9	17.8	774	4.70	14	1.1	14.4	86	0.4	13.9	<0.1	161	2.62
1473736	Rock	3.18	8	3.0	38.9	15.2	151	0.2	37.8	18.3	1301	4.87	17	1.3	6.2	92	0.6	23.5	<0.1	100	6.49
1473737	Rock	3.14	10	2.7	33.0	12.2	114	0.2	39.8	14.1	775	4.48	6	1.0	11.7	138	0.4	6.4	<0.1	112	3.49
1473738	Rock	2.24	21	3.4	58.7	11.8	131	0.8	42.8	16.8	973	4.98	12	1.1	11.4	211	0.5	19.4	<0.1	112	3.71
1473739	Rock	2.36	20	3.1	40.3	15.8	165	0.4	38.8	13.6	1108	5.38	11	1.3	12.7	199	0.9	18.7	<0.1	138	4.12
1473740	Rock	4.37	25	10.0	43.4	13.5	117	0.5	46.3	14.8	590	4.72	7	0.8	17.3	121	0.1	3.0	<0.1	168	0.23
1473741	Rock	3.48	14	3.3	51.8	16.1	138	0.2	45.9	15.5	758	4.81	10	1.0	17.5	141	0.2	2.7	<0.1	179	0.58
1473742	Rock	2.63	9	1.9	45.1	9.5	122	0.1	38.9	12.1	586	4.35	9	1.2	14.3	133	0.1	2.2	<0.1	154	0.25
1473743	Rock	2.69	4	1.5	44.3	15.4	107	0.1	37.9	12.7	340	4.10	19	1.9	15.3	122	<0.1	3.6	0.1	154	0.28
1473744	Rock	2.80	4	2.0	51.9	18.2	110	0.1	36.2	11.4	374	3.77	24	1.8	12.3	134	0.3	6.3	<0.1	143	0.32
1473745	Rock	3.05	5	2.2	48.3	20.7	132	0.1	38.3	12.3	392	3.88	23	2.2	13.0	126	0.1	3.8	<0.1	159	0.52
1473746	Rock	2.60	4	2.2	71.7	27.6	134	0.2	42.2	13.3	384	4.28	30	2.9	14.8	136	0.3	6.8	<0.1	174	0.25
1473747	Rock	2.73	5	2.3	80.9	27.0	138	0.2	48.0	16.3	404	4.65	26	2.8	15.3	122	0.2	5.3	<0.1	196	0.17
1473748	Rock	2.80	3	2.2	70.1	28.8	100	0.1	46.5	15.8	334	4.02	44	2.9	14.7	141	0.2	6.2	<0.1	177	0.17
1473749	Rock	3.29	4	2.7	65.5	27.0	109	0.2	43.4	14.5	367	4.35	52	2.5	15.8	96	0.2	8.1	<0.1	199	0.17
1473750	Rock Pulp	0.05	4	7.3	49.7	5.3	58	<0.1	36.6	13.6	796	4.20	6	0.6	1.5	274	<0.1	0.9	<0.1	124	2.79
1473751	Rock Pulp	0.05	6520	1.3	15.7	20.1	61	0.3	11.8	1.6	886	0.53	3902	2.5	1.9	181	0.6	33.2	0.3	27	25.53
1473752	Rock	3.42	5	2.6	88.1	28.4	168	0.3	48.8	16.9	393	4.65	57	2.8	17.6	128	0.2	10.0	<0.1	190	0.17
1473753	Rock	3.68	9	2.0	50.7	23.0	158	0.1	42.3	12.2	387	4.07	28	1.9	13.3	120	0.3	3.9	<0.1	144	0.18
1473754	Rock	3.00	3	1.8	56.7	21.9	134	0.1	47.0	15.3	473	4.28	28	1.9	14.5	98	0.1	5.2	<0.1	164	0.15
1473755	Rock	2.65	3	2.0	65.6	21.0	154	0.1	54.2	18.3	553	5.30	23	2.3	16.4	76	0.3	4.4	<0.1	190	0.17
1473756	Rock	3.98	3	2.6	38.9	18.7	114	0.1	39.3	11.3	375	3.71	24	2.0	11.4	110	0.3	3.1	<0.1	137	0.43
1473757	Rock	3.21	5	8.0	43.5	28.0	117	0.2	39.5	13.7	498	4.48	13	1.1	12.9	202	<0.1	1.2	<0.1	145	1.05
1473758	Rock	3.46	4	7.4	55.3	17.1	119	0.1	41.0	13.5	517	4.18	13	1.2	12.6	129	0.2	1.1	<0.1	139	1.26
1473759	Rock	3.78	4	1.8	51.2	24.4	142	0.1	47.8	14.2	500	4.70	20	2.0	14.8	143	0.1	2.3	<0.1	170	0.38
1473760	Rock	2.61	2	2.5	49.1	27.2	123	0.1	41.2	13.7	530	4.73	42	1.7	14.3	91	0.3	3.8	<0.1	189	0.72

This report supersedes all previous preliminary and final reports with this file number dated prior to the date on this certificate. Signature indicates final approval; preliminary reports are unsigned and should be used for reference only.

BUREAU VERITAS
MINERAL LABORATORIES
Canada

www.bureauveritas.com/um

Bureau Veritas Commodities Canada Ltd.

9050 Shaughnessy St Vancouver British Columbia V6P 6E5 Canada
PHONE (604) 253-3158

Client: **Goldstrike Resources Ltd.**
1010 - 1130 West Pender St.
Vancouver British Columbia V6E 4A4 Canada

Project: LUC
Report Date: October 10, 2018

CERTIFICATE OF ANALYSIS WHI18000668.1

	Method	MA200	MA200	MA200	MA200	MA200	MA200	MA200	MA200	MA200	MA200	MA200	MA200	MA200	MA200	MA200	MA200	MA200	MA200	MA200	MA200
	Analyte	P	La	Cr	Mg	Ba	Ti	Al	Na	K	W	Zr	Ce	Sn	Y	Nb	Ta	Be	Sc	Li	S
	Unit	%	ppm	ppm	%	ppm	%	%	%	%	ppm	ppm	ppm	ppm	ppm	ppm	ppm	ppm	ppm	ppm	%
	MDL	0.001	0.1	1	0.01	1	0.001	0.01	0.001	0.01	0.1	0.1	1	0.1	0.1	0.1	0.1	1	1	0.1	0.1
1473731	Rock	0.040	15.4	9	0.25	2400	0.035	2.18	0.021	0.84	3.0	4.0	28	0.3	31.9	1.4	<0.1	<1	5	21.5	<0.1
1473732	Rock	0.041	18.2	15	0.20	1514	0.071	2.86	0.018	0.93	4.3	6.6	34	0.9	23.0	2.3	0.1	<1	6	29.9	<0.1
1473733	Rock	0.041	25.3	29	0.16	3910	0.135	4.24	0.037	2.75	6.6	8.9	49	0.3	13.8	2.6	0.1	<1	8	21.0	<0.1
1473734	Rock	0.061	19.3	38	0.22	3553	0.267	5.49	0.150	2.87	16.2	10.5	38	0.6	11.4	4.2	0.3	1	12	19.0	<0.1
1473735	Rock	0.058	33.2	77	0.29	1470	0.316	6.13	0.151	3.06	9.8	12.0	69	0.4	13.2	5.4	0.3	2	16	14.9	<0.1
1473736	Rock	0.058	21.5	38	0.28	1411	0.214	4.85	0.079	2.57	11.4	8.9	40	0.4	14.4	2.9	0.2	1	12	14.5	<0.1
1473737	Rock	0.041	32.5	56	0.18	3541	0.173	4.72	0.063	3.05	5.1	11.2	61	0.4	11.9	4.0	0.2	<1	12	12.3	<0.1
1473738	Rock	0.039	33.3	55	0.17	3494	0.170	5.08	0.050	3.11	8.4	13.9	62	0.3	12.4	4.0	0.2	<1	13	14.4	<0.1
1473739	Rock	0.050	38.1	69	0.62	3309	0.231	5.74	0.535	2.11	2.1	13.1	75	0.3	16.8	5.2	0.3	1	12	17.0	<0.1
1473740	Rock	0.066	49.6	88	0.39	1909	0.275	7.51	1.611	2.49	2.1	12.7	102	0.4	12.4	6.7	0.3	2	14	17.2	<0.1
1473741	Rock	0.074	48.9	96	0.50	2110	0.308	7.64	0.387	3.12	2.1	9.6	102	0.6	15.6	8.2	0.4	2	15	16.2	<0.1
1473742	Rock	0.073	36.7	79	0.40	1906	0.316	6.79	0.120	2.82	1.6	10.7	78	0.4	16.9	8.0	0.4	2	13	20.1	<0.1
1473743	Rock	0.088	39.5	86	0.29	1547	0.370	6.59	0.090	2.04	0.3	15.0	81	0.5	18.9	9.9	0.5	2	13	18.6	<0.1
1473744	Rock	0.092	35.5	75	0.31	1445	0.323	6.15	0.093	2.24	0.5	15.6	73	0.4	15.2	8.7	0.4	1	11	20.5	<0.1
1473745	Rock	0.072	36.1	73	0.27	1515	0.301	6.32	0.076	2.19	0.3	15.1	77	0.4	16.5	9.0	0.5	1	12	13.2	<0.1
1473746	Rock	0.098	43.6	84	0.24	1841	0.310	7.04	0.093	2.42	0.4	17.0	91	0.6	18.6	9.2	0.5	2	14	10.4	<0.1
1473747	Rock	0.098	42.3	106	0.30	1746	0.357	7.12	0.082	2.68	0.3	19.6	81	0.6	16.4	10.4	0.6	2	14	11.6	<0.1
1473748	Rock	0.084	42.2	99	0.24	1608	0.362	7.14	0.085	2.27	0.4	20.2	82	0.5	15.2	9.9	0.6	2	14	15.3	<0.1
1473749	Rock	0.096	40.5	103	0.26	1477	0.347	6.94	0.085	2.77	0.8	19.4	79	0.5	14.3	10.1	0.5	2	13	15.4	<0.1
1473750	Rock Pulp	0.060	6.7	59	1.31	452	0.365	6.33	2.273	0.86	0.8	24.3	15	1.5	12.5	3.7	0.2	<1	15	12.3	<0.1
1473751	Rock Pulp	0.017	16.7	17	5.45	57	0.061	1.00	0.018	0.27	6.6	17.9	16	0.5	9.9	2.4	0.1	<1	2	25.1	<0.1
1473752	Rock	0.084	45.4	106	0.27	1714	0.335	7.46	0.095	2.92	0.7	20.2	90	0.7	16.9	11.0	0.6	3	15	22.3	<0.1
1473753	Rock	0.084	38.0	77	0.27	1673	0.279	6.81	0.086	2.67	0.3	15.9	74	0.6	15.6	8.4	0.5	2	11	18.3	<0.1
1473754	Rock	0.087	39.6	86	0.27	1491	0.361	6.30	0.084	2.56	0.8	17.4	79	0.5	16.5	9.6	0.5	1	13	14.5	<0.1
1473755	Rock	0.083	41.8	129	0.40	1539	0.348	7.43	0.101	2.74	0.4	17.8	81	0.6	17.4	8.2	0.4	2	16	17.7	<0.1
1473756	Rock	0.061	32.7	73	0.22	1482	0.264	5.69	0.070	1.96	0.4	13.6	64	0.3	14.4	7.1	0.4	2	11	13.6	<0.1
1473757	Rock	0.061	33.8	75	0.23	1271	0.251	6.31	0.052	1.50	1.1	18.6	65	0.3	14.1	5.4	0.3	2	13	27.9	<0.1
1473758	Rock	0.067	35.9	73	0.29	1581	0.232	6.13	0.085	2.00	0.9	15.6	69	0.3	15.5	5.7	0.3	<1	13	20.7	<0.1
1473759	Rock	0.072	41.5	94	0.31	4443	0.347	7.34	0.628	2.89	0.5	17.8	79	0.4	17.2	9.8	0.6	2	14	11.0	<0.1
1473760	Rock	0.056	37.2	91	0.40	2312	0.308	7.34	0.354	2.88	0.7	14.9	73	0.5	17.4	7.5	0.4	2	15	15.5	<0.1

This report supersedes all previous preliminary and final reports with this file number dated prior to the date on this certificate. Signature indicates final approval; preliminary reports are unsigned and should be used for reference only.

BUREAU VERITAS
MINERAL LABORATORIES
Canada

www.bureauveritas.com/um

Bureau Veritas Commodities Canada Ltd.

9050 Shaughnessy St Vancouver British Columbia V6P 6E5 Canada
PHONE (604) 253-3158

Client: **Goldstrike Resources Ltd.**
1010 - 1130 West Pender St.
Vancouver British Columbia V6E 4A4 Canada

Project: LUC
Report Date: October 10, 2018

CERTIFICATE OF ANALYSIS WHI18000668.1

	Method	MA200	MA200	MA200	MA200	MA200	MA200	MA200	AQ200
	Analyte	Rb	Hf	In	Re	Se	Te	Tl	Hg
	Unit	ppm	ppm	ppm	ppm	ppm	ppm	ppm	ppm
	MDL	0.1	0.1	0.05	0.005	1	0.5	0.5	0.01
1473731	Rock	19.5	<0.1	0.15	<0.005	<1	0.5	<0.5	1.51
1473732	Rock	24.6	0.2	0.09	<0.005	<1	1.2	<0.5	2.25
1473733	Rock	45.6	0.3	<0.05	<0.005	<1	0.9	<0.5	1.47
1473734	Rock	63.3	0.5	<0.05	<0.005	<1	1.0	0.5	1.21
1473735	Rock	74.0	0.4	0.07	<0.005	1	<0.5	0.6	0.67
1473736	Rock	65.7	0.3	0.06	<0.005	<1	<0.5	<0.5	0.67
1473737	Rock	59.7	0.3	<0.05	<0.005	2	0.6	<0.5	0.25
1473738	Rock	61.2	0.4	<0.05	<0.005	2	0.8	<0.5	0.54
1473739	Rock	64.9	0.4	<0.05	<0.005	<1	<0.5	<0.5	0.99
1473740	Rock	80.8	0.3	0.05	<0.005	2	<0.5	<0.5	0.59
1473741	Rock	97.2	0.3	0.06	<0.005	1	<0.5	0.6	0.33
1473742	Rock	89.1	0.3	<0.05	<0.005	<1	<0.5	0.5	0.39
1473743	Rock	72.4	0.5	<0.05	<0.005	1	<0.5	<0.5	0.70
1473744	Rock	81.3	0.5	0.08	<0.005	<1	<0.5	<0.5	0.50
1473745	Rock	76.2	0.4	<0.05	<0.005	2	<0.5	<0.5	0.33
1473746	Rock	81.4	0.5	<0.05	0.007	2	<0.5	<0.5	0.78
1473747	Rock	92.4	0.5	<0.05	<0.005	2	<0.5	<0.5	0.46
1473748	Rock	75.9	0.5	<0.05	<0.005	3	<0.5	<0.5	0.52
1473749	Rock	81.8	0.5	<0.05	<0.005	2	<0.5	<0.5	0.53
1473750	Rock Pulp	13.5	0.8	<0.05	<0.005	<1	<0.5	<0.5	0.03
1473751	Rock Pulp	20.3	0.6	<0.05	<0.005	1	5.7	17.7	4.08
1473752	Rock	96.5	0.5	0.09	<0.005	4	<0.5	<0.5	0.60
1473753	Rock	95.5	0.4	<0.05	<0.005	1	<0.5	0.5	0.38
1473754	Rock	86.8	0.5	<0.05	<0.005	2	<0.5	<0.5	0.35
1473755	Rock	98.4	0.5	0.08	<0.005	3	<0.5	0.6	0.33
1473756	Rock	64.8	0.4	<0.05	<0.005	1	<0.5	<0.5	0.25
1473757	Rock	45.7	0.6	<0.05	<0.005	2	0.6	<0.5	0.07
1473758	Rock	69.9	0.4	0.06	<0.005	2	<0.5	<0.5	0.09
1473759	Rock	99.5	0.5	0.11	<0.005	2	<0.5	0.5	0.21
1473760	Rock	83.1	0.5	0.08	<0.005	2	<0.5	<0.5	0.18

This report supersedes all previous preliminary and final reports with this file number dated prior to the date on this certificate. Signature indicates final approval; preliminary reports are unsigned and should be used for reference only.

BUREAU VERITAS
MINERAL LABORATORIES
Canada

www.bureauveritas.com/um

Bureau Veritas Commodities Canada Ltd.

9050 Shaughnessy St Vancouver British Columbia V6P 6E5 Canada
PHONE (604) 253-3158

Client: **Goldstrike Resources Ltd.**
1010 - 1130 West Pender St.
Vancouver British Columbia V6E 4A4 Canada

Project: LUC
Report Date: October 10, 2018

CERTIFICATE OF ANALYSIS WHI18000668.1

	Method	WGHT	FA350	MA200	MA200	MA200	MA200	MA200	MA200	MA200	MA200	MA200	MA200	MA200	MA200	MA200	MA200	MA200	MA200	MA200	MA200
	Analyte	Wgt	Au	Mo	Cu	Pb	Zn	Ag	Ni	Co	Mn	Fe	As	U	Th	Sr	Cd	Sb	Bi	V	Ca
	Unit	kg	ppb	ppm	ppm	ppm	ppm	ppm	ppm	ppm	ppm	%	ppm	ppm	ppm	ppm	ppm	ppm	ppm	ppm	%
	MDL	0.01	2	0.1	0.1	0.1	1	0.1	0.1	0.2	1	0.01	1	0.1	0.1	1	0.1	0.1	0.1	1	0.01
1473761	Rock	2.89	4	2.5	47.8	18.4	134	<0.1	40.0	13.4	775	5.12	16	1.8	12.3	90	0.4	3.4	<0.1	148	2.47
1473762	Rock	2.42	5	1.9	58.5	23.7	155	<0.1	47.1	15.1	404	4.91	31	2.7	17.2	110	0.3	3.3	<0.1	182	0.13
1473763	Rock	3.77	3	4.3	64.6	17.5	158	<0.1	48.6	15.3	488	5.24	16	1.8	17.6	149	0.3	2.5	<0.1	194	0.27
1473764	Rock	4.55	2	4.3	63.8	14.6	139	0.1	44.3	13.7	482	4.90	10	1.0	12.5	109	0.3	2.3	<0.1	179	0.37
1473765	Rock	4.16	8	2.7	50.8	14.0	107	0.2	40.6	13.7	607	4.80	18	0.8	5.3	111	0.3	3.0	<0.1	135	2.73
1473766	Rock	3.28	3	1.7	34.0	12.1	91	0.1	25.7	9.5	447	3.47	10	0.7	6.7	82	0.3	1.6	<0.1	116	1.23
1473767	Rock	3.95	25	4.8	48.7	11.3	95	0.3	37.8	17.0	772	4.56	24	1.1	5.3	81	0.5	2.4	<0.1	85	2.78
1473768	Rock	4.86	18	2.8	38.3	11.1	119	0.2	39.9	21.1	1054	5.35	20	0.8	2.9	76	0.8	2.6	<0.1	107	5.44
1473769	Rock	5.37	7	1.4	35.1	12.4	50	<0.1	19.4	12.5	479	2.73	17	0.9	5.1	94	0.4	1.5	<0.1	56	4.11
1473770	Rock	3.32	4	2.3	74.2	14.7	63	0.2	25.8	14.1	571	2.99	88	0.7	1.2	101	0.4	3.1	<0.1	50	3.40
1473771	Rock	2.40	6	1.3	23.4	12.3	140	<0.1	84.2	31.8	1656	5.87	7	1.1	1.8	123	0.4	2.2	<0.1	125	13.49
1473772	Rock	3.90	5	1.8	63.5	15.2	126	0.2	45.3	25.7	1593	6.52	11	0.6	1.2	98	0.3	2.6	<0.1	134	11.28
1473773	Rock	2.95	12	1.4	43.9	15.8	111	0.4	34.7	21.1	1320	5.65	7	0.5	6.2	103	0.7	0.7	<0.1	102	6.00
1473774	Rock	3.76	4	1.8	37.7	10.4	87	0.1	47.7	17.9	1152	3.85	3	0.6	4.2	83	0.3	0.3	<0.1	59	4.11
1473775	Rock Pulp	0.05	6	7.9	49.4	5.6	60	<0.1	40.1	14.0	811	4.34	5	0.7	2.0	295	0.1	0.8	<0.1	122	2.92
1473776	Rock Pulp	0.05	964	14.7	9689.9	19.7	122	3.2	612.9	21.3	861	8.20	5	0.3	1.5	126	0.4	15.2	0.7	99	2.12
1473777	Rock	4.24	26	1.2	35.5	11.5	97	0.4	65.1	18.5	1044	4.09	4	0.5	4.0	73	0.2	0.3	<0.1	104	3.13
1473778	Rock	5.40	10	2.6	36.7	17.2	144	0.1	249.5	44.8	1502	6.18	11	1.2	6.9	112	0.3	1.0	0.1	133	7.61
1473779	Rock	3.85	<2	1.0	48.9	4.7	47	0.1	72.0	10.3	387	2.19	37	0.7	4.5	96	0.1	1.1	<0.1	44	3.46
1473780	Rock	4.16	2	1.0	57.6	7.5	75	0.1	75.2	13.3	384	2.64	28	0.7	4.2	100	0.1	1.5	<0.1	58	2.57
1473781	Rock	4.22	3	2.0	106.3	7.4	116	0.3	112.9	19.6	337	3.97	23	0.7	6.9	158	<0.1	1.0	<0.1	137	0.69
1473782	Rock	2.87	2	1.4	74.3	10.2	131	0.2	129.4	21.7	390	4.19	21	0.8	8.1	146	<0.1	0.7	<0.1	124	0.54
1473783	Rock	2.75	5	2.1	44.8	17.5	129	<0.1	61.5	16.0	619	4.46	7	1.2	12.7	156	0.2	1.4	<0.1	147	1.10
1473784	Rock	2.51	3	1.7	49.7	15.2	105	<0.1	49.1	15.1	478	4.06	12	0.9	16.9	192	0.1	2.1	<0.1	105	0.99
1473785	Rock	3.60	5	5.9	74.2	11.1	108	<0.1	61.8	16.9	694	4.74	7	1.0	10.5	124	0.2	2.1	<0.1	133	2.33
1473786	Rock	2.40	7	3.3	39.4	9.5	114	<0.1	45.3	13.3	599	4.14	7	1.1	9.2	138	0.3	2.1	<0.1	88	2.16
1473787	Rock	3.30	4	2.2	35.3	8.3	92	<0.1	32.4	10.7	510	3.41	9	0.9	7.6	95	0.3	1.9	<0.1	85	1.78
1473788	Rock	3.00	10	2.4	33.8	16.0	97	0.1	33.7	11.3	443	3.67	12	1.6	16.0	117	0.2	1.1	<0.1	103	1.16
1473789	Rock	3.04	12	3.0	23.0	9.4	99	0.2	31.2	12.1	597	3.87	4	0.8	8.1	55	0.5	1.7	<0.1	92	2.67
1473790	Rock	3.79	8	3.0	21.6	10.0	81	0.1	24.2	9.0	688	3.28	3	0.7	7.7	49	0.7	0.6	<0.1	76	2.60

This report supersedes all previous preliminary and final reports with this file number dated prior to the date on this certificate. Signature indicates final approval; preliminary reports are unsigned and should be used for reference only.

BUREAU VERITAS
MINERAL LABORATORIES
Canada

www.bureauveritas.com/um

Bureau Veritas Commodities Canada Ltd.

9050 Shaughnessy St Vancouver British Columbia V6P 6E5 Canada
PHONE (604) 253-3158

Client: **Goldstrike Resources Ltd.**
1010 - 1130 West Pender St.
Vancouver British Columbia V6E 4A4 Canada

Project: LUC
Report Date: October 10, 2018

CERTIFICATE OF ANALYSIS WHI18000668.1

	Method	MA200	MA200	MA200	MA200	MA200	MA200	MA200	MA200	MA200	MA200	MA200	MA200	MA200	MA200	MA200	MA200	MA200	MA200	MA200	MA200
	Analyte	P	La	Cr	Mg	Ba	Ti	Al	Na	K	W	Zr	Ce	Sn	Y	Nb	Ta	Be	Sc	Li	S
	Unit	%	ppm	ppm	%	ppm	%	%	%	%	ppm	ppm	ppm	ppm	ppm	ppm	ppm	ppm	ppm	ppm	%
	MDL	0.001	0.1	1	0.01	1	0.001	0.01	0.001	0.01	0.1	0.1	1	0.1	0.1	0.1	0.1	1	1	0.1	0.1
1473761	Rock	0.064	35.6	76	0.32	1789	0.326	6.75	0.174	2.64	0.3	20.6	69	0.4	20.0	9.2	0.5	2	14	13.9	<0.1
1473762	Rock	0.070	39.2	96	0.32	1867	0.405	6.92	0.101	2.87	0.3	18.7	80	0.6	18.1	11.5	0.7	2	15	12.4	<0.1
1473763	Rock	0.048	44.8	101	0.36	1876	0.312	6.90	0.126	2.76	1.1	17.7	87	0.5	17.3	6.3	0.3	2	18	23.1	<0.1
1473764	Rock	0.038	33.2	99	0.35	1971	0.243	6.58	0.222	2.56	0.4	15.2	63	0.4	14.5	4.7	0.2	2	17	16.3	<0.1
1473765	Rock	0.023	13.9	79	0.19	1821	0.204	5.92	0.111	2.33	1.0	11.1	28	0.3	11.3	2.6	0.1	1	20	15.1	<0.1
1473766	Rock	0.024	22.0	61	0.22	1333	0.189	5.23	0.120	1.33	0.3	9.8	38	0.3	14.4	3.1	0.2	2	16	17.4	<0.1
1473767	Rock	0.039	18.4	50	0.19	1794	0.204	6.11	2.239	1.47	4.7	9.7	34	0.3	9.9	4.0	0.2	<1	15	11.0	<0.1
1473768	Rock	0.082	15.8	54	0.15	1116	0.248	6.39	3.885	0.78	11.0	4.9	29	0.2	10.2	3.9	0.2	<1	24	6.6	<0.1
1473769	Rock	0.025	12.5	18	0.10	2283	0.137	5.69	3.309	0.83	2.7	40.7	23	0.3	8.0	3.2	0.4	1	9	7.8	<0.1
1473770	Rock	0.014	6.5	26	0.12	2037	0.126	5.79	2.427	0.90	1.9	6.6	11	0.4	9.6	1.7	0.1	<1	13	16.8	<0.1
1473771	Rock	0.082	14.6	169	0.48	1013	0.295	4.95	1.422	1.34	0.6	9.1	26	0.7	26.4	6.1	0.4	1	21	11.2	<0.1
1473772	Rock	0.023	10.2	50	0.29	492	0.186	5.07	1.919	1.00	2.1	5.1	19	0.4	14.5	1.9	0.1	1	23	12.6	<0.1
1473773	Rock	0.056	24.6	40	0.17	3329	0.181	6.02	3.780	0.75	3.2	9.1	45	0.4	15.6	2.9	0.2	1	16	6.6	<0.1
1473774	Rock	0.040	22.2	18	0.20	262	0.111	2.67	0.622	0.66	1.1	11.4	39	0.6	17.9	3.3	0.2	<1	7	5.2	<0.1
1473775	Rock Pulp	0.059	9.8	57	1.37	511	0.364	6.95	2.418	0.87	0.8	26.5	20	1.7	15.1	4.0	0.3	<1	15	14.3	<0.1
1473776	Rock Pulp	0.060	3.7	697	1.05	55	0.131	4.91	0.218	2.85	3.0	12.9	7	1.6	5.1	4.5	0.3	<1	7	8.2	1.2
1473777	Rock	0.020	18.1	46	0.25	351	0.217	4.85	1.512	0.99	1.3	7.2	32	0.7	8.8	4.0	0.2	1	16	10.8	<0.1
1473778	Rock	0.140	36.9	326	0.62	676	0.612	6.64	0.382	1.99	1.2	10.4	68	1.1	15.5	13.0	0.8	1	14	13.8	<0.1
1473779	Rock	0.027	12.8	41	0.80	571	0.054	1.53	0.028	0.30	<0.1	8.7	24	0.3	4.6	0.9	<0.1	<1	5	7.3	<0.1
1473780	Rock	0.018	12.1	45	0.80	696	0.076	2.14	0.037	0.60	0.2	7.3	24	0.2	4.1	1.0	<0.1	<1	6	8.4	<0.1
1473781	Rock	0.042	22.5	124	0.17	717	0.099	4.50	0.038	0.88	<0.1	12.4	42	0.2	5.2	0.7	<0.1	2	12	28.4	<0.1
1473782	Rock	0.020	21.8	127	0.35	642	0.097	5.22	0.086	1.01	0.2	11.3	42	0.2	4.3	0.7	<0.1	2	12	24.7	<0.1
1473783	Rock	0.042	38.8	127	0.50	2316	0.351	6.90	0.615	2.81	5.8	12.9	72	0.6	14.5	9.1	0.5	2	18	13.7	<0.1
1473784	Rock	0.060	50.0	60	0.40	2208	0.287	6.75	0.334	2.35	2.8	10.7	91	0.5	13.6	6.6	0.3	1	14	16.4	<0.1
1473785	Rock	0.050	35.2	86	0.29	1593	0.232	6.62	0.984	2.36	3.9	11.2	65	0.3	14.0	5.3	0.2	2	17	14.8	<0.1
1473786	Rock	0.041	26.8	46	0.18	2693	0.137	5.34	0.912	2.27	3.8	10.2	48	0.2	9.2	3.1	0.2	2	9	15.6	<0.1
1473787	Rock	0.043	21.6	35	0.16	1850	0.139	5.03	0.933	1.63	1.8	9.0	40	0.2	9.9	3.2	0.2	<1	10	14.1	<0.1
1473788	Rock	0.048	41.0	44	0.26	1708	0.247	6.78	0.644	1.82	0.7	13.8	75	0.6	19.0	8.1	0.5	3	12	18.9	<0.1
1473789	Rock	0.027	23.2	28	0.15	1871	0.108	3.61	0.724	1.09	4.2	10.6	42	0.2	11.0	2.9	0.1	1	11	12.5	<0.1
1473790	Rock	0.043	22.9	30	0.16	1790	0.116	3.46	0.933	0.96	0.9	6.8	42	0.2	8.7	2.7	0.1	<1	8	11.7	<0.1

This report supersedes all previous preliminary and final reports with this file number dated prior to the date on this certificate. Signature indicates final approval; preliminary reports are unsigned and should be used for reference only.

BUREAU VERITAS
MINERAL LABORATORIES
Canada

www.bureauveritas.com/um

Bureau Veritas Commodities Canada Ltd.

9050 Shaughnessy St Vancouver British Columbia V6P 6E5 Canada
PHONE (604) 253-3158

Client: **Goldstrike Resources Ltd.**
1010 - 1130 West Pender St.
Vancouver British Columbia V6E 4A4 Canada

Project: LUC
Report Date: October 10, 2018

CERTIFICATE OF ANALYSIS WHI18000668.1

	Method	MA200	MA200	MA200	MA200	MA200	MA200	MA200	AQ200
	Analyte	Rb	Hf	In	Re	Se	Te	Tl	Hg
	Unit	ppm	ppm	ppm	ppm	ppm	ppm	ppm	ppm
	MDL	0.1	0.1	0.05	0.005	1	0.5	0.5	0.01
1473761	Rock	85.3	0.6	0.07	<0.005	1	<0.5	<0.5	0.19
1473762	Rock	98.8	0.5	0.07	<0.005	3	<0.5	0.6	0.35
1473763	Rock	79.8	0.5	0.06	<0.005	2	<0.5	0.5	0.19
1473764	Rock	77.0	0.4	<0.05	<0.005	1	<0.5	<0.5	0.12
1473765	Rock	49.5	0.3	0.05	<0.005	2	0.5	<0.5	0.10
1473766	Rock	40.6	0.3	<0.05	<0.005	2	<0.5	<0.5	0.05
1473767	Rock	32.4	0.4	0.05	<0.005	2	0.7	<0.5	0.04
1473768	Rock	15.4	0.2	0.06	<0.005	1	0.6	<0.5	0.02
1473769	Rock	18.3	1.5	<0.05	<0.005	<1	0.6	<0.5	<0.01
1473770	Rock	22.2	0.3	<0.05	<0.005	<1	0.5	<0.5	0.01
1473771	Rock	60.9	0.3	0.05	<0.005	<1	2.5	<0.5	<0.01
1473772	Rock	35.2	0.2	<0.05	<0.005	<1	1.3	<0.5	<0.01
1473773	Rock	18.1	0.3	<0.05	<0.005	<1	0.6	<0.5	0.02
1473774	Rock	28.2	0.4	0.05	<0.005	<1	<0.5	<0.5	0.01
1473775	Rock Pulp	22.1	0.9	<0.05	<0.005	<1	<0.5	<0.5	0.02
1473776	Rock Pulp	58.2	0.4	0.15	0.013	11	<0.5	<0.5	1.44
1473777	Rock	35.1	0.2	<0.05	<0.005	<1	0.7	<0.5	0.02
1473778	Rock	80.7	0.4	0.08	<0.005	1	0.9	<0.5	0.04
1473779	Rock	13.2	0.3	<0.05	<0.005	1	0.8	<0.5	0.03
1473780	Rock	25.0	0.2	<0.05	<0.005	1	0.8	<0.5	0.02
1473781	Rock	35.0	0.3	<0.05	<0.005	2	<0.5	<0.5	0.12
1473782	Rock	41.0	0.3	0.05	<0.005	3	<0.5	<0.5	0.08
1473783	Rock	89.7	0.4	0.09	<0.005	2	<0.5	0.5	0.02
1473784	Rock	75.1	0.3	0.07	<0.005	2	<0.5	<0.5	<0.01
1473785	Rock	73.0	0.3	<0.05	<0.005	2	<0.5	<0.5	0.03
1473786	Rock	50.2	0.3	<0.05	<0.005	1	<0.5	<0.5	0.02
1473787	Rock	40.5	0.2	<0.05	<0.005	2	<0.5	<0.5	0.01
1473788	Rock	61.0	0.4	<0.05	<0.005	2	<0.5	<0.5	0.03
1473789	Rock	34.7	0.3	<0.05	<0.005	1	<0.5	<0.5	0.05
1473790	Rock	27.4	0.2	<0.05	<0.005	<1	1.3	<0.5	0.09

This report supersedes all previous preliminary and final reports with this file number dated prior to the date on this certificate. Signature indicates final approval; preliminary reports are unsigned and should be used for reference only.

BUREAU VERITAS
MINERAL LABORATORIES
Canada

www.bureauveritas.com/um

Bureau Veritas Commodities Canada Ltd.

9050 Shaughnessy St Vancouver British Columbia V6P 6E5 Canada
PHONE (604) 253-3158

Client: **Goldstrike Resources Ltd.**
1010 - 1130 West Pender St.
Vancouver British Columbia V6E 4A4 Canada

Project: LUC
Report Date: October 10, 2018

CERTIFICATE OF ANALYSIS WHI18000668.1

	Method	WGHT	FA350	MA200	MA200	MA200	MA200	MA200	MA200	MA200	MA200	MA200	MA200	MA200	MA200	MA200	MA200	MA200	MA200	MA200	MA200
	Analyte	Wgt	Au	Mo	Cu	Pb	Zn	Ag	Ni	Co	Mn	Fe	As	U	Th	Sr	Cd	Sb	Bi	V	Ca
	Unit	kg	ppb	ppm	ppm	ppm	ppm	ppm	ppm	ppm	ppm	%	ppm	ppm	ppm	ppm	ppm	ppm	ppm	ppm	%
	MDL	0.01	2	0.1	0.1	0.1	1	0.1	0.1	0.2	1	0.01	1	0.1	0.1	1	0.1	0.1	0.1	1	0.01
1473791	Rock	3.46	5	2.8	25.0	14.2	114	<0.1	95.3	15.7	754	4.12	9	0.8	7.2	91	0.5	2.1	<0.1	82	3.82
1473792	Rock	4.48	41	5.2	30.2	13.8	123	0.3	36.6	13.7	821	4.81	5	1.0	10.6	106	0.8	1.6	<0.1	68	4.58
1473793	Rock	2.72	49	5.4	38.5	12.5	136	0.4	42.0	15.1	681	4.83	7	1.1	14.2	119	0.6	1.6	<0.1	81	2.62
1473794	Rock	1.99	7	2.3	26.4	13.7	128	0.1	32.4	12.8	844	4.60	5	1.1	9.1	80	0.6	0.9	<0.1	111	3.93
1473795	Rock	4.17	13	2.4	20.0	10.7	96	0.2	27.3	11.6	724	4.07	4	0.9	8.3	155	0.6	0.9	<0.1	89	4.17
1473796	Rock	5.78	13	19.7	40.7	16.2	91	0.2	53.7	18.6	880	4.49	25	1.6	7.7	129	0.6	2.0	0.1	134	5.12
1473797	Rock	4.86	12	6.5	20.3	7.9	70	0.2	21.6	7.1	751	2.53	7	1.0	4.8	110	0.3	0.9	<0.1	59	12.45
1473798	Rock	4.57	<2	5.1	9.5	7.0	115	0.1	25.4	3.5	1132	2.49	9	1.2	1.4	100	0.8	0.7	<0.1	70	18.69
1473799	Rock	4.02	<2	1.9	11.8	6.1	60	0.1	15.2	3.9	837	2.15	4	0.7	3.0	113	0.3	0.4	<0.1	51	16.71
1473800	Rock Pulp	0.05	6	8.0	50.7	5.8	62	0.1	40.8	13.4	874	4.32	6	0.7	2.0	315	0.1	1.0	<0.1	124	2.91
1473801	Rock Pulp	0.05	6553	1.4	15.7	22.9	67	0.3	13.3	1.7	962	0.54	4217	3.0	2.2	202	0.7	36.7	0.5	27	26.34
1473802	Rock	4.74	6	3.1	23.7	9.3	69	0.1	22.8	7.8	726	2.32	10	1.0	10.7	131	0.2	0.5	<0.1	78	12.43
1473803	Rock	4.68	2	3.2	28.3	9.4	88	<0.1	33.3	9.6	435	2.98	23	1.2	11.7	112	0.2	0.3	<0.1	109	3.81
1473804	Rock	2.03	5	2.9	32.8	6.8	74	0.1	32.3	9.3	322	2.92	8	1.3	12.9	81	<0.1	0.1	<0.1	119	0.27
1473805	Rock	2.71	3	2.4	46.7	11.5	110	<0.1	41.0	12.9	406	4.60	12	1.8	17.1	156	0.1	0.3	<0.1	171	0.48
1473806	Rock	3.12	4	3.7	26.7	10.1	54	0.2	14.6	7.7	256	2.83	6	0.6	7.6	185	<0.1	0.2	<0.1	64	0.50
1473807	Rock	3.42	9	1.6	15.8	8.1	50	0.2	6.4	7.8	388	2.85	4	0.3	4.6	196	<0.1	0.2	<0.1	49	0.47
1473808	Rock	3.21	49	2.1	15.6	6.7	35	0.6	4.3	5.7	355	3.18	4	0.4	2.8	119	<0.1	0.2	<0.1	46	0.35
1473809	Rock	2.97	8	0.6	16.9	5.7	49	<0.1	13.6	10.2	534	2.67	4	0.4	1.9	140	<0.1	0.1	<0.1	75	0.36
1473810	Rock	3.08	5	0.2	10.0	4.7	60	<0.1	12.4	9.5	498	2.62	3	0.2	1.0	132	<0.1	0.2	<0.1	81	0.42
1473811	Rock	2.97	7	0.2	37.4	5.3	45	<0.1	36.9	11.4	432	1.69	2	0.3	6.6	43	<0.1	<0.1	<0.1	39	0.10
1473812	Rock	2.95	6	0.2	30.3	11.3	33	<0.1	19.4	6.0	344	1.27	2	0.4	9.7	60	<0.1	0.1	<0.1	35	0.18
1473813	Rock	2.35	8	0.4	82.9	6.7	44	0.1	26.3	11.2	583	2.14	2	0.3	6.2	121	<0.1	0.1	<0.1	52	0.31
1473814	Rock	2.65	2	0.4	60.3	8.3	60	<0.1	15.8	10.4	671	2.08	12	0.7	10.9	179	<0.1	<0.1	<0.1	69	0.60
1473815	Rock	3.15	<2	0.3	42.6	5.3	58	<0.1	20.2	10.3	969	2.46	15	0.7	2.9	128	<0.1	<0.1	<0.1	71	0.61
1473816	Rock	3.28	<2	0.3	26.7	8.7	37	<0.1	10.6	5.3	446	1.66	5	0.4	2.4	325	<0.1	<0.1	<0.1	47	0.99
1473817	Rock	2.42	3	0.5	33.0	8.5	49	<0.1	24.5	8.8	289	2.49	9	0.8	6.2	254	<0.1	<0.1	<0.1	89	0.64
1473818	Rock	2.09	4	1.5	43.7	6.7	89	<0.1	83.4	22.0	637	4.77	19	1.8	7.1	116	<0.1	0.2	<0.1	160	0.63
1473819	Rock	2.43	6	0.3	66.2	8.8	45	<0.1	21.8	10.6	285	3.09	14	1.0	5.5	193	<0.1	0.2	<0.1	97	0.52
1473820	Rock	2.59	5	0.9	66.1	9.0	80	<0.1	55.0	24.0	687	4.21	22	1.3	10.1	110	0.1	0.2	<0.1	131	0.65

This report supersedes all previous preliminary and final reports with this file number dated prior to the date on this certificate. Signature indicates final approval; preliminary reports are unsigned and should be used for reference only.

BUREAU VERITAS
MINERAL LABORATORIES
Canada

www.bureauveritas.com/um

Bureau Veritas Commodities Canada Ltd.

9050 Shaughnessy St Vancouver British Columbia V6P 6E5 Canada
PHONE (604) 253-3158

Client: **Goldstrike Resources Ltd.**
1010 - 1130 West Pender St.
Vancouver British Columbia V6E 4A4 Canada

Project: LUC
Report Date: October 10, 2018

CERTIFICATE OF ANALYSIS WHI18000668.1

	Method	MA200	MA200	MA200	MA200	MA200	MA200	MA200	MA200	MA200	MA200	MA200	MA200	MA200	MA200	MA200	MA200	MA200	MA200	MA200	MA200
	Analyte	P	La	Cr	Mg	Ba	Ti	Al	Na	K	W	Zr	Ce	Sn	Y	Nb	Ta	Be	Sc	Li	S
	Unit	%	ppm	ppm	%	ppm	%	%	%	%	ppm	ppm	ppm	ppm	ppm	ppm	ppm	ppm	ppm	ppm	%
	MDL	0.001	0.1	1	0.01	1	0.001	0.01	0.001	0.01	0.1	0.1	1	0.1	0.1	0.1	0.1	1	1	0.1	0.1
1473791	Rock	0.048	22.4	156	0.20	3344	0.114	3.34	0.431	1.02	1.2	9.0	42	0.2	13.1	2.8	0.1	1	11	14.6	<0.1
1473792	Rock	0.040	30.9	35	0.22	2803	0.108	4.51	0.265	1.25	5.1	13.2	56	0.2	8.5	2.6	0.1	1	10	29.1	<0.1
1473793	Rock	0.033	38.2	50	0.19	1882	0.132	5.32	0.335	1.64	5.8	14.7	68	0.3	10.8	3.6	0.2	1	12	29.5	<0.1
1473794	Rock	0.117	25.8	31	0.20	2135	0.128	5.13	0.945	2.02	1.6	12.0	48	0.4	17.5	3.9	0.3	1	11	15.5	<0.1
1473795	Rock	0.040	24.3	31	0.16	1578	0.111	4.94	2.181	0.60	2.0	9.8	45	0.2	10.8	2.6	0.1	<1	10	15.0	<0.1
1473796	Rock	0.062	25.4	106	0.88	2286	0.281	6.63	1.035	1.92	2.1	11.9	47	0.7	13.6	4.3	0.2	2	17	14.7	<0.1
1473797	Rock	0.071	16.9	22	5.26	955	0.097	2.35	0.307	0.62	1.9	6.1	30	0.2	10.0	2.6	0.1	<1	5	9.4	<0.1
1473798	Rock	0.095	13.0	9	5.85	3327	0.020	0.69	0.064	0.10	0.1	1.6	22	0.2	14.6	0.6	<0.1	<1	2	8.5	<0.1
1473799	Rock	0.036	17.0	13	5.78	1650	0.058	1.81	0.357	0.32	0.1	4.6	24	0.1	15.0	1.4	<0.1	<1	4	6.4	<0.1
1473800	Rock Pulp	0.062	9.5	55	1.38	542	0.366	6.97	2.501	1.00	1.0	26.9	20	1.7	14.9	4.1	0.3	1	16	15.1	<0.1
1473801	Rock Pulp	0.019	20.6	16	5.76	67	0.060	1.18	0.022	0.30	8.1	20.0	18	0.6	11.3	2.6	0.2	<1	2	29.4	<0.1
1473802	Rock	0.041	30.1	32	4.82	2395	0.173	3.55	0.323	1.00	0.4	10.2	55	0.2	13.8	5.0	0.2	1	7	6.4	<0.1
1473803	Rock	0.050	33.4	47	1.15	3338	0.256	4.84	0.716	1.29	0.3	14.4	57	0.1	14.8	6.8	0.3	2	9	7.3	<0.1
1473804	Rock	0.064	38.5	58	0.30	1225	0.314	5.57	1.388	1.52	0.4	11.8	73	0.2	13.7	7.0	0.4	2	11	5.3	<0.1
1473805	Rock	0.072	49.0	84	0.34	2007	0.435	7.21	0.823	2.43	0.2	11.1	92	0.2	18.9	9.2	0.4	2	14	8.2	<0.1
1473806	Rock	0.029	24.0	16	0.17	710	0.169	5.98	3.303	0.62	0.9	12.2	46	0.4	9.0	3.6	0.2	1	7	6.0	<0.1
1473807	Rock	0.026	12.3	10	0.43	1732	0.224	6.33	3.973	1.07	0.6	7.5	26	0.7	6.9	4.2	0.2	<1	9	8.8	<0.1
1473808	Rock	0.040	10.3	5	0.20	448	0.217	5.70	4.758	0.52	0.9	10.8	22	0.9	6.8	4.0	0.2	1	8	3.8	<0.1
1473809	Rock	0.056	10.1	10	0.41	2459	0.247	4.85	2.284	0.87	0.2	3.7	21	1.1	9.2	3.1	0.2	1	12	5.7	<0.1
1473810	Rock	0.071	6.8	9	0.51	3088	0.253	4.35	1.711	1.04	0.2	3.6	13	1.3	4.5	2.2	0.1	1	8	8.1	<0.1
1473811	Rock	0.015	17.5	20	0.47	1692	0.161	2.09	0.739	0.68	0.3	1.9	36	0.9	6.4	3.3	0.1	<1	8	6.5	<0.1
1473812	Rock	0.015	21.5	19	0.35	748	0.131	3.32	1.729	0.54	0.7	5.6	42	0.8	6.6	2.4	0.1	<1	6	6.2	<0.1
1473813	Rock	0.052	14.8	13	0.46	3533	0.203	3.50	1.423	1.10	1.0	1.7	32	1.1	8.4	4.1	0.2	<1	9	6.1	<0.1
1473814	Rock	0.051	29.5	16	0.47	3401	0.253	3.50	1.048	0.84	<0.1	2.0	64	0.5	17.3	4.3	0.2	<1	9	7.3	<0.1
1473815	Rock	0.033	11.2	24	0.64	3717	0.224	3.58	0.730	0.98	0.3	3.5	21	0.3	15.9	3.3	0.2	<1	11	7.1	<0.1
1473816	Rock	0.030	6.2	18	0.42	5919	0.158	6.01	2.286	1.70	<0.1	2.9	12	0.4	6.9	3.2	0.2	<1	8	10.5	<0.1
1473817	Rock	0.027	14.9	74	0.54	4547	0.228	6.19	1.707	1.90	0.2	3.8	28	0.2	9.3	4.0	0.3	<1	10	10.7	<0.1
1473818	Rock	0.052	25.0	351	1.22	3145	0.319	7.14	1.307	1.90	0.3	6.9	51	0.4	16.4	5.5	0.3	1	24	14.3	<0.1
1473819	Rock	0.021	15.2	52	0.55	2132	0.257	4.72	1.186	1.19	0.1	8.2	29	0.4	8.2	4.2	0.3	1	8	8.4	<0.1
1473820	Rock	0.053	34.0	217	0.97	3938	0.288	5.94	0.817	1.62	0.2	6.1	60	0.3	16.5	4.4	0.3	2	19	13.7	<0.1

This report supersedes all previous preliminary and final reports with this file number dated prior to the date on this certificate. Signature indicates final approval; preliminary reports are unsigned and should be used for reference only.

BUREAU VERITAS
MINERAL LABORATORIES
Canada

www.bureauveritas.com/um

Bureau Veritas Commodities Canada Ltd.

9050 Shaughnessy St Vancouver British Columbia V6P 6E5 Canada
PHONE (604) 253-3158

Client: **Goldstrike Resources Ltd.**
1010 - 1130 West Pender St.
Vancouver British Columbia V6E 4A4 Canada

Project: LUC
Report Date: October 10, 2018

CERTIFICATE OF ANALYSIS WHI18000668.1

	Method	MA200	MA200	MA200	MA200	MA200	MA200	MA200	AQ200
	Analyte	Rb	Hf	In	Re	Se	Te	Tl	Hg
	Unit	ppm	ppm	ppm	ppm	ppm	ppm	ppm	ppm
	MDL	0.1	0.1	0.05	0.005	1	0.5	0.5	0.01
1473791	Rock	35.4	0.3	<0.05	<0.005	2	<0.5	<0.5	0.06
1473792	Rock	25.7	0.4	<0.05	<0.005	1	1.3	<0.5	0.27
1473793	Rock	36.1	0.4	<0.05	<0.005	<1	0.9	<0.5	0.16
1473794	Rock	44.4	0.3	<0.05	<0.005	2	<0.5	<0.5	0.04
1473795	Rock	19.4	0.2	<0.05	<0.005	2	0.6	<0.5	0.11
1473796	Rock	66.7	0.4	<0.05	<0.005	1	0.8	<0.5	0.08
1473797	Rock	21.3	0.1	<0.05	<0.005	<1	3.6	<0.5	0.02
1473798	Rock	3.7	<0.1	<0.05	<0.005	1	3.5	<0.5	<0.01
1473799	Rock	11.5	0.1	<0.05	<0.005	1	5.4	<0.5	<0.01
1473800	Rock Pulp	22.8	0.9	0.05	<0.005	<1	<0.5	<0.5	0.01
1473801	Rock Pulp	22.8	0.5	<0.05	<0.005	<1	5.0	17.8	4.09
1473802	Rock	34.5	0.3	<0.05	<0.005	2	4.2	<0.5	0.01
1473803	Rock	43.8	0.4	<0.05	<0.005	<1	<0.5	<0.5	<0.01
1473804	Rock	54.1	0.4	<0.05	<0.005	1	<0.5	<0.5	<0.01
1473805	Rock	71.1	0.3	<0.05	<0.005	1	<0.5	<0.5	<0.01
1473806	Rock	19.0	0.3	<0.05	<0.005	<1	<0.5	<0.5	<0.01
1473807	Rock	27.2	0.3	<0.05	<0.005	<1	<0.5	<0.5	<0.01
1473808	Rock	8.4	0.3	<0.05	<0.005	<1	<0.5	<0.5	<0.01
1473809	Rock	31.9	0.1	<0.05	<0.005	<1	<0.5	<0.5	<0.01
1473810	Rock	38.3	0.1	<0.05	<0.005	<1	<0.5	<0.5	<0.01
1473811	Rock	29.9	<0.1	<0.05	<0.005	<1	<0.5	<0.5	<0.01
1473812	Rock	21.3	0.2	<0.05	<0.005	<1	0.7	<0.5	<0.01
1473813	Rock	35.8	<0.1	<0.05	<0.005	<1	<0.5	<0.5	<0.01
1473814	Rock	24.7	<0.1	<0.05	<0.005	<1	<0.5	<0.5	<0.01
1473815	Rock	37.7	0.1	<0.05	<0.005	<1	<0.5	<0.5	<0.01
1473816	Rock	33.5	0.1	<0.05	<0.005	<1	<0.5	<0.5	<0.01
1473817	Rock	43.4	0.1	<0.05	<0.005	<1	<0.5	<0.5	<0.01
1473818	Rock	65.0	0.2	<0.05	<0.005	<1	<0.5	<0.5	<0.01
1473819	Rock	36.8	0.3	<0.05	<0.005	<1	<0.5	<0.5	<0.01
1473820	Rock	67.1	0.2	<0.05	<0.005	<1	<0.5	<0.5	<0.01

This report supersedes all previous preliminary and final reports with this file number dated prior to the date on this certificate. Signature indicates final approval; preliminary reports are unsigned and should be used for reference only.

BUREAU VERITAS
MINERAL LABORATORIES
Canada

www.bureauveritas.com/um

Bureau Veritas Commodities Canada Ltd.

9050 Shaughnessy St Vancouver British Columbia V6P 6E5 Canada
PHONE (604) 253-3158

Client: **Goldstrike Resources Ltd.**
1010 - 1130 West Pender St.
Vancouver British Columbia V6E 4A4 Canada

Project: LUC
Report Date: October 10, 2018

CERTIFICATE OF ANALYSIS WHI18000668.1

	Method	WGHT	FA350	MA200	MA200	MA200	MA200	MA200	MA200	MA200	MA200	MA200	MA200	MA200	MA200	MA200	MA200	MA200	MA200	MA200	MA200
	Analyte	Wgt	Au	Mo	Cu	Pb	Zn	Ag	Ni	Co	Mn	Fe	As	U	Th	Sr	Cd	Sb	Bi	V	Ca
	Unit	kg	ppb	ppm	ppm	ppm	ppm	ppm	ppm	ppm	ppm	%	ppm	ppm	ppm	ppm	ppm	ppm	ppm	ppm	%
	MDL	0.01	2	0.1	0.1	0.1	1	0.1	0.1	0.2	1	0.01	1	0.1	0.1	1	0.1	0.1	0.1	1	0.01
1473821	Rock	3.36	9	0.6	57.3	6.7	61	0.2	46.3	20.6	814	3.82	11	1.0	3.2	65	0.1	0.3	<0.1	142	0.63
1473822	Rock	3.14	5	0.7	55.3	8.9	57	<0.1	20.0	8.6	984	3.39	6	0.5	2.8	79	0.3	0.2	<0.1	95	0.94
1473823	Rock	3.82	5	0.3	88.8	10.8	70	0.1	22.1	11.1	943	2.88	3	0.4	2.1	97	<0.1	0.1	<0.1	92	0.43
1473824	Rock	2.74	2	0.3	43.6	10.0	59	<0.1	14.5	8.4	700	2.47	2	0.3	2.9	190	<0.1	0.1	<0.1	70	0.49
1473825	Rock Pulp	0.05	3	8.0	46.9	5.1	59	<0.1	37.9	13.3	828	4.17	5	0.6	1.5	264	0.1	0.8	<0.1	120	2.79
1473826	Rock Pulp	0.05	1002	12.3	9758.9	18.4	124	3.0	607.8	19.9	878	8.34	4	0.3	1.5	125	0.2	14.2	0.7	100	2.11
1473827	Rock	2.94	26	5.2	49.3	8.8	56	0.4	19.1	9.6	825	2.69	13	0.5	1.7	94	0.1	0.2	<0.1	75	0.32
1473828	Rock	3.15	7	0.5	68.4	4.8	77	<0.1	21.0	11.0	790	2.96	2	0.4	1.9	84	<0.1	0.1	<0.1	84	0.34
1473829	Rock	3.61	11	0.8	63.3	6.2	75	<0.1	17.3	10.7	952	2.87	4	0.4	1.6	106	<0.1	0.2	<0.1	81	0.30
1473830	Rock	3.17	5	0.3	32.4	7.6	67	<0.1	10.5	6.9	509	2.64	3	0.5	7.5	239	0.1	0.2	<0.1	46	0.48
1473831	Rock	3.79	<2	0.9	14.5	19.7	50	<0.1	19.7	5.4	458	0.87	17	1.9	1.3	238	0.3	0.3	<0.1	20	20.12
1473832	Rock	4.48	9	1.7	20.9	10.9	58	<0.1	19.1	10.2	800	2.77	5	0.5	5.5	178	0.4	0.2	<0.1	51	9.47
1473833	Rock	3.49	7	0.4	28.2	8.9	80	<0.1	10.3	8.1	544	3.35	3	0.3	5.2	174	0.1	0.1	<0.1	59	1.18
1473834	Rock	2.83	<2	0.1	30.3	9.0	114	<0.1	11.8	13.0	590	4.01	2	0.4	6.7	135	0.1	0.2	<0.1	97	0.75
1473835	Rock	3.25	2	0.3	27.3	9.5	41	<0.1	22.7	9.9	744	2.64	3	0.3	3.8	206	0.2	0.2	<0.1	51	2.31
1473836	Rock	3.66	2	0.2	31.6	8.7	85	<0.1	45.8	16.9	701	4.06	3	0.5	3.4	219	<0.1	0.1	<0.1	95	1.59

This report supersedes all previous preliminary and final reports with this file number dated prior to the date on this certificate. Signature indicates final approval; preliminary reports are unsigned and should be used for reference only.

BUREAU VERITAS
MINERAL LABORATORIES
Canada

www.bureauveritas.com/um

Bureau Veritas Commodities Canada Ltd.

9050 Shaughnessy St Vancouver British Columbia V6P 6E5 Canada
PHONE (604) 253-3158

Client: **Goldstrike Resources Ltd.**
1010 - 1130 West Pender St.
Vancouver British Columbia V6E 4A4 Canada

Project: LUC
Report Date: October 10, 2018

CERTIFICATE OF ANALYSIS WHI18000668.1

	Method	MA200	MA200	MA200	MA200	MA200	MA200	MA200	MA200	MA200	MA200	MA200	MA200	MA200	MA200	MA200	MA200	MA200	MA200	MA200	MA200
	Analyte	P	La	Cr	Mg	Ba	Ti	Al	Na	K	W	Zr	Ce	Sn	Y	Nb	Ta	Be	Sc	Li	S
	Unit	%	ppm	ppm	%	ppm	%	%	%	%	ppm	ppm	ppm	ppm	ppm	ppm	ppm	ppm	ppm	ppm	%
	MDL	0.001	0.1	1	0.01	1	0.001	0.01	0.001	0.01	0.1	0.1	1	0.1	0.1	0.1	0.1	1	1	0.1	0.1
1473821	Rock	0.074	16.5	182	0.46	1726	0.237	6.20	2.539	0.99	2.2	6.1	33	0.7	10.0	3.6	0.2	<1	23	9.7	<0.1
1473822	Rock	0.069	16.9	23	0.43	1999	0.266	5.24	2.831	0.80	2.2	4.6	35	0.8	9.9	4.3	0.2	<1	12	6.2	<0.1
1473823	Rock	0.072	13.2	20	0.72	2158	0.291	5.25	2.344	1.26	0.9	5.0	26	1.0	8.7	5.3	0.3	1	12	8.6	<0.1
1473824	Rock	0.056	13.3	15	0.57	3011	0.254	5.73	2.410	1.31	0.2	4.7	26	1.0	9.4	4.2	0.3	1	11	8.7	<0.1
1473825	Rock Pulp	0.062	7.4	54	1.30	481	0.368	6.26	2.285	0.84	0.8	24.8	16	1.6	12.9	3.7	0.2	<1	14	15.5	<0.1
1473826	Rock Pulp	0.059	3.5	686	1.06	87	0.138	4.97	0.221	2.89	3.0	12.4	7	1.4	5.2	4.2	0.3	<1	8	8.6	1.3
1473827	Rock	0.063	13.9	14	0.33	1539	0.233	5.00	3.210	0.78	2.0	4.4	28	0.9	11.4	3.2	0.2	<1	10	5.7	<0.1
1473828	Rock	0.059	11.3	16	0.62	2928	0.312	4.66	1.678	1.41	0.3	3.6	24	1.0	10.2	4.4	0.3	1	12	7.8	<0.1
1473829	Rock	0.061	14.2	14	0.37	2036	0.289	5.20	2.721	1.10	2.4	4.0	29	1.0	10.5	4.4	0.2	<1	14	7.0	<0.1
1473830	Rock	0.044	26.1	15	0.40	1044	0.243	6.09	3.353	1.05	0.7	10.4	49	1.3	13.5	6.3	0.4	1	12	6.7	<0.1
1473831	Rock	0.036	10.0	12	0.15	641	0.075	1.25	0.118	0.57	0.2	5.1	10	0.4	15.4	1.5	<0.1	<1	4	4.4	<0.1
1473832	Rock	0.036	24.1	18	0.18	2473	0.133	4.57	2.678	0.43	1.0	4.9	42	0.5	14.6	2.2	0.1	<1	8	4.5	<0.1
1473833	Rock	0.038	20.6	10	0.40	1311	0.232	6.47	3.817	0.89	1.1	4.2	41	0.6	10.7	3.5	0.2	<1	12	7.3	<0.1
1473834	Rock	0.047	20.6	16	1.13	1410	0.392	6.73	3.148	1.76	0.8	4.4	39	1.4	10.8	6.5	0.4	<1	15	11.6	<0.1
1473835	Rock	0.044	15.3	35	0.39	1689	0.169	6.40	2.934	1.23	0.7	7.0	30	0.4	17.1	4.2	0.3	<1	10	9.9	<0.1
1473836	Rock	0.071	17.2	113	0.97	1446	0.380	7.04	3.165	1.47	0.8	6.6	34	0.9	15.9	4.8	0.3	<1	15	11.5	<0.1

This report supersedes all previous preliminary and final reports with this file number dated prior to the date on this certificate. Signature indicates final approval; preliminary reports are unsigned and should be used for reference only.

BUREAU VERITAS
MINERAL LABORATORIES
Canada

www.bureauveritas.com/um

Bureau Veritas Commodities Canada Ltd.

9050 Shaughnessy St Vancouver British Columbia V6P 6E5 Canada
PHONE (604) 253-3158

Client: **Goldstrike Resources Ltd.**
1010 - 1130 West Pender St.
Vancouver British Columbia V6E 4A4 Canada

Project: LUC
Report Date: October 10, 2018

CERTIFICATE OF ANALYSIS WHI18000668.1

	Method	MA200	MA200	MA200	MA200	MA200	MA200	MA200	AQ200
	Analyte	Rb	Hf	In	Re	Se	Te	Tl	Hg
	Unit	ppm	ppm	ppm	ppm	ppm	ppm	ppm	ppm
	MDL	0.1	0.1	0.05	0.005	1	0.5	0.5	0.01
1473821	Rock	41.1	0.3	0.08	<0.005	<1	2.3	<0.5	<0.01
1473822	Rock	26.2	0.2	0.05	<0.005	<1	1.6	<0.5	<0.01
1473823	Rock	45.1	0.2	0.05	<0.005	<1	<0.5	<0.5	<0.01
1473824	Rock	40.3	0.2	<0.05	<0.005	<1	<0.5	<0.5	<0.01
1473825	Rock Pulp	13.7	0.9	<0.05	<0.005	<1	<0.5	<0.5	<0.01
1473826	Rock Pulp	56.1	0.4	0.17	0.010	12	<0.5	<0.5	1.25
1473827	Rock	24.3	0.1	<0.05	<0.005	<1	<0.5	<0.5	<0.01
1473828	Rock	46.2	0.2	<0.05	<0.005	<1	<0.5	<0.5	<0.01
1473829	Rock	33.2	0.2	<0.05	<0.005	<1	<0.5	<0.5	<0.01
1473830	Rock	34.3	0.4	<0.05	<0.005	<1	<0.5	<0.5	<0.01
1473831	Rock	17.4	0.2	<0.05	<0.005	<1	2.9	<0.5	<0.01
1473832	Rock	12.9	0.5	<0.05	<0.005	1	1.5	<0.5	<0.01
1473833	Rock	29.7	0.2	<0.05	<0.005	<1	<0.5	<0.5	<0.01
1473834	Rock	65.3	0.2	0.06	<0.005	<1	<0.5	<0.5	<0.01
1473835	Rock	32.7	0.3	0.05	<0.005	<1	<0.5	<0.5	<0.01
1473836	Rock	49.2	0.3	<0.05	<0.005	<1	<0.5	<0.5	<0.01

This report supersedes all previous preliminary and final reports with this file number dated prior to the date on this certificate. Signature indicates final approval; preliminary reports are unsigned and should be used for reference only.

BUREAU VERITAS
MINERAL LABORATORIES
Canada

www.bureauveritas.com/um

Bureau Veritas Commodities Canada Ltd.
9050 Shaughnessy St Vancouver British Columbia V6P 6E5 Canada
PHONE (604) 253-3158

Client: **Goldstrike Resources Ltd.**
1010 - 1130 West Pender St.
Vancouver British Columbia V6E 4A4 Canada

Project: LUC
Report Date: October 10, 2018

QUALITY CONTROL REPORT WHI18000668.1

	Method	WGHT	FA350	MA200	MA200	MA200	MA200	MA200	MA200	MA200	MA200	MA200	MA200	MA200	MA200	MA200	MA200	MA200	MA200	MA200	MA200
	Analyte	Wgt	Au	Mo	Cu	Pb	Zn	Ag	Ni	Co	Mn	Fe	As	U	Th	Sr	Cd	Sb	Bi	V	Ca
	Unit	kg	ppb	ppm	ppm	ppm	ppm	ppm	ppm	ppm	ppm	%	ppm	ppm	ppm	ppm	ppm	ppm	ppm	ppm	%
	MDL	0.01	2	0.1	0.1	0.1	1	0.1	0.1	0.2	1	0.01	1	0.1	0.1	1	0.1	0.1	0.1	1	0.01
Pulp Duplicates																					
1473703	Rock	2.47	4	2.1	70.9	12.7	177	<0.1	57.7	16.0	545	5.98	19	1.4	15.1	323	0.2	2.2	<0.1	172	0.33
REP 1473703	QC		4																		
1473716	Rock	3.27	19	1.0	51.4	9.7	52	<0.1	19.6	8.1	212	2.66	15	0.5	12.4	152	<0.1	5.5	<0.1	69	0.25
REP 1473716	QC																				
1473730	Rock	3.32	7	2.9	18.0	11.0	112	0.2	26.0	11.3	1085	3.88	11	0.9	13.1	160	0.7	24.5	<0.1	63	4.91
REP 1473730	QC			2.6	19.9	11.4	118	0.2	27.9	10.4	1109	3.92	12	0.9	13.5	169	0.6	23.6	<0.1	64	4.98
1473736	Rock	3.18	8	3.0	38.9	15.2	151	0.2	37.8	18.3	1301	4.87	17	1.3	6.2	92	0.6	23.5	<0.1	100	6.49
REP 1473736	QC		7																		
1473750	Rock Pulp	0.05	4	7.3	49.7	5.3	58	<0.1	36.6	13.6	796	4.20	6	0.6	1.5	274	<0.1	0.9	<0.1	124	2.79
REP 1473750	QC																				
1473765	Rock	4.16	8	2.7	50.8	14.0	107	0.2	40.6	13.7	607	4.80	18	0.8	5.3	111	0.3	3.0	<0.1	135	2.73
REP 1473765	QC			2.5	47.6	13.3	110	0.2	43.7	14.0	629	4.73	19	0.8	5.6	116	0.4	3.1	<0.1	130	2.71
1473770	Rock	3.32	4	2.3	74.2	14.7	63	0.2	25.8	14.1	571	2.99	88	0.7	1.2	101	0.4	3.1	<0.1	50	3.40
REP 1473770	QC		4																		
1473785	Rock	3.60	5	5.9	74.2	11.1	108	<0.1	61.8	16.9	694	4.74	7	1.0	10.5	124	0.2	2.1	<0.1	133	2.33
REP 1473785	QC																				
1473800	Rock Pulp	0.05	6	8.0	50.7	5.8	62	0.1	40.8	13.4	874	4.32	6	0.7	2.0	315	0.1	1.0	<0.1	124	2.91
REP 1473800	QC			7.7	48.7	6.4	64	0.1	40.9	13.7	849	4.33	6	0.8	1.9	314	0.2	1.0	<0.1	122	2.95
1473804	Rock	2.03	5	2.9	32.8	6.8	74	0.1	32.3	9.3	322	2.92	8	1.3	12.9	81	<0.1	0.1	<0.1	119	0.27
REP 1473804	QC		6																		
1473819	Rock	2.43	6	0.3	66.2	8.8	45	<0.1	21.8	10.6	285	3.09	14	1.0	5.5	193	<0.1	0.2	<0.1	97	0.52
REP 1473819	QC																				
1473833	Rock	3.49	7	0.4	28.2	8.9	80	<0.1	10.3	8.1	544	3.35	3	0.3	5.2	174	0.1	0.1	<0.1	59	1.18
REP 1473833	QC			0.4	27.4	8.5	78	<0.1	10.5	7.5	548	3.34	3	0.3	5.3	162	0.2	0.2	<0.1	58	1.16
1473834	Rock	2.83	<2	0.1	30.3	9.0	114	<0.1	11.8	13.0	590	4.01	2	0.4	6.7	135	0.1	0.2	<0.1	97	0.75
REP 1473834	QC		2																		
Core Reject Duplicates																					
1473713	Rock	3.79	18	2.4	25.7	9.1	95	0.1	38.8	11.9	508	4.24	16	0.6	12.1	158	0.2	18.2	<0.1	135	0.13

This report supersedes all previous preliminary and final reports with this file number dated prior to the date on this certificate. Signature indicates final approval; preliminary reports are unsigned and should be used for reference only.

BUREAU VERITAS
MINERAL LABORATORIES
Canada

www.bureauveritas.com/um

Bureau Veritas Commodities Canada Ltd.
9050 Shaughnessy St Vancouver British Columbia V6P 6E5 Canada
PHONE (604) 253-3158

Client: **Goldstrike Resources Ltd.**
1010 - 1130 West Pender St.
Vancouver British Columbia V6E 4A4 Canada

Project: LUC
Report Date: October 10, 2018

QUALITY CONTROL REPORT WHI18000668.1

	Method	MA200	MA200	MA200	MA200	MA200	MA200	MA200	MA200	MA200	MA200	MA200	MA200	MA200	MA200	MA200	MA200	MA200	MA200	MA200	MA200
	Analyte	P	La	Cr	Mg	Ba	Ti	Al	Na	K	W	Zr	Ce	Sn	Y	Nb	Ta	Be	Sc	Li	S
	Unit	%	ppm	ppm	%	ppm	%	%	%	%	ppm	ppm	ppm	ppm	ppm	ppm	ppm	ppm	ppm	ppm	%
	MDL	0.001	0.1	1	0.01	1	0.001	0.01	0.001	0.01	0.1	0.1	1	0.1	0.1	0.1	0.1	1	1	0.1	0.1
Pulp Duplicates																					
1473703	Rock	0.083	45.9	87	0.23	1397	0.271	6.24	0.082	1.71	0.4	13.7	88	0.2	18.4	4.4	0.2	1	16	14.8	<0.1
REP 1473703	QC																				
1473716	Rock	0.029	42.6	19	0.19	1233	0.195	5.87	1.649	1.83	3.3	10.5	80	0.3	6.8	3.5	0.2	<1	8	15.6	<0.1
REP 1473716	QC																				
1473730	Rock	0.035	49.2	34	0.15	2314	0.117	4.02	0.027	1.79	6.1	9.3	93	0.2	12.2	3.0	0.1	1	9	22.8	<0.1
REP 1473730	QC	0.035	51.2	34	0.15	2424	0.114	4.04	0.030	1.88	6.4	9.2	99	0.3	12.7	2.9	0.2	<1	9	20.7	<0.1
1473736	Rock	0.058	21.5	38	0.28	1411	0.214	4.85	0.079	2.57	11.4	8.9	40	0.4	14.4	2.9	0.2	1	12	14.5	<0.1
REP 1473736	QC																				
1473750	Rock Pulp	0.060	6.7	59	1.31	452	0.365	6.33	2.273	0.86	0.8	24.3	15	1.5	12.5	3.7	0.2	<1	15	12.3	<0.1
REP 1473750	QC																				
1473765	Rock	0.023	13.9	79	0.19	1821	0.204	5.92	0.111	2.33	1.0	11.1	28	0.3	11.3	2.6	0.1	1	20	15.1	<0.1
REP 1473765	QC	0.023	15.2	78	0.19	1812	0.205	6.07	0.105	2.34	1.0	11.6	30	0.2	11.9	2.6	0.2	1	20	15.7	<0.1
1473770	Rock	0.014	6.5	26	0.12	2037	0.126	5.79	2.427	0.90	1.9	6.6	11	0.4	9.6	1.7	0.1	<1	13	16.8	<0.1
REP 1473770	QC																				
1473785	Rock	0.050	35.2	86	0.29	1593	0.232	6.62	0.984	2.36	3.9	11.2	65	0.3	14.0	5.3	0.2	2	17	14.8	<0.1
REP 1473785	QC																				
1473800	Rock Pulp	0.062	9.5	55	1.38	542	0.366	6.97	2.501	1.00	1.0	26.9	20	1.7	14.9	4.1	0.3	1	16	15.1	<0.1
REP 1473800	QC	0.069	10.1	55	1.38	572	0.361	6.92	2.409	0.96	1.0	28.3	20	1.8	15.5	4.2	0.3	<1	16	15.1	<0.1
1473804	Rock	0.064	38.5	58	0.30	1225	0.314	5.57	1.388	1.52	0.4	11.8	73	0.2	13.7	7.0	0.4	2	11	5.3	<0.1
REP 1473804	QC																				
1473819	Rock	0.021	15.2	52	0.55	2132	0.257	4.72	1.186	1.19	0.1	8.2	29	0.4	8.2	4.2	0.3	1	8	8.4	<0.1
REP 1473819	QC																				
1473833	Rock	0.038	20.6	10	0.40	1311	0.232	6.47	3.817	0.89	1.1	4.2	41	0.6	10.7	3.5	0.2	<1	12	7.3	<0.1
REP 1473833	QC	0.041	20.5	10	0.40	1226	0.228	6.56	3.797	0.90	0.9	4.0	39	0.7	10.6	3.4	0.2	<1	13	6.5	<0.1
1473834	Rock	0.047	20.6	16	1.13	1410	0.392	6.73	3.148	1.76	0.8	4.4	39	1.4	10.8	6.5	0.4	<1	15	11.6	<0.1
REP 1473834	QC																				
Core Reject Duplicates																					
1473713	Rock	0.053	36.5	50	0.25	2140	0.147	5.88	0.075	2.68	5.3	9.1	75	0.2	7.7	2.9	0.1	2	9	32.4	<0.1

This report supersedes all previous preliminary and final reports with this file number dated prior to the date on this certificate. Signature indicates final approval; preliminary reports are unsigned and should be used for reference only.

BUREAU VERITAS
MINERAL LABORATORIES
Canada

www.bureauveritas.com/um

Bureau Veritas Commodities Canada Ltd.
9050 Shaughnessy St Vancouver British Columbia V6P 6E5 Canada
PHONE (604) 253-3158

Client: **Goldstrike Resources Ltd.**
1010 - 1130 West Pender St.
Vancouver British Columbia V6E 4A4 Canada

Project: LUC
Report Date: October 10, 2018

QUALITY CONTROL REPORT WHI18000668.1

	Method	MA200	MA200	MA200	MA200	MA200	MA200	MA200	AQ200
	Analyte	Rb	Hf	In	Re	Se	Te	Tl	Hg
	Unit	ppm	ppm	ppm	ppm	ppm	ppm	ppm	ppm
	MDL	0.1	0.1	0.05	0.005	1	0.5	0.5	0.01
Pulp Duplicates									
1473703	Rock	54.4	0.3	0.06	<0.005	<1	<0.5	<0.5	0.33
REP 1473703	QC								
1473716	Rock	37.3	0.3	<0.05	<0.005	<1	<0.5	<0.5	0.26
REP 1473716	QC								0.27
1473730	Rock	37.8	0.3	<0.05	<0.005	<1	0.7	<0.5	1.39
REP 1473730	QC	39.1	0.3	<0.05	<0.005	<1	1.1	<0.5	
1473736	Rock	65.7	0.3	0.06	<0.005	<1	<0.5	<0.5	0.67
REP 1473736	QC								
1473750	Rock Pulp	13.5	0.8	<0.05	<0.005	<1	<0.5	<0.5	0.03
REP 1473750	QC								0.03
1473765	Rock	49.5	0.3	0.05	<0.005	2	0.5	<0.5	0.10
REP 1473765	QC	51.3	0.3	0.05	<0.005	3	<0.5	<0.5	
1473770	Rock	22.2	0.3	<0.05	<0.005	<1	0.5	<0.5	0.01
REP 1473770	QC								
1473785	Rock	73.0	0.3	<0.05	<0.005	2	<0.5	<0.5	0.03
REP 1473785	QC								0.04
1473800	Rock Pulp	22.8	0.9	0.05	<0.005	<1	<0.5	<0.5	0.01
REP 1473800	QC	24.2	1.0	<0.05	<0.005	<1	<0.5	<0.5	
1473804	Rock	54.1	0.4	<0.05	<0.005	1	<0.5	<0.5	<0.01
REP 1473804	QC								
1473819	Rock	36.8	0.3	<0.05	<0.005	<1	<0.5	<0.5	<0.01
REP 1473819	QC								<0.01
1473833	Rock	29.7	0.2	<0.05	<0.005	<1	<0.5	<0.5	<0.01
REP 1473833	QC	29.1	0.2	<0.05	<0.005	<1	<0.5	<0.5	
1473834	Rock	65.3	0.2	0.06	<0.005	<1	<0.5	<0.5	<0.01
REP 1473834	QC								
Core Reject Duplicates									
1473713	Rock	55.6	0.3	<0.05	<0.005	<1	<0.5	<0.5	0.49

This report supersedes all previous preliminary and final reports with this file number dated prior to the date on this certificate. Signature indicates final approval; preliminary reports are unsigned and should be used for reference only.

BUREAU VERITAS
MINERAL LABORATORIES
Canada

www.bureauveritas.com/um

Bureau Veritas Commodities Canada Ltd.
9050 Shaughnessy St Vancouver British Columbia V6P 6E5 Canada
PHONE (604) 253-3158

Client: **Goldstrike Resources Ltd.**
1010 - 1130 West Pender St.
Vancouver British Columbia V6E 4A4 Canada

Project: LUC
Report Date: October 10, 2018

QUALITY CONTROL REPORT WHI18000668.1

		WGHT	FA350	MA200	MA200	MA200	MA200	MA200	MA200	MA200	MA200	MA200	MA200	MA200	MA200	MA200	MA200	MA200	MA200	MA200	MA200
		Wgt	Au	Mo	Cu	Pb	Zn	Ag	Ni	Co	Mn	Fe	As	U	Th	Sr	Cd	Sb	Bi	V	Ca
		kg	ppb	ppm	ppm	ppm	ppm	ppm	ppm	ppm	ppm	%	ppm	ppm	ppm	ppm	ppm	ppm	ppm	ppm	%
		0.01	2	0.1	0.1	0.1	1	0.1	0.1	0.2	1	0.01	1	0.1	0.1	1	0.1	0.1	0.1	1	0.01
DUP 1473713	QC		17	2.4	31.4	10.4	114	0.1	45.3	14.1	667	4.71	16	0.7	13.3	163	0.2	16.9	<0.1	152	0.14
1473747	Rock	2.73	5	2.3	80.9	27.0	138	0.2	48.0	16.3	404	4.65	26	2.8	15.3	122	0.2	5.3	<0.1	196	0.17
DUP 1473747	QC		4	2.5	80.4	27.1	140	0.2	46.8	16.1	408	4.80	27	2.8	15.8	122	0.2	5.3	<0.1	198	0.18
1473781	Rock	4.22	3	2.0	106.3	7.4	116	0.3	112.9	19.6	337	3.97	23	0.7	6.9	158	<0.1	1.0	<0.1	137	0.69
DUP 1473781	QC		3	1.8	105.3	7.0	114	0.3	108.8	18.1	300	3.93	23	0.6	6.2	146	<0.1	0.9	<0.1	134	0.57
1473815	Rock	3.15	<2	0.3	42.6	5.3	58	<0.1	20.2	10.3	969	2.46	15	0.7	2.9	128	<0.1	<0.1	<0.1	71	0.61
DUP 1473815	QC		<2	0.4	44.5	5.4	68	<0.1	20.0	10.0	939	2.41	14	0.6	2.9	128	<0.1	<0.1	<0.1	71	0.63
Reference Materials																					
STD DS11	Standard																				
STD DS11	Standard																				
STD DS11	Standard																				
STD DS11	Standard																				
STD OREAS25A-4A	Standard			2.3	34.5	24.9	43	<0.1	45.3	7.8	474	6.54	9	2.8	15.2	44	<0.1	0.6	0.3	161	0.28
STD OREAS25A-4A	Standard			2.4	33.9	23.8	40	<0.1	45.8	7.6	459	6.39	9	2.8	13.9	41	<0.1	0.6	0.3	159	0.24
STD OREAS25A-4A	Standard			2.5	33.4	26.1	43	<0.1	45.1	8.4	486	6.48	10	2.7	15.0	45	<0.1	0.6	0.3	160	0.29
STD OREAS25A-4A	Standard			2.2	33.3	24.5	43	<0.1	43.9	7.4	537	6.60	11	2.7	14.8	54	<0.1	0.6	0.4	162	0.27
STD OREAS25A-4A	Standard			2.6	33.5	25.3	42	<0.1	46.0	7.2	490	6.58	11	2.6	14.0	47	<0.1	0.8	0.4	165	0.26
STD OREAS25A-4A	Standard			2.6	37.2	26.6	43	<0.1	49.1	8.7	498	6.57	11	2.9	17.0	49	<0.1	0.7	0.4	155	0.31
STD OREAS45EA	Standard																				
STD OREAS45EA	Standard																				
STD OREAS45EA	Standard																				
STD OREAS45EA	Standard																				
STD OREAS45E	Standard			2.3	772.5	19.1	47	0.3	471.8	60.5	544	23.90	16	2.5	13.7	16	<0.1	1.2	0.3	322	0.06
STD OREAS45E	Standard			2.3	774.8	18.9	46	0.3	477.2	60.3	537	24.34	17	2.6	11.9	16	<0.1	1.1	0.3	324	0.07
STD OREAS45E	Standard			2.4	780.6	17.8	51	0.3	487.5	57.9	642	24.23	18	2.3	12.6	19	<0.1	1.2	0.3	332	0.05
STD OREAS45E	Standard			2.5	778.0	19.6	47	0.3	488.5	60.8	573	24.64	18	2.6	14.4	17	<0.1	1.1	0.4	326	0.07
STD OXC145	Standard		208																		
STD OXC145	Standard		212																		
STD OXC145	Standard		207																		

This report supersedes all previous preliminary and final reports with this file number dated prior to the date on this certificate. Signature indicates final approval; preliminary reports are unsigned and should be used for reference only.

BUREAU VERITAS
MINERAL LABORATORIES
Canada

www.bureauveritas.com/um

Bureau Veritas Commodities Canada Ltd.
9050 Shaughnessy St Vancouver British Columbia V6P 6E5 Canada
PHONE (604) 253-3158

Client: **Goldstrike Resources Ltd.**
1010 - 1130 West Pender St.
Vancouver British Columbia V6E 4A4 Canada

Project: LUC
Report Date: October 10, 2018

QUALITY CONTROL REPORT WHI18000668.1

		MA200 P % 0.001	MA200 La ppm 0.1	MA200 Cr ppm 1	MA200 Mg % 0.01	MA200 Ba ppm 1	MA200 Ti % 0.001	MA200 Al % 0.01	MA200 Na % 0.001	MA200 K % 0.01	MA200 W ppm 0.1	MA200 Zr ppm 0.1	MA200 Ce ppm 1	MA200 Sn ppm 0.1	MA200 Y ppm 0.1	MA200 Nb ppm 0.1	MA200 Ta ppm 0.1	MA200 Be ppm 1	MA200 Sc ppm 1	MA200 Li ppm 0.1	MA200 S % 0.1
DUP 1473713	QC	0.049	38.5	58	0.25	2454	0.167	6.20	0.077	2.62	6.5	9.9	80	0.2	8.6	3.4	0.1	1	10	36.0	<0.1
1473747	Rock	0.098	42.3	106	0.30	1746	0.357	7.12	0.082	2.68	0.3	19.6	81	0.6	16.4	10.4	0.6	2	14	11.6	<0.1
DUP 1473747	QC	0.100	41.2	112	0.31	1772	0.356	7.48	0.088	2.74	0.2	20.4	83	0.6	17.0	10.2	0.5	2	14	11.1	<0.1
1473781	Rock	0.042	22.5	124	0.17	717	0.099	4.50	0.038	0.88	<0.1	12.4	42	0.2	5.2	0.7	<0.1	2	12	28.4	<0.1
DUP 1473781	QC	0.031	20.6	118	0.17	650	0.089	4.26	0.038	0.85	<0.1	11.0	40	0.2	4.4	0.6	<0.1	2	11	27.5	<0.1
1473815	Rock	0.033	11.2	24	0.64	3717	0.224	3.58	0.730	0.98	0.3	3.5	21	0.3	15.9	3.3	0.2	<1	11	7.1	<0.1
DUP 1473815	QC	0.030	10.4	23	0.63	3547	0.220	3.65	0.728	0.96	0.2	3.9	21	0.4	16.0	3.3	0.2	1	10	7.6	<0.1
Reference Materials																					
STD DS11	Standard																				
STD DS11	Standard																				
STD DS11	Standard																				
STD DS11	Standard																				
STD OREAS25A-4A	Standard	0.045	20.2	113	0.34	147	0.948	9.00	0.114	0.49	1.8	150.1	45	4.6	9.3	19.4	1.4	1	13	36.7	<0.1
STD OREAS25A-4A	Standard	0.045	18.1	112	0.31	142	0.933	8.31	0.110	0.46	1.9	150.6	40	3.6	9.2	19.6	1.5	1	11	35.5	<0.1
STD OREAS25A-4A	Standard	0.047	19.3	124	0.33	147	0.929	8.80	0.116	0.49	2.1	150.6	42	4.0	8.9	19.7	1.5	1	12	36.8	<0.1
STD OREAS25A-4A	Standard	0.048	21.0	109	0.33	155	0.928	9.17	0.126	0.51	1.7	155.4	48	3.9	9.7	19.2	1.4	<1	13	40.4	<0.1
STD OREAS25A-4A	Standard	0.050	17.5	109	0.33	148	0.898	8.46	0.129	0.49	1.9	151.0	42	4.0	9.3	18.9	1.4	<1	13	39.3	<0.1
STD OREAS25A-4A	Standard	0.050	24.7	114	0.35	160	0.923	9.44	0.141	0.48	2.0	162.5	52	3.9	11.1	20.9	1.5	1	13	39.8	<0.1
STD OREAS45EA	Standard																				
STD OREAS45EA	Standard																				
STD OREAS45EA	Standard																				
STD OREAS45EA	Standard																				
STD OREAS45E	Standard	0.031	11.2	1019	0.16	258	0.536	6.86	0.052	0.33	1.0	93.9	24	1.4	7.3	6.0	0.5	1	85	7.0	<0.1
STD OREAS45E	Standard	0.033	7.6	1043	0.15	251	0.542	6.83	0.054	0.35	1.1	93.8	19	1.2	6.6	6.2	0.6	<1	93	6.6	<0.1
STD OREAS45E	Standard	0.034	10.8	984	0.17	261	0.564	7.03	0.059	0.36	1.1	101.9	25	1.5	8.1	6.2	0.6	1	97	7.4	<0.1
STD OREAS45E	Standard	0.033	12.1	1039	0.16	276	0.549	7.21	0.061	0.35	1.1	100.6	25	1.4	7.9	6.6	0.6	<1	93	7.1	<0.1
STD OXC145	Standard																				
STD OXC145	Standard																				
STD OXC145	Standard																				

This report supersedes all previous preliminary and final reports with this file number dated prior to the date on this certificate. Signature indicates final approval; preliminary reports are unsigned and should be used for reference only.

BUREAU VERITAS
MINERAL LABORATORIES
Canada

www.bureauveritas.com/um

Bureau Veritas Commodities Canada Ltd.
9050 Shaughnessy St Vancouver British Columbia V6P 6E5 Canada
PHONE (604) 253-3158

Client: **Goldstrike Resources Ltd.**
1010 - 1130 West Pender St.
Vancouver British Columbia V6E 4A4 Canada

Project: LUC
Report Date: October 10, 2018

QUALITY CONTROL REPORT WHI18000668.1

		MA200 Rb ppm 0.1	MA200 Hf ppm 0.1	MA200 In ppm 0.05	MA200 Re ppm 0.005	MA200 Se ppm 1	MA200 Te ppm 0.5	MA200 Tl ppm 0.5	AQ200 Hg ppm 0.01
DUP 1473713	QC	52.0	0.2	<0.05	0.006	1	<0.5	<0.5	0.59
1473747	Rock	92.4	0.5	<0.05	<0.005	2	<0.5	<0.5	0.46
DUP 1473747	QC	92.3	0.6	0.06	<0.005	3	<0.5	<0.5	0.56
1473781	Rock	35.0	0.3	<0.05	<0.005	2	<0.5	<0.5	0.12
DUP 1473781	QC	34.8	0.3	<0.05	<0.005	2	<0.5	<0.5	0.13
1473815	Rock	37.7	0.1	<0.05	<0.005	<1	<0.5	<0.5	<0.01
DUP 1473815	QC	36.1	0.1	0.06	<0.005	<1	<0.5	<0.5	<0.01
Reference Materials									
STD DS11	Standard								0.25
STD DS11	Standard								0.28
STD DS11	Standard								0.30
STD DS11	Standard								0.28
STD OREAS25A-4A	Standard	55.7	4.0	<0.05	<0.005	<1	<0.5	<0.5	
STD OREAS25A-4A	Standard	53.2	4.0	0.08	<0.005	2	<0.5	<0.5	
STD OREAS25A-4A	Standard	57.0	4.2	0.06	<0.005	3	<0.5	<0.5	
STD OREAS25A-4A	Standard	59.0	4.7	0.07	<0.005	<1	<0.5	<0.5	
STD OREAS25A-4A	Standard	51.8	4.0	0.07	<0.005	3	<0.5	<0.5	
STD OREAS25A-4A	Standard	66.8	4.6	0.12	<0.005	4	<0.5	<0.5	
STD OREAS45EA	Standard								<0.01
STD OREAS45EA	Standard								<0.01
STD OREAS45EA	Standard								0.03
STD OREAS45EA	Standard								0.02
STD OREAS45E	Standard	20.9	2.9	0.10	<0.005	2	<0.5	<0.5	
STD OREAS45E	Standard	19.4	2.8	0.14	<0.005	2	<0.5	<0.5	
STD OREAS45E	Standard	22.0	3.0	0.07	<0.005	1	<0.5	<0.5	
STD OREAS45E	Standard	22.9	3.1	0.14	<0.005	3	<0.5	<0.5	
STD OXC145	Standard								
STD OXC145	Standard								
STD OXC145	Standard								

This report supersedes all previous preliminary and final reports with this file number dated prior to the date on this certificate. Signature indicates final approval; preliminary reports are unsigned and should be used for reference only.

BUREAU VERITAS
MINERAL LABORATORIES
Canada

www.bureauveritas.com/um

Bureau Veritas Commodities Canada Ltd.
9050 Shaughnessy St Vancouver British Columbia V6P 6E5 Canada
PHONE (604) 253-3158

Client: **Goldstrike Resources Ltd.**
1010 - 1130 West Pender St.
Vancouver British Columbia V6E 4A4 Canada

Project: LUC
Report Date: October 10, 2018

QUALITY CONTROL REPORT WHI18000668.1

		WGHT	FA350	MA200	MA200	MA200	MA200	MA200	MA200	MA200	MA200	MA200	MA200	MA200	MA200	MA200	MA200	MA200	MA200	MA200	MA200
		Wgt	Au	Mo	Cu	Pb	Zn	Ag	Ni	Co	Mn	Fe	As	U	Th	Sr	Cd	Sb	Bi	V	Ca
		kg	ppb	ppm	ppm	ppm	ppm	ppm	ppm	ppm	ppm	%	ppm	ppm	ppm	ppm	ppm	ppm	ppm	ppm	%
		0.01	2	0.1	0.1	0.1	1	0.1	0.1	0.2	1	0.01	1	0.1	0.1	1	0.1	0.1	0.1	1	0.01
STD OXC145	Standard		206																		
STD OXC145	Standard		202																		
STD OXH139	Standard		1378																		
STD OXH139	Standard		1296																		
STD OXH139	Standard		1356																		
STD OXH139	Standard		1322																		
STD OXH139	Standard		1284																		
STD DS11 Expected																					
STD OREAS25A-4A Expected				2.55	33.9	25.2	44.4		45.8	8.2	470	6.6	9.94	2.94	15.8	48.5		0.67	0.35	157	0.309
STD OREAS45E Expected				2.4	780	18.2	46.7	0.311	454	57	570	24.12	16.3	2.41	12.9	15.9	0.06	1	0.28	322	0.065
STD OXC145 Expected			212																		
STD OXH139 Expected			1312																		
BLK	Blank																				
BLK	Blank		2																		
BLK	Blank		<2																		
BLK	Blank																				
BLK	Blank																				
BLK	Blank																				
BLK	Blank			<0.1	0.1	<0.1	<1	<0.1	<0.1	<0.2	<1	<0.01	<1	<0.1	<0.1	<1	<0.1	<0.1	<0.1	<1	<0.01
BLK	Blank			<0.1	<0.1	<0.1	<1	<0.1	<0.1	<0.2	<1	<0.01	<1	<0.1	<0.1	<1	<0.1	<0.1	<0.1	<1	<0.01
BLK	Blank			<0.1	0.4	<0.1	<1	<0.1	<0.1	<0.2	<1	<0.01	1	<0.1	<0.1	<1	<0.1	<0.1	<0.1	<1	<0.01
BLK	Blank			<0.1	<0.1	<0.1	<1	<0.1	<0.1	<0.2	<1	<0.01	<1	<0.1	<0.1	2	<0.1	0.4	<0.1	<1	<0.01
BLK	Blank			<0.1	<0.1	<0.1	<1	<0.1	<0.1	<0.2	<1	<0.01	<1	<0.1	<0.1	<1	<0.1	<0.1	<0.1	<1	<0.01
BLK	Blank		<2																		
BLK	Blank		<2																		
BLK	Blank		2																		
BLK	Blank		<2																		
BLK	Blank		<2																		
BLK	Blank		2																		

This report supersedes all previous preliminary and final reports with this file number dated prior to the date on this certificate. Signature indicates final approval; preliminary reports are unsigned and should be used for reference only.

BUREAU VERITAS
MINERAL LABORATORIES
Canada

www.bureauveritas.com/um

Bureau Veritas Commodities Canada Ltd.
9050 Shaughnessy St Vancouver British Columbia V6P 6E5 Canada
PHONE (604) 253-3158

Client: **Goldstrike Resources Ltd.**
1010 - 1130 West Pender St.
Vancouver British Columbia V6E 4A4 Canada

Project: LUC
Report Date: October 10, 2018

QUALITY CONTROL REPORT WHI18000668.1

		MA200 P % 0.001	MA200 La ppm 0.1	MA200 Cr ppm 1	MA200 Mg % 0.01	MA200 Ba ppm 1	MA200 Ti % 0.001	MA200 Al % 0.01	MA200 Na % 0.001	MA200 K % 0.01	MA200 W ppm 0.1	MA200 Zr ppm 0.1	MA200 Ce ppm 1	MA200 Sn ppm 0.1	MA200 Y ppm 0.1	MA200 Nb ppm 0.1	MA200 Ta ppm 0.1	MA200 Be ppm 1	MA200 Sc ppm 1	MA200 Li ppm 0.1	MA200 S % 0.1
STD OXC145	Standard																				
STD OXC145	Standard																				
STD OXH139	Standard																				
STD OXH139	Standard																				
STD OXH139	Standard																				
STD OXH139	Standard																				
STD OXH139	Standard																				
STD DS11 Expected																					
STD OREAS25A-4A Expected		0.048	21.8	115	0.327	147	0.977	8.87	0.134	0.482	2	155	48.9	4.06	10.5	20.9	1.5	0.93	13.7	36.7	0.047
STD OREAS45E Expected		0.034	11	979	0.156	252	0.559	6.78	0.059	0.324	1.07	97	23.5	1.32	8.28	6.8	0.54		93	6.58	0.046
STD OXC145 Expected																					
STD OXH139 Expected																					
BLK	Blank																				
BLK	Blank																				
BLK	Blank																				
BLK	Blank																				
BLK	Blank																				
BLK	Blank																				
BLK	Blank	<0.001	<0.1	<1	<0.01	<1	<0.001	<0.01	0.004	<0.01	<0.1	<0.1	<1	<0.1	<0.1	<0.1	<0.1	<1	<1	<0.1	<0.1
BLK	Blank	<0.001	<0.1	<1	<0.01	1	<0.001	<0.01	0.004	<0.01	<0.1	<0.1	<1	<0.1	<0.1	<0.1	<0.1	<1	<1	<0.1	<0.1
BLK	Blank	<0.001	<0.1	<1	<0.01	<1	<0.001	<0.01	0.002	<0.01	<0.1	<0.1	<1	<0.1	<0.1	<0.1	<0.1	<1	<1	<0.1	<0.1
BLK	Blank	<0.001	<0.1	<1	<0.01	<1	<0.001	<0.01	0.003	<0.01	<0.1	<0.1	<1	<0.1	<0.1	<0.1	<0.1	<1	<1	<0.1	<0.1
BLK	Blank	<0.001	<0.1	<1	<0.01	2	<0.001	<0.01	<0.001	<0.01	<0.1	0.1	<1	<0.1	<0.1	<0.1	<0.1	<1	<1	<0.1	<0.1
BLK	Blank																				
BLK	Blank																				
BLK	Blank																				
BLK	Blank																				
BLK	Blank																				
BLK	Blank																				

This report supersedes all previous preliminary and final reports with this file number dated prior to the date on this certificate. Signature indicates final approval; preliminary reports are unsigned and should be used for reference only.

BUREAU VERITAS
MINERAL LABORATORIES
Canada

www.bureauveritas.com/um

Bureau Veritas Commodities Canada Ltd.
9050 Shaughnessy St Vancouver British Columbia V6P 6E5 Canada
PHONE (604) 253-3158

Client: **Goldstrike Resources Ltd.**
1010 - 1130 West Pender St.
Vancouver British Columbia V6E 4A4 Canada

Project: LUC
Report Date: October 10, 2018

QUALITY CONTROL REPORT WHI18000668.1

		MA200 Rb ppm 0.1	MA200 Hf ppm 0.1	MA200 In ppm 0.05	MA200 Re ppm 0.005	MA200 Se ppm 1	MA200 Te ppm 0.5	MA200 Tl ppm 0.5	AQ200 Hg ppm 0.01
STD OXC145	Standard								
STD OXC145	Standard								
STD OXH139	Standard								
STD OXH139	Standard								
STD OXH139	Standard								
STD OXH139	Standard								
STD OXH139	Standard								
STD DS11 Expected									0.26
STD OREAS25A-4A Expected		61	4.28	0.09		2.5		0.35	
STD OREAS45E Expected		21.2	3.11	0.099		2.97	0.1	0.15	
STD OXC145 Expected									
STD OXH139 Expected									
BLK	Blank								<0.01
BLK	Blank								
BLK	Blank								
BLK	Blank								<0.01
BLK	Blank								0.01
BLK	Blank								0.02
BLK	Blank	<0.1	<0.1	<0.05	<0.005	<1	<0.5	<0.5	
BLK	Blank	<0.1	<0.1	<0.05	<0.005	<1	<0.5	<0.5	
BLK	Blank	<0.1	<0.1	<0.05	<0.005	<1	<0.5	<0.5	
BLK	Blank	0.2	<0.1	<0.05	<0.005	<1	<0.5	<0.5	
BLK	Blank	<0.1	<0.1	<0.05	<0.005	<1	<0.5	<0.5	
BLK	Blank								
BLK	Blank								
BLK	Blank								
BLK	Blank								
BLK	Blank								
BLK	Blank								

This report supersedes all previous preliminary and final reports with this file number dated prior to the date on this certificate. Signature indicates final approval; preliminary reports are unsigned and should be used for reference only.

BUREAU VERITAS
MINERAL LABORATORIES
Canada

www.bureauveritas.com/um

Bureau Veritas Commodities Canada Ltd.

9050 Shaughnessy St Vancouver British Columbia V6P 6E5 Canada
PHONE (604) 253-3158

Client: **Goldstrike Resources Ltd.**
1010 - 1130 West Pender St.
Vancouver British Columbia V6E 4A4 Canada

Project: LUC
Report Date: October 10, 2018

QUALITY CONTROL REPORT WHI18000668.1

		WGHT	FA350	MA200	MA200	MA200	MA200	MA200	MA200	MA200	MA200	MA200	MA200	MA200	MA200	MA200	MA200	MA200	MA200	MA200	MA200
		Wgt	Au	Mo	Cu	Pb	Zn	Ag	Ni	Co	Mn	Fe	As	U	Th	Sr	Cd	Sb	Bi	V	Ca
		kg	ppb	ppm	ppm	ppm	ppm	ppm	ppm	ppm	ppm	%	ppm	ppm	ppm	ppm	ppm	ppm	ppm	ppm	%
		0.01	2	0.1	0.1	0.1	1	0.1	0.1	0.2	1	0.01	1	0.1	0.1	1	0.1	0.1	0.1	1	0.01
BLK	Blank		<2																		
BLK	Blank		2																		
Prep Wash																					
ROCK-WHI	Prep Blank		<2	3.3	7.9	3.0	39	<0.1	1.1	4.3	675	1.90	2	1.1	2.6	181	<0.1	<0.1	<0.1	32	1.46
ROCK-WHI	Prep Blank		<2	1.4	6.7	3.3	43	<0.1	1.1	4.1	659	1.94	2	1.1	2.6	173	<0.1	0.2	<0.1	32	1.25

This report supersedes all previous preliminary and final reports with this file number dated prior to the date on this certificate. Signature indicates final approval; preliminary reports are unsigned and should be used for reference only.

BUREAU VERITAS
MINERAL LABORATORIES
Canada

www.bureauveritas.com/um

Bureau Veritas Commodities Canada Ltd.
9050 Shaughnessy St Vancouver British Columbia V6P 6E5 Canada
PHONE (604) 253-3158

Client: **Goldstrike Resources Ltd.**
1010 - 1130 West Pender St.
Vancouver British Columbia V6E 4A4 Canada

Project: LUC
Report Date: October 10, 2018

QUALITY CONTROL REPORT WHI18000668.1

		MA200 P % 0.001	MA200 La ppm 0.1	MA200 Cr ppm 1	MA200 Mg % 0.01	MA200 Ba ppm 1	MA200 Ti % 0.001	MA200 Al % 0.01	MA200 Na % 0.001	MA200 K % 0.01	MA200 W ppm 0.1	MA200 Zr ppm 0.1	MA200 Ce ppm 1	MA200 Sn ppm 0.1	MA200 Y ppm 0.1	MA200 Nb ppm 0.1	MA200 Ta ppm 0.1	MA200 Be ppm 1	MA200 Sc ppm 1	MA200 Li ppm 0.1	MA200 S % 0.1
BLK	Blank																				
BLK	Blank																				
Prep Wash																					
ROCK-WHI	Prep Blank	0.037	10.5	2	0.48	859	0.199	6.55	3.131	1.77	0.3	57.1	21	0.8	13.6	5.4	0.4	<1	6	2.1	<0.1
ROCK-WHI	Prep Blank	0.041	9.6	2	0.51	855	0.199	6.53	3.212	1.71	0.3	56.7	20	0.7	13.6	5.4	0.4	<1	6	2.5	<0.1

This report supersedes all previous preliminary and final reports with this file number dated prior to the date on this certificate. Signature indicates final approval; preliminary reports are unsigned and should be used for reference only.

BUREAU VERITAS
MINERAL LABORATORIES
Canada

www.bureauveritas.com/um

Bureau Veritas Commodities Canada Ltd.
9050 Shaughnessy St Vancouver British Columbia V6P 6E5 Canada
PHONE (604) 253-3158

Client: **Goldstrike Resources Ltd.**
1010 - 1130 West Pender St.
Vancouver British Columbia V6E 4A4 Canada

Project: LUC
Report Date: October 10, 2018

QUALITY CONTROL REPORT WHI18000668.1

		MA200 Rb ppm 0.1	MA200 Hf ppm 0.1	MA200 In ppm 0.05	MA200 Re ppm 0.005	MA200 Se ppm 1	MA200 Te ppm 0.5	MA200 Tl ppm 0.5	AQ200 Hg ppm 0.01
BLK	Blank								
BLK	Blank								
Prep Wash									
ROCK-WHI	Prep Blank	32.1	1.8	<0.05	<0.005	<1	<0.5	<0.5	<0.01
ROCK-WHI	Prep Blank	31.3	1.7	<0.05	<0.005	<1	<0.5	<0.5	<0.01

This report supersedes all previous preliminary and final reports with this file number dated prior to the date on this certificate. Signature indicates final approval; preliminary reports are unsigned and should be used for reference only.

BUREAU VERITAS
MINERAL LABORATORIES
Canada

www.bureauveritas.com/um

Bureau Veritas Commodities Canada Ltd.
9050 Shaughnessy St Vancouver British Columbia V6P 6E5 Canada
PHONE (604) 253-3158

Client: **Goldstrike Resources Ltd.**
1010 - 1130 West Pender St.
Vancouver British Columbia V6E 4A4 Canada

Submitted By:	Email Distribution List
Receiving Lab:	Canada-Whitehorse
Received:	August 17, 2018
Report Date:	October 11, 2018
Page:	1 of 6

CERTIFICATE OF ANALYSIS WHI18000669.1

CLIENT JOB INFORMATION

Project:	LUC
Shipment ID:	LSTR-18-04
P.O. Number	
Number of Samples:	124

SAMPLE DISPOSAL

STOR-PLP	Store After 90 days Invoice for Storage
STOR-RJT	Store After 60 days Invoice for Storage

Bureau Veritas does not accept responsibility for samples left at the laboratory after 90 days without prior written instructions for sample storage or return.

SAMPLE PREPARATION AND ANALYTICAL PROCEDURES

Procedure Code	Number of Samples	Code Description	Test Wgt (g)	Report Status	Lab
PRP70-250	114	Crush, split and pulverize 250 g rock to 200 mesh			WHI
SLBHP	10	Sort, label and box pulps			WHI
FA350-Au	124	50g Fire assay fusion Au by ICP-ES	50	Completed	VAN
EN002	124	Environmental disposal charge-Fire assay lead waste			VAN
MA200	124	4 Acid digestion ICP-MS analysis	0.25	Completed	VAN
AQ200-HG	124	Hg by AR digestion ICP-MS analysis	0.5	Completed	VAN
SHP01	124	Per sample shipping charges for branch shipments			VAN

ADDITIONAL COMMENTS

Invoice To: Luckystrike Resources Ltd.
1010 – 1130 West Pender Street
Vancouver British Columbia V6E 4A4
Canada

CC:

BRITISH COLUMBIA CERTIFIED ASSAYER
Marcus Lau
MARCUS LAU
Production Manager

This report supersedes all previous preliminary and final reports with this file number dated prior to the date on this certificate. Signature indicates final approval; preliminary reports are unsigned and should be used for reference only.
All results are considered the confidential property of the client. Bureau Veritas assumes the liabilities for actual cost of analysis only. Results apply to samples as submitted.
"*" asterisk indicates that an analytical result could not be provided due to unusually high levels of interference from other elements.

BUREAU VERITAS
MINERAL LABORATORIES
Canada

www.bureauveritas.com/um

Bureau Veritas Commodities Canada Ltd.

9050 Shaughnessy St Vancouver British Columbia V6P 6E5 Canada
PHONE (604) 253-3158

Client: **Goldstrike Resources Ltd.**
1010 - 1130 West Pender St.
Vancouver British Columbia V6E 4A4 Canada

Project: LUC
Report Date: October 11, 2018

CERTIFICATE OF ANALYSIS WHI18000669.1

	Method	WGHT	FA350	MA200	MA200	MA200	MA200	MA200	MA200	MA200	MA200	MA200	MA200	MA200	MA200	MA200	MA200	MA200	MA200	MA200	MA200
	Analyte	Wgt	Au	Mo	Cu	Pb	Zn	Ag	Ni	Co	Mn	Fe	As	U	Th	Sr	Cd	Sb	Bi	V	Ca
	Unit	kg	ppb	ppm	ppm	ppm	ppm	ppm	ppm	ppm	ppm	%	ppm	ppm	ppm	ppm	ppm	ppm	ppm	ppm	%
	MDL	0.01	2	0.1	0.1	0.1	1	0.1	0.1	0.2	1	0.01	1	0.1	0.1	1	0.1	0.1	0.1	1	0.01
1473837	Rock	3.09	3	0.2	16.0	10.2	23	<0.1	10.5	5.0	253	1.26	4	0.1	1.5	406	0.1	0.1	<0.1	25	2.01
1473838	Rock	3.12	4	0.3	41.1	9.4	99	<0.1	40.8	16.1	572	4.44	8	1.1	13.2	144	0.3	0.2	<0.1	155	1.03
1473839	Rock	2.77	14	0.3	28.9	8.4	55	0.1	15.3	8.9	470	2.72	5	0.5	6.3	143	0.2	0.1	<0.1	67	0.51
1473840	Rock	3.00	9	0.4	13.7	11.6	66	0.1	19.5	9.2	1150	3.44	3	0.3	4.5	110	0.2	<0.1	<0.1	76	5.11
1473841	Rock	2.57	10	0.8	21.6	11.7	78	0.1	32.5	15.2	1068	4.08	4	0.6	5.7	103	0.3	0.2	<0.1	115	3.65
1473842	Rock	3.15	8	1.5	17.0	15.6	69	<0.1	51.0	19.7	993	4.32	4	0.8	10.0	145	0.5	0.2	<0.1	123	5.73
1473843	Rock	3.00	3	0.2	13.3	20.0	99	<0.1	10.6	10.0	452	4.05	5	0.6	13.8	159	0.2	0.2	<0.1	94	1.40
1473844	Rock	3.60	<2	0.4	13.4	26.6	100	<0.1	11.6	10.0	436	4.00	9	0.7	14.3	177	0.1	<0.1	<0.1	97	1.46
1473845	Rock	2.60	8	1.4	30.5	13.6	87	<0.1	42.8	13.7	530	4.19	10	1.2	18.9	105	0.5	0.1	<0.1	136	1.21
1473846	Rock	2.94	11	1.6	60.7	12.1	112	<0.1	50.8	13.2	366	4.18	19	1.6	14.2	119	<0.1	<0.1	<0.1	163	0.38
1473847	Rock	2.58	4	2.4	59.4	12.4	84	<0.1	40.6	13.9	379	3.73	17	1.8	14.0	163	0.2	0.1	<0.1	151	0.21
1473848	Rock	2.90	11	0.5	13.2	10.9	42	0.1	9.8	4.4	299	1.78	3	0.2	2.1	220	<0.1	0.1	<0.1	42	0.46
1473849	Rock	2.50	3	0.2	19.5	6.1	50	<0.1	50.3	16.8	654	3.44	4	0.3	1.3	303	<0.1	0.1	<0.1	95	2.88
1473850	Rock Pulp	0.05	6367	1.6	15.0	20.6	64	0.3	10.8	1.8	873	0.54	4135	2.4	1.9	200	0.5	37.9	0.4	23	23.95
1473851	Rock Pulp	0.05	6	8.4	48.8	5.7	64	<0.1	39.1	13.0	846	4.27	7	0.7	1.8	325	<0.1	1.1	<0.1	123	2.88
1473852	Rock	2.48	3	0.3	43.5	7.2	93	<0.1	97.2	29.1	833	5.78	6	0.7	3.9	244	<0.1	0.1	<0.1	185	3.28
1473853	Rock	4.24	4	0.2	40.3	6.8	99	<0.1	83.7	27.6	989	5.38	20	0.6	4.5	232	<0.1	<0.1	<0.1	178	2.53
1473854	Rock	4.02	5	0.3	26.7	10.4	77	<0.1	68.5	17.7	660	3.56	4	0.6	6.4	262	0.1	<0.1	0.8	105	1.37
1473855	Rock	2.57	2	0.2	21.2	10.4	56	<0.1	25.4	7.7	393	2.76	3	0.7	8.6	225	<0.1	<0.1	<0.1	94	0.98
1473856	Rock	2.57	5	0.1	13.5	12.3	72	<0.1	20.6	13.0	733	3.61	4	1.0	6.0	191	0.1	<0.1	<0.1	100	3.32
1473857	Rock	2.58	2	0.2	19.5	10.7	72	<0.1	22.9	13.7	688	3.63	5	1.1	7.7	174	<0.1	0.1	<0.1	117	3.16
1473858	Rock	2.99	4	0.2	19.3	11.9	44	<0.1	15.1	5.7	614	2.73	4	0.5	6.9	57	<0.1	0.3	<0.1	49	0.38
1473859	Rock	2.66	2	0.2	7.9	7.5	20	<0.1	8.6	2.6	263	1.55	3	0.3	5.9	79	<0.1	0.3	<0.1	30	0.25
1473860	Rock	3.23	3	0.2	24.1	7.5	10	<0.1	4.4	1.6	132	1.09	3	0.1	0.7	379	<0.1	<0.1	<0.1	16	0.70
1473861	Rock	4.47	4	0.8	39.4	9.6	82	<0.1	41.6	13.2	494	3.47	13	1.1	10.5	130	0.2	0.3	<0.1	126	0.66
1473862	Rock	3.80	2	0.4	14.2	11.7	22	<0.1	10.3	4.4	131	1.27	7	0.3	3.0	390	<0.1	<0.1	<0.1	37	0.91
1473863	Rock	2.94	5	1.9	27.0	7.6	39	<0.1	22.3	5.6	150	2.26	18	0.7	6.9	294	<0.1	<0.1	<0.1	77	0.47
1473864	Rock	4.19	4	10.0	33.7	13.2	28	<0.1	16.8	4.3	131	1.63	13	0.4	2.8	397	<0.1	0.1	<0.1	45	0.78
1473865	Rock	2.81	30	6.5	42.4	13.5	81	0.1	37.8	13.8	569	4.39	10	1.6	7.7	111	0.3	0.2	<0.1	95	0.22
1473866	Rock	3.64	16	53.6	35.8	42.4	134	0.2	57.1	28.2	1112	6.47	11	1.8	5.3	159	0.2	0.4	0.2	217	0.58

This report supersedes all previous preliminary and final reports with this file number dated prior to the date on this certificate. Signature indicates final approval; preliminary reports are unsigned and should be used for reference only.

BUREAU VERITAS MINERAL LABORATORIES Canada

www.bureauveritas.com/um

Bureau Veritas Commodities Canada Ltd.

9050 Shaughnessy St Vancouver British Columbia V6P 6E5 Canada
PHONE (604) 253-3158

Client: **Goldstrike Resources Ltd.**
1010 - 1130 West Pender St.
Vancouver British Columbia V6E 4A4 Canada

Project: LUC
Report Date: October 11, 2018

CERTIFICATE OF ANALYSIS WHI18000669.1

	Method	MA200	MA200	MA200	MA200	MA200	MA200	MA200	MA200	MA200	MA200	MA200	MA200	MA200	MA200	MA200	MA200	MA200	MA200	MA200	MA200
	Analyte	P	La	Cr	Mg	Ba	Ti	Al	Na	K	W	Zr	Ce	Sn	Y	Nb	Ta	Be	Sc	Li	S
	Unit	%	ppm	ppm	%	ppm	%	%	%	%	ppm	ppm	ppm	ppm	ppm	ppm	ppm	ppm	ppm	ppm	%
	MDL	0.001	0.1	1	0.01	1	0.001	0.01	0.001	0.01	0.1	0.1	1	0.1	0.1	0.1	0.1	1	1	0.1	0.1
1473837	Rock	0.018	4.2	10	0.25	1852	0.108	6.86	3.427	0.90	0.3	2.8	9	0.1	5.5	2.0	0.1	<1	3	8.8	<0.1
1473838	Rock	0.059	36.5	82	1.02	1830	0.415	7.26	1.295	2.11	0.3	4.4	73	0.3	24.5	7.7	0.4	2	16	12.6	<0.1
1473839	Rock	0.037	19.3	26	0.54	1692	0.207	7.11	3.662	1.48	2.3	6.1	42	0.6	10.9	4.0	0.2	1	9	11.4	<0.1
1473840	Rock	0.041	19.2	21	0.36	788	0.166	6.14	4.746	0.56	2.0	3.3	38	0.6	15.6	2.5	0.1	<1	12	6.6	<0.1
1473841	Rock	0.071	21.1	91	0.68	749	0.275	7.07	4.322	1.09	2.2	5.4	44	0.9	16.3	3.9	0.2	<1	16	10.1	<0.1
1473842	Rock	0.138	37.6	46	0.59	918	0.448	6.61	3.574	1.28	5.1	3.2	74	0.6	24.0	9.0	0.5	1	15	9.1	<0.1
1473843	Rock	0.152	44.5	27	0.88	1610	0.602	7.53	1.957	2.63	1.8	1.1	89	0.6	22.5	12.4	0.6	<1	14	16.7	<0.1
1473844	Rock	0.139	36.8	27	0.89	1754	0.706	7.54	1.582	2.46	0.3	1.3	80	0.4	19.0	14.7	0.7	<1	15	9.9	<0.1
1473845	Rock	0.081	47.5	69	0.46	1084	0.430	7.29	2.440	1.58	7.2	3.9	97	0.4	23.6	9.0	0.5	1	12	6.8	<0.1
1473846	Rock	0.070	36.5	100	0.65	1682	0.384	6.60	0.476	1.77	0.3	4.6	72	0.6	22.4	8.1	0.4	1	15	10.2	<0.1
1473847	Rock	0.059	36.2	77	0.31	1560	0.288	5.80	0.127	1.75	0.2	6.6	73	0.3	20.8	5.7	0.3	<1	13	6.7	<0.1
1473848	Rock	0.042	5.6	13	0.25	670	0.129	7.33	4.334	1.53	0.7	2.9	12	0.4	6.8	3.1	0.2	<1	6	9.6	<0.1
1473849	Rock	0.031	3.8	80	1.77	475	0.295	8.33	3.729	0.78	0.4	3.9	9	0.4	10.6	1.2	<0.1	1	14	9.3	<0.1
1473850	Rock Pulp	0.017	17.5	13	5.84	60	0.053	1.06	0.018	0.28	6.7	17.6	17	0.5	11.1	2.4	0.1	<1	2	25.7	<0.1
1473851	Rock Pulp	0.064	8.4	56	1.37	537	0.372	7.41	2.641	0.95	0.9	26.9	19	1.6	16.9	4.2	0.3	1	15	14.0	<0.1
1473852	Rock	0.107	12.4	167	2.75	661	0.380	7.96	1.645	0.90	0.1	5.8	27	1.0	23.1	1.9	0.1	2	23	15.1	<0.1
1473853	Rock	0.085	14.1	146	2.46	664	0.278	7.37	1.532	0.90	0.2	6.0	31	0.7	20.4	1.2	<0.1	2	19	15.0	<0.1
1473854	Rock	0.053	19.6	105	1.29	1221	0.321	6.41	2.145	0.94	<0.1	5.0	41	0.5	18.2	3.9	0.2	1	13	13.4	<0.1
1473855	Rock	0.062	22.4	44	0.76	2453	0.338	5.50	1.699	1.72	0.4	4.9	46	0.2	14.1	6.3	0.3	2	9	9.6	<0.1
1473856	Rock	0.053	15.1	74	1.18	1975	0.373	7.53	1.892	1.64	0.4	12.5	33	0.8	17.1	8.7	0.6	2	17	7.4	<0.1
1473857	Rock	0.063	19.2	81	1.11	1683	0.384	7.40	1.744	1.83	0.3	11.7	42	0.9	17.8	10.0	0.6	1	17	7.5	<0.1
1473858	Rock	0.052	26.1	29	0.32	868	0.167	6.35	2.417	1.97	3.2	6.1	56	1.2	16.6	5.3	0.4	1	17	10.9	<0.1
1473859	Rock	0.028	21.7	7	0.14	616	0.127	5.61	2.921	1.81	3.0	4.4	45	0.9	9.6	3.6	0.2	<1	5	6.3	<0.1
1473860	Rock	0.017	2.7	4	0.07	919	0.047	7.43	4.549	0.88	0.9	2.3	5	<0.1	2.8	0.9	<0.1	<1	1	9.2	<0.1
1473861	Rock	0.079	31.4	71	0.57	1609	0.356	5.64	1.255	1.74	0.9	10.2	64	0.7	22.0	8.8	0.5	<1	12	10.2	<0.1
1473862	Rock	0.031	8.1	15	0.18	2262	0.111	6.85	3.153	1.21	0.1	4.5	16	<0.1	4.9	2.2	0.1	<1	3	6.7	<0.1
1473863	Rock	0.027	19.8	36	0.24	1261	0.191	6.47	3.136	1.17	0.3	4.4	39	0.1	6.6	3.5	0.2	1	5	5.7	<0.1
1473864	Rock	0.029	8.4	17	0.15	3940	0.110	6.85	3.019	1.55	0.3	3.8	17	<0.1	4.8	1.8	<0.1	<1	2	6.9	<0.1
1473865	Rock	0.057	17.1	48	0.29	544	0.280	4.80	1.301	0.97	0.8	9.6	36	0.2	14.8	4.9	0.3	2	10	8.1	<0.1
1473866	Rock	0.134	21.1	169	0.52	720	0.583	8.38	1.583	2.08	0.4	7.6	51	1.2	28.1	4.2	0.3	2	26	11.7	<0.1

This report supersedes all previous preliminary and final reports with this file number dated prior to the date on this certificate. Signature indicates final approval; preliminary reports are unsigned and should be used for reference only.

BUREAU VERITAS
MINERAL LABORATORIES
Canada

www.bureauveritas.com/um

Bureau Veritas Commodities Canada Ltd.

9050 Shaughnessy St Vancouver British Columbia V6P 6E5 Canada
PHONE (604) 253-3158

Client: **Goldstrike Resources Ltd.**
1010 - 1130 West Pender St.
Vancouver British Columbia V6E 4A4 Canada

Project: LUC
Report Date: October 11, 2018

CERTIFICATE OF ANALYSIS WHI18000669.1

	Method	MA200	MA200	MA200	MA200	MA200	MA200	MA200	AQ200
	Analyte	Rb	Hf	In	Re	Se	Te	Tl	Hg
	Unit	ppm	ppm	ppm	ppm	ppm	ppm	ppm	ppm
	MDL	0.1	0.1	0.05	0.005	1	0.5	0.5	0.01
1473837	Rock	19.6	0.1	<0.05	<0.005	<1	<0.5	<0.5	<0.01
1473838	Rock	71.1	0.2	0.08	<0.005	2	<0.5	<0.5	<0.01
1473839	Rock	42.6	0.2	<0.05	<0.005	<1	<0.5	<0.5	<0.01
1473840	Rock	11.5	0.1	<0.05	0.008	2	<0.5	<0.5	<0.01
1473841	Rock	35.1	0.2	<0.05	<0.005	1	0.6	<0.5	<0.01
1473842	Rock	48.7	0.1	<0.05	<0.005	<1	29.2	<0.5	<0.01
1473843	Rock	86.9	<0.1	<0.05	<0.005	<1	<0.5	<0.5	<0.01
1473844	Rock	84.9	<0.1	0.07	<0.005	1	<0.5	<0.5	<0.01
1473845	Rock	48.8	0.1	0.05	<0.005	<1	<0.5	<0.5	<0.01
1473846	Rock	64.0	0.2	<0.05	<0.005	2	<0.5	<0.5	<0.01
1473847	Rock	54.4	0.2	<0.05	<0.005	2	<0.5	<0.5	<0.01
1473848	Rock	35.0	<0.1	<0.05	<0.005	<1	<0.5	<0.5	<0.01
1473849	Rock	14.9	0.1	<0.05	<0.005	1	<0.5	<0.5	<0.01
1473850	Rock Pulp	20.5	0.4	<0.05	<0.005	1	3.9	15.8	4.59
1473851	Rock Pulp	19.0	1.1	<0.05	<0.005	1	<0.5	<0.5	0.02
1473852	Rock	25.1	0.2	0.06	<0.005	<1	<0.5	<0.5	<0.01
1473853	Rock	30.5	0.2	0.05	<0.005	1	0.5	<0.5	<0.01
1473854	Rock	43.0	0.2	<0.05	<0.005	<1	<0.5	<0.5	<0.01
1473855	Rock	57.8	0.2	<0.05	<0.005	<1	<0.5	<0.5	<0.01
1473856	Rock	37.1	0.5	<0.05	<0.005	2	<0.5	<0.5	<0.01
1473857	Rock	46.8	0.4	0.05	<0.005	<1	<0.5	<0.5	<0.01
1473858	Rock	44.8	0.2	0.08	<0.005	<1	<0.5	<0.5	<0.01
1473859	Rock	34.6	0.2	<0.05	<0.005	<1	<0.5	<0.5	<0.01
1473860	Rock	18.1	<0.1	<0.05	<0.005	<1	<0.5	<0.5	<0.01
1473861	Rock	58.2	0.4	0.07	<0.005	<1	<0.5	<0.5	<0.01
1473862	Rock	32.4	0.1	<0.05	<0.005	<1	<0.5	<0.5	<0.01
1473863	Rock	36.5	0.1	<0.05	<0.005	<1	<0.5	<0.5	<0.01
1473864	Rock	36.5	<0.1	<0.05	<0.005	<1	<0.5	<0.5	<0.01
1473865	Rock	44.3	0.3	0.06	<0.005	2	<0.5	<0.5	<0.01
1473866	Rock	86.8	0.2	0.08	<0.005	<1	0.8	0.6	0.02

This report supersedes all previous preliminary and final reports with this file number dated prior to the date on this certificate. Signature indicates final approval; preliminary reports are unsigned and should be used for reference only.

BUREAU VERITAS
MINERAL LABORATORIES
Canada

www.bureauveritas.com/um

Bureau Veritas Commodities Canada Ltd.

9050 Shaughnessy St Vancouver British Columbia V6P 6E5 Canada
PHONE (604) 253-3158

Client: **Goldstrike Resources Ltd.**
1010 - 1130 West Pender St.
Vancouver British Columbia V6E 4A4 Canada

Project: LUC
Report Date: October 11, 2018

CERTIFICATE OF ANALYSIS WHI18000669.1

	Method	WGHT	FA350	MA200	MA200	MA200	MA200	MA200	MA200	MA200	MA200	MA200	MA200	MA200	MA200	MA200	MA200	MA200	MA200	MA200	MA200
	Analyte	Wgt	Au	Mo	Cu	Pb	Zn	Ag	Ni	Co	Mn	Fe	As	U	Th	Sr	Cd	Sb	Bi	V	Ca
	Unit	kg	ppb	ppm	ppm	ppm	ppm	ppm	ppm	ppm	ppm	%	ppm	ppm	ppm	ppm	ppm	ppm	ppm	ppm	%
	MDL	0.01	2	0.1	0.1	0.1	1	0.1	0.1	0.2	1	0.01	1	0.1	0.1	1	0.1	0.1	0.1	1	0.01
1473867	Rock	4.24	10	84.5	42.3	83.0	94	0.2	39.2	26.6	1353	5.64	8	1.8	8.0	136	0.3	0.6	0.3	135	0.49
1473868	Rock	3.11	3	3.9	31.2	17.8	63	0.1	24.2	11.9	294	3.65	4	0.9	6.6	207	0.1	0.2	<0.1	105	0.36
1473869	Rock	4.61	8	0.5	11.0	8.5	23	<0.1	11.4	4.5	340	2.16	3	0.4	4.0	116	<0.1	0.2	<0.1	28	0.25
1473870	Rock	3.03	16	0.6	23.2	11.1	24	<0.1	13.0	4.6	441	2.39	4	0.6	7.6	78	<0.1	0.2	<0.1	36	0.24
1473871	Rock	4.87	9	2.2	79.7	15.3	108	0.1	119.2	33.9	1175	6.50	13	1.2	3.5	93	0.1	0.8	<0.1	165	8.47
1473872	Rock	3.04	9	2.5	8.1	15.3	71	<0.1	65.2	17.4	1596	4.59	19	0.8	6.0	66	1.0	0.3	<0.1	111	8.88
1473873	Rock	3.42	41	5.0	11.5	20.5	66	0.2	43.3	11.7	749	3.18	13	0.6	5.3	94	0.5	0.3	0.3	82	4.82
1473874	Rock	3.86	101	2.4	10.2	13.8	34	0.5	24.6	9.1	527	2.50	14	0.4	5.6	67	0.1	0.3	<0.1	41	1.09
1473875	Rock Pulp	0.05	8	7.7	46.6	5.6	55	0.1	36.6	12.2	852	4.33	6	0.8	2.0	340	0.2	1.0	<0.1	123	2.93
1473876	Rock Pulp	0.05	916	13.2	9593.7	18.5	115	3.2	587.6	18.6	885	7.72	6	0.3	1.6	140	0.2	15.2	0.7	95	2.08
1473877	Rock	3.81	86	1.1	13.9	10.6	32	1.0	23.2	7.2	500	2.15	5	0.3	6.3	108	0.2	0.2	<0.1	52	0.24
1473878	Rock	4.03	157	1.6	10.8	12.8	35	1.2	19.8	6.3	331	2.27	4	0.4	6.2	101	<0.1	0.2	<0.1	53	0.23
1473879	Rock	3.53	278	2.6	16.7	9.5	25	2.0	17.8	6.2	218	2.04	4	0.3	2.6	116	<0.1	0.1	<0.1	45	0.14
1473880	Rock	3.63	498	2.7	13.9	11.1	28	2.6	20.5	6.8	177	2.53	5	0.5	5.0	107	<0.1	<0.1	<0.1	54	0.15
1473881	Rock	3.38	362	3.8	19.3	10.2	41	1.8	20.5	9.1	801	2.95	4	0.4	6.7	132	0.4	0.2	<0.1	57	1.95
1473882	Rock	3.02	144	3.6	17.2	10.3	60	1.1	24.7	12.5	944	3.25	6	0.5	10.5	77	0.4	0.2	<0.1	77	3.35
1473883	Rock	3.35	41	3.2	19.2	9.8	62	0.3	21.8	10.7	864	3.06	7	0.4	6.5	97	0.3	0.3	<0.1	75	5.19
1473884	Rock	3.46	21	2.4	22.8	11.9	94	0.2	27.3	19.9	892	5.04	7	0.4	4.3	123	0.2	0.4	<0.1	188	7.34
1473885	Rock	3.38	15	1.0	46.9	6.9	98	<0.1	33.0	28.1	1240	6.05	3	0.6	1.3	266	0.1	0.2	<0.1	214	10.11
1473886	Rock	2.41	4	1.4	23.1	6.3	107	<0.1	38.6	24.5	1382	5.99	3	0.6	1.7	229	0.3	0.2	<0.1	228	7.44
1473887	Rock	2.89	10	2.6	55.0	17.5	153	0.1	27.0	35.0	1262	8.31	6	1.5	4.6	179	0.2	0.4	0.4	367	4.47
1473888	Rock	3.64	14	2.1	43.2	3.2	65	0.1	12.1	20.0	1264	5.63	3	0.5	1.0	91	0.2	0.3	<0.1	186	6.87
1473889	Rock	2.67	3	0.7	57.9	3.0	89	<0.1	18.2	26.6	1189	6.14	2	0.4	1.4	140	<0.1	0.3	<0.1	193	5.96
1473890	Rock	2.42	<2	0.2	64.1	3.5	90	<0.1	19.7	26.4	997	6.15	2	0.4	0.8	219	<0.1	0.4	<0.1	207	4.50
1473891	Rock	2.67	4	0.5	50.4	2.8	94	<0.1	20.1	25.5	980	6.00	<1	0.3	1.0	166	<0.1	0.2	<0.1	199	4.40
1473892	Rock	2.60	16	0.8	54.8	4.3	68	0.2	21.8	26.2	1068	5.42	2	0.4	1.0	139	0.1	0.2	<0.1	189	5.20
1473893	Rock	3.74	4	0.9	41.8	5.0	59	<0.1	15.4	23.4	894	4.17	2	0.3	0.9	243	<0.1	0.2	<0.1	134	5.47
1473894	Rock	2.88	2	1.2	53.9	3.6	127	<0.1	62.6	29.0	1504	7.49	7	0.9	2.7	287	0.2	0.2	<0.1	159	6.59
1473895	Rock	3.04	2	1.5	36.0	5.1	70	<0.1	21.8	15.2	894	3.86	4	0.4	0.6	456	0.1	0.2	<0.1	119	5.21
1473896	Rock	3.52	2	2.1	18.4	7.9	40	<0.1	20.3	10.8	774	2.30	3	0.8	1.9	640	0.3	<0.1	<0.1	57	10.14

This report supersedes all previous preliminary and final reports with this file number dated prior to the date on this certificate. Signature indicates final approval; preliminary reports are unsigned and should be used for reference only.

BUREAU VERITAS
MINERAL LABORATORIES
Canada

www.bureauveritas.com/um

Bureau Veritas Commodities Canada Ltd.

9050 Shaughnessy St Vancouver British Columbia V6P 6E5 Canada
PHONE (604) 253-3158

Client: **Goldstrike Resources Ltd.**
1010 - 1130 West Pender St.
Vancouver British Columbia V6E 4A4 Canada

Project: LUC
Report Date: October 11, 2018

CERTIFICATE OF ANALYSIS WHI18000669.1

	Method	MA200	MA200	MA200	MA200	MA200	MA200	MA200	MA200	MA200	MA200	MA200	MA200	MA200	MA200	MA200	MA200	MA200	MA200	MA200	MA200
	Analyte	P	La	Cr	Mg	Ba	Ti	Al	Na	K	W	Zr	Ce	Sn	Y	Nb	Ta	Be	Sc	Li	S
	Unit	%	ppm	ppm	%	ppm	%	%	%	%	ppm	ppm	ppm	ppm	ppm	ppm	ppm	ppm	ppm	ppm	%
	MDL	0.001	0.1	1	0.01	1	0.001	0.01	0.001	0.01	0.1	0.1	1	0.1	0.1	0.1	0.1	1	1	0.1	0.1
1473867	Rock	0.115	30.2	74	0.34	1274	0.444	8.29	2.562	1.73	1.0	16.4	63	1.3	27.0	8.0	0.4	1	20	8.0	<0.1
1473868	Rock	0.050	19.6	52	0.26	2087	0.353	7.23	3.673	1.54	0.6	8.8	39	0.7	9.8	6.3	0.4	<1	11	5.3	<0.1
1473869	Rock	0.045	13.1	13	0.10	532	0.104	6.87	4.970	0.85	1.3	5.2	28	0.7	7.7	2.8	0.1	1	5	2.8	<0.1
1473870	Rock	0.042	26.6	15	0.10	1006	0.120	4.95	2.662	1.36	1.4	5.3	54	0.7	10.6	3.6	0.2	<1	7	3.2	<0.1
1473871	Rock	0.065	13.7	114	0.47	1265	0.241	5.92	1.540	1.12	0.7	4.8	28	0.6	17.6	1.3	<0.1	1	17	8.8	<0.1
1473872	Rock	0.061	20.8	67	0.18	519	0.118	5.30	3.571	0.85	1.4	8.3	41	0.1	15.7	1.3	<0.1	<1	19	4.9	<0.1
1473873	Rock	0.044	17.2	50	0.18	348	0.149	5.25	3.643	0.33	1.9	9.6	33	0.3	14.1	2.3	0.1	<1	11	4.8	<0.1
1473874	Rock	0.034	19.5	25	0.06	335	0.084	5.48	4.394	0.19	1.1	5.7	39	0.2	9.5	1.9	0.1	<1	7	4.0	<0.1
1473875	Rock Pulp	0.062	9.9	53	1.39	503	0.348	7.32	2.569	0.93	0.7	25.6	21	1.6	15.9	3.7	0.2	<1	15	13.8	<0.1
1473876	Rock Pulp	0.057	3.6	627	1.04	103	0.116	4.80	0.186	2.90	2.7	11.8	7	1.6	5.4	4.2	0.2	<1	7	9.0	1.2
1473877	Rock	0.031	18.6	33	0.11	420	0.113	5.87	3.938	0.58	0.9	5.9	39	<0.1	5.6	1.3	<0.1	<1	6	5.5	<0.1
1473878	Rock	0.028	20.5	28	0.15	415	0.112	4.33	2.347	0.54	0.9	8.3	41	0.2	6.0	2.1	<0.1	<1	5	6.2	<0.1
1473879	Rock	0.016	9.1	23	0.11	258	0.081	4.37	2.605	0.44	0.7	7.6	18	0.1	3.7	1.1	<0.1	<1	4	5.0	<0.1
1473880	Rock	0.021	16.9	37	0.14	299	0.102	5.11	3.396	0.55	0.8	10.1	33	0.1	4.6	1.8	<0.1	<1	5	4.4	<0.1
1473881	Rock	0.061	21.2	27	0.14	399	0.125	5.76	3.699	0.56	1.6	7.6	43	0.4	10.2	2.8	0.1	<1	7	5.6	<0.1
1473882	Rock	0.053	33.9	52	0.23	447	0.199	6.24	3.232	0.90	3.1	9.2	67	0.8	14.3	4.5	0.3	<1	12	7.3	<0.1
1473883	Rock	0.043	19.6	38	0.27	425	0.159	6.02	2.856	0.88	1.5	7.2	39	0.7	12.5	4.3	0.3	<1	10	8.2	<0.1
1473884	Rock	0.067	16.9	54	0.74	483	0.431	5.44	2.165	1.05	0.7	9.6	35	0.8	17.9	4.0	0.2	<1	21	6.7	<0.1
1473885	Rock	0.160	10.1	92	1.05	1243	0.505	5.23	1.725	1.19	0.4	10.8	28	1.2	20.5	5.2	0.3	<1	25	7.1	<0.1
1473886	Rock	0.127	12.5	114	1.72	687	0.474	5.78	2.391	1.06	0.6	11.0	30	1.2	21.8	4.6	0.2	<1	29	5.6	<0.1
1473887	Rock	0.241	28.2	133	1.36	911	0.805	6.88	1.729	2.09	0.4	15.2	67	2.1	28.7	8.0	0.4	1	44	13.0	<0.1
1473888	Rock	0.033	5.8	71	0.56	428	0.183	6.57	3.672	0.69	2.0	5.8	11	0.3	11.2	1.4	<0.1	<1	31	7.5	<0.1
1473889	Rock	0.033	5.4	94	2.05	511	0.244	6.96	2.510	0.89	1.6	5.8	12	0.5	10.4	2.5	0.1	<1	36	12.0	<0.1
1473890	Rock	0.034	5.3	105	2.39	519	0.270	7.56	1.920	0.80	0.4	5.8	12	0.4	10.3	2.4	0.1	<1	39	13.2	<0.1
1473891	Rock	0.037	4.6	109	2.21	431	0.269	7.28	2.293	0.81	0.4	5.5	10	0.4	9.5	2.6	0.2	<1	35	12.1	<0.1
1473892	Rock	0.023	4.6	88	1.88	512	0.196	7.37	3.506	0.74	1.2	4.3	10	0.4	8.4	1.9	0.1	<1	34	11.5	<0.1
1473893	Rock	0.041	4.5	36	1.28	483	0.271	7.79	4.307	0.41	1.0	4.9	9	0.3	7.1	4.3	0.3	<1	23	7.4	<0.1
1473894	Rock	0.224	29.8	98	2.55	923	0.997	6.68	0.952	0.60	0.2	11.8	64	1.2	34.6	31.9	1.8	1	21	8.2	<0.1
1473895	Rock	0.063	6.8	39	1.52	841	0.311	6.82	2.184	0.48	0.3	5.0	13	0.4	9.9	6.4	0.3	<1	17	7.5	<0.1
1473896	Rock	0.036	10.2	26	0.39	386	0.131	5.18	3.327	0.31	0.6	4.0	18	0.3	10.4	3.5	0.2	<1	7	7.1	<0.1

This report supersedes all previous preliminary and final reports with this file number dated prior to the date on this certificate. Signature indicates final approval; preliminary reports are unsigned and should be used for reference only.

BUREAU VERITAS
MINERAL LABORATORIES
Canada

www.bureauveritas.com/um

Bureau Veritas Commodities Canada Ltd.

9050 Shaughnessy St Vancouver British Columbia V6P 6E5 Canada
PHONE (604) 253-3158

Client: **Goldstrike Resources Ltd.**
1010 - 1130 West Pender St.
Vancouver British Columbia V6E 4A4 Canada

Project: LUC
Report Date: October 11, 2018

CERTIFICATE OF ANALYSIS WHI18000669.1

	Method	MA200	MA200	MA200	MA200	MA200	MA200	MA200	AQ200
	Analyte	Rb	Hf	In	Re	Se	Te	Tl	Hg
	Unit	ppm	ppm	ppm	ppm	ppm	ppm	ppm	ppm
	MDL	0.1	0.1	0.05	0.005	1	0.5	0.5	0.01
1473867	Rock	60.8	0.7	0.10	<0.005	2	1.1	0.5	0.03
1473868	Rock	42.2	0.5	0.06	<0.005	2	<0.5	<0.5	<0.01
1473869	Rock	16.8	0.1	<0.05	<0.005	<1	<0.5	<0.5	<0.01
1473870	Rock	30.5	0.2	0.05	<0.005	1	<0.5	<0.5	<0.01
1473871	Rock	39.9	0.2	0.09	<0.005	2	0.8	<0.5	<0.01
1473872	Rock	14.3	0.2	0.06	0.006	1	11.3	<0.5	0.10
1473873	Rock	11.1	0.2	<0.05	<0.005	<1	8.2	<0.5	0.09
1473874	Rock	5.0	0.2	<0.05	<0.005	2	1.1	<0.5	0.02
1473875	Rock Pulp	21.6	0.9	<0.05	<0.005	<1	0.5	<0.5	0.01
1473876	Rock Pulp	57.3	0.4	0.19	0.015	8	0.6	<0.5	1.43
1473877	Rock	16.5	0.2	<0.05	<0.005	1	1.7	<0.5	0.05
1473878	Rock	17.6	0.2	<0.05	<0.005	1	1.5	<0.5	0.02
1473879	Rock	14.8	0.2	<0.05	<0.005	<1	1.8	<0.5	0.01
1473880	Rock	15.5	0.3	<0.05	<0.005	<1	2.5	<0.5	0.02
1473881	Rock	16.1	0.2	<0.05	<0.005	1	2.3	<0.5	0.02
1473882	Rock	26.6	0.3	<0.05	<0.005	<1	1.4	<0.5	0.02
1473883	Rock	29.4	0.3	<0.05	<0.005	<1	0.7	<0.5	<0.01
1473884	Rock	44.5	0.5	0.09	<0.005	2	0.8	<0.5	0.01
1473885	Rock	55.6	0.6	0.08	<0.005	1	1.9	<0.5	<0.01
1473886	Rock	49.4	0.6	0.08	<0.005	<1	1.3	<0.5	<0.01
1473887	Rock	84.9	1.0	0.21	<0.005	<1	0.5	0.6	<0.01
1473888	Rock	22.1	0.2	<0.05	<0.005	<1	<0.5	<0.5	<0.01
1473889	Rock	23.7	0.3	0.05	<0.005	<1	<0.5	<0.5	<0.01
1473890	Rock	25.5	0.4	0.06	<0.005	<1	<0.5	<0.5	<0.01
1473891	Rock	26.1	0.4	<0.05	<0.005	<1	<0.5	<0.5	<0.01
1473892	Rock	20.2	0.2	<0.05	<0.005	<1	0.7	<0.5	<0.01
1473893	Rock	11.3	0.2	<0.05	<0.005	<1	0.8	<0.5	<0.01
1473894	Rock	15.3	0.5	0.10	<0.005	<1	0.8	<0.5	<0.01
1473895	Rock	12.0	0.2	<0.05	<0.005	<1	0.9	<0.5	<0.01
1473896	Rock	10.5	0.2	<0.05	<0.005	<1	1.5	<0.5	0.01

This report supersedes all previous preliminary and final reports with this file number dated prior to the date on this certificate. Signature indicates final approval; preliminary reports are unsigned and should be used for reference only.

BUREAU VERITAS
MINERAL LABORATORIES
Canada

www.bureauveritas.com/um

Bureau Veritas Commodities Canada Ltd.

9050 Shaughnessy St Vancouver British Columbia V6P 6E5 Canada
PHONE (604) 253-3158

Client: **Goldstrike Resources Ltd.**
1010 - 1130 West Pender St.
Vancouver British Columbia V6E 4A4 Canada

Project: LUC
Report Date: October 11, 2018

CERTIFICATE OF ANALYSIS WHI18000669.1

	Method	WGHT	FA350	MA200	MA200	MA200	MA200	MA200	MA200	MA200	MA200	MA200	MA200	MA200	MA200	MA200	MA200	MA200	MA200	MA200	MA200
	Analyte	Wgt	Au	Mo	Cu	Pb	Zn	Ag	Ni	Co	Mn	Fe	As	U	Th	Sr	Cd	Sb	Bi	V	Ca
	Unit	kg	ppb	ppm	ppm	ppm	ppm	ppm	ppm	ppm	ppm	%	ppm	ppm	ppm	ppm	ppm	ppm	ppm	ppm	%
	MDL	0.01	2	0.1	0.1	0.1	1	0.1	0.1	0.2	1	0.01	1	0.1	0.1	1	0.1	0.1	0.1	1	0.01
1473897	Rock	2.28	2	0.5	55.2	7.4	63	<0.1	39.7	23.1	969	4.15	<1	0.4	1.8	268	0.1	0.1	<0.1	116	4.58
1473898	Rock	2.91	<2	1.1	25.5	5.2	81	<0.1	46.3	22.8	847	4.54	<1	0.5	1.7	185	0.1	<0.1	<0.1	127	4.15
1473899	Rock	4.44	3	10.0	80.2	27.6	86	0.1	44.0	21.9	1073	4.69	1	0.8	3.2	93	<0.1	0.1	0.2	163	3.98
1473900	Rock Pulp	0.05	5	8.0	47.0	5.7	61	<0.1	39.7	15.0	885	4.40	5	0.7	1.9	340	0.1	1.0	<0.1	125	2.98
1473901	Rock Pulp	0.05	6466	1.5	13.5	21.0	58	0.2	11.4	1.7	811	0.52	4063	2.3	2.0	194	0.5	33.2	0.4	22	24.30
1473902	Rock	3.00	3	32.7	78.9	22.7	61	0.2	16.6	12.4	856	3.56	5	0.9	3.7	60	0.2	0.1	0.2	102	4.78
1473903	Rock	3.22	17	8.2	29.1	15.0	44	0.4	13.3	12.6	970	3.18	4	0.7	3.0	40	0.2	<0.1	<0.1	92	5.79
1473904	Rock	3.85	10	4.7	28.1	15.1	75	0.3	28.3	20.9	900	4.87	8	1.1	4.7	80	0.2	0.1	<0.1	149	4.10
1473905	Rock	3.60	346	12.5	17.4	67.4	55	1.9	20.4	19.0	1096	4.18	21	0.9	3.3	75	0.3	0.2	0.3	92	4.08
1473906	Rock	3.57	40	7.6	21.6	80.4	53	0.5	20.1	16.2	849	3.76	9	0.8	3.9	98	0.2	0.1	0.3	102	4.14
1473907	Rock	3.71	80	13.3	25.7	115.9	47	1.2	8.4	16.2	1249	4.51	12	0.6	1.1	59	0.4	<0.1	0.3	56	7.91
1473908	Rock	3.23	81	7.8	112.7	81.4	44	1.2	8.7	12.6	730	3.15	4	0.5	1.7	52	0.2	0.1	0.3	72	4.23
1473909	Rock	3.23	85	6.4	41.5	53.5	62	1.0	8.2	19.4	1343	5.06	3	0.7	2.6	217	0.2	0.2	0.2	91	7.48
1473910	Rock	3.33	69	6.8	25.4	30.8	50	0.8	6.9	14.2	1034	4.16	4	0.6	2.8	58	0.2	<0.1	0.1	64	4.77
1473911	Rock	3.27	12	1.5	4.0	11.5	19	<0.1	2.9	5.1	550	1.62	7	0.2	0.3	240	<0.1	<0.1	<0.1	26	4.50
1473912	Rock	3.07	16	1.9	4.4	16.6	15	0.1	2.9	4.5	481	1.47	3	0.2	0.1	237	<0.1	<0.1	<0.1	16	3.58
1473913	Rock	3.66	4	1.7	8.7	11.7	41	<0.1	7.9	8.4	544	2.60	5	0.6	2.8	258	<0.1	<0.1	<0.1	59	3.36
1473914	Rock	2.76	3	2.9	14.5	23.5	45	0.1	11.4	12.8	860	3.57	3	1.2	4.3	181	<0.1	0.1	<0.1	76	4.76
1473915	Rock	4.42	6	2.3	17.9	13.0	75	<0.1	15.6	16.9	935	4.83	6	1.3	6.3	168	0.2	0.2	<0.1	158	4.03
1473916	Rock	2.69	2	1.5	17.2	5.5	64	<0.1	13.7	23.4	854	6.09	3	1.0	3.7	411	<0.1	<0.1	<0.1	179	4.79
1473917	Rock	2.73	2	1.0	14.2	6.2	59	<0.1	4.3	13.7	727	4.45	3	1.5	7.3	248	0.1	0.1	<0.1	112	3.72
1473918	Rock	3.61	8	3.7	14.1	12.3	47	<0.1	12.6	11.4	1096	3.24	4	1.0	4.5	197	<0.1	0.2	<0.1	85	7.20
1473919	Rock	4.02	3	6.3	32.5	7.4	68	<0.1	18.1	20.2	1184	4.90	4	0.7	2.5	231	0.3	0.2	<0.1	160	6.88
1473920	Rock	3.94	3	9.1	24.2	86.4	57	0.2	16.4	18.0	1225	3.93	6	0.5	2.3	353	0.2	0.2	0.5	118	6.39
1473921	Rock	3.02	<2	1.6	37.8	6.9	79	<0.1	56.8	27.3	915	5.15	3	0.6	2.7	247	<0.1	<0.1	<0.1	158	4.75
1473922	Rock	2.88	<2	1.3	30.1	6.2	74	<0.1	54.1	23.4	955	4.99	3	0.7	3.5	273	<0.1	<0.1	<0.1	146	4.83
1473923	Rock	3.60	<2	1.3	13.7	6.0	53	<0.1	37.9	18.5	881	4.01	4	0.4	1.4	299	0.1	0.1	<0.1	117	5.06
1473924	Rock	2.90	4	1.0	2.9	5.7	13	<0.1	5.0	3.3	313	0.89	2	<0.1	<0.1	452	<0.1	<0.1	<0.1	14	2.96
1473925	Rock Pulp	0.05	38	7.3	42.8	5.4	58	0.1	36.0	12.2	832	4.28	6	0.6	1.7	313	0.1	0.8	<0.1	121	2.89
1473926	Rock Pulp	0.05	976	12.8	9420.2	18.1	120	3.2	606.0	20.0	895	7.83	6	0.3	1.4	138	0.2	15.2	0.8	94	2.12

This report supersedes all previous preliminary and final reports with this file number dated prior to the date on this certificate. Signature indicates final approval; preliminary reports are unsigned and should be used for reference only.

BUREAU VERITAS
MINERAL LABORATORIES
Canada

www.bureauveritas.com/um

Bureau Veritas Commodities Canada Ltd.

9050 Shaughnessy St Vancouver British Columbia V6P 6E5 Canada
PHONE (604) 253-3158

Client: **Goldstrike Resources Ltd.**
1010 - 1130 West Pender St.
Vancouver British Columbia V6E 4A4 Canada

Project: LUC
Report Date: October 11, 2018

CERTIFICATE OF ANALYSIS WHI18000669.1

	Method	MA200	MA200	MA200	MA200	MA200	MA200	MA200	MA200	MA200	MA200	MA200	MA200	MA200	MA200	MA200	MA200	MA200	MA200	MA200	MA200
	Analyte	P	La	Cr	Mg	Ba	Ti	Al	Na	K	W	Zr	Ce	Sn	Y	Nb	Ta	Be	Sc	Li	S
	Unit	%	ppm	ppm	%	ppm	%	%	%	%	ppm	ppm	ppm	ppm	ppm	ppm	ppm	ppm	ppm	ppm	%
	MDL	0.001	0.1	1	0.01	1	0.001	0.01	0.001	0.01	0.1	0.1	1	0.1	0.1	0.1	0.1	1	1	0.1	0.1
1473897	Rock	0.043	11.8	146	1.90	528	0.220	7.01	2.594	0.95	0.3	4.4	25	0.6	12.1	4.3	0.3	<1	21	11.1	<0.1
1473898	Rock	0.038	12.2	174	1.58	482	0.221	6.53	2.665	1.04	0.3	3.5	25	0.7	10.8	4.0	0.2	<1	24	9.0	<0.1
1473899	Rock	0.048	14.9	199	1.07	539	0.274	5.54	1.364	1.36	0.3	4.1	32	0.7	11.6	4.4	0.3	<1	25	10.4	<0.1
1473900	Rock Pulp	0.060	9.5	58	1.40	530	0.360	7.15	2.575	0.95	0.8	26.5	20	1.6	16.0	3.8	0.2	<1	16	14.1	<0.1
1473901	Rock Pulp	0.017	16.1	16	5.81	54	0.050	1.06	0.017	0.25	5.4	16.5	16	0.5	9.7	2.1	0.2	<1	1	22.6	<0.1
1473902	Rock	0.024	12.3	58	0.19	1794	0.140	3.90	2.276	0.46	0.3	4.3	24	0.3	10.4	2.6	0.2	<1	13	2.9	<0.1
1473903	Rock	0.015	11.8	48	0.14	186	0.077	3.15	2.050	0.29	0.2	3.6	19	0.5	13.1	1.0	<0.1	<1	16	2.3	<0.1
1473904	Rock	0.036	16.5	116	0.62	478	0.221	5.66	2.401	0.94	0.4	6.0	35	0.8	15.4	5.1	0.3	<1	21	6.3	<0.1
1473905	Rock	0.035	11.7	63	0.51	524	0.184	4.53	1.710	0.93	0.5	4.2	23	0.5	9.7	4.5	0.3	<1	18	5.3	<0.1
1473906	Rock	0.032	12.2	71	0.59	522	0.176	4.53	1.359	0.99	0.4	3.4	25	0.8	10.5	4.0	0.3	<1	19	6.7	<0.1
1473907	Rock	0.040	8.4	17	0.13	242	0.060	3.63	2.452	0.20	0.4	2.8	16	0.4	10.3	0.7	<0.1	<1	11	2.7	<0.1
1473908	Rock	0.032	8.8	23	0.10	235	0.099	4.52	3.368	0.27	0.7	4.6	17	0.3	7.4	1.4	<0.1	<1	13	2.0	<0.1
1473909	Rock	0.054	12.8	31	0.53	373	0.229	5.45	2.627	0.50	0.7	4.4	25	0.4	15.0	2.7	0.2	<1	19	6.6	<0.1
1473910	Rock	0.043	11.0	19	0.19	194	0.134	4.15	2.739	0.27	0.6	3.8	21	0.3	11.5	1.9	0.1	<1	11	3.5	<0.1
1473911	Rock	0.017	1.6	5	0.12	243	0.055	7.02	5.287	0.42	0.6	1.3	3	0.1	4.0	0.7	<0.1	<1	3	3.1	<0.1
1473912	Rock	0.013	1.2	2	0.06	239	0.041	5.68	4.674	0.30	0.6	0.8	2	<0.1	3.2	0.5	<0.1	<1	2	2.5	<0.1
1473913	Rock	0.038	12.0	29	0.40	420	0.171	6.79	4.241	0.84	0.7	3.1	22	0.4	9.9	3.2	0.2	1	6	8.0	<0.1
1473914	Rock	0.038	26.8	37	0.38	428	0.229	5.77	3.243	0.63	0.8	3.9	47	0.4	17.1	4.6	0.3	<1	10	6.2	<0.1
1473915	Rock	0.069	18.6	49	0.76	671	0.376	7.40	2.087	1.59	0.5	6.7	38	0.8	14.4	7.3	0.4	1	23	12.3	<0.1
1473916	Rock	0.081	13.7	69	1.80	544	0.280	7.77	0.959	1.05	0.2	4.7	29	0.8	16.1	3.6	0.3	<1	31	15.0	<0.1
1473917	Rock	0.056	15.2	19	1.03	810	0.325	7.34	2.063	1.31	0.4	5.8	28	1.0	14.8	5.4	0.3	<1	21	10.3	<0.1
1473918	Rock	0.037	15.4	26	0.34	453	0.161	6.26	3.982	0.55	1.4	4.0	29	0.4	15.2	3.6	0.2	<1	11	6.5	<0.1
1473919	Rock	0.047	14.5	85	1.16	514	0.279	6.52	2.170	0.86	0.7	3.9	30	0.8	15.9	5.5	0.4	<1	25	11.8	<0.1
1473920	Rock	0.034	12.0	70	1.03	1167	0.227	6.58	1.971	0.97	<0.1	3.9	24	0.6	13.0	4.1	0.3	<1	20	13.7	<0.1
1473921	Rock	0.053	16.5	241	2.63	723	0.306	6.79	0.831	1.08	0.1	3.4	35	1.0	14.5	5.8	0.3	<1	28	17.7	<0.1
1473922	Rock	0.046	17.2	206	2.69	665	0.284	6.49	1.094	1.05	<0.1	3.2	36	0.8	13.6	6.0	0.4	<1	25	16.4	<0.1
1473923	Rock	0.037	13.1	156	1.67	608	0.241	6.50	1.798	0.96	0.1	2.9	29	0.7	13.4	4.8	0.3	<1	23	16.2	<0.1
1473924	Rock	0.002	0.7	6	0.11	586	0.040	6.12	4.348	0.52	0.2	0.7	1	<0.1	1.5	0.6	<0.1	<1	<1	19.7	<0.1
1473925	Rock Pulp	0.057	8.5	51	1.34	470	0.361	6.62	2.306	0.89	0.7	24.7	17	1.5	14.0	3.7	0.2	<1	15	14.7	<0.1
1473926	Rock Pulp	0.065	3.2	693	1.03	55	0.125	4.83	0.203	2.83	2.5	11.6	7	1.6	4.9	4.1	0.2	<1	8	8.9	1.2

This report supersedes all previous preliminary and final reports with this file number dated prior to the date on this certificate. Signature indicates final approval; preliminary reports are unsigned and should be used for reference only.

BUREAU VERITAS
MINERAL LABORATORIES
Canada

www.bureauveritas.com/um

Bureau Veritas Commodities Canada Ltd.

9050 Shaughnessy St Vancouver British Columbia V6P 6E5 Canada
PHONE (604) 253-3158

Client: **Goldstrike Resources Ltd.**
1010 - 1130 West Pender St.
Vancouver British Columbia V6E 4A4 Canada

Project: LUC
Report Date: October 11, 2018

CERTIFICATE OF ANALYSIS WHI18000669.1

	Method	MA200	MA200	MA200	MA200	MA200	MA200	MA200	AQ200
	Analyte	Rb	Hf	In	Re	Se	Te	Tl	Hg
	Unit	ppm	ppm	ppm	ppm	ppm	ppm	ppm	ppm
	MDL	0.1	0.1	0.05	0.005	1	0.5	0.5	0.01
1473897	Rock	39.3	0.3	0.08	<0.005	<1	0.7	<0.5	<0.01
1473898	Rock	46.1	0.3	<0.05	<0.005	<1	<0.5	<0.5	<0.01
1473899	Rock	58.2	0.3	0.06	<0.005	<1	<0.5	<0.5	<0.01
1473900	Rock Pulp	22.0	0.8	0.09	<0.005	<1	<0.5	<0.5	0.01
1473901	Rock Pulp	19.5	0.4	0.05	<0.005	<1	7.1	15.3	4.46
1473902	Rock	16.6	0.2	<0.05	<0.005	<1	1.1	<0.5	<0.01
1473903	Rock	10.1	0.2	<0.05	<0.005	1	1.0	<0.5	<0.01
1473904	Rock	40.3	0.3	0.06	<0.005	<1	0.5	<0.5	<0.01
1473905	Rock	37.2	0.3	<0.05	<0.005	1	2.3	<0.5	0.02
1473906	Rock	44.3	0.2	<0.05	<0.005	<1	1.0	<0.5	<0.01
1473907	Rock	7.1	<0.1	<0.05	<0.005	3	1.8	<0.5	<0.01
1473908	Rock	8.3	0.2	<0.05	<0.005	1	2.1	<0.5	0.02
1473909	Rock	18.3	0.2	<0.05	<0.005	3	1.8	<0.5	<0.01
1473910	Rock	7.6	0.2	<0.05	<0.005	2	1.1	<0.5	<0.01
1473911	Rock	9.6	<0.1	<0.05	<0.005	<1	<0.5	<0.5	<0.01
1473912	Rock	5.9	<0.1	<0.05	<0.005	2	<0.5	<0.5	<0.01
1473913	Rock	23.4	0.1	<0.05	<0.005	1	<0.5	<0.5	<0.01
1473914	Rock	18.5	0.2	<0.05	<0.005	<1	0.6	<0.5	<0.01
1473915	Rock	57.9	0.4	<0.05	<0.005	<1	<0.5	<0.5	<0.01
1473916	Rock	26.8	0.3	<0.05	<0.005	<1	0.5	<0.5	<0.01
1473917	Rock	40.7	0.3	<0.05	<0.005	<1	<0.5	<0.5	<0.01
1473918	Rock	14.8	0.2	<0.05	<0.005	<1	0.5	<0.5	<0.01
1473919	Rock	36.5	0.3	<0.05	<0.005	<1	<0.5	<0.5	<0.01
1473920	Rock	40.5	0.2	0.07	<0.005	<1	<0.5	<0.5	<0.01
1473921	Rock	52.2	0.3	0.06	<0.005	<1	<0.5	<0.5	<0.01
1473922	Rock	48.3	0.3	<0.05	<0.005	<1	<0.5	<0.5	<0.01
1473923	Rock	45.8	0.2	<0.05	<0.005	<1	<0.5	<0.5	<0.01
1473924	Rock	8.9	<0.1	<0.05	<0.005	<1	<0.5	<0.5	<0.01
1473925	Rock Pulp	19.2	0.8	0.08	<0.005	<1	<0.5	<0.5	0.01
1473926	Rock Pulp	52.7	0.3	0.17	0.011	9	<0.5	<0.5	1.42

This report supersedes all previous preliminary and final reports with this file number dated prior to the date on this certificate. Signature indicates final approval; preliminary reports are unsigned and should be used for reference only.

BUREAU VERITAS
MINERAL LABORATORIES
Canada

www.bureauveritas.com/um

Bureau Veritas Commodities Canada Ltd.

9050 Shaughnessy St Vancouver British Columbia V6P 6E5 Canada
PHONE (604) 253-3158

Client: **Goldstrike Resources Ltd.**
1010 - 1130 West Pender St.
Vancouver British Columbia V6E 4A4 Canada

Project: LUC
Report Date: October 11, 2018

CERTIFICATE OF ANALYSIS WHI18000669.1

	Method	WGHT	FA350	MA200	MA200	MA200	MA200	MA200	MA200	MA200	MA200	MA200	MA200	MA200	MA200	MA200	MA200	MA200	MA200	MA200	MA200
	Analyte	Wgt	Au	Mo	Cu	Pb	Zn	Ag	Ni	Co	Mn	Fe	As	U	Th	Sr	Cd	Sb	Bi	V	Ca
	Unit	kg	ppb	ppm	ppm	ppm	ppm	ppm	ppm	ppm	ppm	%	ppm	ppm	ppm	ppm	ppm	ppm	ppm	ppm	%
	MDL	0.01	2	0.1	0.1	0.1	1	0.1	0.1	0.2	1	0.01	1	0.1	0.1	1	0.1	0.1	0.1	1	0.01
1473927	Rock	4.47	<2	2.1	14.4	7.1	43	<0.1	29.4	14.3	606	3.13	5	0.3	1.9	319	<0.1	0.2	<0.1	84	4.34
1473928	Rock	5.07	2	7.8	13.4	10.4	43	<0.1	18.7	10.5	477	2.53	8	0.4	1.5	192	<0.1	0.2	0.1	67	2.03
1473929	Rock	3.18	3	2.3	19.0	9.8	34	<0.1	12.3	10.8	954	2.23	4	0.3	1.7	207	<0.1	0.2	<0.1	43	6.66
1473930	Rock	4.13	22	3.8	34.1	10.2	61	0.2	33.1	22.0	901	4.30	6	0.5	3.2	145	<0.1	0.6	<0.1	116	4.97
1473931	Rock	3.41	3	1.7	5.9	8.4	35	<0.1	13.8	9.4	619	2.31	3	0.2	0.6	184	0.1	0.3	<0.1	52	4.33
1473932	Rock	3.52	12	1.9	7.7	7.9	28	<0.1	15.5	8.1	378	2.17	6	0.1	0.8	211	<0.1	0.7	<0.1	55	2.36
1473933	Rock	3.59	15	1.7	1.6	15.8	12	0.1	3.7	2.9	244	0.95	3	<0.1	<0.1	138	<0.1	0.2	<0.1	14	1.52
1473934	Rock	3.37	9	3.8	1.7	25.2	5	0.2	1.6	1.3	149	0.60	5	<0.1	<0.1	85	<0.1	0.2	0.4	7	0.45
1473935	Rock	2.92	12	3.6	4.0	10.9	16	0.1	3.7	3.9	344	1.15	6	0.1	0.4	137	0.1	0.3	0.5	32	1.36
1473936	Rock	2.13	8	1.7	11.0	7.9	56	<0.1	18.4	14.9	846	3.87	12	0.4	3.1	104	0.2	2.5	<0.1	115	6.20
1473937	Rock	2.74	6	1.0	38.0	12.8	59	0.1	63.5	26.2	556	4.11	67	0.9	4.0	191	<0.1	0.7	<0.1	103	2.28
1473938	Rock	3.65	4	1.0	34.8	11.0	84	<0.1	54.7	20.3	1158	4.80	9	1.5	6.8	146	0.2	0.4	0.1	117	2.27
1473939	Rock	2.82	7	1.5	29.1	11.7	98	<0.1	91.0	27.4	1111	4.52	14	2.0	7.9	126	0.3	0.6	<0.1	140	4.38
1473940	Rock	3.49	4	1.0	19.5	14.1	111	<0.1	79.7	24.5	370	3.16	9	3.1	12.3	142	0.4	0.6	0.2	110	1.00
1473941	Rock	6.52	5	1.4	20.8	14.3	51	0.2	13.9	8.2	204	1.79	14	3.3	8.4	113	0.4	0.8	0.2	75	0.31
1473942	Rock	5.05	4	0.4	5.1	9.1	14	0.1	4.2	1.5	77	0.67	3	1.5	6.2	68	<0.1	0.4	0.2	49	0.15
1473943	Rock	5.81	8	1.0	9.3	9.5	25	<0.1	6.5	1.5	105	1.45	11	1.7	8.6	74	0.2	0.7	0.1	53	0.19
1473944	Rock	5.34	7	1.1	5.7	11.6	17	<0.1	5.5	1.6	94	1.03	6	2.1	9.8	86	0.1	0.6	0.2	59	0.22
1473945	Rock	4.78	6	0.5	4.0	11.5	12	<0.1	4.0	1.5	91	0.85	4	1.7	7.6	91	0.1	0.6	0.2	48	0.22
1473946	Rock	4.95	9	0.7	20.7	16.8	54	<0.1	11.2	2.0	132	4.54	3	2.5	12.1	132	0.4	0.7	0.2	56	0.18
1473947	Rock	4.18	11	0.4	6.9	15.2	49	<0.1	13.3	4.7	77	1.28	1	2.6	10.1	117	<0.1	0.7	0.2	54	0.16
1473948	Rock	4.95	9	0.9	8.7	13.9	49	<0.1	11.4	6.0	134	1.36	5	2.0	9.9	109	<0.1	0.5	0.2	58	0.20
1473949	Rock	5.45	6	0.7	6.0	8.6	15	0.1	4.5	0.8	64	1.11	5	1.4	7.4	98	0.1	0.5	0.1	40	0.10
1473950	Rock Pulp	0.05	7	8.2	52.5	5.7	62	0.1	43.1	13.4	830	4.28	5	0.6	1.7	321	0.2	0.9	<0.1	124	2.90
1473951	Rock Pulp	0.05	6392	1.3	15.0	20.4	60	0.2	11.3	1.7	875	0.56	4294	2.5	1.8	194	0.4	35.0	0.4	22	25.22
1473952	Rock	5.78	6	0.8	6.5	10.6	15	<0.1	4.4	1.2	72	1.00	6	1.5	9.6	128	<0.1	0.7	0.1	45	0.20
1473953	Rock	5.53	5	0.6	5.2	10.3	21	<0.1	4.6	1.0	64	1.36	7	1.2	7.1	129	<0.1	0.7	<0.1	38	0.16
1473954	Rock	5.55	5	0.9	5.8	14.1	11	0.1	3.4	0.9	63	0.85	14	1.3	7.3	118	<0.1	0.8	0.1	43	0.18
1473955	Rock	4.62	5	0.8	11.7	10.7	56	0.1	24.7	7.6	174	1.70	4	1.8	8.3	92	0.2	0.7	0.1	49	0.38
1473956	Rock	4.36	6	0.8	8.6	9.1	25	0.1	4.7	1.4	111	1.21	5	1.6	5.1	71	<0.1	1.0	0.1	51	0.14

This report supersedes all previous preliminary and final reports with this file number dated prior to the date on this certificate. Signature indicates final approval; preliminary reports are unsigned and should be used for reference only.

BUREAU VERITAS MINERAL LABORATORIES Canada

www.bureauveritas.com/um

Bureau Veritas Commodities Canada Ltd.

9050 Shaughnessy St Vancouver British Columbia V6P 6E5 Canada
PHONE (604) 253-3158

Client: **Goldstrike Resources Ltd.**
1010 - 1130 West Pender St.
Vancouver British Columbia V6E 4A4 Canada

Project: LUC
Report Date: October 11, 2018

CERTIFICATE OF ANALYSIS WHI18000669.1

	Method	MA200	MA200	MA200	MA200	MA200	MA200	MA200	MA200	MA200	MA200	MA200	MA200	MA200	MA200	MA200	MA200	MA200	MA200	MA200	MA200
	Analyte	P	La	Cr	Mg	Ba	Ti	Al	Na	K	W	Zr	Ce	Sn	Y	Nb	Ta	Be	Sc	Li	S
	Unit	%	ppm	ppm	%	ppm	%	%	%	%	ppm	ppm	ppm	ppm	ppm	ppm	ppm	ppm	ppm	ppm	%
	MDL	0.001	0.1	1	0.01	1	0.001	0.01	0.001	0.01	0.1	0.1	1	0.1	0.1	0.1	0.1	1	1	0.1	0.1
1473927	Rock	0.025	8.7	104	0.78	519	0.180	6.52	2.331	0.96	<0.1	2.5	18	0.5	8.4	3.6	0.2	<1	15	16.9	<0.1
1473928	Rock	0.023	6.9	67	0.30	375	0.136	6.00	3.452	0.58	0.3	2.7	15	0.4	5.1	2.0	0.1	<1	9	7.1	<0.1
1473929	Rock	0.013	7.7	20	0.15	450	0.072	6.18	4.531	0.19	0.4	2.9	14	0.2	7.7	1.5	<0.1	<1	6	3.4	<0.1
1473930	Rock	0.047	15.0	117	0.61	672	0.268	6.86	2.282	1.27	0.4	3.3	31	0.7	10.9	4.9	0.3	1	19	8.1	<0.1
1473931	Rock	0.016	5.8	44	0.13	802	0.065	5.91	4.347	0.28	0.3	1.2	11	0.2	7.3	1.4	<0.1	<1	8	2.9	<0.1
1473932	Rock	0.019	3.3	61	0.25	261	0.116	7.28	4.097	0.64	0.3	1.5	8	0.4	3.3	2.2	0.1	<1	8	5.7	<0.1
1473933	Rock	0.006	0.6	3	0.04	214	0.025	6.18	4.430	0.31	0.7	0.9	1	<0.1	1.5	0.3	<0.1	<1	1	3.9	<0.1
1473934	Rock	0.005	0.3	2	0.02	129	0.020	4.59	3.200	0.21	0.6	0.5	<1	<0.1	0.8	0.2	<0.1	<1	<1	3.3	<0.1
1473935	Rock	0.013	2.7	13	0.06	187	0.060	6.62	4.897	0.33	1.2	1.3	5	0.1	2.1	0.9	<0.1	<1	5	4.4	<0.1
1473936	Rock	0.035	13.5	52	0.32	482	0.181	6.32	1.343	0.99	1.9	3.4	27	0.6	7.6	2.5	0.1	<1	20	23.4	<0.1
1473937	Rock	0.045	11.6	108	0.38	524	0.295	7.00	1.769	1.19	0.5	6.1	26	0.5	9.4	2.7	0.1	1	15	21.0	<0.1
1473938	Rock	0.061	16.4	106	0.39	955	0.432	7.48	1.417	1.49	0.6	38.7	38	1.0	14.5	7.8	0.5	1	18	25.1	<0.1
1473939	Rock	0.097	22.4	172	0.43	648	0.405	7.46	1.114	1.84	0.5	56.9	44	0.9	19.8	7.1	0.4	2	21	17.9	<0.1
1473940	Rock	0.064	29.5	114	0.34	930	0.430	7.04	0.641	1.70	1.1	79.1	57	1.5	21.9	10.0	0.7	2	13	19.5	<0.1
1473941	Rock	0.040	22.1	33	0.18	715	0.232	5.40	0.314	1.49	1.0	33.2	43	1.3	12.7	6.5	0.5	1	8	15.2	<0.1
1473942	Rock	0.013	16.4	13	0.12	576	0.135	4.30	0.146	1.26	0.7	23.6	30	0.8	6.8	4.4	0.4	<1	5	10.4	<0.1
1473943	Rock	0.017	22.4	22	0.13	536	0.177	4.53	0.122	1.46	0.7	24.4	38	1.2	7.1	5.4	0.4	<1	5	12.3	<0.1
1473944	Rock	0.018	29.7	27	0.16	697	0.223	5.24	0.170	1.56	0.9	33.0	56	1.5	10.9	6.8	0.5	<1	8	12.0	<0.1
1473945	Rock	0.019	23.5	17	0.13	634	0.163	4.66	0.211	1.42	0.8	25.8	43	1.1	8.3	5.1	0.4	<1	7	11.3	<0.1
1473946	Rock	0.024	33.5	27	0.15	1048	0.228	6.31	0.176	1.67	0.9	30.0	62	1.8	10.9	8.2	0.6	2	12	17.3	<0.1
1473947	Rock	0.018	33.6	22	0.13	792	0.197	4.93	0.082	1.65	0.9	29.3	61	1.3	13.5	6.3	0.4	<1	7	12.2	<0.1
1473948	Rock	0.016	29.9	22	0.15	657	0.176	5.56	0.148	1.69	0.7	25.9	54	1.5	13.3	6.1	0.4	<1	8	13.4	<0.1
1473949	Rock	0.019	25.3	13	0.08	623	0.110	4.11	0.054	1.27	0.4	20.1	47	0.9	8.4	4.3	0.3	<1	5	11.1	<0.1
1473950	Rock Pulp	0.059	8.9	59	1.35	489	0.388	6.62	2.414	0.96	0.9	26.0	19	1.9	15.2	3.9	0.2	1	17	13.4	<0.1
1473951	Rock Pulp	0.016	16.9	18	6.00	54	0.055	1.09	0.018	0.27	5.9	16.8	17	0.5	10.0	2.2	0.1	<1	2	25.5	<0.1
1473952	Rock	0.021	35.8	16	0.11	809	0.151	4.57	0.067	1.47	0.7	20.1	65	1.0	8.2	5.4	0.3	<1	5	11.7	<0.1
1473953	Rock	0.019	28.0	15	0.10	979	0.116	3.91	0.047	1.30	0.5	18.2	51	0.8	7.9	3.8	0.3	<1	4	10.7	<0.1
1473954	Rock	0.019	25.8	13	0.11	678	0.124	4.22	0.048	1.41	0.6	19.8	47	1.1	8.4	4.3	0.3	<1	5	11.0	<0.1
1473955	Rock	0.014	20.6	23	0.14	737	0.137	4.79	0.116	1.59	0.6	22.6	37	1.2	10.1	5.3	0.4	1	7	13.9	<0.1
1473956	Rock	0.009	14.4	14	0.11	883	0.097	3.40	0.051	1.20	0.7	22.1	26	0.8	6.5	3.9	0.3	1	4	12.3	<0.1

This report supersedes all previous preliminary and final reports with this file number dated prior to the date on this certificate. Signature indicates final approval; preliminary reports are unsigned and should be used for reference only.

BUREAU VERITAS
MINERAL LABORATORIES
Canada

www.bureauveritas.com/um

Bureau Veritas Commodities Canada Ltd.

9050 Shaughnessy St Vancouver British Columbia V6P 6E5 Canada
PHONE (604) 253-3158

Client: **Goldstrike Resources Ltd.**
1010 - 1130 West Pender St.
Vancouver British Columbia V6E 4A4 Canada

Project: LUC
Report Date: October 11, 2018

CERTIFICATE OF ANALYSIS WHI18000669.1

	Method	MA200	MA200	MA200	MA200	MA200	MA200	MA200	AQ200
	Analyte	Rb	Hf	In	Re	Se	Te	Tl	Hg
	Unit	ppm	ppm	ppm	ppm	ppm	ppm	ppm	ppm
	MDL	0.1	0.1	0.05	0.005	1	0.5	0.5	0.01
1473927	Rock	33.6	0.2	<0.05	<0.005	<1	<0.5	<0.5	<0.01
1473928	Rock	20.5	0.1	<0.05	<0.005	<1	<0.5	<0.5	0.02
1473929	Rock	4.3	0.1	<0.05	<0.005	<1	0.5	<0.5	<0.01
1473930	Rock	52.5	0.2	<0.05	<0.005	<1	<0.5	<0.5	0.01
1473931	Rock	7.3	<0.1	<0.05	<0.005	<1	<0.5	<0.5	<0.01
1473932	Rock	18.1	0.1	<0.05	<0.005	<1	<0.5	<0.5	<0.01
1473933	Rock	6.2	<0.1	<0.05	<0.005	<1	<0.5	<0.5	<0.01
1473934	Rock	3.9	<0.1	<0.05	<0.005	<1	<0.5	<0.5	<0.01
1473935	Rock	6.9	<0.1	<0.05	<0.005	<1	<0.5	<0.5	0.02
1473936	Rock	32.0	0.2	0.05	<0.005	<1	<0.5	<0.5	0.03
1473937	Rock	48.5	0.2	<0.05	<0.005	<1	<0.5	<0.5	0.07
1473938	Rock	59.4	1.0	<0.05	<0.005	<1	<0.5	<0.5	0.02
1473939	Rock	92.4	1.3	<0.05	<0.005	1	<0.5	0.5	0.03
1473940	Rock	73.4	2.1	0.08	<0.005	1	<0.5	0.6	0.04
1473941	Rock	59.3	1.0	0.05	<0.005	1	<0.5	<0.5	0.03
1473942	Rock	45.5	0.6	<0.05	<0.005	<1	<0.5	<0.5	0.02
1473943	Rock	53.0	0.8	<0.05	<0.005	1	<0.5	<0.5	0.03
1473944	Rock	56.7	1.1	<0.05	<0.005	2	<0.5	<0.5	0.03
1473945	Rock	51.7	0.8	<0.05	<0.005	<1	<0.5	<0.5	0.02
1473946	Rock	64.5	1.0	0.05	<0.005	<1	<0.5	<0.5	0.03
1473947	Rock	60.7	0.9	<0.05	<0.005	<1	<0.5	<0.5	0.03
1473948	Rock	63.1	1.0	<0.05	<0.005	<1	<0.5	<0.5	0.06
1473949	Rock	41.8	0.6	<0.05	<0.005	<1	<0.5	<0.5	0.03
1473950	Rock Pulp	20.6	0.8	<0.05	<0.005	<1	0.6	<0.5	0.02
1473951	Rock Pulp	19.5	0.5	<0.05	<0.005	2	2.6	16.1	4.17
1473952	Rock	52.5	0.6	<0.05	<0.005	1	<0.5	<0.5	0.02
1473953	Rock	48.5	0.6	<0.05	<0.005	<1	<0.5	<0.5	0.05
1473954	Rock	53.5	0.7	<0.05	<0.005	<1	<0.5	<0.5	0.06
1473955	Rock	57.3	0.9	0.05	<0.005	<1	<0.5	<0.5	0.04
1473956	Rock	48.5	0.7	<0.05	<0.005	<1	<0.5	<0.5	0.04

This report supersedes all previous preliminary and final reports with this file number dated prior to the date on this certificate. Signature indicates final approval; preliminary reports are unsigned and should be used for reference only.

BUREAU VERITAS
MINERAL LABORATORIES
Canada

www.bureauveritas.com/um

Bureau Veritas Commodities Canada Ltd.

9050 Shaughnessy St Vancouver British Columbia V6P 6E5 Canada
PHONE (604) 253-3158

Client: **Goldstrike Resources Ltd.**
1010 - 1130 West Pender St.
Vancouver British Columbia V6E 4A4 Canada

Project: LUC
Report Date: October 11, 2018

CERTIFICATE OF ANALYSIS WHI18000669.1

	Method	WGHT	FA350	MA200	MA200	MA200	MA200	MA200	MA200	MA200	MA200	MA200	MA200	MA200	MA200	MA200	MA200	MA200	MA200	MA200	MA200
	Analyte	Wgt	Au	Mo	Cu	Pb	Zn	Ag	Ni	Co	Mn	Fe	As	U	Th	Sr	Cd	Sb	Bi	V	Ca
	Unit	kg	ppb	ppm	ppm	ppm	ppm	ppm	ppm	ppm	ppm	%	ppm	ppm	ppm	ppm	ppm	ppm	ppm	ppm	%
	MDL	0.01	2	0.1	0.1	0.1	1	0.1	0.1	0.2	1	0.01	1	0.1	0.1	1	0.1	0.1	0.1	1	0.01
1473957	Rock	4.44	3	0.5	8.5	8.5	54	0.2	23.9	8.4	424	1.14	4	1.4	5.0	66	0.1	0.7	0.1	43	0.18
1473958	Rock	4.24	3	0.4	7.4	13.8	43	0.1	13.2	3.0	221	1.17	2	1.4	9.8	72	0.2	0.5	0.1	34	0.18
1473959	Rock	3.54	3	0.6	7.3	14.8	45	0.2	13.1	4.7	388	1.01	5	1.6	10.3	82	<0.1	0.9	0.1	41	0.20
1473960	Rock	4.59	4	0.4	7.7	12.9	67	0.1	17.3	6.1	273	1.92	4	1.5	10.0	80	0.3	0.7	0.1	44	0.22

This report supersedes all previous preliminary and final reports with this file number dated prior to the date on this certificate. Signature indicates final approval; preliminary reports are unsigned and should be used for reference only.

BUREAU VERITAS
MINERAL LABORATORIES
Canada

www.bureauveritas.com/um

Bureau Veritas Commodities Canada Ltd.

9050 Shaughnessy St Vancouver British Columbia V6P 6E5 Canada
PHONE (604) 253-3158

Client: **Goldstrike Resources Ltd.**
1010 - 1130 West Pender St.
Vancouver British Columbia V6E 4A4 Canada

Project: LUC
Report Date: October 11, 2018

CERTIFICATE OF ANALYSIS WHI18000669.1

	Method	MA200	MA200	MA200	MA200	MA200	MA200	MA200	MA200	MA200	MA200	MA200	MA200	MA200	MA200	MA200	MA200	MA200	MA200	MA200	MA200
	Analyte	P	La	Cr	Mg	Ba	Ti	Al	Na	K	W	Zr	Ce	Sn	Y	Nb	Ta	Be	Sc	Li	S
	Unit	%	ppm	ppm	%	ppm	%	%	%	%	ppm	ppm	ppm	ppm	ppm	ppm	ppm	ppm	ppm	ppm	%
	MDL	0.001	0.1	1	0.01	1	0.001	0.01	0.001	0.01	0.1	0.1	1	0.1	0.1	0.1	0.1	1	1	0.1	0.1
1473957	Rock	0.008	14.1	12	0.11	949	0.083	3.34	0.068	1.13	0.6	19.3	26	0.8	9.2	3.4	0.3	<1	5	10.0	<0.1
1473958	Rock	0.007	20.7	11	0.11	542	0.079	4.34	0.049	1.38	0.4	21.1	38	1.4	10.7	5.2	0.5	<1	5	12.2	<0.1
1473959	Rock	0.010	22.4	11	0.12	688	0.092	4.29	0.071	1.36	0.5	22.6	41	1.2	10.5	5.2	0.4	<1	5	12.8	<0.1
1473960	Rock	0.012	23.7	17	0.13	607	0.111	4.33	0.088	1.32	0.5	22.5	43	1.2	13.7	5.2	0.5	<1	7	11.1	<0.1

This report supersedes all previous preliminary and final reports with this file number dated prior to the date on this certificate. Signature indicates final approval; preliminary reports are unsigned and should be used for reference only.

BUREAU VERITAS
MINERAL LABORATORIES
Canada

www.bureauveritas.com/um

Bureau Veritas Commodities Canada Ltd.

9050 Shaughnessy St Vancouver British Columbia V6P 6E5 Canada
PHONE (604) 253-3158

Client: **Goldstrike Resources Ltd.**
1010 - 1130 West Pender St.
Vancouver British Columbia V6E 4A4 Canada

Project: LUC
Report Date: October 11, 2018

CERTIFICATE OF ANALYSIS WHI18000669.1

	Method	MA200	MA200	MA200	MA200	MA200	MA200	MA200	AQ200
	Analyte	Rb	Hf	In	Re	Se	Te	Tl	Hg
	Unit	ppm	ppm	ppm	ppm	ppm	ppm	ppm	ppm
	MDL	0.1	0.1	0.05	0.005	1	0.5	0.5	0.01
1473957	Rock	43.6	0.6	<0.05	<0.005	<1	<0.5	<0.5	0.04
1473958	Rock	55.5	0.9	<0.05	<0.005	<1	<0.5	<0.5	0.02
1473959	Rock	51.0	0.8	<0.05	<0.005	1	<0.5	<0.5	0.03
1473960	Rock	52.4	0.8	<0.05	<0.005	1	<0.5	<0.5	0.03

This report supersedes all previous preliminary and final reports with this file number dated prior to the date on this certificate. Signature indicates final approval; preliminary reports are unsigned and should be used for reference only.

BUREAU VERITAS
MINERAL LABORATORIES
Canada

www.bureauveritas.com/um

Bureau Veritas Commodities Canada Ltd.
9050 Shaughnessy St Vancouver British Columbia V6P 6E5 Canada
PHONE (604) 253-3158

Client: **Goldstrike Resources Ltd.**
1010 - 1130 West Pender St.
Vancouver British Columbia V6E 4A4 Canada

Project: LUC
Report Date: October 11, 2018

QUALITY CONTROL REPORT WHI18000669.1

	Method	WGHT	FA350	MA200	MA200	MA200	MA200	MA200	MA200	MA200	MA200	MA200	MA200	MA200	MA200	MA200	MA200	MA200	MA200	MA200	MA200
	Analyte	Wgt	Au	Mo	Cu	Pb	Zn	Ag	Ni	Co	Mn	Fe	As	U	Th	Sr	Cd	Sb	Bi	V	Ca
	Unit	kg	ppb	ppm	ppm	ppm	ppm	ppm	ppm	ppm	ppm	%	ppm	ppm	ppm	ppm	ppm	ppm	ppm	ppm	%
	MDL	0.01	2	0.1	0.1	0.1	1	0.1	0.1	0.2	1	0.01	1	0.1	0.1	1	0.1	0.1	0.1	1	0.01
Pulp Duplicates																					
1473841	Rock	2.57	10	0.8	21.6	11.7	78	0.1	32.5	15.2	1068	4.08	4	0.6	5.7	103	0.3	0.2	<0.1	115	3.65
REP 1473841	QC			0.5	21.4	12.0	73	0.2	33.6	14.4	1056	4.05	4	0.6	5.5	105	0.4	0.2	0.1	113	3.64
1473847	Rock	2.58	4	2.4	59.4	12.4	84	<0.1	40.6	13.9	379	3.73	17	1.8	14.0	163	0.2	0.1	<0.1	151	0.21
REP 1473847	QC		4																		
1473868	Rock	3.11	3	3.9	31.2	17.8	63	0.1	24.2	11.9	294	3.65	4	0.9	6.6	207	0.1	0.2	<0.1	105	0.36
REP 1473868	QC																				
1473874	Rock	3.86	101	2.4	10.2	13.8	34	0.5	24.6	9.1	527	2.50	14	0.4	5.6	67	0.1	0.3	<0.1	41	1.09
REP 1473874	QC			2.5	11.1	15.2	35	0.5	23.9	9.7	525	2.62	14	0.4	6.1	69	0.1	0.3	<0.1	44	1.15
1473880	Rock	3.63	498	2.7	13.9	11.1	28	2.6	20.5	6.8	177	2.53	5	0.5	5.0	107	<0.1	<0.1	<0.1	54	0.15
REP 1473880	QC		501																		
REP 1473903	QC																				
1473909	Rock	3.23	85	6.4	41.5	53.5	62	1.0	8.2	19.4	1343	5.06	3	0.7	2.6	217	0.2	0.2	0.2	91	7.48
REP 1473909	QC			6.3	40.4	50.1	61	1.0	8.0	18.1	1298	5.07	4	0.7	2.6	208	0.2	0.2	0.2	92	7.39
1473914	Rock	2.76	3	2.9	14.5	23.5	45	0.1	11.4	12.8	860	3.57	3	1.2	4.3	181	<0.1	0.1	<0.1	76	4.76
REP 1473914	QC		5																		
REP 1473937	QC																				
1473942	Rock	5.05	4	0.4	5.1	9.1	14	0.1	4.2	1.5	77	0.67	3	1.5	6.2	68	<0.1	0.4	0.2	49	0.15
REP 1473942	QC			0.6	4.6	8.7	13	0.1	4.6	1.5	77	0.70	2	1.5	6.0	70	0.1	0.4	0.2	48	0.15
1473944	Rock	5.34	7	1.1	5.7	11.6	17	<0.1	5.5	1.6	94	1.03	6	2.1	9.8	86	0.1	0.6	0.2	59	0.22
REP 1473944	QC		7																		
1473959	Rock	3.54	3	0.6	7.3	14.8	45	0.2	13.1	4.7	388	1.01	5	1.6	10.3	82	<0.1	0.9	0.1	41	0.20
REP 1473959	QC																				
Core Reject Duplicates																					
1473869	Rock	4.61	8	0.5	11.0	8.5	23	<0.1	11.4	4.5	340	2.16	3	0.4	4.0	116	<0.1	0.2	<0.1	28	0.25
DUP 1473869	QC		9	0.4	9.1	8.1	23	<0.1	10.1	4.3	334	2.08	2	0.4	4.6	121	<0.1	0.2	<0.1	27	0.25
1473903	Rock	3.22	17	8.2	29.1	15.0	44	0.4	13.3	12.6	970	3.18	4	0.7	3.0	40	0.2	<0.1	<0.1	92	5.79
DUP 1473903	QC		18	8.5	26.8	14.9	45	0.5	12.8	11.4	904	3.12	3	0.7	3.1	42	0.3	<0.1	<0.1	91	5.62
1473937	Rock	2.74	6	1.0	38.0	12.8	59	0.1	63.5	26.2	556	4.11	67	0.9	4.0	191	<0.1	0.7	<0.1	103	2.28

This report supersedes all previous preliminary and final reports with this file number dated prior to the date on this certificate. Signature indicates final approval; preliminary reports are unsigned and should be used for reference only.

BUREAU VERITAS
MINERAL LABORATORIES
Canada

www.bureauveritas.com/um

Bureau Veritas Commodities Canada Ltd.
9050 Shaughnessy St Vancouver British Columbia V6P 6E5 Canada
PHONE (604) 253-3158

Client: **Goldstrike Resources Ltd.**
1010 - 1130 West Pender St.
Vancouver British Columbia V6E 4A4 Canada

Project: LUC
Report Date: October 11, 2018

QUALITY CONTROL REPORT WHI18000669.1

	Method	MA200	MA200	MA200	MA200	MA200	MA200	MA200	MA200	MA200	MA200	MA200	MA200	MA200	MA200	MA200	MA200	MA200	MA200	MA200	MA200
	Analyte	P	La	Cr	Mg	Ba	Ti	Al	Na	K	W	Zr	Ce	Sn	Y	Nb	Ta	Be	Sc	Li	S
	Unit	%	ppm	ppm	%	ppm	%	%	%	%	ppm	ppm	ppm	ppm	ppm	ppm	ppm	ppm	ppm	ppm	%
	MDL	0.001	0.1	1	0.01	1	0.001	0.01	0.001	0.01	0.1	0.1	1	0.1	0.1	0.1	0.1	1	1	0.1	0.1
Pulp Duplicates																					
1473841	Rock	0.071	21.1	91	0.68	749	0.275	7.07	4.322	1.09	2.2	5.4	44	0.9	16.3	3.9	0.2	<1	16	10.1	<0.1
REP 1473841	QC	0.074	22.1	92	0.67	737	0.266	7.07	4.261	1.05	2.1	5.6	44	0.7	17.1	3.8	0.2	<1	15	9.1	<0.1
1473847	Rock	0.059	36.2	77	0.31	1560	0.288	5.80	0.127	1.75	0.2	6.6	73	0.3	20.8	5.7	0.3	<1	13	6.7	<0.1
REP 1473847	QC																				
1473868	Rock	0.050	19.6	52	0.26	2087	0.353	7.23	3.673	1.54	0.6	8.8	39	0.7	9.8	6.3	0.4	<1	11	5.3	<0.1
REP 1473868	QC																				
1473874	Rock	0.034	19.5	25	0.06	335	0.084	5.48	4.394	0.19	1.1	5.7	39	0.2	9.5	1.9	0.1	<1	7	4.0	<0.1
REP 1473874	QC	0.036	19.8	24	0.06	349	0.099	5.77	4.636	0.20	1.5	6.7	42	0.3	10.1	2.5	0.2	<1	7	3.3	<0.1
1473880	Rock	0.021	16.9	37	0.14	299	0.102	5.11	3.396	0.55	0.8	10.1	33	0.1	4.6	1.8	<0.1	<1	5	4.4	<0.1
REP 1473880	QC																				
REP 1473903	QC																				
1473909	Rock	0.054	12.8	31	0.53	373	0.229	5.45	2.627	0.50	0.7	4.4	25	0.4	15.0	2.7	0.2	<1	19	6.6	<0.1
REP 1473909	QC	0.054	12.3	29	0.53	364	0.226	5.24	2.728	0.52	0.8	4.0	23	0.3	14.4	2.8	0.2	<1	17	6.5	<0.1
1473914	Rock	0.038	26.8	37	0.38	428	0.229	5.77	3.243	0.63	0.8	3.9	47	0.4	17.1	4.6	0.3	<1	10	6.2	<0.1
REP 1473914	QC																				
REP 1473937	QC																				
1473942	Rock	0.013	16.4	13	0.12	576	0.135	4.30	0.146	1.26	0.7	23.6	30	0.8	6.8	4.4	0.4	<1	5	10.4	<0.1
REP 1473942	QC	0.011	17.0	15	0.12	567	0.130	4.15	0.150	1.27	0.6	24.2	31	1.0	7.1	4.6	0.3	<1	5	10.4	<0.1
1473944	Rock	0.018	29.7	27	0.16	697	0.223	5.24	0.170	1.56	0.9	33.0	56	1.5	10.9	6.8	0.5	<1	8	12.0	<0.1
REP 1473944	QC																				
1473959	Rock	0.010	22.4	11	0.12	688	0.092	4.29	0.071	1.36	0.5	22.6	41	1.2	10.5	5.2	0.4	<1	5	12.8	<0.1
REP 1473959	QC																				
Core Reject Duplicates																					
1473869	Rock	0.045	13.1	13	0.10	532	0.104	6.87	4.970	0.85	1.3	5.2	28	0.7	7.7	2.8	0.1	1	5	2.8	<0.1
DUP 1473869	QC	0.047	15.2	12	0.10	549	0.098	7.06	4.926	0.80	1.2	5.1	32	0.6	8.1	2.9	0.2	<1	5	2.6	<0.1
1473903	Rock	0.015	11.8	48	0.14	186	0.077	3.15	2.050	0.29	0.2	3.6	19	0.5	13.1	1.0	<0.1	<1	16	2.3	<0.1
DUP 1473903	QC	0.016	12.9	47	0.13	196	0.070	3.03	1.992	0.27	0.2	3.8	20	0.5	13.4	1.0	<0.1	<1	17	2.8	<0.1
1473937	Rock	0.045	11.6	108	0.38	524	0.295	7.00	1.769	1.19	0.5	6.1	26	0.5	9.4	2.7	0.1	1	15	21.0	<0.1

This report supersedes all previous preliminary and final reports with this file number dated prior to the date on this certificate. Signature indicates final approval; preliminary reports are unsigned and should be used for reference only.

BUREAU VERITAS
MINERAL LABORATORIES
Canada

www.bureauveritas.com/um

Bureau Veritas Commodities Canada Ltd.
9050 Shaughnessy St Vancouver British Columbia V6P 6E5 Canada
PHONE (604) 253-3158

Client: **Goldstrike Resources Ltd.**
1010 - 1130 West Pender St.
Vancouver British Columbia V6E 4A4 Canada

Project: LUC
Report Date: October 11, 2018

QUALITY CONTROL REPORT WHI18000669.1

	Method	MA200	MA200	MA200	MA200	MA200	MA200	MA200	AQ200
	Analyte	Rb	Hf	In	Re	Se	Te	Tl	Hg
	Unit	ppm	ppm	ppm	ppm	ppm	ppm	ppm	ppm
	MDL	0.1	0.1	0.05	0.005	1	0.5	0.5	0.01
Pulp Duplicates									
1473841	Rock	35.1	0.2	<0.05	<0.005	1	0.6	<0.5	<0.01
REP 1473841	QC	36.1	0.2	0.05	<0.005	1	0.5	<0.5	
1473847	Rock	54.4	0.2	<0.05	<0.005	2	<0.5	<0.5	<0.01
REP 1473847	QC								
1473868	Rock	42.2	0.5	0.06	<0.005	2	<0.5	<0.5	<0.01
REP 1473868	QC								<0.01
1473874	Rock	5.0	0.2	<0.05	<0.005	2	1.1	<0.5	0.02
REP 1473874	QC	5.4	0.2	<0.05	<0.005	<1	1.0	<0.5	
1473880	Rock	15.5	0.3	<0.05	<0.005	<1	2.5	<0.5	0.02
REP 1473880	QC								
REP 1473903	QC								<0.01
1473909	Rock	18.3	0.2	<0.05	<0.005	3	1.8	<0.5	<0.01
REP 1473909	QC	17.4	0.3	<0.05	<0.005	3	1.8	<0.5	
1473914	Rock	18.5	0.2	<0.05	<0.005	<1	0.6	<0.5	<0.01
REP 1473914	QC								
REP 1473937	QC								0.06
1473942	Rock	45.5	0.6	<0.05	<0.005	<1	<0.5	<0.5	0.02
REP 1473942	QC	47.0	0.7	<0.05	<0.005	1	<0.5	<0.5	
1473944	Rock	56.7	1.1	<0.05	<0.005	2	<0.5	<0.5	0.03
REP 1473944	QC								
1473959	Rock	51.0	0.8	<0.05	<0.005	1	<0.5	<0.5	0.03
REP 1473959	QC								0.04
Core Reject Duplicates									
1473869	Rock	16.8	0.1	<0.05	<0.005	<1	<0.5	<0.5	<0.01
DUP 1473869	QC	17.4	0.2	<0.05	<0.005	1	<0.5	<0.5	<0.01
1473903	Rock	10.1	0.2	<0.05	<0.005	1	1.0	<0.5	<0.01
DUP 1473903	QC	10.3	0.2	0.05	<0.005	1	0.6	<0.5	<0.01
1473937	Rock	48.5	0.2	<0.05	<0.005	<1	<0.5	<0.5	0.07

This report supersedes all previous preliminary and final reports with this file number dated prior to the date on this certificate. Signature indicates final approval; preliminary reports are unsigned and should be used for reference only.

BUREAU VERITAS
MINERAL LABORATORIES
Canada

www.bureauveritas.com/um

Bureau Veritas Commodities Canada Ltd.
9050 Shaughnessy St Vancouver British Columbia V6P 6E5 Canada
PHONE (604) 253-3158

Client: **Goldstrike Resources Ltd.**
1010 - 1130 West Pender St.
Vancouver British Columbia V6E 4A4 Canada

Project: LUC
Report Date: October 11, 2018

QUALITY CONTROL REPORT WHI18000669.1

		WGHT	FA350	MA200	MA200	MA200	MA200	MA200	MA200	MA200	MA200	MA200	MA200	MA200	MA200	MA200	MA200	MA200	MA200	MA200	MA200
		Wgt	Au	Mo	Cu	Pb	Zn	Ag	Ni	Co	Mn	Fe	As	U	Th	Sr	Cd	Sb	Bi	V	Ca
		kg	ppb	ppm	ppm	ppm	ppm	ppm	ppm	ppm	ppm	%	ppm	ppm	ppm	ppm	ppm	ppm	ppm	ppm	%
		0.01	2	0.1	0.1	0.1	1	0.1	0.1	0.2	1	0.01	1	0.1	0.1	1	0.1	0.1	0.1	1	0.01
DUP 1473937	QC		6	1.2	41.6	13.4	59	0.1	61.0	26.5	574	4.00	74	1.0	4.1	206	<0.1	1.0	<0.1	100	2.43
Reference Materials																					
STD DS11	Standard																				
STD DS11	Standard																				
STD DS11	Standard																				
STD DS11	Standard																				
STD OREAS25A-4A	Standard			2.7	33.5	24.4	45	<0.1	44.8	7.5	514	6.48	8	2.6	16.0	50	<0.1	0.6	0.4	158	0.29
STD OREAS25A-4A	Standard			2.2	36.2	25.8	45	<0.1	47.4	7.9	508	6.62	9	2.8	15.6	48	<0.1	0.7	0.4	165	0.27
STD OREAS25A-4A	Standard			2.5	35.6	25.3	45	<0.1	46.0	7.9	519	6.68	11	2.9	15.7	52	<0.1	0.6	0.4	161	0.31
STD OREAS25A-4A	Standard			2.2	33.3	22.9	42	<0.1	41.8	7.3	494	6.46	11	2.6	14.1	48	<0.1	0.6	0.4	157	0.29
STD OREAS25A-4A	Standard			2.4	32.6	24.4	41	<0.1	45.9	8.1	532	6.71	8	2.7	15.2	52	0.3	0.6	0.4	162	0.33
STD OREAS45EA	Standard																				
STD OREAS45EA	Standard																				
STD OREAS45EA	Standard																				
STD OREAS45EA	Standard																				
STD OREAS45E	Standard			2.5	762.8	18.1	43	0.3	448.9	54.1	560	23.88	17	2.4	12.9	17	<0.1	1.2	0.3	318	0.07
STD OREAS45E	Standard			2.3	790.5	19.0	46	0.3	479.5	59.0	543	23.66	15	2.7	14.6	17	<0.1	1.1	0.3	346	0.06
STD OREAS45E	Standard			2.3	766.6	18.3	44	0.3	452.0	58.6	575	24.13	16	2.4	13.1	17	<0.1	1.1	0.3	323	0.06
STD OREAS45E	Standard			2.7	803.1	18.6	48	0.3	500.5	61.3	613	24.75	19	2.5	12.9	18	0.1	1.2	0.3	338	0.08
STD OREAS45E	Standard			2.2	807.3	19.4	47	0.4	506.4	63.1	626	24.46	16	2.5	13.2	19	<0.1	1.2	0.3	335	0.07
STD OXC145	Standard		213																		
STD OXC145	Standard		209																		
STD OXC145	Standard		208																		
STD OXC145	Standard		212																		
STD OXH139	Standard		1309																		
STD OXH139	Standard		1319																		
STD OXH139	Standard		1303																		
STD OXH139	Standard		1324																		
STD DS11 Expected																					

This report supersedes all previous preliminary and final reports with this file number dated prior to the date on this certificate. Signature indicates final approval; preliminary reports are unsigned and should be used for reference only.

BUREAU VERITAS
MINERAL LABORATORIES
Canada

www.bureauveritas.com/um

Bureau Veritas Commodities Canada Ltd.
9050 Shaughnessy St Vancouver British Columbia V6P 6E5 Canada
PHONE (604) 253-3158

Client: **Goldstrike Resources Ltd.**
1010 - 1130 West Pender St.
Vancouver British Columbia V6E 4A4 Canada

Project: LUC
Report Date: October 11, 2018

QUALITY CONTROL REPORT WHI18000669.1

		MA200 P % 0.001	MA200 La ppm 0.1	MA200 Cr ppm 1	MA200 Mg % 0.01	MA200 Ba ppm 1	MA200 Ti % 0.001	MA200 Al % 0.01	MA200 Na % 0.001	MA200 K % 0.01	MA200 W ppm 0.1	MA200 Zr ppm 0.1	MA200 Ce ppm 1	MA200 Sn ppm 0.1	MA200 Y ppm 0.1	MA200 Nb ppm 0.1	MA200 Ta ppm 0.1	MA200 Be ppm 1	MA200 Sc ppm 1	MA200 Li ppm 0.1	MA200 S % 0.1
DUP 1473937	QC	0.049	12.1	95	0.38	522	0.292	6.98	1.833	1.25	0.6	6.6	26	0.5	9.8	2.7	0.1	1	16	20.8	<0.1
Reference Materials																					
STD DS11	Standard																				
STD DS11	Standard																				
STD DS11	Standard																				
STD DS11	Standard																				
STD OREAS25A-4A	Standard	0.040	22.0	116	0.32	144	0.887	9.10	0.117	0.45	1.8	139.8	48	3.9	10.6	18.5	1.3	<1	12	37.4	<0.1
STD OREAS25A-4A	Standard	0.047	20.5	116	0.34	144	0.958	8.70	0.116	0.48	2.2	141.8	46	4.3	9.8	18.4	1.4	<1	12	38.4	<0.1
STD OREAS25A-4A	Standard	0.050	22.6	109	0.33	152	0.909	9.32	0.122	0.49	1.8	152.5	50	3.5	11.2	19.5	1.4	2	12	41.1	<0.1
STD OREAS25A-4A	Standard	0.048	18.9	108	0.33	136	0.898	8.72	0.124	0.48	1.7	143.5	41	4.1	9.4	17.4	1.2	<1	12	37.1	<0.1
STD OREAS25A-4A	Standard	0.049	23.1	124	0.37	155	0.990	9.61	0.135	0.54	2.0	157.8	50	4.0	10.7	20.5	1.5	<1	14	37.6	<0.1
STD OREAS45EA	Standard																				
STD OREAS45EA	Standard																				
STD OREAS45EA	Standard																				
STD OREAS45EA	Standard																				
STD OREAS45E	Standard	0.032	10.9	908	0.17	241	0.489	6.65	0.057	0.31	1.0	85.7	24	1.4	7.3	5.4	0.5	<1	86	7.2	<0.1
STD OREAS45E	Standard	0.032	11.5	1040	0.17	248	0.530	6.75	0.059	0.32	1.1	89.7	25	1.1	8.0	5.7	0.5	<1	86	7.6	<0.1
STD OREAS45E	Standard	0.034	11.5	936	0.15	248	0.495	6.76	0.057	0.32	1.0	91.2	25	1.2	8.5	6.0	0.5	<1	89	6.2	<0.1
STD OREAS45E	Standard	0.035	11.3	1037	0.16	246	0.534	7.16	0.059	0.33	0.8	97.4	24	1.2	7.9	6.0	0.5	<1	92	7.2	<0.1
STD OREAS45E	Standard	0.035	12.0	1098	0.18	284	0.562	7.11	0.065	0.38	1.2	109.0	26	1.5	8.2	6.6	0.6	<1	102	6.8	<0.1
STD OXC145	Standard																				
STD OXC145	Standard																				
STD OXC145	Standard																				
STD OXC145	Standard																				
STD OXH139	Standard																				
STD OXH139	Standard																				
STD OXH139	Standard																				
STD OXH139	Standard																				
STD DS11 Expected																					

This report supersedes all previous preliminary and final reports with this file number dated prior to the date on this certificate. Signature indicates final approval; preliminary reports are unsigned and should be used for reference only.

BUREAU VERITAS
MINERAL LABORATORIES
Canada

www.bureauveritas.com/um

Bureau Veritas Commodities Canada Ltd.
9050 Shaughnessy St Vancouver British Columbia V6P 6E5 Canada
PHONE (604) 253-3158

Client: **Goldstrike Resources Ltd.**
1010 - 1130 West Pender St.
Vancouver British Columbia V6E 4A4 Canada

Project: LUC
Report Date: October 11, 2018

QUALITY CONTROL REPORT WHI18000669.1

		MA200 Rb ppm 0.1	MA200 Hf ppm 0.1	MA200 In ppm 0.05	MA200 Re ppm 0.005	MA200 Se ppm 1	MA200 Te ppm 0.5	MA200 Tl ppm 0.5	AQ200 Hg ppm 0.01
DUP 1473937	QC	47.5	0.3	<0.05	<0.005	<1	<0.5	<0.5	0.07
Reference Materials									
STD DS11	Standard								0.27
STD DS11	Standard								0.27
STD DS11	Standard								0.29
STD DS11	Standard								0.25
STD OREAS25A-4A	Standard	59.1	3.8	0.10	<0.005	4	<0.5	<0.5	
STD OREAS25A-4A	Standard	59.2	4.0	0.11	<0.005	4	<0.5	<0.5	
STD OREAS25A-4A	Standard	64.2	4.1	0.08	<0.005	3	<0.5	<0.5	
STD OREAS25A-4A	Standard	56.1	3.7	0.13	<0.005	2	<0.5	<0.5	
STD OREAS25A-4A	Standard	58.5	4.3	0.10	<0.005	2	<0.5	<0.5	
STD OREAS45EA	Standard								<0.01
STD OREAS45EA	Standard								<0.01
STD OREAS45EA	Standard								0.01
STD OREAS45EA	Standard								<0.01
STD OREAS45E	Standard	19.7	2.9	0.12	<0.005	4	<0.5	<0.5	
STD OREAS45E	Standard	21.0	3.0	0.11	<0.005	3	<0.5	<0.5	
STD OREAS45E	Standard	21.5	2.6	0.10	<0.005	3	<0.5	<0.5	
STD OREAS45E	Standard	20.5	3.0	0.07	<0.005	4	<0.5	<0.5	
STD OREAS45E	Standard	22.4	3.0	0.15	<0.005	2	<0.5	<0.5	
STD OXC145	Standard								
STD OXC145	Standard								
STD OXC145	Standard								
STD OXC145	Standard								
STD OXH139	Standard								
STD OXH139	Standard								
STD OXH139	Standard								
STD OXH139	Standard								
STD DS11 Expected									0.26

This report supersedes all previous preliminary and final reports with this file number dated prior to the date on this certificate. Signature indicates final approval; preliminary reports are unsigned and should be used for reference only.

BUREAU VERITAS
MINERAL LABORATORIES
Canada

www.bureauveritas.com/um

Bureau Veritas Commodities Canada Ltd.
9050 Shaughnessy St Vancouver British Columbia V6P 6E5 Canada
PHONE (604) 253-3158

Client: **Goldstrike Resources Ltd.**
1010 - 1130 West Pender St.
Vancouver British Columbia V6E 4A4 Canada

Project: LUC
Report Date: October 11, 2018

QUALITY CONTROL REPORT WHI18000669.1

		WGHT	FA350	MA200	MA200	MA200	MA200	MA200	MA200	MA200	MA200	MA200	MA200	MA200	MA200	MA200	MA200	MA200	MA200	MA200	MA200
		Wgt	Au	Mo	Cu	Pb	Zn	Ag	Ni	Co	Mn	Fe	As	U	Th	Sr	Cd	Sb	Bi	V	Ca
		kg	ppb	ppm	ppm	ppm	ppm	ppm	ppm	ppm	ppm	%	ppm	ppm	ppm	ppm	ppm	ppm	ppm	ppm	%
		0.01	2	0.1	0.1	0.1	1	0.1	0.1	0.2	1	0.01	1	0.1	0.1	1	0.1	0.1	0.1	1	0.01
STD OXC145 Expected			212																		
STD OXH139 Expected			1312																		
STD OREAS25A-4A Expected				2.55	33.9	25.2	44.4		45.8	8.2	470	6.6	9.94	2.94	15.8	48.5		0.67	0.35	157	0.309
STD OREAS45E Expected				2.4	780	18.2	46.7	0.311	454	57	570	24.12	16.3	2.41	12.9	15.9	0.06	1	0.28	322	0.065
BLK	Blank																				
BLK	Blank		<2																		
BLK	Blank		<2																		
BLK	Blank																				
BLK	Blank																				
BLK	Blank																				
BLK	Blank			<0.1	0.1	<0.1	<1	<0.1	<0.1	<0.2	<1	<0.01	<1	<0.1	<0.1	<1	<0.1	<0.1	<0.1	<1	<0.01
BLK	Blank			<0.1	0.2	<0.1	<1	<0.1	0.1	<0.2	<1	<0.01	<1	<0.1	<0.1	<1	<0.1	<0.1	<0.1	<1	<0.01
BLK	Blank		<2																		
BLK	Blank		<2																		
BLK	Blank		3																		
BLK	Blank		2																		
BLK	Blank			<0.1	0.2	<0.1	<1	<0.1	0.4	<0.2	<1	<0.01	1	<0.1	<0.1	<1	<0.1	<0.1	<0.1	<1	<0.01
BLK	Blank			<0.1	0.2	<0.1	<1	<0.1	0.2	<0.2	<1	<0.01	3	<0.1	<0.1	<1	<0.1	<0.1	<0.1	<1	<0.01
BLK	Blank		3																		
BLK	Blank		<2																		
BLK	Blank			<0.1	0.5	<0.1	<1	<0.1	<0.1	<0.2	1	<0.01	<1	<0.1	<0.1	<1	<0.1	<0.1	<0.1	<1	<0.01
Prep Wash																					
ROCK-WHI	Prep Blank		<2	1.6	3.5	2.7	40	<0.1	1.2	4.2	690	2.11	3	1.2	2.9	197	<0.1	0.2	<0.1	34	1.44
ROCK-WHI	Prep Blank		<2	1.6	4.5	4.2	44	<0.1	1.7	4.4	764	2.24	4	1.3	2.8	204	<0.1	0.2	<0.1	37	1.52

This report supersedes all previous preliminary and final reports with this file number dated prior to the date on this certificate. Signature indicates final approval; preliminary reports are unsigned and should be used for reference only.

BUREAU VERITAS
MINERAL LABORATORIES
Canada

www.bureauveritas.com/um

Bureau Veritas Commodities Canada Ltd.
9050 Shaughnessy St Vancouver British Columbia V6P 6E5 Canada
PHONE (604) 253-3158

Client: **Goldstrike Resources Ltd.**
1010 - 1130 West Pender St.
Vancouver British Columbia V6E 4A4 Canada

Project: LUC
Report Date: October 11, 2018

QUALITY CONTROL REPORT WHI18000669.1

		MA200 P % 0.001	MA200 La ppm 0.1	MA200 Cr ppm 1	MA200 Mg % 0.01	MA200 Ba ppm 1	MA200 Ti % 0.001	MA200 Al % 0.01	MA200 Na % 0.001	MA200 K % 0.01	MA200 W ppm 0.1	MA200 Zr ppm 0.1	MA200 Ce ppm 1	MA200 Sn ppm 0.1	MA200 Y ppm 0.1	MA200 Nb ppm 0.1	MA200 Ta ppm 0.1	MA200 Be ppm 1	MA200 Sc ppm 1	MA200 Li ppm 0.1	MA200 S % 0.1
STD OXC145 Expected																					
STD OXH139 Expected																					
STD OREAS25A-4A Expected		0.048	21.8	115	0.327	147	0.977	8.87	0.134	0.482	2	155	48.9	4.06	10.5	20.9	1.5	0.93	13.7	36.7	0.047
STD OREAS45E Expected		0.034	11	979	0.156	252	0.559	6.78	0.059	0.324	1.07	97	23.5	1.32	8.28	6.8	0.54		93	6.58	0.046
BLK	Blank																				
BLK	Blank																				
BLK	Blank																				
BLK	Blank																				
BLK	Blank																				
BLK	Blank																				
BLK	Blank	<0.001	<0.1	<1	<0.01	<1	<0.001	<0.01	0.003	<0.01	<0.1	<0.1	<1	<0.1	<0.1	<0.1	<0.1	<1	<1	<0.1	<0.1
BLK	Blank	<0.001	<0.1	1	<0.01	<1	<0.001	<0.01	0.002	<0.01	<0.1	<0.1	<1	<0.1	<0.1	<0.1	<0.1	<1	<1	0.2	<0.1
BLK	Blank																				
BLK	Blank																				
BLK	Blank																				
BLK	Blank																				
BLK	Blank	<0.001	<0.1	<1	<0.01	<1	<0.001	<0.01	0.003	<0.01	<0.1	<0.1	<1	<0.1	<0.1	<0.1	<0.1	<1	<1	<0.1	<0.1
BLK	Blank	<0.001	<0.1	1	<0.01	<1	<0.001	<0.01	0.004	<0.01	<0.1	<0.1	<1	<0.1	<0.1	<0.1	<0.1	<1	<1	<0.1	<0.1
BLK	Blank																				
BLK	Blank																				
BLK	Blank	0.001	<0.1	<1	<0.01	<1	<0.001	<0.01	<0.001	<0.01	<0.1	<0.1	<1	<0.1	<0.1	<0.1	<0.1	<1	<1	<0.1	<0.1
Prep Wash																					
ROCK-WHI	Prep Blank	0.039	13.7	3	0.56	884	0.202	7.23	3.652	1.77	0.3	54.6	26	0.8	17.5	5.7	0.4	2	7	2.6	<0.1
ROCK-WHI	Prep Blank	0.042	12.3	4	0.61	880	0.214	7.41	3.666	1.72	0.3	55.8	25	0.7	17.5	5.6	0.4	1	7	2.5	<0.1

This report supersedes all previous preliminary and final reports with this file number dated prior to the date on this certificate. Signature indicates final approval; preliminary reports are unsigned and should be used for reference only.

BUREAU VERITAS
MINERAL LABORATORIES
Canada

www.bureauveritas.com/um

Bureau Veritas Commodities Canada Ltd.
9050 Shaughnessy St Vancouver British Columbia V6P 6E5 Canada
PHONE (604) 253-3158

Client: **Goldstrike Resources Ltd.**
1010 - 1130 West Pender St.
Vancouver British Columbia V6E 4A4 Canada

Project: LUC
Report Date: October 11, 2018

QUALITY CONTROL REPORT WHI18000669.1

		MA200 Rb ppm 0.1	MA200 Hf ppm 0.1	MA200 In ppm 0.05	MA200 Re ppm 0.005	MA200 Se ppm 1	MA200 Te ppm 0.5	MA200 Tl ppm 0.5	AQ200 Hg ppm 0.01
STD OXC145 Expected									
STD OXH139 Expected									
STD OREAS25A-4A Expected		61	4.28	0.09		2.5		0.35	
STD OREAS45E Expected		21.2	3.11	0.099		2.97	0.1	0.15	
BLK	Blank								<0.01
BLK	Blank								
BLK	Blank								
BLK	Blank								<0.01
BLK	Blank								<0.01
BLK	Blank								<0.01
BLK	Blank	<0.1	<0.1	<0.05	<0.005	<1	<0.5	<0.5	
BLK	Blank	<0.1	<0.1	<0.05	<0.005	<1	<0.5	<0.5	
BLK	Blank								
BLK	Blank								
BLK	Blank								
BLK	Blank								
BLK	Blank	<0.1	<0.1	<0.05	<0.005	<1	<0.5	<0.5	
BLK	Blank	<0.1	<0.1	<0.05	<0.005	<1	<0.5	<0.5	
BLK	Blank								
BLK	Blank								
BLK	Blank	<0.1	<0.1	<0.05	<0.005	2	<0.5	<0.5	
Prep Wash									
ROCK-WHI	Prep Blank	34.7	1.7	<0.05	<0.005	1	<0.5	<0.5	<0.01
ROCK-WHI	Prep Blank	35.1	1.9	<0.05	<0.005	<1	<0.5	<0.5	<0.01

This report supersedes all previous preliminary and final reports with this file number dated prior to the date on this certificate. Signature indicates final approval; preliminary reports are unsigned and should be used for reference only.

LSTR-18-05 Assay Certificate WHI18000670.1

BUREAU VERITAS
MINERAL LABORATORIES
Canada

www.bureauveritas.com/um

Bureau Veritas Commodities Canada Ltd.
9050 Shaughnessy St Vancouver British Columbia V6P 6E5 Canada
PHONE (604) 253-3158

Client: **Goldstrike Resources Ltd.**
1010 - 1130 West Pender St.
Vancouver British Columbia V6E 4A4 Canada

Submitted By:	Email Distribution List
Receiving Lab:	Canada-Whitehorse
Received:	August 17, 2018
Report Date:	October 16, 2018
Page:	1 of 4

CERTIFICATE OF ANALYSIS WHI18000670.1

CLIENT JOB INFORMATION

Project:	LUC
Shipment ID:	LSTR-18-05
P.O. Number	
Number of Samples:	68

SAMPLE DISPOSAL

STOR-PLP	Store After 90 days Invoice for Storage
STOR-RJT	Store After 60 days Invoice for Storage

Bureau Veritas does not accept responsibility for samples left at the laboratory after 90 days without prior written instructions for sample storage or return.

SAMPLE PREPARATION AND ANALYTICAL PROCEDURES

Procedure Code	Number of Samples	Code Description	Test Wgt (g)	Report Status	Lab
PRP70-250	64	Crush, split and pulverize 250 g rock to 200 mesh			WHI
SLBHP	4	Sort, label and box pulps			WHI
FA350-Au	68	50g Fire assay fusion Au by ICP-ES	50	Completed	VAN
EN002	68	Environmental disposal charge-Fire assay lead waste			VAN
MA200	68	4 Acid digestion ICP-MS analysis	0.25	Completed	VAN
AQ200-HG	68	Hg by AR digestion ICP-MS analysis	0.5	Completed	VAN
SHP01	68	Per sample shipping charges for branch shipments			VAN

ADDITIONAL COMMENTS

Invoice To: Luckystrike Resources Ltd.
1010 – 1130 West Pender Street
Vancouver British Columbia V6E 4A4
Canada

CC:

BRITISH COLUMBIA CERTIFIED ASSAYER
Marcus Lau
MARCUS LAU
Production Manager

This report supersedes all previous preliminary and final reports with this file number dated prior to the date on this certificate. Signature indicates final approval; preliminary reports are unsigned and should be used for reference only.
All results are considered the confidential property of the client. Bureau Veritas assumes the liabilities for actual cost of analysis only. Results apply to samples as submitted.
"*" asterisk indicates that an analytical result could not be provided due to unusually high levels of interference from other elements.

BUREAU VERITAS
MINERAL LABORATORIES
Canada

www.bureauveritas.com/um

Bureau Veritas Commodities Canada Ltd.

9050 Shaughnessy St Vancouver British Columbia V6P 6E5 Canada
PHONE (604) 253-3158

Client: **Goldstrike Resources Ltd.**
1010 - 1130 West Pender St.
Vancouver British Columbia V6E 4A4 Canada

Project: LUC
Report Date: October 16, 2018

CERTIFICATE OF ANALYSIS WHI18000670.1

	Method	WGHT	FA350	MA200	MA200	MA200	MA200	MA200	MA200	MA200	MA200	MA200	MA200	MA200	MA200	MA200	MA200	MA200	MA200	MA200	MA200
	Analyte	Wgt	Au	Mo	Cu	Pb	Zn	Ag	Ni	Co	Mn	Fe	As	U	Th	Sr	Cd	Sb	Bi	V	Ca
	Unit	kg	ppb	ppm	ppm	ppm	ppm	ppm	ppm	ppm	ppm	%	ppm	ppm	ppm	ppm	ppm	ppm	ppm	ppm	%
	MDL	0.01	2	0.1	0.1	0.1	1	0.1	0.1	0.2	1	0.01	1	0.1	0.1	1	0.1	0.1	0.1	1	0.01
1316751	Rock	3.64	4	2.0	42.5	21.3	156	<0.1	41.2	11.3	276	4.80	3	4.4	18.7	58	0.1	0.9	0.3	213	0.17
1316752	Rock	3.72	3	1.6	48.1	20.2	103	0.1	25.3	7.2	207	4.17	7	3.7	15.8	54	0.1	1.3	0.2	155	0.14
1316753	Rock	4.45	4	1.5	47.0	16.1	154	0.1	37.5	12.6	288	4.88	5	3.4	16.2	54	0.1	0.7	0.2	173	0.12
1316754	Rock	3.96	4	1.6	43.7	17.9	147	<0.1	34.2	12.0	281	5.17	5	4.5	17.0	52	0.1	1.1	0.1	173	0.11
1316755	Rock	4.54	4	1.0	31.2	18.4	111	0.1	26.6	9.4	202	3.42	5	3.4	14.0	58	<0.1	0.6	0.2	135	0.26
1316756	Rock	4.16	4	2.2	48.7	15.9	105	0.1	26.3	8.5	234	4.09	6	3.5	12.8	72	0.2	1.1	0.2	131	0.13
1316757	Rock	4.46	4	1.6	44.3	25.7	112	0.2	29.2	10.2	281	3.95	4	3.4	14.2	59	0.1	0.8	0.2	139	0.26
1316758	Rock	4.89	173	3.5	60.7	16.8	127	0.2	37.7	11.4	319	4.51	6	3.2	12.9	47	0.2	3.8	0.2	130	0.12
1316759	Rock	3.85	5	1.5	39.4	23.3	134	0.2	33.0	9.2	238	3.91	3	3.0	15.4	56	<0.1	0.9	0.2	183	0.17
1316760	Rock	4.33	5	1.9	35.1	17.1	73	0.1	18.8	6.1	186	2.96	6	2.5	10.3	73	0.1	1.5	0.2	116	0.10
1316761	Rock	4.57	3	1.7	21.4	15.5	59	<0.1	16.4	5.1	180	2.55	2	2.1	10.0	53	<0.1	0.9	0.2	109	0.09
1316762	Rock	5.25	4	1.5	24.8	25.1	83	0.1	22.7	5.8	166	2.72	6	2.2	9.5	59	<0.1	1.9	0.1	127	0.14
1316763	Rock	4.92	13	2.7	25.0	12.1	89	<0.1	24.2	6.8	210	3.31	4	2.1	10.8	53	0.2	3.0	0.1	89	0.06
1316764	Rock	4.53	7	2.0	41.6	9.8	134	<0.1	37.0	11.1	265	4.47	6	2.1	15.1	75	0.2	3.7	0.1	148	0.06
1316765	Rock	4.83	9	2.3	46.4	11.1	119	<0.1	31.7	8.9	230	3.99	4	2.3	14.1	58	0.1	1.9	0.2	140	0.08
1316766	Rock	3.25	4	2.5	35.6	9.9	114	<0.1	34.9	11.3	394	4.00	4	2.0	11.9	42	0.1	3.7	0.1	130	0.06
1316767	Rock	3.87	6	2.6	24.0	9.0	89	<0.1	22.2	5.7	193	3.38	5	1.9	12.0	38	0.2	5.2	0.2	125	0.04
1316768	Rock	4.01	16	6.6	25.3	10.0	77	<0.1	19.9	5.4	199	3.39	9	2.3	12.8	53	0.1	5.9	0.2	99	0.05
1316769	Rock	3.55	4	1.8	35.5	12.3	89	0.1	22.2	5.9	208	2.98	4	1.6	11.4	75	0.1	2.1	0.3	89	0.07
1316770	Rock	3.76	4	3.4	78.4	16.0	95	0.2	24.7	7.6	259	4.84	4	2.6	13.3	106	0.4	1.3	0.1	142	0.05
1316771	Rock	3.68	4	2.4	49.9	14.5	128	0.2	31.3	7.9	213	4.29	4	2.3	13.3	53	0.2	1.2	0.1	130	0.09
1316772	Rock	3.66	4	2.6	38.0	15.8	148	0.2	37.4	9.6	339	4.61	2	2.4	15.4	66	0.3	1.5	0.1	135	0.08
1316773	Rock	3.56	<2	1.5	34.1	20.4	108	0.1	25.4	8.5	279	3.46	4	2.2	13.9	58	0.1	0.8	0.2	134	0.14
1316774	Rock	3.70	8	1.5	44.2	19.4	138	0.1	34.7	10.1	316	4.05	5	2.2	15.3	61	0.3	1.0	0.1	145	0.13
1316775	Rock Pulp	0.05	6375	1.3	14.5	20.5	62	0.4	10.9	1.6	872	0.52	3612	2.4	1.8	186	0.5	35.7	0.4	21	25.44
1316776	Rock Pulp	0.05	4	7.2	44.1	5.2	56	<0.1	35.0	11.5	770	4.01	6	0.7	1.7	289	<0.1	0.8	<0.1	110	2.72
1316777	Rock	3.03	3	2.5	49.0	16.2	128	0.1	41.6	9.5	274	3.84	4	2.2	14.8	74	0.3	1.0	0.1	151	0.10
1316778	Rock	3.36	<2	1.8	65.0	14.7	115	0.1	30.3	8.9	229	4.14	4	3.3	14.7	97	0.2	1.1	<0.1	153	0.08
1316779	Rock	4.18	5	1.9	26.7	14.2	108	0.1	31.0	9.6	382	3.67	7	2.7	11.8	39	0.3	4.8	<0.1	118	0.05
1316780	Rock	4.20	3	2.7	22.9	14.3	95	0.2	25.3	6.4	219	3.00	8	2.5	12.9	49	0.3	5.7	<0.1	112	0.06

This report supersedes all previous preliminary and final reports with this file number dated prior to the date on this certificate. Signature indicates final approval; preliminary reports are unsigned and should be used for reference only.

BUREAU VERITAS
MINERAL LABORATORIES
Canada

www.bureauveritas.com/um

Bureau Veritas Commodities Canada Ltd.

9050 Shaughnessy St Vancouver British Columbia V6P 6E5 Canada
PHONE (604) 253-3158

Client: **Goldstrike Resources Ltd.**
1010 - 1130 West Pender St.
Vancouver British Columbia V6E 4A4 Canada

Project: LUC
Report Date: October 16, 2018

CERTIFICATE OF ANALYSIS WHI18000670.1

	Method	MA200	MA200	MA200	MA200	MA200	MA200	MA200	MA200	MA200	MA200	MA200	MA200	MA200	MA200	MA200	MA200	MA200	MA200	MA200	MA200
	Analyte	P	La	Cr	Mg	Ba	Ti	Al	Na	K	W	Zr	Ce	Sn	Y	Nb	Ta	Be	Sc	Li	S
	Unit	%	ppm	ppm	%	ppm	%	%	%	%	ppm	ppm	ppm	ppm	ppm	ppm	ppm	ppm	ppm	ppm	%
	MDL	0.001	0.1	1	0.01	1	0.001	0.01	0.001	0.01	0.1	0.1	1	0.1	0.1	0.1	0.1	1	1	0.1	0.1
1316751	Rock	0.123	48.0	102	0.89	1924	0.494	7.91	0.712	3.90	1.9	22.3	95	3.4	16.7	17.7	1.1	2	17	28.4	<0.1
1316752	Rock	0.094	43.0	80	0.61	1374	0.403	6.78	0.321	3.26	1.4	18.9	85	2.4	17.5	13.8	1.0	2	17	23.5	<0.1
1316753	Rock	0.085	40.9	90	0.81	1522	0.472	6.72	0.149	3.13	0.9	17.8	79	2.1	14.1	15.7	0.9	2	15	28.8	<0.1
1316754	Rock	0.095	40.6	98	0.77	1553	0.500	6.86	0.122	3.09	1.0	22.5	85	2.4	13.0	17.8	1.1	2	14	37.0	<0.1
1316755	Rock	0.080	39.2	75	0.72	1719	0.410	6.31	0.406	3.13	0.8	17.8	77	2.5	11.8	13.8	0.9	2	11	23.7	<0.1
1316756	Rock	0.106	35.6	72	0.54	1530	0.336	6.46	0.228	2.90	1.2	15.8	70	2.5	13.6	12.4	0.8	3	11	22.1	<0.1
1316757	Rock	0.104	39.8	68	0.61	1572	0.402	6.32	0.474	3.55	1.1	16.4	77	2.3	13.6	13.5	0.8	2	13	19.7	<0.1
1316758	Rock	0.099	37.1	55	0.32	1626	0.242	6.68	0.297	4.95	6.0	19.3	73	1.7	14.4	8.7	0.6	2	11	12.5	<0.1
1316759	Rock	0.083	40.2	84	0.70	2171	0.421	6.43	0.569	3.88	1.5	22.0	81	2.5	14.0	14.6	0.8	2	13	18.7	<0.1
1316760	Rock	0.074	28.4	55	0.37	1310	0.299	5.74	0.207	2.53	0.9	17.5	56	1.3	12.8	10.1	0.6	2	10	13.6	<0.1
1316761	Rock	0.055	29.7	43	0.32	1160	0.243	5.69	0.719	2.62	1.5	16.3	56	1.7	10.2	8.5	0.6	2	9	11.3	<0.1
1316762	Rock	0.090	28.5	55	0.32	1414	0.277	5.59	0.245	3.46	4.9	15.7	56	1.5	12.9	9.8	0.7	2	8	6.6	<0.1
1316763	Rock	0.070	32.7	42	0.20	1499	0.211	6.41	0.745	4.44	4.9	17.0	64	1.6	11.3	6.7	0.5	1	10	8.9	<0.1
1316764	Rock	0.083	40.8	67	0.38	1385	0.321	5.83	0.138	3.78	7.9	18.3	80	1.6	11.9	10.3	0.6	2	12	8.8	<0.1
1316765	Rock	0.082	36.9	67	0.40	1252	0.282	5.92	0.295	3.09	3.5	15.3	70	1.4	13.4	8.1	0.4	2	10	10.4	<0.1
1316766	Rock	0.081	34.5	55	0.31	1133	0.243	6.02	0.540	3.70	7.1	13.6	63	1.2	12.0	7.1	0.4	2	10	7.5	<0.1
1316767	Rock	0.071	34.8	49	0.23	1101	0.228	5.88	0.215	4.73	10.7	16.6	65	1.6	10.3	7.7	0.5	1	11	9.7	<0.1
1316768	Rock	0.078	38.1	38	0.18	1267	0.214	6.39	0.268	5.51	12.5	21.6	71	1.4	11.4	7.3	0.5	1	10	14.2	<0.1
1316769	Rock	0.074	30.7	35	0.30	1036	0.198	5.49	0.127	2.82	3.0	12.6	58	1.5	12.4	7.7	0.5	2	9	13.9	<0.1
1316770	Rock	0.104	34.0	51	0.34	1318	0.237	5.87	0.113	2.70	2.6	11.4	68	1.5	13.8	8.3	0.5	1	11	13.7	<0.1
1316771	Rock	0.085	38.0	57	0.34	1350	0.268	6.20	0.386	3.08	1.8	16.1	76	1.2	17.0	9.6	0.6	2	12	10.4	<0.1
1316772	Rock	0.081	38.3	66	0.46	1482	0.308	6.22	0.442	3.53	4.1	16.6	73	1.6	15.1	11.7	0.7	2	12	10.1	<0.1
1316773	Rock	0.080	33.6	58	0.51	1477	0.323	6.36	0.384	3.15	1.1	15.2	66	2.0	14.4	12.3	0.8	2	13	10.2	<0.1
1316774	Rock	0.096	39.6	73	0.48	1592	0.328	6.67	0.387	3.79	1.6	17.6	83	1.7	16.7	12.4	0.7	1	15	11.1	<0.1
1316775	Rock Pulp	0.018	19.3	15	5.95	63	0.054	1.07	0.016	0.26	6.5	16.8	18	0.5	10.4	2.4	0.2	<1	2	24.0	<0.1
1316776	Rock Pulp	0.058	8.3	51	1.27	490	0.329	6.25	2.293	0.80	0.7	24.7	17	1.5	13.8	3.8	0.2	<1	14	13.6	<0.1
1316777	Rock	0.092	37.6	92	0.46	1794	0.334	6.49	0.153	3.20	1.5	19.5	76	1.6	18.4	12.4	0.7	2	14	14.1	<0.1
1316778	Rock	0.080	38.9	66	0.38	1634	0.315	6.55	0.431	2.78	1.1	17.6	76	1.7	21.1	11.9	0.7	1	12	9.7	<0.1
1316779	Rock	0.048	34.0	50	0.25	1318	0.239	6.11	0.083	3.97	7.6	16.6	67	1.3	10.6	8.2	0.5	2	9	11.8	<0.1
1316780	Rock	0.035	31.7	39	0.25	1193	0.234	6.91	0.115	5.59	12.2	19.1	65	1.4	9.7	8.3	0.5	2	9	12.2	<0.1

This report supersedes all previous preliminary and final reports with this file number dated prior to the date on this certificate. Signature indicates final approval; preliminary reports are unsigned and should be used for reference only.

BUREAU VERITAS
MINERAL LABORATORIES
Canada

www.bureauveritas.com/um

Bureau Veritas Commodities Canada Ltd.

9050 Shaughnessy St Vancouver British Columbia V6P 6E5 Canada
PHONE (604) 253-3158

Client: **Goldstrike Resources Ltd.**
1010 - 1130 West Pender St.
Vancouver British Columbia V6E 4A4 Canada

Project: LUC
Report Date: October 16, 2018

CERTIFICATE OF ANALYSIS WHI18000670.1

	Method	MA200	MA200	MA200	MA200	MA200	MA200	MA200	AQ200
	Analyte	Rb	Hf	In	Re	Se	Te	Tl	Hg
	Unit	ppm	ppm	ppm	ppm	ppm	ppm	ppm	ppm
	MDL	0.1	0.1	0.05	0.005	1	0.5	0.5	0.01
1316751	Rock	181.1	0.7	0.13	<0.005	<1	<0.5	1.1	0.11
1316752	Rock	155.2	0.5	0.07	<0.005	2	<0.5	0.9	0.14
1316753	Rock	156.9	0.5	0.09	<0.005	2	<0.5	1.0	0.14
1316754	Rock	156.7	0.6	0.08	<0.005	1	<0.5	1.0	0.21
1316755	Rock	135.7	0.5	0.08	<0.005	1	<0.5	0.9	0.16
1316756	Rock	136.3	0.4	0.09	<0.005	1	<0.5	0.8	0.17
1316757	Rock	160.8	0.5	0.08	<0.005	2	<0.5	1.0	0.14
1316758	Rock	131.2	0.5	0.08	<0.005	1	<0.5	0.9	0.29
1316759	Rock	172.7	0.6	0.12	<0.005	<1	<0.5	1.0	0.12
1316760	Rock	108.0	0.6	<0.05	<0.005	2	<0.5	0.6	0.15
1316761	Rock	94.6	0.5	0.05	<0.005	1	<0.5	0.5	0.07
1316762	Rock	121.0	0.5	0.06	<0.005	1	<0.5	0.6	0.13
1316763	Rock	100.1	0.5	0.06	<0.005	1	<0.5	0.6	0.16
1316764	Rock	126.3	0.6	0.09	<0.005	2	<0.5	0.7	0.21
1316765	Rock	120.1	0.4	<0.05	<0.005	2	<0.5	0.7	0.17
1316766	Rock	108.4	0.4	<0.05	<0.005	<1	<0.5	0.6	0.20
1316767	Rock	114.5	0.4	<0.05	<0.005	1	<0.5	0.7	0.21
1316768	Rock	117.3	0.5	0.05	<0.005	1	<0.5	0.8	0.24
1316769	Rock	97.3	0.4	0.05	<0.005	3	<0.5	0.6	0.20
1316770	Rock	104.2	0.3	0.06	<0.005	4	<0.5	0.6	0.13
1316771	Rock	123.3	0.4	<0.05	<0.005	2	<0.5	0.7	0.10
1316772	Rock	142.0	0.5	0.07	<0.005	2	<0.5	0.8	0.11
1316773	Rock	131.4	0.4	0.08	<0.005	2	<0.5	0.7	0.09
1316774	Rock	142.1	0.5	0.09	<0.005	<1	<0.5	0.8	0.08
1316775	Rock Pulp	19.7	0.6	0.05	<0.005	<1	6.1	17.3	3.95
1316776	Rock Pulp	17.7	0.8	0.06	<0.005	<1	0.9	<0.5	<0.01
1316777	Rock	141.4	0.6	0.07	<0.005	3	<0.5	0.8	0.12
1316778	Rock	118.9	0.4	0.05	<0.005	4	<0.5	0.6	0.17
1316779	Rock	103.0	0.4	<0.05	<0.005	<1	<0.5	0.6	0.36
1316780	Rock	108.6	0.5	0.05	<0.005	<1	<0.5	0.8	0.31

This report supersedes all previous preliminary and final reports with this file number dated prior to the date on this certificate. Signature indicates final approval; preliminary reports are unsigned and should be used for reference only.

BUREAU VERITAS
MINERAL LABORATORIES
Canada

www.bureauveritas.com/um

Bureau Veritas Commodities Canada Ltd.

9050 Shaughnessy St Vancouver British Columbia V6P 6E5 Canada
PHONE (604) 253-3158

Client: **Goldstrike Resources Ltd.**
1010 - 1130 West Pender St.
Vancouver British Columbia V6E 4A4 Canada

Project: LUC
Report Date: October 16, 2018

CERTIFICATE OF ANALYSIS WHI18000670.1

	Method	WGHT	FA350	MA200	MA200	MA200	MA200	MA200	MA200	MA200	MA200	MA200	MA200	MA200	MA200	MA200	MA200	MA200	MA200	MA200	MA200
	Analyte	Wgt	Au	Mo	Cu	Pb	Zn	Ag	Ni	Co	Mn	Fe	As	U	Th	Sr	Cd	Sb	Bi	V	Ca
	Unit	kg	ppb	ppm	ppm	ppm	ppm	ppm	ppm	ppm	ppm	%	ppm	ppm	ppm	ppm	ppm	ppm	ppm	ppm	%
	MDL	0.01	2	0.1	0.1	0.1	1	0.1	0.1	0.2	1	0.01	1	0.1	0.1	1	0.1	0.1	0.1	1	0.01
1316781	Rock	3.38	4	1.4	21.4	17.0	70	0.1	14.7	5.3	234	2.60	5	1.5	11.0	80	0.1	4.5	<0.1	59	0.04
1316782	Rock	3.66	16	3.5	26.7	26.6	69	0.2	12.0	4.5	232	2.41	7	1.4	9.8	75	0.1	7.7	0.1	57	0.03
1316783	Rock	3.09	5	1.7	20.0	18.1	65	0.1	12.7	5.1	283	2.22	4	1.0	9.1	60	0.1	4.5	<0.1	49	0.06
1316784	Rock	3.90	3	1.1	46.8	40.4	84	0.2	15.3	6.5	357	2.23	15	4.1	10.4	127	0.1	5.7	0.2	64	0.09
1316785	Rock	4.06	3	1.0	32.8	28.7	92	0.2	24.6	7.1	269	2.93	5	2.3	11.9	90	0.1	7.8	0.1	122	0.11
1316786	Rock	4.12	3	1.7	36.8	14.1	131	0.1	37.6	12.5	434	4.03	6	2.1	14.6	62	0.2	6.6	0.1	182	0.15
1316787	Rock	3.82	23	1.7	42.6	20.3	106	<0.1	36.9	10.0	293	3.64	6	2.3	14.0	72	<0.1	3.8	0.1	168	0.15
1316788	Rock	3.23	4	1.3	47.0	20.3	130	<0.1	38.5	12.3	359	4.29	6	2.5	14.1	56	0.2	1.7	0.2	185	0.16
1316789	Rock	3.56	3	1.6	38.2	26.5	144	0.2	42.9	13.3	603	4.18	11	2.0	15.4	163	0.2	7.0	<0.1	169	0.16
1316790	Rock	4.03	3	2.5	53.2	27.6	143	<0.1	41.9	13.0	589	4.07	9	1.6	12.9	86	0.3	2.3	<0.1	168	0.16
1316791	Rock	3.62	<2	1.2	25.7	19.0	81	<0.1	25.1	8.3	447	2.59	29	1.8	8.7	71	0.2	2.0	0.1	94	0.10
1316792	Rock	4.07	3	1.3	37.3	19.9	100	0.1	30.3	9.1	413	3.16	52	2.3	12.6	95	0.3	6.5	<0.1	140	0.17
1316793	Rock	3.39	<2	0.9	22.4	13.7	68	0.1	19.4	7.5	348	2.50	24	1.8	8.7	62	<0.1	1.0	0.1	84	0.47
1316794	Rock	2.96	3	0.9	31.0	17.0	81	<0.1	23.8	7.7	400	2.85	13	2.3	10.0	67	0.2	0.8	0.2	92	0.43
1316795	Rock	4.15	6	1.0	23.4	15.3	87	<0.1	23.3	7.7	320	2.78	8	1.4	11.9	67	0.1	0.7	0.1	90	0.43
1316796	Rock	3.74	65	2.5	28.1	12.9	78	0.1	21.0	6.8	307	2.63	9	1.8	10.0	58	<0.1	0.6	0.1	92	0.33
1316797	Rock	4.15	3	1.0	24.6	14.1	74	0.1	20.0	6.8	369	2.60	9	1.7	9.2	115	0.1	0.6	<0.1	84	0.60
1316798	Rock	3.12	<2	1.0	23.0	14.9	74	0.1	18.6	6.9	368	2.44	10	1.8	9.0	82	0.1	0.7	<0.1	80	0.38
1316799	Rock	3.29	<2	1.9	26.4	13.7	123	0.1	27.7	7.8	329	3.26	12	2.3	11.2	63	0.3	1.8	<0.1	112	0.36
1316800	Rock Pulp	0.09	536	47.5	>10000	859.0	>10000	58.8	17.7	2.7	680	12.14	60	3.9	0.2	53	225.2	52.1	10.7	40	1.56
1316801	Rock Pulp	0.05	<2	6.9	51.5	5.8	62	<0.1	37.6	12.4	775	4.12	7	0.6	1.7	296	0.2	0.9	<0.1	119	2.77
1316802	Rock	3.85	3	1.4	33.4	22.7	133	0.1	31.7	9.5	386	3.21	8	2.5	11.9	57	0.4	1.9	0.1	111	0.28
1316803	Rock	4.86	6	1.1	33.0	18.6	155	0.2	30.6	9.1	322	3.25	7	2.1	12.5	62	0.3	1.4	0.2	107	0.20
1316804	Rock	3.80	<2	1.2	31.7	18.4	215	0.1	24.1	8.5	282	2.63	9	2.0	9.7	75	0.4	2.5	0.1	88	0.10
1316805	Rock	3.19	3	1.1	22.9	12.4	203	0.1	27.1	8.5	406	3.30	10	2.3	11.1	59	0.6	9.1	0.1	114	0.07
1316806	Rock	3.42	13	2.0	28.5	31.1	207	0.1	26.4	9.8	422	3.24	11	2.5	10.2	71	0.5	6.6	<0.1	87	0.09
1316807	Rock	3.42	3	1.7	33.8	17.0	135	0.2	28.2	7.2	306	2.83	13	2.6	9.6	125	0.4	8.0	<0.1	94	0.06
1316808	Rock	4.09	3	1.3	32.0	34.9	145	0.1	24.6	6.6	306	2.76	16	2.1	9.9	220	0.5	10.4	0.1	99	0.08
1316809	Rock	4.18	<2	1.4	26.4	25.8	132	0.1	24.0	6.9	338	2.92	19	2.2	10.0	94	0.4	7.0	<0.1	101	0.11
1316810	Rock	4.52	2	1.9	27.4	22.2	161	0.1	31.4	9.1	535	3.46	28	2.7	11.7	167	0.4	5.8	<0.1	107	0.08

This report supersedes all previous preliminary and final reports with this file number dated prior to the date on this certificate. Signature indicates final approval; preliminary reports are unsigned and should be used for reference only.

BUREAU VERITAS
MINERAL LABORATORIES
Canada

www.bureauveritas.com/um

Bureau Veritas Commodities Canada Ltd.

9050 Shaughnessy St Vancouver British Columbia V6P 6E5 Canada
PHONE (604) 253-3158

Client: **Goldstrike Resources Ltd.**
1010 - 1130 West Pender St.
Vancouver British Columbia V6E 4A4 Canada

Project: LUC
Report Date: October 16, 2018

CERTIFICATE OF ANALYSIS WHI18000670.1

	Method	MA200	MA200	MA200	MA200	MA200	MA200	MA200	MA200	MA200	MA200	MA200	MA200	MA200	MA200	MA200	MA200	MA200	MA200	MA200	MA200
	Analyte	P	La	Cr	Mg	Ba	Ti	Al	Na	K	W	Zr	Ce	Sn	Y	Nb	Ta	Be	Sc	Li	S
	Unit	%	ppm	ppm	%	ppm	%	%	%	%	ppm	ppm	ppm	ppm	ppm	ppm	ppm	ppm	ppm	ppm	%
	MDL	0.001	0.1	1	0.01	1	0.001	0.01	0.001	0.01	0.1	0.1	1	0.1	0.1	0.1	0.1	1	1	0.1	0.1
1316781	Rock	0.035	30.1	21	0.24	1579	0.173	6.16	0.131	5.20	9.3	19.6	56	1.0	9.7	6.2	0.4	1	8	11.1	<0.1
1316782	Rock	0.037	28.9	19	0.19	1233	0.194	4.91	0.241	3.98	9.9	16.0	57	1.2	9.6	7.1	0.5	<1	8	11.0	<0.1
1316783	Rock	0.036	26.2	14	0.17	1514	0.174	5.74	0.391	4.12	9.1	13.1	51	1.6	8.4	6.6	0.4	<1	8	11.1	<0.1
1316784	Rock	0.058	25.8	25	0.19	3527	0.222	6.44	0.184	3.59	1.4	23.4	51	2.0	10.2	8.4	0.7	<1	8	14.3	<0.1
1316785	Rock	0.063	34.2	58	0.31	3163	0.292	6.57	0.168	4.15	5.8	16.4	68	2.5	10.6	10.7	0.7	1	11	10.9	<0.1
1316786	Rock	0.089	39.5	82	0.40	1466	0.341	6.58	0.127	3.78	11.6	16.3	86	1.5	13.6	11.3	0.8	2	14	15.3	<0.1
1316787	Rock	0.085	39.0	78	0.49	1551	0.357	6.83	0.127	3.54	4.6	18.1	78	2.0	15.0	11.3	0.7	1	12	14.0	<0.1
1316788	Rock	0.085	38.1	91	0.43	1455	0.385	6.48	0.203	3.31	1.1	17.5	78	1.9	15.6	10.7	0.6	<1	13	14.1	<0.1
1316789	Rock	0.090	43.3	95	0.40	2027	0.388	7.12	0.122	3.50	9.2	13.4	87	2.0	17.2	14.0	0.8	2	14	18.3	<0.1
1316790	Rock	0.090	32.2	80	0.48	2349	0.364	6.95	0.185	3.21	1.7	10.2	73	1.9	14.2	13.0	0.7	2	12	15.9	<0.1
1316791	Rock	0.057	25.8	37	0.15	984	0.247	4.87	0.046	1.43	0.9	9.5	50	2.1	12.0	8.1	0.6	1	8	9.7	<0.1
1316792	Rock	0.069	38.0	78	0.23	1435	0.365	5.94	0.207	2.43	1.9	11.6	74	2.1	16.5	12.6	0.9	2	11	14.3	<0.1
1316793	Rock	0.061	22.5	38	0.32	895	0.254	4.74	0.616	1.60	1.0	9.6	46	1.9	15.1	9.9	0.8	<1	9	13.0	<0.1
1316794	Rock	0.078	30.9	37	0.43	1149	0.266	5.68	0.653	2.57	1.5	11.6	59	3.1	18.9	10.2	0.9	2	9	14.4	<0.1
1316795	Rock	0.067	28.6	41	0.48	1144	0.273	5.84	0.840	2.72	0.8	9.7	55	2.3	14.2	10.8	0.9	2	9	15.6	<0.1
1316796	Rock	0.072	27.8	41	0.38	1154	0.265	5.30	0.845	2.82	1.6	10.1	54	2.9	15.4	9.7	0.8	<1	9	10.8	<0.1
1316797	Rock	0.069	21.9	33	0.36	1690	0.244	6.14	1.095	2.80	0.9	7.9	56	2.0	14.9	8.9	0.7	2	8	13.1	<0.1
1316798	Rock	0.059	29.5	35	0.33	1094	0.245	5.81	1.023	2.26	1.4	10.6	55	2.0	12.9	8.5	0.7	<1	8	11.0	<0.1
1316799	Rock	0.076	31.4	59	0.39	1484	0.290	6.02	0.752	2.86	1.1	11.3	66	2.5	15.1	10.8	0.8	2	10	14.9	<0.1
1316800	Rock Pulp	0.037	2.3	14	2.26	7	0.026	3.70	0.492	0.70	0.5	25.4	7	2.8	4.2	0.4	<0.1	<1	8	7.5	>10
1316801	Rock Pulp	0.058	8.5	53	1.31	494	0.339	6.28	2.343	0.83	0.8	24.9	19	1.6	12.6	3.8	0.3	1	16	14.7	<0.1
1316802	Rock	0.071	35.0	60	0.49	1161	0.309	5.90	0.544	2.87	1.4	8.2	69	2.4	16.8	11.8	0.8	2	10	20.0	<0.1
1316803	Rock	0.074	32.7	61	0.43	1006	0.302	5.87	0.529	2.83	2.0	8.0	67	2.2	15.3	10.9	0.9	1	10	17.4	<0.1
1316804	Rock	0.051	25.5	45	0.26	869	0.228	5.15	0.095	2.18	1.5	5.6	53	1.7	12.4	7.7	0.6	1	8	18.9	<0.1
1316805	Rock	0.045	30.0	47	0.21	832	0.235	4.93	0.053	2.99	9.0	5.7	58	2.2	11.9	8.1	0.5	2	9	15.5	<0.1
1316806	Rock	0.053	28.3	45	0.17	818	0.216	4.68	0.319	2.60	5.7	8.1	54	1.5	12.5	7.6	0.6	1	9	16.4	<0.1
1316807	Rock	0.039	26.5	46	0.12	806	0.234	4.54	0.037	1.76	3.0	9.7	53	1.4	9.7	8.8	0.6	1	8	33.7	<0.1
1316808	Rock	0.048	27.6	45	0.15	738	0.240	4.99	0.038	2.09	5.3	7.2	55	1.9	11.3	8.6	0.6	1	8	26.6	<0.1
1316809	Rock	0.054	28.8	49	0.22	802	0.250	5.18	0.062	2.27	4.4	9.1	56	1.5	12.8	8.4	0.6	2	9	21.1	<0.1
1316810	Rock	0.042	30.6	54	0.15	770	0.275	5.91	0.047	1.41	1.4	12.3	62	1.7	13.3	11.1	0.9	1	11	38.1	<0.1

This report supersedes all previous preliminary and final reports with this file number dated prior to the date on this certificate. Signature indicates final approval; preliminary reports are unsigned and should be used for reference only.

BUREAU VERITAS
MINERAL LABORATORIES
Canada

www.bureauveritas.com/um

Bureau Veritas Commodities Canada Ltd.

9050 Shaughnessy St Vancouver British Columbia V6P 6E5 Canada
PHONE (604) 253-3158

Client: **Goldstrike Resources Ltd.**
1010 - 1130 West Pender St.
Vancouver British Columbia V6E 4A4 Canada

Project: LUC
Report Date: October 16, 2018

CERTIFICATE OF ANALYSIS WHI18000670.1

	Method	MA200	MA200	MA200	MA200	MA200	MA200	MA200	AQ200
	Analyte	Rb	Hf	In	Re	Se	Te	Tl	Hg
	Unit	ppm	ppm	ppm	ppm	ppm	ppm	ppm	ppm
	MDL	0.1	0.1	0.05	0.005	1	0.5	0.5	0.01
1316781	Rock	98.6	0.5	<0.05	<0.005	<1	<0.5	0.7	0.42
1316782	Rock	99.1	0.4	<0.05	<0.005	<1	<0.5	0.6	0.89
1316783	Rock	109.1	0.4	0.06	<0.005	<1	<0.5	0.7	0.52
1316784	Rock	125.1	0.8	0.08	<0.005	<1	<0.5	0.9	0.49
1316785	Rock	148.8	0.5	<0.05	<0.005	<1	<0.5	1.1	0.64
1316786	Rock	134.0	0.5	0.06	<0.005	<1	<0.5	0.8	0.58
1316787	Rock	136.6	0.4	0.05	<0.005	<1	<0.5	0.9	0.30
1316788	Rock	139.1	0.4	0.06	<0.005	<1	<0.5	0.9	0.14
1316789	Rock	143.2	0.4	0.06	<0.005	<1	<0.5	0.8	0.47
1316790	Rock	140.2	0.3	0.07	<0.005	<1	<0.5	0.9	0.23
1316791	Rock	57.9	0.3	<0.05	<0.005	<1	<0.5	<0.5	0.22
1316792	Rock	83.0	0.4	0.09	<0.005	<1	<0.5	<0.5	0.34
1316793	Rock	81.4	0.3	<0.05	<0.005	<1	<0.5	0.6	0.06
1316794	Rock	112.5	0.3	0.07	<0.005	<1	<0.5	0.8	0.06
1316795	Rock	126.4	0.3	0.07	<0.005	<1	<0.5	0.7	0.03
1316796	Rock	107.5	0.3	0.08	<0.005	<1	<0.5	0.7	0.04
1316797	Rock	105.2	0.2	<0.05	<0.005	<1	<0.5	0.7	0.04
1316798	Rock	92.4	0.3	<0.05	<0.005	<1	<0.5	0.6	0.08
1316799	Rock	120.3	0.3	<0.05	<0.005	<1	<0.5	0.8	0.15
1316800	Rock Pulp	9.6	0.7	8.75	0.008	3	8.3	2.5	2.69
1316801	Rock Pulp	18.3	0.8	0.07	<0.005	<1	<0.5	<0.5	0.02
1316802	Rock	129.6	0.2	<0.05	<0.005	<1	<0.5	0.9	0.19
1316803	Rock	119.5	0.2	0.08	<0.005	<1	<0.5	0.8	0.26
1316804	Rock	88.1	0.1	<0.05	<0.005	<1	<0.5	0.5	0.32
1316805	Rock	90.7	0.2	<0.05	<0.005	<1	<0.5	0.6	0.35
1316806	Rock	81.4	0.2	<0.05	<0.005	<1	<0.5	<0.5	0.40
1316807	Rock	54.8	0.3	0.07	<0.005	<1	<0.5	<0.5	0.38
1316808	Rock	69.6	0.2	<0.05	<0.005	<1	<0.5	<0.5	0.50
1316809	Rock	83.3	0.2	<0.05	<0.005	<1	<0.5	<0.5	0.33
1316810	Rock	55.7	0.4	0.08	<0.005	<1	<0.5	<0.5	0.34

This report supersedes all previous preliminary and final reports with this file number dated prior to the date on this certificate. Signature indicates final approval; preliminary reports are unsigned and should be used for reference only.

BUREAU VERITAS
MINERAL LABORATORIES
Canada

www.bureauveritas.com/um

Bureau Veritas Commodities Canada Ltd.

9050 Shaughnessy St Vancouver British Columbia V6P 6E5 Canada
PHONE (604) 253-3158

Client: **Goldstrike Resources Ltd.**
1010 - 1130 West Pender St.
Vancouver British Columbia V6E 4A4 Canada

Project: LUC
Report Date: October 16, 2018

CERTIFICATE OF ANALYSIS WHI18000670.1

	Method	WGHT	FA350	MA200	MA200	MA200	MA200	MA200	MA200	MA200	MA200	MA200	MA200	MA200	MA200	MA200	MA200	MA200	MA200	MA200	MA200
	Analyte	Wgt	Au	Mo	Cu	Pb	Zn	Ag	Ni	Co	Mn	Fe	As	U	Th	Sr	Cd	Sb	Bi	V	Ca
	Unit	kg	ppb	ppm	ppm	ppm	ppm	ppm	ppm	ppm	ppm	%	ppm	ppm	ppm	ppm	ppm	ppm	ppm	ppm	%
	MDL	0.01	2	0.1	0.1	0.1	1	0.1	0.1	0.2	1	0.01	1	0.1	0.1	1	0.1	0.1	0.1	1	0.01
1316811	Rock	3.56	2	1.7	24.7	22.4	118	0.2	27.0	7.6	370	2.77	22	2.4	9.7	103	0.4	3.9	<0.1	90	0.09
1316812	Rock	3.38	<2	1.2	25.3	16.6	88	0.1	23.6	7.0	265	2.60	15	2.0	8.7	108	0.4	5.0	<0.1	80	0.09
1316813	Rock	3.69	<2	1.3	26.7	19.1	105	0.2	21.5	6.5	270	2.71	13	1.9	9.8	108	0.3	3.7	<0.1	86	0.08
1316814	Rock	3.58	2	1.2	30.9	24.0	130	0.1	21.0	6.3	247	2.71	18	2.5	11.4	206	0.4	4.2	0.1	98	0.12
1316815	Rock	3.41	<2	1.2	32.8	25.0	131	<0.1	27.5	8.8	348	3.68	8	2.0	12.7	122	0.2	2.3	0.2	127	0.12
1316816	Rock	3.08	<2	1.5	33.6	19.1	128	0.1	24.0	8.1	301	3.14	18	2.4	12.3	139	0.2	5.3	0.2	110	0.13
1316817	Rock	3.89	6	0.7	13.6	43.4	46	0.2	11.5	3.6	204	1.52	6	2.1	6.2	96	<0.1	0.5	0.5	42	0.07
1316818	Rock	4.00	7	2.0	16.6	24.0	73	0.1	18.8	6.4	438	2.28	32	4.7	11.2	97	0.2	2.0	0.3	78	0.09

This report supersedes all previous preliminary and final reports with this file number dated prior to the date on this certificate. Signature indicates final approval; preliminary reports are unsigned and should be used for reference only.

BUREAU VERITAS
MINERAL LABORATORIES
Canada

www.bureauveritas.com/um

Bureau Veritas Commodities Canada Ltd.

9050 Shaughnessy St Vancouver British Columbia V6P 6E5 Canada
PHONE (604) 253-3158

Client: **Goldstrike Resources Ltd.**
1010 - 1130 West Pender St.
Vancouver British Columbia V6E 4A4 Canada

Project: LUC
Report Date: October 16, 2018

CERTIFICATE OF ANALYSIS WHI18000670.1

	Method	MA200	MA200	MA200	MA200	MA200	MA200	MA200	MA200	MA200	MA200	MA200	MA200	MA200	MA200	MA200	MA200	MA200	MA200	MA200	MA200
	Analyte	P	La	Cr	Mg	Ba	Ti	Al	Na	K	W	Zr	Ce	Sn	Y	Nb	Ta	Be	Sc	Li	S
	Unit	%	ppm	ppm	%	ppm	%	%	%	%	ppm	ppm	ppm	ppm	ppm	ppm	ppm	ppm	ppm	ppm	%
	MDL	0.001	0.1	1	0.01	1	0.001	0.01	0.001	0.01	0.1	0.1	1	0.1	0.1	0.1	0.1	1	1	0.1	0.1
1316811	Rock	0.050	26.3	46	0.15	880	0.243	5.50	0.047	1.53	1.5	13.1	52	1.7	12.6	9.1	0.6	1	8	24.8	<0.1
1316812	Rock	0.055	24.2	52	0.15	869	0.218	4.97	0.039	1.75	2.3	6.3	47	1.6	11.9	7.8	0.5	1	9	19.7	<0.1
1316813	Rock	0.050	28.4	43	0.18	781	0.228	5.17	0.046	1.67	1.8	9.6	56	1.7	13.5	8.1	0.6	2	8	23.1	<0.1
1316814	Rock	0.071	29.8	50	0.21	1080	0.287	6.02	0.056	2.14	1.5	9.4	57	2.5	14.3	11.3	0.8	1	9	25.8	<0.1
1316815	Rock	0.075	32.1	68	0.42	1208	0.382	6.74	0.066	2.96	1.6	9.1	66	2.0	18.9	13.7	0.9	1	13	17.1	<0.1
1316816	Rock	0.067	33.3	57	0.25	1146	0.326	6.55	0.074	2.29	1.7	10.0	68	2.2	16.4	12.2	0.8	1	11	23.4	<0.1
1316817	Rock	0.043	12.9	18	0.14	1496	0.123	6.27	0.606	4.39	1.0	10.9	26	3.0	4.9	5.8	0.6	2	4	6.9	<0.1
1316818	Rock	0.040	25.5	39	0.11	1177	0.209	6.19	0.226	2.97	1.4	18.3	53	3.1	8.4	8.9	0.9	2	7	16.4	<0.1

This report supersedes all previous preliminary and final reports with this file number dated prior to the date on this certificate. Signature indicates final approval; preliminary reports are unsigned and should be used for reference only.

BUREAU VERITAS
MINERAL LABORATORIES
Canada

www.bureauveritas.com/um

Bureau Veritas Commodities Canada Ltd.

9050 Shaughnessy St Vancouver British Columbia V6P 6E5 Canada
PHONE (604) 253-3158

Client: **Goldstrike Resources Ltd.**
1010 - 1130 West Pender St.
Vancouver British Columbia V6E 4A4 Canada

Project: LUC
Report Date: October 16, 2018

CERTIFICATE OF ANALYSIS WHI18000670.1

	Method	MA200	MA200	MA200	MA200	MA200	MA200	MA200	AQ200
	Analyte	Rb	Hf	In	Re	Se	Te	Tl	Hg
	Unit	ppm	ppm	ppm	ppm	ppm	ppm	ppm	ppm
	MDL	0.1	0.1	0.05	0.005	1	0.5	0.5	0.01
1316811	Rock	56.9	0.4	0.05	<0.005	<1	<0.5	<0.5	0.49
1316812	Rock	61.5	0.2	<0.05	<0.005	<1	<0.5	<0.5	0.35
1316813	Rock	69.4	0.3	<0.05	<0.005	<1	<0.5	<0.5	0.44
1316814	Rock	87.9	0.3	0.08	<0.005	<1	<0.5	<0.5	0.46
1316815	Rock	126.2	0.2	0.06	<0.005	<1	<0.5	0.7	0.31
1316816	Rock	96.1	0.2	0.11	<0.005	1	<0.5	<0.5	0.53
1316817	Rock	139.7	0.4	<0.05	<0.005	<1	<0.5	0.9	0.10
1316818	Rock	96.1	0.6	0.06	<0.005	<1	<0.5	<0.5	0.15

This report supersedes all previous preliminary and final reports with this file number dated prior to the date on this certificate. Signature indicates final approval; preliminary reports are unsigned and should be used for reference only.

BUREAU VERITAS
MINERAL LABORATORIES
Canada

www.bureauveritas.com/um

Bureau Veritas Commodities Canada Ltd.
9050 Shaughnessy St Vancouver British Columbia V6P 6E5 Canada
PHONE (604) 253-3158

Client: **Goldstrike Resources Ltd.**
1010 - 1130 West Pender St.
Vancouver British Columbia V6E 4A4 Canada

Project: LUC
Report Date: October 16, 2018

QUALITY CONTROL REPORT WHI18000670.1

	Method	WGHT	FA350	MA200	MA200	MA200	MA200	MA200	MA200	MA200	MA200	MA200	MA200	MA200	MA200	MA200	MA200	MA200	MA200	MA200	MA200
	Analyte	Wgt	Au	Mo	Cu	Pb	Zn	Ag	Ni	Co	Mn	Fe	As	U	Th	Sr	Cd	Sb	Bi	V	Ca
	Unit	kg	ppb	ppm	ppm	ppm	ppm	ppm	ppm	ppm	ppm	%	ppm	ppm	ppm	ppm	ppm	ppm	ppm	ppm	%
	MDL	0.01	2	0.1	0.1	0.1	1	0.1	0.1	0.2	1	0.01	1	0.1	0.1	1	0.1	0.1	0.1	1	0.01
Pulp Duplicates																					
1316753	Rock	4.45	4	1.5	47.0	16.1	154	0.1	37.5	12.6	288	4.88	5	3.4	16.2	54	0.1	0.7	0.2	173	0.12
REP 1316753	QC			1.6	47.8	16.0	160	<0.1	38.9	11.8	293	4.98	4	3.5	16.3	57	0.2	0.6	0.2	175	0.12
1316758	Rock	4.89	173	3.5	60.7	16.8	127	0.2	37.7	11.4	319	4.51	6	3.2	12.9	47	0.2	3.8	0.2	130	0.12
REP 1316758	QC		175																		
1316765	Rock	4.83	9	2.3	46.4	11.1	119	<0.1	31.7	8.9	230	3.99	4	2.3	14.1	58	0.1	1.9	0.2	140	0.08
REP 1316765	QC																				
1316786	Rock	4.12	3	1.7	36.8	14.1	131	0.1	37.6	12.5	434	4.03	6	2.1	14.6	62	0.2	6.6	0.1	182	0.15
REP 1316786	QC			1.6	35.2	13.5	121	0.1	36.3	12.1	426	4.13	8	2.1	13.5	63	0.2	7.0	<0.1	187	0.15
1316791	Rock	3.62	<2	1.2	25.7	19.0	81	<0.1	25.1	8.3	447	2.59	29	1.8	8.7	71	0.2	2.0	0.1	94	0.10
REP 1316791	QC		<2																		
1316799	Rock	3.29	<2	1.9	26.4	13.7	123	0.1	27.7	7.8	329	3.26	12	2.3	11.2	63	0.3	1.8	<0.1	112	0.36
REP 1316799	QC																				
Core Reject Duplicates																					
1316773	Rock	3.56	<2	1.5	34.1	20.4	108	0.1	25.4	8.5	279	3.46	4	2.2	13.9	58	0.1	0.8	0.2	134	0.14
DUP 1316773	QC		3	1.5	35.6	20.5	116	0.1	26.9	8.8	261	3.47	5	2.1	14.1	62	0.2	0.9	0.2	143	0.13
1316807	Rock	3.42	3	1.7	33.8	17.0	135	0.2	28.2	7.2	306	2.83	13	2.6	9.6	125	0.4	8.0	<0.1	94	0.06
DUP 1316807	QC		3	1.8	35.2	17.7	148	0.2	28.3	7.0	310	2.90	13	2.6	9.4	132	0.2	8.5	<0.1	95	0.07
Reference Materials																					
STD DS11	Standard																				
STD DS11	Standard																				
STD OREAS25A-4A	Standard			2.3	31.8	22.6	42	<0.1	43.8	6.9	451	6.39	9	2.7	13.2	42	<0.1	0.5	0.3	157	0.24
STD OREAS25A-4A	Standard			2.1	31.4	23.0	44	<0.1	42.7	7.1	466	6.19	10	2.6	13.1	43	<0.1	0.5	0.3	158	0.24
STD OREAS45EA	Standard																				
STD OREAS45EA	Standard																				
STD OREAS45E	Standard			2.4	783.8	19.7	51	0.3	474.7	58.3	563	24.48	18	2.6	13.9	17	<0.1	1.0	0.3	338	0.07
STD OREAS45E	Standard			2.3	778.0	19.0	45	0.3	477.7	56.5	556	23.76	17	2.6	14.0	18	<0.1	1.1	0.3	345	0.06
STD OXC145	Standard		220																		
STD OXC145	Standard		212																		

This report supersedes all previous preliminary and final reports with this file number dated prior to the date on this certificate. Signature indicates final approval; preliminary reports are unsigned and should be used for reference only.

BUREAU VERITAS
MINERAL LABORATORIES
Canada

www.bureauveritas.com/um

Bureau Veritas Commodities Canada Ltd.
9050 Shaughnessy St Vancouver British Columbia V6P 6E5 Canada
PHONE (604) 253-3158

Client: **Goldstrike Resources Ltd.**
1010 - 1130 West Pender St.
Vancouver British Columbia V6E 4A4 Canada

Project: LUC
Report Date: October 16, 2018

QUALITY CONTROL REPORT WHI18000670.1

	Method	MA200	MA200	MA200	MA200	MA200	MA200	MA200	MA200	MA200	MA200	MA200	MA200	MA200	MA200	MA200	MA200	MA200	MA200	MA200	MA200
	Analyte	P	La	Cr	Mg	Ba	Ti	Al	Na	K	W	Zr	Ce	Sn	Y	Nb	Ta	Be	Sc	Li	S
	Unit	%	ppm	ppm	%	ppm	%	%	%	%	ppm	ppm	ppm	ppm	ppm	ppm	ppm	ppm	ppm	ppm	%
	MDL	0.001	0.1	1	0.01	1	0.001	0.01	0.001	0.01	0.1	0.1	1	0.1	0.1	0.1	0.1	1	1	0.1	0.1
Pulp Duplicates																					
1316753	Rock	0.085	40.9	90	0.81	1522	0.472	6.72	0.149	3.13	0.9	17.8	79	2.1	14.1	15.7	0.9	2	15	28.8	<0.1
REP 1316753	QC	0.077	41.1	91	0.83	1525	0.488	6.88	0.151	2.78	0.9	18.4	81	1.9	14.5	16.7	0.9	2	16	28.1	<0.1
1316758	Rock	0.099	37.1	55	0.32	1626	0.242	6.68	0.297	4.95	6.0	19.3	73	1.7	14.4	8.7	0.6	2	11	12.5	<0.1
REP 1316758	QC																				
1316765	Rock	0.082	36.9	67	0.40	1252	0.282	5.92	0.295	3.09	3.5	15.3	70	1.4	13.4	8.1	0.4	2	10	10.4	<0.1
REP 1316765	QC																				
1316786	Rock	0.089	39.5	82	0.40	1466	0.341	6.58	0.127	3.78	11.6	16.3	86	1.5	13.6	11.3	0.8	2	14	15.3	<0.1
REP 1316786	QC	0.088	40.8	77	0.41	1453	0.354	6.69	0.127	3.66	11.7	16.2	83	1.7	14.0	12.2	0.8	2	14	14.1	<0.1
1316791	Rock	0.057	25.8	37	0.15	984	0.247	4.87	0.046	1.43	0.9	9.5	50	2.1	12.0	8.1	0.6	1	8	9.7	<0.1
REP 1316791	QC																				
1316799	Rock	0.076	31.4	59	0.39	1484	0.290	6.02	0.752	2.86	1.1	11.3	66	2.5	15.1	10.8	0.8	2	10	14.9	<0.1
REP 1316799	QC																				
Core Reject Duplicates																					
1316773	Rock	0.080	33.6	58	0.51	1477	0.323	6.36	0.384	3.15	1.1	15.2	66	2.0	14.4	12.3	0.8	2	13	10.2	<0.1
DUP 1316773	QC	0.089	34.5	59	0.52	1539	0.327	6.41	0.372	3.15	1.2	15.8	68	2.2	16.6	13.4	0.8	2	13	10.8	<0.1
1316807	Rock	0.039	26.5	46	0.12	806	0.234	4.54	0.037	1.76	3.0	9.7	53	1.4	9.7	8.8	0.6	1	8	33.7	<0.1
DUP 1316807	QC	0.041	28.2	45	0.13	787	0.235	4.62	0.040	1.72	2.9	9.6	55	1.3	10.1	9.6	0.6	1	8	35.3	<0.1
Reference Materials																					
STD DS11	Standard																				
STD DS11	Standard																				
STD OREAS25A-4A	Standard	0.044	17.2	110	0.31	138	0.906	7.79	0.116	0.47	1.7	143.6	41	3.8	9.1	19.0	1.3	<1	11	33.4	<0.1
STD OREAS25A-4A	Standard	0.045	16.4	109	0.29	130	0.882	7.96	0.116	0.43	1.5	139.3	40	3.5	8.3	17.7	1.3	<1	11	36.3	<0.1
STD OREAS45EA	Standard																				
STD OREAS45EA	Standard																				
STD OREAS45E	Standard	0.034	12.4	1017	0.16	274	0.541	7.00	0.049	0.33	1.0	95.1	25	1.3	8.8	6.3	0.5	<1	90	7.4	<0.1
STD OREAS45E	Standard	0.031	12.1	971	0.16	254	0.528	6.71	0.054	0.33	1.1	95.9	26	1.3	8.3	6.1	0.5	<1	93	6.5	<0.1
STD OXC145	Standard																				
STD OXC145	Standard																				

This report supersedes all previous preliminary and final reports with this file number dated prior to the date on this certificate. Signature indicates final approval; preliminary reports are unsigned and should be used for reference only.

BUREAU VERITAS
MINERAL LABORATORIES
Canada

www.bureauveritas.com/um

Bureau Veritas Commodities Canada Ltd.
9050 Shaughnessy St Vancouver British Columbia V6P 6E5 Canada
PHONE (604) 253-3158

Client: **Goldstrike Resources Ltd.**
1010 - 1130 West Pender St.
Vancouver British Columbia V6E 4A4 Canada

Project: LUC
Report Date: October 16, 2018

QUALITY CONTROL REPORT WHI18000670.1

	Method	MA200	MA200	MA200	MA200	MA200	MA200	MA200	AQ200
	Analyte	Rb	Hf	In	Re	Se	Te	Tl	Hg
	Unit	ppm	ppm	ppm	ppm	ppm	ppm	ppm	ppm
	MDL	0.1	0.1	0.05	0.005	1	0.5	0.5	0.01
Pulp Duplicates									
1316753	Rock	156.9	0.5	0.09	<0.005	2	<0.5	1.0	0.14
REP 1316753	QC	154.1	0.5	0.10	<0.005	1	<0.5	1.0	
1316758	Rock	131.2	0.5	0.08	<0.005	1	<0.5	0.9	0.29
REP 1316758	QC								
1316765	Rock	120.1	0.4	<0.05	<0.005	2	<0.5	0.7	0.17
REP 1316765	QC								0.17
1316786	Rock	134.0	0.5	0.06	<0.005	<1	<0.5	0.8	0.58
REP 1316786	QC	135.6	0.4	<0.05	<0.005	<1	<0.5	0.8	
1316791	Rock	57.9	0.3	<0.05	<0.005	<1	<0.5	<0.5	0.22
REP 1316791	QC								
1316799	Rock	120.3	0.3	<0.05	<0.005	<1	<0.5	0.8	0.15
REP 1316799	QC								0.15
Core Reject Duplicates									
1316773	Rock	131.4	0.4	0.08	<0.005	2	<0.5	0.7	0.09
DUP 1316773	QC	138.3	0.4	0.06	<0.005	<1	<0.5	0.8	0.09
1316807	Rock	54.8	0.3	0.07	<0.005	<1	<0.5	<0.5	0.38
DUP 1316807	QC	58.9	0.2	<0.05	<0.005	<1	<0.5	<0.5	0.49
Reference Materials									
STD DS11	Standard								0.24
STD DS11	Standard								0.24
STD OREAS25A-4A	Standard	53.5	3.8	0.11	<0.005	3	<0.5	<0.5	
STD OREAS25A-4A	Standard	53.8	3.8	0.09	<0.005	3	<0.5	<0.5	
STD OREAS45EA	Standard								0.01
STD OREAS45EA	Standard								<0.01
STD OREAS45E	Standard	21.1	3.1	0.11	<0.005	3	<0.5	<0.5	
STD OREAS45E	Standard	23.1	2.9	0.17	<0.005	3	<0.5	<0.5	
STD OXC145	Standard								
STD OXC145	Standard								

This report supersedes all previous preliminary and final reports with this file number dated prior to the date on this certificate. Signature indicates final approval; preliminary reports are unsigned and should be used for reference only.

BUREAU VERITAS
MINERAL LABORATORIES
Canada

www.bureauveritas.com/um

Bureau Veritas Commodities Canada Ltd.
9050 Shaughnessy St Vancouver British Columbia V6P 6E5 Canada
PHONE (604) 253-3158

Client: **Goldstrike Resources Ltd.**
1010 - 1130 West Pender St.
Vancouver British Columbia V6E 4A4 Canada

Project: LUC
Report Date: October 16, 2018

QUALITY CONTROL REPORT WHI18000670.1

		WGHT	FA350	MA200	MA200	MA200	MA200	MA200	MA200	MA200	MA200	MA200	MA200	MA200	MA200	MA200	MA200	MA200	MA200	MA200	MA200
		Wgt	Au	Mo	Cu	Pb	Zn	Ag	Ni	Co	Mn	Fe	As	U	Th	Sr	Cd	Sb	Bi	V	Ca
		kg	ppb	ppm	ppm	ppm	ppm	ppm	ppm	ppm	ppm	%	ppm	ppm	ppm	ppm	ppm	ppm	ppm	ppm	%
		0.01	2	0.1	0.1	0.1	1	0.1	0.1	0.2	1	0.01	1	0.1	0.1	1	0.1	0.1	0.1	1	0.01
STD OXC145	Standard		211																		
STD OXH139	Standard		1280																		
STD OXH139	Standard		1264																		
STD OXH139	Standard		1323																		
STD DS11 Expected																					
STD OXC145 Expected			212																		
STD OXH139 Expected			1312																		
STD OREAS25A-4A Expected				2.55	33.9	25.2	44.4		45.8	8.2	470	6.6	9.94	2.94	15.8	48.5		0.67	0.35	157	0.309
STD OREAS45E Expected				2.4	780	18.2	46.7	0.311	454	57	570	24.12	16.3	2.41	12.9	15.9	0.06	1	0.28	322	0.065
BLK	Blank																				
BLK	Blank																				
BLK	Blank		<2																		
BLK	Blank		<2																		
BLK	Blank		<2																		
BLK	Blank		<2																		
BLK	Blank		<2																		
BLK	Blank		<2																		
BLK	Blank			<0.1	0.1	<0.1	<1	<0.1	<0.1	<0.2	<1	<0.01	<1	<0.1	<0.1	<1	<0.1	<0.1	<0.1	<1	<0.01
BLK	Blank			<0.1	0.1	<0.1	1	<0.1	0.4	<0.2	<1	<0.01	<1	<0.1	<0.1	<1	<0.1	<0.1	<0.1	<1	<0.01
Prep Wash																					
ROCK-WHI	Prep Blank		<2	1.4	4.0	3.1	44	<0.1	1.0	3.7	715	2.17	2	1.2	2.9	187	<0.1	0.1	<0.1	31	1.43
ROCK-WHI	Prep Blank		<2	1.5	3.5	2.7	42	<0.1	1.9	4.2	687	2.21	2	1.2	2.9	192	<0.1	0.1	<0.1	34	1.43

This report supersedes all previous preliminary and final reports with this file number dated prior to the date on this certificate. Signature indicates final approval; preliminary reports are unsigned and should be used for reference only.

BUREAU VERITAS
MINERAL LABORATORIES
Canada

www.bureauveritas.com/um

Bureau Veritas Commodities Canada Ltd.
9050 Shaughnessy St Vancouver British Columbia V6P 6E5 Canada
PHONE (604) 253-3158

Client: **Goldstrike Resources Ltd.**
1010 - 1130 West Pender St.
Vancouver British Columbia V6E 4A4 Canada

Project: LUC
Report Date: October 16, 2018

QUALITY CONTROL REPORT WHI18000670.1

		MA200 P % 0.001	MA200 La ppm 0.1	MA200 Cr ppm 1	MA200 Mg % 0.01	MA200 Ba ppm 1	MA200 Ti % 0.001	MA200 Al % 0.01	MA200 Na % 0.001	MA200 K % 0.01	MA200 W ppm 0.1	MA200 Zr ppm 0.1	MA200 Ce ppm 1	MA200 Sn ppm 0.1	MA200 Y ppm 0.1	MA200 Nb ppm 0.1	MA200 Ta ppm 0.1	MA200 Be ppm 1	MA200 Sc ppm 1	MA200 Li ppm 0.1	MA200 S % 0.1
STD OXC145	Standard																				
STD OXH139	Standard																				
STD OXH139	Standard																				
STD OXH139	Standard																				
STD DS11 Expected																					
STD OXC145 Expected																					
STD OXH139 Expected																					
STD OREAS25A-4A Expected		0.048	21.8	115	0.327	147	0.977	8.87	0.134	0.482	2	155	48.9	4.06	10.5	20.9	1.5	0.93	13.7	36.7	0.047
STD OREAS45E Expected		0.034	11	979	0.156	252	0.559	6.78	0.059	0.324	1.07	97	23.5	1.32	8.28	6.8	0.54		93	6.58	0.046
BLK	Blank																				
BLK	Blank																				
BLK	Blank																				
BLK	Blank																				
BLK	Blank																				
BLK	Blank																				
BLK	Blank																				
BLK	Blank																				
BLK	Blank	0.002	<0.1	<1	<0.01	<1	<0.001	<0.01	0.002	<0.01	<0.1	<0.1	<1	<0.1	<0.1	<0.1	<0.1	<1	<1	<0.1	<0.1
BLK	Blank	<0.001	<0.1	<1	<0.01	<1	<0.001	<0.01	0.002	<0.01	<0.1	<0.1	<1	<0.1	<0.1	<0.1	<0.1	<1	<1	<0.1	<0.1
Prep Wash																					
ROCK-WHI	Prep Blank	0.041	13.6	3	0.55	844	0.208	6.69	3.425	1.63	0.3	56.2	26	0.9	16.8	5.5	0.4	1	7	2.8	<0.1
ROCK-WHI	Prep Blank	0.038	13.2	6	0.58	791	0.208	6.65	3.470	1.49	0.3	55.5	24	0.9	16.0	5.7	0.4	1	7	2.5	<0.1

This report supersedes all previous preliminary and final reports with this file number dated prior to the date on this certificate. Signature indicates final approval; preliminary reports are unsigned and should be used for reference only.

BUREAU VERITAS
MINERAL LABORATORIES
Canada

www.bureauveritas.com/um

Bureau Veritas Commodities Canada Ltd.
9050 Shaughnessy St Vancouver British Columbia V6P 6E5 Canada
PHONE (604) 253-3158

Client: **Goldstrike Resources Ltd.**
1010 - 1130 West Pender St.
Vancouver British Columbia V6E 4A4 Canada

Project: LUC
Report Date: October 16, 2018

QUALITY CONTROL REPORT WHI18000670.1

		MA200 Rb ppm 0.1	MA200 Hf ppm 0.1	MA200 In ppm 0.05	MA200 Re ppm 0.005	MA200 Se ppm 1	MA200 Te ppm 0.5	MA200 Tl ppm 0.5	AQ200 Hg ppm 0.01
STD OXC145	Standard								
STD OXH139	Standard								
STD OXH139	Standard								
STD OXH139	Standard								
STD DS11 Expected									0.26
STD OXC145 Expected									
STD OXH139 Expected									
STD OREAS25A-4A Expected		61	4.28	0.09		2.5		0.35	
STD OREAS45E Expected		21.2	3.11	0.099		2.97	0.1	0.15	
BLK	Blank								<0.01
BLK	Blank								<0.01
BLK	Blank								
BLK	Blank								
BLK	Blank								
BLK	Blank								
BLK	Blank								
BLK	Blank								
BLK	Blank	0.2	<0.1	<0.05	<0.005	<1	<0.5	<0.5	
BLK	Blank	<0.1	<0.1	<0.05	<0.005	<1	<0.5	<0.5	
Prep Wash									
ROCK-WHI	Prep Blank	34.7	2.0	<0.05	<0.005	<1	<0.5	<0.5	<0.01
ROCK-WHI	Prep Blank	31.4	1.8	<0.05	<0.005	<1	<0.5	<0.5	<0.01

This report supersedes all previous preliminary and final reports with this file number dated prior to the date on this certificate. Signature indicates final approval; preliminary reports are unsigned and should be used for reference only.

LSTR-18-06 Assay Certificate WHI18000671.1

BUREAU VERITAS
MINERAL LABORATORIES
Canada

www.bureauveritas.com/um

Bureau Veritas Commodities Canada Ltd.
9050 Shaughnessy St Vancouver British Columbia V6P 6E5 Canada
PHONE (604) 253-3158

Client: **Goldstrike Resources Ltd.**
1010 - 1130 West Pender St.
Vancouver British Columbia V6E 4A4 Canada

Submitted By:	Email Distribution List
Receiving Lab:	Canada-Whitehorse
Received:	August 17, 2018
Report Date:	October 17, 2018
Page:	1 of 3

CERTIFICATE OF ANALYSIS WHI18000671.1

CLIENT JOB INFORMATION

Project:	LUC
Shipment ID:	LSTR-18-06
P.O. Number	
Number of Samples:	40

SAMPLE DISPOSAL

STOR-PLP	Store After 90 days Invoice for Storage
STOR-RJT	Store After 60 days Invoice for Storage

Bureau Veritas does not accept responsibility for samples left at the laboratory after 90 days without prior written instructions for sample storage or return.

SAMPLE PREPARATION AND ANALYTICAL PROCEDURES

Procedure Code	Number of Samples	Code Description	Test Wgt (g)	Report Status	Lab
PRP70-250	39	Crush, split and pulverize 250 g rock to 200 mesh			WHI
SLBHP	1	Sort, label and box pulps			WHI
FA350-Au	40	50g Fire assay fusion Au by ICP-ES	50	Completed	VAN
EN002	40	Environmental disposal charge-Fire assay lead waste			VAN
MA200	40	4 Acid digestion ICP-MS analysis	0.25	Completed	VAN
AQ200-HG	40	Hg by AR digestion ICP-MS analysis	0.5	Completed	VAN
SHP01	40	Per sample shipping charges for branch shipments			VAN

ADDITIONAL COMMENTS

Invoice To: Luckystrike Resources Ltd.
1010 – 1130 West Pender Street
Vancouver British Columbia V6E 4A4
Canada

CC:

BRITISH COLUMBIA CERTIFIED ASSAYER
Marcus Lau
MARCUS LAU
Production Manager

This report supersedes all previous preliminary and final reports with this file number dated prior to the date on this certificate. Signature indicates final approval; preliminary reports are unsigned and should be used for reference only.
All results are considered the confidential property of the client. Bureau Veritas assumes the liabilities for actual cost of analysis only. Results apply to samples as submitted.
"*" asterisk indicates that an analytical result could not be provided due to unusually high levels of interference from other elements.

BUREAU VERITAS
MINERAL LABORATORIES
Canada

www.bureauveritas.com/um

Bureau Veritas Commodities Canada Ltd.

9050 Shaughnessy St Vancouver British Columbia V6P 6E5 Canada
PHONE (604) 253-3158

Client: **Goldstrike Resources Ltd.**
1010 - 1130 West Pender St.
Vancouver British Columbia V6E 4A4 Canada

Project: LUC
Report Date: October 17, 2018

CERTIFICATE OF ANALYSIS WHI18000671.1

	Method	WGHT	FA350	MA200	MA200	MA200	MA200	MA200	MA200	MA200	MA200	MA200	MA200	MA200	MA200	MA200	MA200	MA200	MA200	MA200	MA200
	Analyte	Wgt	Au	Mo	Cu	Pb	Zn	Ag	Ni	Co	Mn	Fe	As	U	Th	Sr	Cd	Sb	Bi	V	Ca
	Unit	kg	ppb	ppm	ppm	ppm	ppm	ppm	ppm	ppm	ppm	%	ppm	ppm	ppm	ppm	ppm	ppm	ppm	ppm	%
	MDL	0.01	2	0.1	0.1	0.1	1	0.1	0.1	0.2	1	0.01	1	0.1	0.1	1	0.1	0.1	0.1	1	0.01
1316851	Rock	2.85	5	1.0	16.1	11.7	41	<0.1	10.8	3.8	210	2.18	14	2.7	9.9	69	<0.1	1.1	0.2	56	0.04
1316852	Rock	2.89	2	0.8	13.5	11.4	31	0.1	8.6	4.4	138	1.82	12	2.6	7.4	48	<0.1	3.1	0.2	49	0.03
1316853	Rock	3.30	2	0.9	13.8	10.7	23	0.1	6.7	3.3	133	1.56	18	2.3	7.6	39	<0.1	1.0	0.2	63	0.03
1316854	Rock	3.22	3	1.1	18.8	15.9	28	0.1	7.4	3.2	125	1.57	19	2.6	8.5	56	<0.1	2.3	0.2	59	0.04
1316855	Rock	4.00	3	0.9	21.0	11.8	33	<0.1	10.1	4.8	158	1.93	15	2.6	8.1	66	<0.1	1.0	0.1	69	0.03
1316856	Rock	3.77	3	1.1	19.1	12.7	50	0.2	14.5	5.2	164	2.39	20	2.6	8.5	45	0.1	5.8	0.1	72	0.02
1316857	Rock	3.46	4	0.9	20.3	18.7	50	<0.1	13.9	5.0	209	2.14	9	4.4	9.6	49	<0.1	0.9	0.3	84	0.05
1316858	Rock	3.47	5	0.9	27.9	17.6	85	<0.1	22.8	6.6	280	3.19	7	4.4	9.6	57	0.2	0.9	0.2	85	0.14
1316859	Rock	3.79	6	1.2	33.8	24.1	81	<0.1	23.4	6.1	213	3.20	11	6.3	8.3	57	0.2	1.6	0.3	80	0.13
1316860	Rock	4.26	6	0.8	33.8	13.5	103	0.2	39.8	10.6	302	2.83	3	2.6	7.2	53	0.2	0.4	0.1	77	0.25
1316861	Rock	4.50	86	1.7	52.4	131.8	106	0.9	32.8	10.3	343	3.75	16	3.7	10.2	49	0.2	0.5	2.3	102	0.09
1316862	Rock	3.81	11	1.7	39.6	41.2	109	0.4	29.5	10.1	364	3.47	25	4.4	12.6	67	0.2	0.7	0.2	116	0.08
1316863	Rock	3.76	7	1.3	38.5	18.4	58	0.2	20.9	7.4	283	2.67	35	3.1	9.1	33	<0.1	0.7	0.2	88	0.07
1316864	Rock	3.57	11	2.0	35.2	18.7	126	0.2	30.8	10.5	383	4.65	10	4.4	14.4	45	0.3	0.5	0.1	133	0.08
1316865	Rock	3.61	10	2.0	26.9	19.6	74	0.2	19.4	6.3	275	2.83	20	3.5	11.2	69	<0.1	0.4	<0.1	106	0.10
1316866	Rock	3.83	7	2.2	49.1	19.8	183	0.2	57.0	19.1	778	4.51	13	4.4	16.9	54	0.4	0.7	0.2	165	0.33
1316867	Rock	3.27	9	1.7	51.4	17.7	152	0.2	46.0	13.9	414	4.68	7	3.8	15.3	63	0.3	0.5	0.1	141	0.14
1316868	Rock	3.50	13	3.4	36.4	19.4	92	0.3	23.5	8.7	255	3.61	18	4.5	14.0	60	0.2	1.5	0.1	112	0.05
1316869	Rock	3.80	5	1.8	41.1	21.4	80	0.2	20.4	7.0	224	3.39	32	5.8	11.6	99	0.3	2.7	0.1	122	0.04
1316870	Rock	3.38	9	3.0	36.7	21.7	84	0.2	22.2	5.6	188	3.75	18	4.3	10.9	112	0.3	5.4	0.1	118	0.03
1316871	Rock	3.05	4	2.3	33.7	25.2	84	0.2	24.5	5.4	99	3.12	35	3.8	9.4	83	0.2	3.9	0.1	89	0.02
1316872	Rock	3.45	4	1.9	45.8	55.5	71	0.2	16.3	5.5	158	3.26	71	4.9	13.6	160	0.2	17.8	0.1	107	0.04
1316873	Rock	3.73	3	2.0	50.4	59.7	104	0.2	22.3	7.8	224	4.56	31	4.6	10.6	67	0.2	18.9	0.1	103	0.04
1316874	Rock	4.39	4	1.6	46.3	35.9	119	0.2	29.9	6.7	207	5.02	34	5.5	13.1	59	0.3	3.8	0.2	114	0.04
1316875	Rock Pulp	0.05	6359	1.5	14.2	20.4	63	0.3	12.0	1.7	883	0.54	4101	2.5	1.9	197	0.4	37.7	0.5	28	25.94
1316876	Rock	3.64	6	2.9	51.6	20.1	188	0.2	36.7	6.6	198	5.33	12	6.5	11.0	90	0.4	1.2	0.2	92	0.03
1316877	Rock	3.95	205	2.4	61.3	22.7	113	0.3	21.9	5.8	226	5.16	17	6.7	9.5	71	0.3	1.2	0.2	77	0.04
1316878	Rock	3.61	23	2.1	37.9	16.1	210	0.2	45.6	7.5	132	7.41	21	13.1	7.5	75	0.4	1.1	0.1	55	0.05
1316879	Rock	4.24	17	1.7	17.6	11.7	111	0.1	24.9	3.3	112	3.96	17	6.0	10.5	80	<0.1	1.1	0.1	62	0.03
1316880	Rock	5.10	12	1.1	31.7	26.0	206	0.1	49.8	5.8	111	6.96	10	18.0	2.4	38	0.4	0.9	0.4	25	0.01

This report supersedes all previous preliminary and final reports with this file number dated prior to the date on this certificate. Signature indicates final approval; preliminary reports are unsigned and should be used for reference only.

BUREAU VERITAS
MINERAL LABORATORIES
Canada

www.bureauveritas.com/um

Bureau Veritas Commodities Canada Ltd.

9050 Shaughnessy St Vancouver British Columbia V6P 6E5 Canada
PHONE (604) 253-3158

Client: **Goldstrike Resources Ltd.**
1010 - 1130 West Pender St.
Vancouver British Columbia V6E 4A4 Canada

Project: LUC
Report Date: October 17, 2018

CERTIFICATE OF ANALYSIS WHI18000671.1

	Method	MA200	MA200	MA200	MA200	MA200	MA200	MA200	MA200	MA200	MA200	MA200	MA200	MA200	MA200	MA200	MA200	MA200	MA200	MA200	MA200
	Analyte	P	La	Cr	Mg	Ba	Ti	Al	Na	K	W	Zr	Ce	Sn	Y	Nb	Ta	Be	Sc	Li	S
	Unit	%	ppm	ppm	%	ppm	%	%	%	%	ppm	ppm	ppm	ppm	ppm	ppm	ppm	ppm	ppm	ppm	%
	MDL	0.001	0.1	1	0.01	1	0.001	0.01	0.001	0.01	0.1	0.1	1	0.1	0.1	0.1	0.1	1	1	0.1	0.1
1316851	Rock	0.031	26.7	18	0.11	1057	0.198	5.14	0.221	1.78	1.2	18.9	53	2.3	9.1	7.6	0.6	<1	7	10.4	<0.1
1316852	Rock	0.030	23.7	18	0.11	733	0.164	4.81	0.104	1.76	1.4	17.2	47	1.5	8.9	6.8	0.5	<1	6	12.3	<0.1
1316853	Rock	0.026	22.3	20	0.13	928	0.180	4.61	0.054	2.15	1.3	16.7	44	2.2	7.5	7.6	0.6	<1	6	9.6	<0.1
1316854	Rock	0.031	25.3	21	0.13	1156	0.186	5.42	0.125	2.40	1.4	20.4	51	1.7	9.2	7.9	0.7	1	6	10.1	<0.1
1316855	Rock	0.035	25.5	24	0.16	922	0.190	5.25	0.092	1.96	0.8	16.4	52	1.6	9.9	7.8	0.6	1	7	12.5	<0.1
1316856	Rock	0.043	25.3	28	0.14	934	0.205	4.84	0.051	2.22	2.8	19.6	50	1.7	9.9	7.7	0.6	1	7	11.5	<0.1
1316857	Rock	0.038	27.0	35	0.25	1083	0.232	5.54	0.191	2.65	1.4	19.8	56	3.4	13.2	9.3	0.7	<1	8	9.0	<0.1
1316858	Rock	0.058	25.9	36	0.38	1550	0.240	5.91	0.303	2.75	1.2	20.4	52	2.5	15.1	9.3	0.7	2	8	10.5	<0.1
1316859	Rock	0.071	21.2	34	0.29	1244	0.229	6.14	0.270	2.96	1.5	16.9	44	3.2	13.7	9.3	0.7	2	8	10.5	<0.1
1316860	Rock	0.056	22.3	34	0.32	1098	0.220	5.16	0.389	2.04	0.9	12.8	46	1.5	15.7	7.9	0.6	2	7	8.8	<0.1
1316861	Rock	0.071	25.5	42	0.45	1228	0.270	5.78	0.462	2.20	1.3	21.1	53	1.5	14.6	10.1	0.7	1	9	11.5	<0.1
1316862	Rock	0.059	37.3	48	0.42	1268	0.334	6.30	0.356	2.31	1.0	18.7	78	1.6	18.0	11.7	0.8	2	10	12.2	<0.1
1316863	Rock	0.047	26.5	34	0.37	1003	0.248	5.19	0.101	2.10	1.1	17.3	54	1.1	10.9	8.8	0.6	<1	8	12.7	<0.1
1316864	Rock	0.076	34.7	62	0.50	1539	0.374	6.96	0.121	2.66	1.2	21.0	70	2.0	15.5	13.3	0.9	2	11	14.4	<0.1
1316865	Rock	0.054	28.6	42	0.43	1441	0.279	5.65	0.694	2.18	1.3	18.5	58	1.6	11.4	10.3	0.7	<1	9	9.8	<0.1
1316866	Rock	0.088	48.0	75	0.54	1624	0.447	7.56	0.177	2.81	1.5	18.4	99	1.7	24.7	15.0	1.0	3	13	16.9	<0.1
1316867	Rock	0.082	44.5	64	0.53	1740	0.384	7.05	0.244	2.73	1.1	20.2	86	1.8	23.0	13.9	0.8	3	12	13.1	<0.1
1316868	Rock	0.067	38.1	48	0.38	1450	0.320	6.91	0.085	2.74	2.0	23.5	76	1.5	16.2	12.4	0.8	1	11	13.1	<0.1
1316869	Rock	0.079	31.5	62	0.20	1384	0.280	5.85	0.076	2.16	1.0	25.9	62	1.8	14.7	10.0	0.7	2	10	12.6	<0.1
1316870	Rock	0.083	30.8	52	0.18	1397	0.259	5.70	0.082	2.15	1.8	24.8	64	2.0	16.2	9.6	0.7	2	9	14.1	<0.1
1316871	Rock	0.065	25.7	31	0.14	1672	0.199	4.88	0.048	1.83	2.0	22.0	51	1.8	13.1	8.0	0.5	1	7	12.7	<0.1
1316872	Rock	0.071	37.0	46	0.20	1632	0.269	6.66	0.068	2.57	4.1	33.4	73	2.0	17.1	10.8	0.8	2	9	15.7	<0.1
1316873	Rock	0.114	28.6	44	0.25	1418	0.241	5.42	0.061	2.25	3.4	19.3	60	1.8	19.8	9.3	0.7	2	9	16.4	<0.1
1316874	Rock	0.108	31.6	49	0.26	1195	0.289	7.08	0.073	2.66	2.0	26.5	65	2.7	16.6	12.1	1.0	3	11	13.7	<0.1
1316875	Rock Pulp	0.017	16.8	14	5.64	56	0.054	1.06	0.018	0.28	6.3	17.7	17	0.5	10.5	2.5	0.1	<1	2	25.8	<0.1
1316876	Rock	0.104	28.9	38	0.18	1124	0.237	6.29	0.054	2.33	2.0	25.3	59	3.0	35.5	10.6	1.0	2	9	12.5	<0.1
1316877	Rock	0.117	24.0	33	0.16	1027	0.183	6.39	0.082	2.48	3.8	23.3	49	3.0	14.5	8.8	1.0	2	7	13.5	<0.1
1316878	Rock	0.152	20.2	26	0.17	1153	0.142	6.58	0.411	2.58	1.8	27.1	40	3.1	12.0	7.7	1.0	3	6	9.6	<0.1
1316879	Rock	0.094	25.8	22	0.22	1370	0.176	6.29	0.079	2.24	2.0	30.4	53	4.0	9.3	8.8	0.9	2	8	12.6	<0.1
1316880	Rock	0.151	7.5	8	0.11	1028	0.056	4.77	0.086	2.09	1.2	11.0	16	2.3	9.5	3.9	0.7	3	3	10.8	<0.1

This report supersedes all previous preliminary and final reports with this file number dated prior to the date on this certificate. Signature indicates final approval; preliminary reports are unsigned and should be used for reference only.

BUREAU VERITAS
MINERAL LABORATORIES
Canada

www.bureauveritas.com/um

Bureau Veritas Commodities Canada Ltd.

9050 Shaughnessy St Vancouver British Columbia V6P 6E5 Canada
PHONE (604) 253-3158

Client: **Goldstrike Resources Ltd.**
1010 - 1130 West Pender St.
Vancouver British Columbia V6E 4A4 Canada

Project: LUC
Report Date: October 17, 2018

CERTIFICATE OF ANALYSIS WHI18000671.1

	Method	MA200	MA200	MA200	MA200	MA200	MA200	MA200	AQ200
	Analyte	Rb	Hf	In	Re	Se	Te	Tl	Hg
	Unit	ppm	ppm	ppm	ppm	ppm	ppm	ppm	ppm
	MDL	0.1	0.1	0.05	0.005	1	0.5	0.5	0.01
1316851	Rock	57.3	0.5	<0.05	0.005	<1	<0.5	<0.5	0.03
1316852	Rock	61.6	0.5	<0.05	<0.005	<1	<0.5	<0.5	0.04
1316853	Rock	70.2	0.5	<0.05	<0.005	<1	<0.5	<0.5	0.04
1316854	Rock	78.4	0.6	<0.05	<0.005	<1	<0.5	<0.5	0.04
1316855	Rock	76.7	0.5	<0.05	<0.005	1	<0.5	<0.5	0.07
1316856	Rock	69.0	0.6	<0.05	<0.005	<1	<0.5	<0.5	0.06
1316857	Rock	105.1	0.7	<0.05	<0.005	2	<0.5	0.6	0.05
1316858	Rock	112.0	0.5	0.05	<0.005	<1	<0.5	0.6	0.05
1316859	Rock	116.0	0.5	<0.05	<0.005	<1	<0.5	0.6	0.05
1316860	Rock	87.1	0.3	<0.05	<0.005	<1	<0.5	<0.5	0.02
1316861	Rock	99.1	0.6	0.07	<0.005	3	2.0	0.6	0.05
1316862	Rock	104.6	0.5	<0.05	<0.005	3	<0.5	0.6	0.03
1316863	Rock	88.8	0.4	<0.05	<0.005	<1	<0.5	<0.5	0.02
1316864	Rock	131.3	0.6	0.09	<0.005	3	<0.5	0.7	0.02
1316865	Rock	100.4	0.4	<0.05	<0.005	2	<0.5	0.6	0.03
1316866	Rock	125.7	0.6	<0.05	<0.005	2	<0.5	0.7	0.03
1316867	Rock	130.6	0.5	0.09	<0.005	1	<0.5	0.6	0.02
1316868	Rock	120.6	0.8	<0.05	<0.005	1	<0.5	0.6	0.04
1316869	Rock	91.7	0.7	<0.05	<0.005	<1	<0.5	0.6	0.04
1316870	Rock	88.3	0.7	0.08	<0.005	<1	<0.5	<0.5	0.05
1316871	Rock	63.5	0.6	<0.05	<0.005	<1	<0.5	<0.5	0.06
1316872	Rock	93.2	0.8	0.07	<0.005	2	<0.5	0.7	0.07
1316873	Rock	101.8	0.6	<0.05	<0.005	3	<0.5	0.7	0.11
1316874	Rock	128.7	0.7	<0.05	<0.005	2	<0.5	0.7	0.10
1316875	Rock Pulp	19.6	0.6	<0.05	<0.005	<1	4.3	15.7	4.44
1316876	Rock	91.6	0.9	0.06	<0.005	<1	<0.5	<0.5	0.18
1316877	Rock	101.5	0.7	<0.05	<0.005	<1	<0.5	0.6	0.18
1316878	Rock	98.2	0.9	<0.05	<0.005	1	<0.5	<0.5	0.09
1316879	Rock	105.0	0.8	<0.05	<0.005	2	<0.5	<0.5	0.06
1316880	Rock	65.2	0.4	0.07	<0.005	2	<0.5	<0.5	0.03

This report supersedes all previous preliminary and final reports with this file number dated prior to the date on this certificate. Signature indicates final approval; preliminary reports are unsigned and should be used for reference only.

BUREAU VERITAS
MINERAL LABORATORIES
Canada

www.bureauveritas.com/um

Bureau Veritas Commodities Canada Ltd.

9050 Shaughnessy St Vancouver British Columbia V6P 6E5 Canada
PHONE (604) 253-3158

Client: **Goldstrike Resources Ltd.**
1010 - 1130 West Pender St.
Vancouver British Columbia V6E 4A4 Canada

Project: LUC
Report Date: October 17, 2018

CERTIFICATE OF ANALYSIS WHI18000671.1

	Method	WGHT	FA350	MA200	MA200	MA200	MA200	MA200	MA200	MA200	MA200	MA200	MA200	MA200	MA200	MA200	MA200	MA200	MA200	MA200	MA200
	Analyte	Wgt	Au	Mo	Cu	Pb	Zn	Ag	Ni	Co	Mn	Fe	As	U	Th	Sr	Cd	Sb	Bi	V	Ca
	Unit	kg	ppb	ppm	ppm	ppm	ppm	ppm	ppm	ppm	ppm	%	ppm	ppm	ppm	ppm	ppm	ppm	ppm	ppm	%
	MDL	0.01	2	0.1	0.1	0.1	1	0.1	0.1	0.2	1	0.01	1	0.1	0.1	1	0.1	0.1	0.1	1	0.01
1316881	Rock	4.19	32	1.6	18.6	19.5	62	0.2	21.7	5.1	335	2.76	5	10.4	0.7	27	<0.1	0.6	0.3	15	0.02
1316882	Rock	4.31	100	1.0	12.6	22.8	38	0.2	9.9	3.4	157	1.76	5	8.8	2.0	39	<0.1	1.3	0.4	34	0.02
1316883	Rock	3.85	94	1.1	12.9	12.8	43	0.2	13.4	3.8	187	1.88	3	7.9	3.2	25	<0.1	0.8	0.4	29	0.01
1316884	Rock	4.38	39	0.7	13.5	12.7	27	0.1	6.5	2.4	127	1.53	6	6.7	2.5	19	0.1	1.3	0.5	20	<0.01
1316885	Rock	4.03	21	1.2	21.5	10.9	41	0.1	11.8	6.9	389	2.08	6	4.2	4.6	25	<0.1	1.5	0.1	50	0.02
1316886	Rock	3.57	12	1.0	23.5	14.5	39	0.1	12.0	3.9	130	1.77	10	3.4	7.1	39	<0.1	1.1	0.2	83	0.03
1316887	Rock	3.74	7	0.8	23.7	13.7	39	0.1	11.9	3.5	116	1.71	9	2.9	8.0	40	<0.1	0.7	0.1	85	0.02
1316888	Rock	4.07	7	0.6	21.2	11.8	40	0.1	11.2	3.8	117	1.68	9	2.0	6.6	42	<0.1	0.4	<0.1	73	0.02
1316889	Rock	3.62	11	1.5	29.2	9.1	50	0.1	13.1	3.9	151	2.44	6	2.5	6.5	32	<0.1	0.7	<0.1	73	0.02
1316890	Rock	3.73	26	2.1	35.3	29.0	76	0.1	18.0	5.9	172	3.66	9	6.1	9.8	56	<0.1	2.0	0.3	92	0.03

This report supersedes all previous preliminary and final reports with this file number dated prior to the date on this certificate. Signature indicates final approval; preliminary reports are unsigned and should be used for reference only.

BUREAU VERITAS
MINERAL LABORATORIES
Canada

www.bureauveritas.com/um

Bureau Veritas Commodities Canada Ltd.

9050 Shaughnessy St Vancouver British Columbia V6P 6E5 Canada
PHONE (604) 253-3158

Client: **Goldstrike Resources Ltd.**
1010 - 1130 West Pender St.
Vancouver British Columbia V6E 4A4 Canada

Project: LUC
Report Date: October 17, 2018

CERTIFICATE OF ANALYSIS WHI18000671.1

	Method	MA200	MA200	MA200	MA200	MA200	MA200	MA200	MA200	MA200	MA200	MA200	MA200	MA200	MA200	MA200	MA200	MA200	MA200	MA200	MA200
	Analyte	P	La	Cr	Mg	Ba	Ti	Al	Na	K	W	Zr	Ce	Sn	Y	Nb	Ta	Be	Sc	Li	S
	Unit	%	ppm	ppm	%	ppm	%	%	%	%	ppm	ppm	ppm	ppm	ppm	ppm	ppm	ppm	ppm	ppm	%
	MDL	0.001	0.1	1	0.01	1	0.001	0.01	0.001	0.01	0.1	0.1	1	0.1	0.1	0.1	0.1	1	1	0.1	0.1
1316881	Rock	0.055	2.2	4	0.16	1628	0.029	5.25	0.251	2.16	1.3	3.8	5	2.2	4.9	2.5	0.4	1	2	8.1	<0.1
1316882	Rock	0.032	5.5	6	0.20	1497	0.080	6.03	0.301	2.68	3.8	10.9	12	2.5	5.1	4.2	0.7	1	4	8.6	<0.1
1316883	Rock	0.028	8.0	5	0.23	1600	0.064	5.13	0.152	2.71	2.9	13.1	18	3.3	5.9	3.3	0.5	2	4	5.3	<0.1
1316884	Rock	0.023	7.2	4	0.20	1448	0.035	4.73	0.058	2.34	1.8	10.7	15	2.1	4.8	2.5	0.4	1	2	6.9	<0.1
1316885	Rock	0.034	12.9	20	0.14	992	0.118	3.54	0.088	2.04	4.2	10.4	28	2.1	9.6	5.8	0.7	1	4	5.1	<0.1
1316886	Rock	0.036	20.5	29	0.20	1598	0.189	4.97	0.107	2.45	2.7	13.7	42	2.3	9.1	7.0	0.5	1	7	6.1	<0.1
1316887	Rock	0.031	20.8	29	0.23	1383	0.216	4.78	0.072	2.23	1.0	16.7	43	2.2	10.2	8.5	0.6	2	7	6.5	<0.1
1316888	Rock	0.032	18.7	24	0.21	1469	0.196	4.59	0.063	2.09	0.7	12.5	39	1.7	10.7	7.4	0.6	<1	7	7.5	<0.1
1316889	Rock	0.043	15.4	24	0.22	1341	0.184	4.07	0.061	1.79	1.5	11.8	32	1.7	11.9	7.1	0.5	<1	6	7.4	<0.1
1316890	Rock	0.054	26.5	33	0.25	1338	0.218	5.75	0.075	2.21	4.1	25.9	58	2.4	10.2	8.6	0.7	2	8	8.1	<0.1

This report supersedes all previous preliminary and final reports with this file number dated prior to the date on this certificate. Signature indicates final approval; preliminary reports are unsigned and should be used for reference only.

BUREAU VERITAS
MINERAL LABORATORIES
Canada

www.bureauveritas.com/um

Bureau Veritas Commodities Canada Ltd.

9050 Shaughnessy St Vancouver British Columbia V6P 6E5 Canada
PHONE (604) 253-3158

Client: **Goldstrike Resources Ltd.**
1010 - 1130 West Pender St.
Vancouver British Columbia V6E 4A4 Canada

Project: LUC
Report Date: October 17, 2018

CERTIFICATE OF ANALYSIS WHI18000671.1

	Method	MA200	MA200	MA200	MA200	MA200	MA200	MA200	AQ200
	Analyte	Rb	Hf	In	Re	Se	Te	Tl	Hg
	Unit	ppm	ppm	ppm	ppm	ppm	ppm	ppm	ppm
	MDL	0.1	0.1	0.05	0.005	1	0.5	0.5	0.01
1316881	Rock	67.3	0.1	<0.05	<0.005	<1	<0.5	<0.5	0.02
1316882	Rock	76.1	0.5	<0.05	<0.005	<1	<0.5	<0.5	0.04
1316883	Rock	77.8	0.7	<0.05	<0.005	1	<0.5	<0.5	0.03
1316884	Rock	64.5	0.4	<0.05	<0.005	<1	<0.5	<0.5	0.03
1316885	Rock	69.9	0.3	<0.05	<0.005	<1	<0.5	<0.5	0.06
1316886	Rock	80.6	0.3	<0.05	<0.005	<1	<0.5	<0.5	0.06
1316887	Rock	87.3	0.4	0.06	<0.005	<1	<0.5	<0.5	0.08
1316888	Rock	81.8	0.3	<0.05	<0.005	<1	<0.5	0.5	0.10
1316889	Rock	79.3	0.3	<0.05	<0.005	2	<0.5	<0.5	0.08
1316890	Rock	92.7	0.7	<0.05	<0.005	1	<0.5	<0.5	0.09

This report supersedes all previous preliminary and final reports with this file number dated prior to the date on this certificate. Signature indicates final approval; preliminary reports are unsigned and should be used for reference only.

BUREAU VERITAS
MINERAL LABORATORIES
Canada

www.bureauveritas.com/um

Bureau Veritas Commodities Canada Ltd.
9050 Shaughnessy St Vancouver British Columbia V6P 6E5 Canada
PHONE (604) 253-3158

Client: **Goldstrike Resources Ltd.**
1010 - 1130 West Pender St.
Vancouver British Columbia V6E 4A4 Canada

Project: LUC
Report Date: October 17, 2018

QUALITY CONTROL REPORT WHI18000671.1

	Method	WGHT	FA350	MA200	MA200	MA200	MA200	MA200	MA200	MA200	MA200	MA200	MA200	MA200	MA200	MA200	MA200	MA200	MA200	MA200	MA200
	Analyte	Wgt	Au	Mo	Cu	Pb	Zn	Ag	Ni	Co	Mn	Fe	As	U	Th	Sr	Cd	Sb	Bi	V	Ca
	Unit	kg	ppb	ppm	ppm	ppm	ppm	ppm	ppm	ppm	ppm	%	ppm	ppm	ppm	ppm	ppm	ppm	ppm	ppm	%
	MDL	0.01	2	0.1	0.1	0.1	1	0.1	0.1	0.2	1	0.01	1	0.1	0.1	1	0.1	0.1	0.1	1	0.01
Pulp Duplicates																					
1316851	Rock	2.85	5	1.0	16.1	11.7	41	<0.1	10.8	3.8	210	2.18	14	2.7	9.9	69	<0.1	1.1	0.2	56	0.04
REP 1316851	QC																				
1316856	Rock	3.77	3	1.1	19.1	12.7	50	0.2	14.5	5.2	164	2.39	20	2.6	8.5	45	0.1	5.8	0.1	72	0.02
REP 1316856	QC		4																		
1316860	Rock	4.26	6	0.8	33.8	13.5	103	0.2	39.8	10.6	302	2.83	3	2.6	7.2	53	0.2	0.4	0.1	77	0.25
REP 1316860	QC			1.0	35.2	14.0	111	0.2	42.9	12.0	318	2.93	4	2.6	7.8	54	0.2	0.4	0.1	78	0.27
1316884	Rock	4.38	39	0.7	13.5	12.7	27	0.1	6.5	2.4	127	1.53	6	6.7	2.5	19	0.1	1.3	0.5	20	<0.01
REP 1316884	QC																				
1316888	Rock	4.07	7	0.6	21.2	11.8	40	0.1	11.2	3.8	117	1.68	9	2.0	6.6	42	<0.1	0.4	<0.1	73	0.02
REP 1316888	QC		7																		
Core Reject Duplicates																					
1316867	Rock	3.27	9	1.7	51.4	17.7	152	0.2	46.0	13.9	414	4.68	7	3.8	15.3	63	0.3	0.5	0.1	141	0.14
DUP 1316867	QC		8	1.6	50.2	18.1	150	0.2	43.5	14.1	419	4.69	7	4.2	15.4	63	0.2	0.5	0.1	141	0.14
Reference Materials																					
STD DS11	Standard																				
STD DS11	Standard																				
STD OREAS25A-4A	Standard			2.4	30.8	24.3	43	<0.1	45.7	7.7	518	6.71	8	2.6	14.6	52	<0.1	0.6	0.4	163	0.30
STD OREAS25A-4A	Standard			2.3	32.5	23.9	45	<0.1	42.9	7.2	492	6.40	10	2.6	15.5	50	<0.1	0.7	0.5	155	0.30
STD OREAS45EA	Standard																				
STD OREAS45EA	Standard																				
STD OREAS45E	Standard			2.4	783.2	18.8	47	0.3	466.6	61.9	593	24.86	17	2.4	13.2	17	<0.1	1.0	0.3	326	0.07
STD OREAS45E	Standard			2.2	768.9	18.0	46	0.3	475.2	57.8	576	23.88	18	2.4	13.0	17	<0.1	1.2	0.3	321	0.07
STD OXC145	Standard		217																		
STD OXC145	Standard		220																		
STD OXH139	Standard		1302																		
STD OXH139	Standard		1280																		
STD DS11 Expected																					
STD OXC145 Expected			212																		

This report supersedes all previous preliminary and final reports with this file number dated prior to the date on this certificate. Signature indicates final approval; preliminary reports are unsigned and should be used for reference only.

BUREAU VERITAS
MINERAL LABORATORIES
Canada

www.bureauveritas.com/um

Bureau Veritas Commodities Canada Ltd.
9050 Shaughnessy St Vancouver British Columbia V6P 6E5 Canada
PHONE (604) 253-3158

Client: **Goldstrike Resources Ltd.**
1010 - 1130 West Pender St.
Vancouver British Columbia V6E 4A4 Canada

Project: LUC
Report Date: October 17, 2018

QUALITY CONTROL REPORT WHI18000671.1

	Method	MA200	MA200	MA200	MA200	MA200	MA200	MA200	MA200	MA200	MA200	MA200	MA200	MA200	MA200	MA200	MA200	MA200	MA200	MA200	MA200
	Analyte	P	La	Cr	Mg	Ba	Ti	Al	Na	K	W	Zr	Ce	Sn	Y	Nb	Ta	Be	Sc	Li	S
	Unit	%	ppm	ppm	%	ppm	%	%	%	%	ppm	ppm	ppm	ppm	ppm	ppm	ppm	ppm	ppm	ppm	%
	MDL	0.001	0.1	1	0.01	1	0.001	0.01	0.001	0.01	0.1	0.1	1	0.1	0.1	0.1	0.1	1	1	0.1	0.1
Pulp Duplicates																					
1316851	Rock	0.031	26.7	18	0.11	1057	0.198	5.14	0.221	1.78	1.2	18.9	53	2.3	9.1	7.6	0.6	<1	7	10.4	<0.1
REP 1316851	QC																				
1316856	Rock	0.043	25.3	28	0.14	934	0.205	4.84	0.051	2.22	2.8	19.6	50	1.7	9.9	7.7	0.6	1	7	11.5	<0.1
REP 1316856	QC																				
1316860	Rock	0.056	22.3	34	0.32	1098	0.220	5.16	0.389	2.04	0.9	12.8	46	1.5	15.7	7.9	0.6	2	7	8.8	<0.1
REP 1316860	QC	0.055	23.8	32	0.33	1143	0.224	5.49	0.410	2.10	1.0	13.8	49	1.6	16.4	8.2	0.6	2	7	9.7	<0.1
1316884	Rock	0.023	7.2	4	0.20	1448	0.035	4.73	0.058	2.34	1.8	10.7	15	2.1	4.8	2.5	0.4	1	2	6.9	<0.1
REP 1316884	QC																				
1316888	Rock	0.032	18.7	24	0.21	1469	0.196	4.59	0.063	2.09	0.7	12.5	39	1.7	10.7	7.4	0.6	<1	7	7.5	<0.1
REP 1316888	QC																				
Core Reject Duplicates																					
1316867	Rock	0.082	44.5	64	0.53	1740	0.384	7.05	0.244	2.73	1.1	20.2	86	1.8	23.0	13.9	0.8	3	12	13.1	<0.1
DUP 1316867	QC	0.084	45.2	65	0.53	1854	0.385	7.16	0.248	2.99	1.0	19.5	90	1.6	23.8	14.1	0.9	<1	12	14.6	<0.1
Reference Materials																					
STD DS11	Standard																				
STD DS11	Standard																				
STD OREAS25A-4A	Standard	0.044	21.0	117	0.32	153	0.940	8.87	0.123	0.49	2.0	153.5	50	4.0	10.6	19.4	1.5	<1	12	35.6	<0.1
STD OREAS25A-4A	Standard	0.047	22.5	111	0.31	149	0.883	8.95	0.114	0.48	1.7	146.6	49	4.0	10.5	18.5	1.4	1	12	35.6	<0.1
STD OREAS45EA	Standard																				
STD OREAS45EA	Standard																				
STD OREAS45E	Standard	0.029	10.7	1017	0.15	251	0.533	6.82	0.056	0.34	1.0	91.2	24	1.3	7.1	6.0	0.5	<1	91	5.4	<0.1
STD OREAS45E	Standard	0.032	11.1	971	0.15	251	0.499	6.88	0.057	0.33	1.0	89.0	25	1.3	7.6	5.8	0.5	<1	89	7.1	<0.1
STD OXC145	Standard																				
STD OXC145	Standard																				
STD OXH139	Standard																				
STD OXH139	Standard																				
STD DS11 Expected																					
STD OXC145 Expected																					

This report supersedes all previous preliminary and final reports with this file number dated prior to the date on this certificate. Signature indicates final approval; preliminary reports are unsigned and should be used for reference only.

BUREAU VERITAS
MINERAL LABORATORIES
Canada

www.bureauveritas.com/um

Bureau Veritas Commodities Canada Ltd.
9050 Shaughnessy St Vancouver British Columbia V6P 6E5 Canada
PHONE (604) 253-3158

Client: **Goldstrike Resources Ltd.**
1010 - 1130 West Pender St.
Vancouver British Columbia V6E 4A4 Canada

Project: LUC
Report Date: October 17, 2018

QUALITY CONTROL REPORT WHI18000671.1

	Method	MA200	MA200	MA200	MA200	MA200	MA200	MA200	AQ200
	Analyte	Rb	Hf	In	Re	Se	Te	Tl	Hg
	Unit	ppm	ppm	ppm	ppm	ppm	ppm	ppm	ppm
	MDL	0.1	0.1	0.05	0.005	1	0.5	0.5	0.01
Pulp Duplicates									
1316851	Rock	57.3	0.5	<0.05	0.005	<1	<0.5	<0.5	0.03
REP 1316851	QC								0.03
1316856	Rock	69.0	0.6	<0.05	<0.005	<1	<0.5	<0.5	0.06
REP 1316856	QC								
1316860	Rock	87.1	0.3	<0.05	<0.005	<1	<0.5	<0.5	0.02
REP 1316860	QC	86.9	0.4	<0.05	<0.005	<1	<0.5	<0.5	
1316884	Rock	64.5	0.4	<0.05	<0.005	<1	<0.5	<0.5	0.03
REP 1316884	QC								0.03
1316888	Rock	81.8	0.3	<0.05	<0.005	<1	<0.5	0.5	0.10
REP 1316888	QC								
Core Reject Duplicates									
1316867	Rock	130.6	0.5	0.09	<0.005	1	<0.5	0.6	0.02
DUP 1316867	QC	126.2	0.6	0.07	<0.005	<1	<0.5	0.7	0.02
Reference Materials									
STD DS11	Standard								0.26
STD DS11	Standard								0.22
STD OREAS25A-4A	Standard	59.4	4.4	0.08	<0.005	2	<0.5	<0.5	
STD OREAS25A-4A	Standard	57.0	3.7	<0.05	<0.005	<1	<0.5	<0.5	
STD OREAS45EA	Standard								<0.01
STD OREAS45EA	Standard								0.01
STD OREAS45E	Standard	20.7	3.1	0.10	<0.005	3	<0.5	<0.5	
STD OREAS45E	Standard	20.0	2.7	0.09	<0.005	3	<0.5	<0.5	
STD OXC145	Standard								
STD OXC145	Standard								
STD OXH139	Standard								
STD OXH139	Standard								
STD DS11 Expected									0.26
STD OXC145 Expected									

This report supersedes all previous preliminary and final reports with this file number dated prior to the date on this certificate. Signature indicates final approval; preliminary reports are unsigned and should be used for reference only.

BUREAU VERITAS
MINERAL LABORATORIES
Canada

www.bureauveritas.com/um

Bureau Veritas Commodities Canada Ltd.

9050 Shaughnessy St Vancouver British Columbia V6P 6E5 Canada
PHONE (604) 253-3158

Client: **Goldstrike Resources Ltd.**
1010 - 1130 West Pender St.
Vancouver British Columbia V6E 4A4 Canada

Project: LUC
Report Date: October 17, 2018

QUALITY CONTROL REPORT WHI18000671.1

		WGHT	FA350	MA200	MA200	MA200	MA200	MA200	MA200	MA200	MA200	MA200	MA200	MA200	MA200	MA200	MA200	MA200	MA200	MA200	MA200
		Wgt	Au	Mo	Cu	Pb	Zn	Ag	Ni	Co	Mn	Fe	As	U	Th	Sr	Cd	Sb	Bi	V	Ca
		kg	ppb	ppm	ppm	ppm	ppm	ppm	ppm	ppm	ppm	%	ppm	ppm	ppm	ppm	ppm	ppm	ppm	ppm	%
		0.01	2	0.1	0.1	0.1	1	0.1	0.1	0.2	1	0.01	1	0.1	0.1	1	0.1	0.1	0.1	1	0.01
STD OXH139 Expected			1312																		
STD OREAS25A-4A Expected				2.55	33.9	25.2	44.4		45.8	8.2	470	6.6	9.94	2.94	15.8	48.5		0.67	0.35	157	0.309
STD OREAS45E Expected				2.4	780	18.2	46.7	0.311	454	57	570	24.12	16.3	2.41	12.9	15.9	0.06	1	0.28	322	0.065
BLK	Blank																				
BLK	Blank																				
BLK	Blank		<2																		
BLK	Blank		4																		
BLK	Blank		<2																		
BLK	Blank		<2																		
BLK	Blank			<0.1	<0.1	<0.1	<1	<0.1	<0.1	<0.2	<1	<0.01	<1	<0.1	<0.1	<1	<0.1	<0.1	<0.1	<1	<0.01
BLK	Blank			<0.1	0.3	<0.1	<1	<0.1	<0.1	<0.2	<1	<0.01	1	<0.1	<0.1	<1	<0.1	<0.1	<0.1	<1	<0.01
Prep Wash																					
ROCK-WHI	Prep Blank		<2	1.3	3.7	2.5	38	<0.1	1.2	4.1	666	2.02	2	1.3	2.8	183	0.1	0.2	<0.1	32	1.36
ROCK-WHI	Prep Blank		<2	1.4	4.4	2.8	41	<0.1	1.2	3.9	737	2.14	2	1.3	3.1	199	<0.1	0.3	<0.1	34	1.46

This report supersedes all previous preliminary and final reports with this file number dated prior to the date on this certificate. Signature indicates final approval; preliminary reports are unsigned and should be used for reference only.

BUREAU VERITAS
MINERAL LABORATORIES
Canada

www.bureauveritas.com/um

Bureau Veritas Commodities Canada Ltd.
9050 Shaughnessy St Vancouver British Columbia V6P 6E5 Canada
PHONE (604) 253-3158

Client: **Goldstrike Resources Ltd.**
1010 - 1130 West Pender St.
Vancouver British Columbia V6E 4A4 Canada

Project: LUC
Report Date: October 17, 2018

QUALITY CONTROL REPORT WHI18000671.1

		MA200 P % 0.001	MA200 La ppm 0.1	MA200 Cr ppm 1	MA200 Mg % 0.01	MA200 Ba ppm 1	MA200 Ti % 0.001	MA200 Al % 0.01	MA200 Na % 0.001	MA200 K % 0.01	MA200 W ppm 0.1	MA200 Zr ppm 0.1	MA200 Ce ppm 1	MA200 Sn ppm 0.1	MA200 Y ppm 0.1	MA200 Nb ppm 0.1	MA200 Ta ppm 0.1	MA200 Be ppm 1	MA200 Sc ppm 1	MA200 Li ppm 0.1	MA200 S % 0.1
STD OXH139 Expected																					
STD OREAS25A-4A Expected		0.048	21.8	115	0.327	147	0.977	8.87	0.134	0.482	2	155	48.9	4.06	10.5	20.9	1.5	0.93	13.7	36.7	0.047
STD OREAS45E Expected		0.034	11	979	0.156	252	0.559	6.78	0.059	0.324	1.07	97	23.5	1.32	8.28	6.8	0.54		93	6.58	0.046
BLK	Blank																				
BLK	Blank																				
BLK	Blank																				
BLK	Blank																				
BLK	Blank																				
BLK	Blank																				
BLK	Blank	<0.001	<0.1	<1	<0.01	<1	<0.001	<0.01	0.005	<0.01	<0.1	<0.1	<1	<0.1	<0.1	<0.1	<0.1	<1	<1	<0.1	<0.1
BLK	Blank	<0.001	<0.1	<1	<0.01	<1	<0.001	<0.01	<0.001	<0.01	<0.1	<0.1	<1	<0.1	<0.1	<0.1	<0.1	<1	<1	<0.1	<0.1
Prep Wash																					
ROCK-WHI	Prep Blank	0.035	13.5	2	0.54	780	0.189	6.74	3.388	1.59	0.3	51.1	26	0.5	16.2	5.2	0.4	<1	6	3.0	<0.1
ROCK-WHI	Prep Blank	0.039	15.1	3	0.57	840	0.201	7.17	3.452	1.63	0.3	55.5	29	0.8	17.7	5.6	0.4	1	6	2.8	<0.1

This report supersedes all previous preliminary and final reports with this file number dated prior to the date on this certificate. Signature indicates final approval; preliminary reports are unsigned and should be used for reference only.

BUREAU VERITAS
MINERAL LABORATORIES
Canada

www.bureauveritas.com/um

Bureau Veritas Commodities Canada Ltd.

9050 Shaughnessy St Vancouver British Columbia V6P 6E5 Canada
PHONE (604) 253-3158

Client: **Goldstrike Resources Ltd.**
1010 - 1130 West Pender St.
Vancouver British Columbia V6E 4A4 Canada

Project: LUC
Report Date: October 17, 2018

QUALITY CONTROL REPORT WHI18000671.1

		MA200 Rb ppm 0.1	MA200 Hf ppm 0.1	MA200 In ppm 0.05	MA200 Re ppm 0.005	MA200 Se ppm 1	MA200 Te ppm 0.5	MA200 Tl ppm 0.5	AQ200 Hg ppm 0.01
STD OXH139 Expected									
STD OREAS25A-4A Expected		61	4.28	0.09		2.5		0.35	
STD OREAS45E Expected		21.2	3.11	0.099		2.97	0.1	0.15	
BLK	Blank								<0.01
BLK	Blank								<0.01
BLK	Blank								
BLK	Blank								
BLK	Blank								
BLK	Blank								
BLK	Blank	<0.1	<0.1	<0.05	<0.005	<1	<0.5	<0.5	
BLK	Blank	<0.1	<0.1	<0.05	<0.005	1	<0.5	<0.5	
Prep Wash									
ROCK-WHI	Prep Blank	32.2	1.7	<0.05	<0.005	<1	<0.5	<0.5	<0.01
ROCK-WHI	Prep Blank	33.1	1.8	<0.05	<0.005	<1	<0.5	<0.5	<0.01

This report supersedes all previous preliminary and final reports with this file number dated prior to the date on this certificate. Signature indicates final approval; preliminary reports are unsigned and should be used for reference only.

LSTR-18-07 Assay Certificate WHI18000672.1

BUREAU VERITAS
MINERAL LABORATORIES
Canada

www.bureauveritas.com/um

Bureau Veritas Commodities Canada Ltd.
9050 Shaughnessy St Vancouver British Columbia V6P 6E5 Canada
PHONE (604) 253-3158

Client: **Goldstrike Resources Ltd.**
1010 - 1130 West Pender St.
Vancouver British Columbia V6E 4A4 Canada

Submitted By:	Email Distribution List
Receiving Lab:	Canada-Whitehorse
Received:	August 17, 2018
Report Date:	October 25, 2018
Page:	1 of 4

CERTIFICATE OF ANALYSIS WHI18000672.1

CLIENT JOB INFORMATION

Project:	LUC
Shipment ID:	LSTR-18-07
P.O. Number	
Number of Samples:	88

SAMPLE DISPOSAL

STOR-PLP	Store After 90 days Invoice for Storage
STOR-RJT	Store After 60 days Invoice for Storage

Bureau Veritas does not accept responsibility for samples left at the laboratory after 90 days without prior written instructions for sample storage or return.

SAMPLE PREPARATION AND ANALYTICAL PROCEDURES

Procedure Code	Number of Samples	Code Description	Test Wgt (g)	Report Status	Lab
PRP70-250	83	Crush, split and pulverize 250 g rock to 200 mesh			WHI
SLBHP	5	Sort, label and box pulps			WHI
FA350-Au	88	50g Fire assay fusion Au by ICP-ES	50	Completed	VAN
EN002	88	Environmental disposal charge-Fire assay lead waste			VAN
MA200	88	4 Acid digestion ICP-MS analysis	0.25	Completed	VAN
AQ200-HG	88	Hg by AR digestion ICP-MS analysis	0.5	Completed	VAN
SHP01	88	Per sample shipping charges for branch shipments			VAN
FA550	0	Lead collection fire assay 50G fusion - Grav finish	50	Completed	VAN

ADDITIONAL COMMENTS

Invoice To: Luckystrike Resources Ltd.
1010 – 1130 West Pender Street
Vancouver British Columbia V6E 4A4
Canada

CC:

BRITISH COLUMBIA CERTIFIED ASSAYER
Marcus Lau
MARCUS LAU
Production Manager

This report supersedes all previous preliminary and final reports with this file number dated prior to the date on this certificate. Signature indicates final approval; preliminary reports are unsigned and should be used for reference only.
All results are considered the confidential property of the client. Bureau Veritas assumes the liabilities for actual cost of analysis only. Results apply to samples as submitted.
"*" asterisk indicates that an analytical result could not be provided due to unusually high levels of interference from other elements.

BUREAU VERITAS
MINERAL LABORATORIES
Canada

www.bureauveritas.com/um

Bureau Veritas Commodities Canada Ltd.

9050 Shaughnessy St Vancouver British Columbia V6P 6E5 Canada
PHONE (604) 253-3158

Client: **Goldstrike Resources Ltd.**
1010 - 1130 West Pender St.
Vancouver British Columbia V6E 4A4 Canada

Project: LUC
Report Date: October 25, 2018

CERTIFICATE OF ANALYSIS WHI18000672.1

	Method	WGHT	FA350	MA200	MA200	MA200	MA200	MA200	MA200	MA200	MA200	MA200	MA200	MA200	MA200	MA200	MA200	MA200	MA200	MA200	MA200
	Analyte	Wgt	Au	Mo	Cu	Pb	Zn	Ag	Ni	Co	Mn	Fe	As	U	Th	Sr	Cd	Sb	Bi	V	Ca
	Unit	kg	ppb	ppm	ppm	ppm	ppm	ppm	ppm	ppm	ppm	%	ppm	ppm	ppm	ppm	ppm	ppm	ppm	ppm	%
	MDL	0.01	2	0.1	0.1	0.1	1	0.1	0.1	0.2	1	0.01	1	0.1	0.1	1	0.1	0.1	0.1	1	0.01
1316901	Rock	3.57	9	1.8	16.0	14.2	39	0.1	9.5	3.0	104	1.71	8	2.8	5.7	112	<0.1	7.8	<0.1	64	0.02
1316902	Rock	3.97	5	1.7	22.4	99.8	42	0.2	11.6	3.2	148	2.20	12	5.9	5.6	77	0.1	19.2	0.1	64	0.02
1316903	Rock	3.54	6	1.2	21.0	16.7	45	0.2	11.7	4.9	200	2.28	10	5.0	7.1	57	0.2	12.8	<0.1	77	0.01
1316904	Rock	3.56	4	1.2	22.0	16.7	48	0.1	12.4	4.0	156	2.22	8	5.8	6.4	63	0.1	5.2	<0.1	71	0.01
1316905	Rock	3.44	6	1.5	26.3	18.5	66	0.2	18.0	4.9	179	2.90	23	3.8	7.7	65	0.2	6.6	0.1	83	0.02
1316906	Rock	3.84	5	0.8	14.7	15.1	30	0.1	8.8	2.7	112	1.34	7	2.2	5.4	56	<0.1	7.6	0.1	61	0.01
1316907	Rock	3.38	5	1.0	20.6	24.7	25	0.2	8.0	2.4	102	1.26	8	6.6	6.5	66	<0.1	1.3	0.2	54	0.01
1316908	Rock	3.12	4	1.4	22.1	18.2	32	0.1	10.1	3.3	114	1.54	6	5.2	5.9	49	<0.1	1.1	0.2	59	0.01
1316909	Rock	3.39	20	2.5	25.0	15.2	60	0.1	16.3	5.4	161	2.71	12	3.7	6.2	50	0.2	11.3	0.1	64	0.01
1316910	Rock	2.60	13	1.1	15.6	12.3	21	0.2	7.5	2.4	76	1.08	5	2.5	7.5	36	<0.1	2.6	0.1	76	<0.01
1316911	Rock	3.46	17	3.0	16.3	11.2	25	0.1	8.5	3.3	75	1.33	6	2.7	7.2	37	<0.1	3.4	<0.1	78	0.01
1316912	Rock	3.88	158	4.6	21.3	13.4	41	0.3	13.1	4.5	124	2.03	10	3.0	7.3	59	0.1	11.3	<0.1	53	0.01
1316913	Rock	3.20	8	3.1	26.5	53.4	60	0.3	17.1	4.9	144	2.69	21	3.3	7.4	114	0.1	30.2	0.1	80	0.01
1316914	Rock	2.93	5	1.5	18.4	31.5	45	0.1	13.7	5.3	223	2.02	13	3.1	7.5	74	<0.1	7.1	<0.1	76	0.02
1316915	Rock	3.05	22	1.9	22.2	35.2	44	0.2	11.5	4.4	204	1.86	14	3.1	7.8	69	<0.1	5.1	0.1	72	0.03
1316916	Rock	3.05	11	2.7	38.6	38.7	85	0.2	22.4	6.6	176	3.52	26	4.5	9.1	56	0.1	6.0	0.2	89	0.02
1316917	Rock	2.99	4	1.8	30.5	14.0	52	<0.1	15.9	6.2	177	2.24	26	3.6	8.4	45	0.2	1.5	0.1	89	0.02
1316918	Rock	2.96	6	4.2	43.4	22.1	124	0.1	35.7	11.7	313	5.53	47	6.7	9.8	52	0.4	3.4	0.2	94	0.03
1316919	Rock	2.52	4	1.2	23.2	17.3	69	<0.1	16.8	6.1	154	2.07	14	2.9	8.5	39	0.1	2.3	<0.1	82	0.06
1316920	Rock	3.00	8	3.2	42.2	19.6	68	0.1	24.1	7.0	205	3.13	32	4.5	9.4	38	0.3	2.4	0.1	83	0.04
1316921	Rock	2.24	7	1.4	15.3	27.9	30	0.2	8.6	2.5	111	1.26	14	2.6	6.6	96	<0.1	0.9	<0.1	58	0.08
1316922	Rock	2.75	8	1.9	18.5	24.7	51	0.1	16.4	3.7	180	1.89	16	5.8	8.5	65	<0.1	1.0	0.1	56	0.05
1316923	Rock	2.66	18	4.7	38.8	24.1	79	0.2	23.9	6.5	254	2.72	9	4.2	10.7	70	0.2	0.8	0.2	97	0.16
1316924	Rock	3.00	23	8.0	11.0	26.3	53	0.2	15.8	3.6	196	1.45	5	3.8	7.2	66	<0.1	0.7	0.2	39	0.20
1316925	Rock Pulp	0.05	5	8.4	52.1	5.6	63	0.1	42.3	13.7	861	4.38	5	0.7	1.7	333	0.2	1.1	<0.1	129	2.99
1316926	Rock Pulp	0.06	871	12.4	>10000	20.1	126	3.3	599.7	21.1	873	8.23	5	0.3	1.5	132	0.4	16.4	0.8	105	2.11
1316927	Rock	2.75	13	1.6	32.1	23.8	99	0.1	33.9	6.9	215	2.66	14	3.9	7.8	66	0.2	0.5	0.3	89	0.28
1316928	Rock	3.19	4	0.4	11.2	42.9	51	0.1	12.5	3.6	159	1.46	7	3.4	6.6	144	<0.1	0.3	0.2	39	0.45
1316929	Rock	3.69	12	1.0	15.5	33.8	67	0.1	18.6	5.7	294	2.14	14	4.4	6.4	92	<0.1	0.8	0.4	49	0.40
1316930	Rock	3.40	9	0.4	7.3	46.5	41	0.1	10.5	3.6	256	1.34	6	3.0	5.4	105	<0.1	0.4	0.5	41	0.21

This report supersedes all previous preliminary and final reports with this file number dated prior to the date on this certificate. Signature indicates final approval; preliminary reports are unsigned and should be used for reference only.

BUREAU VERITAS
MINERAL LABORATORIES
Canada

www.bureauveritas.com/um

Bureau Veritas Commodities Canada Ltd.

9050 Shaughnessy St Vancouver British Columbia V6P 6E5 Canada
PHONE (604) 253-3158

Client: **Goldstrike Resources Ltd.**
1010 - 1130 West Pender St.
Vancouver British Columbia V6E 4A4 Canada

Project: LUC
Report Date: October 25, 2018

CERTIFICATE OF ANALYSIS WHI18000672.1

	Method	MA200	MA200	MA200	MA200	MA200	MA200	MA200	MA200	MA200	MA200	MA200	MA200	MA200	MA200	MA200	MA200	MA200	MA200	MA200	MA200
	Analyte	P	La	Cr	Mg	Ba	Ti	Al	Na	K	W	Zr	Ce	Sn	Y	Nb	Ta	Be	Sc	Li	S
	Unit	%	ppm	ppm	%	ppm	%	%	%	%	ppm	ppm	ppm	ppm	ppm	ppm	ppm	ppm	ppm	ppm	%
	MDL	0.001	0.1	1	0.01	1	0.001	0.01	0.001	0.01	0.1	0.1	1	0.1	0.1	0.1	0.1	1	1	0.1	0.1
1316901	Rock	0.035	16.2	21	0.14	1357	0.146	3.54	0.047	2.07	4.5	15.3	33	1.7	6.5	4.9	0.3	1	5	11.7	<0.1
1316902	Rock	0.047	17.2	22	0.13	922	0.149	3.73	0.038	1.81	5.1	13.1	36	2.4	7.3	6.2	0.5	1	5	13.8	<0.1
1316903	Rock	0.043	20.6	26	0.17	1180	0.149	4.87	0.057	2.37	4.3	18.0	43	2.2	8.8	5.9	0.4	<1	6	10.2	<0.1
1316904	Rock	0.046	18.4	25	0.17	1149	0.159	4.46	0.050	2.14	3.2	15.0	38	2.4	6.4	6.9	0.5	1	6	8.3	<0.1
1316905	Rock	0.056	21.2	30	0.16	1128	0.175	4.10	0.045	2.47	5.1	19.0	44	1.9	8.5	6.7	0.4	<1	7	8.9	<0.1
1316906	Rock	0.031	15.9	19	0.15	1111	0.147	3.86	0.054	1.72	3.2	12.3	33	1.8	7.0	6.0	0.4	<1	5	8.0	<0.1
1316907	Rock	0.029	19.0	17	0.14	1356	0.150	4.31	0.058	1.59	1.7	17.1	39	2.3	11.7	6.5	0.5	<1	5	8.9	<0.1
1316908	Rock	0.026	16.5	18	0.17	1168	0.143	4.20	0.068	2.12	2.6	14.7	34	2.4	8.3	6.5	0.6	<1	5	7.6	<0.1
1316909	Rock	0.054	16.5	23	0.12	1556	0.146	3.32	0.044	2.06	6.7	11.6	35	1.5	7.4	5.4	0.4	<1	5	10.1	<0.1
1316910	Rock	0.020	21.3	23	0.14	939	0.168	3.79	0.047	2.29	9.2	12.1	44	1.8	7.0	6.3	0.4	<1	6	5.4	<0.1
1316911	Rock	0.030	20.6	22	0.12	1115	0.163	3.88	0.045	2.38	11.5	12.3	41	1.5	6.6	5.5	0.4	<1	6	5.3	<0.1
1316912	Rock	0.040	21.0	22	0.09	1034	0.138	3.74	0.039	2.68	8.6	14.5	43	1.1	6.9	4.5	0.3	<1	5	9.9	<0.1
1316913	Rock	0.056	21.7	27	0.15	1533	0.177	3.68	0.044	1.72	3.5	14.1	44	1.4	8.7	5.4	0.4	1	6	12.3	<0.1
1316914	Rock	0.037	21.1	26	0.14	1222	0.208	3.82	0.047	1.49	3.3	14.8	43	1.8	8.8	6.8	0.5	<1	6	11.0	<0.1
1316915	Rock	0.043	21.4	27	0.14	1108	0.198	3.73	0.067	1.74	2.6	15.1	43	1.7	7.2	7.3	0.5	<1	6	9.1	<0.1
1316916	Rock	0.068	25.0	34	0.15	1278	0.224	3.97	0.054	1.84	2.6	18.3	51	2.0	11.3	7.6	0.5	<1	6	11.5	<0.1
1316917	Rock	0.043	22.3	32	0.17	1449	0.240	4.26	0.053	1.62	1.1	14.7	47	2.0	9.3	8.2	0.6	2	7	9.0	<0.1
1316918	Rock	0.095	23.0	41	0.20	1287	0.262	5.25	0.089	2.05	2.0	17.9	48	3.1	12.6	9.9	0.8	1	8	10.6	<0.1
1316919	Rock	0.038	21.3	31	0.21	1156	0.217	4.43	0.158	1.99	1.9	14.8	44	2.4	9.0	8.1	0.6	<1	6	9.4	<0.1
1316920	Rock	0.054	22.5	35	0.22	1090	0.221	4.94	0.141	2.21	1.9	16.2	47	2.5	12.6	8.2	0.6	2	7	8.5	<0.1
1316921	Rock	0.036	17.5	20	0.20	2572	0.175	5.28	0.619	2.41	0.8	13.8	35	2.6	9.6	7.4	0.6	<1	6	5.6	<0.1
1316922	Rock	0.039	21.5	20	0.18	1317	0.184	5.98	0.426	2.52	1.0	22.7	44	3.0	12.7	8.2	0.7	<1	6	9.7	<0.1
1316923	Rock	0.052	27.4	38	0.32	1811	0.273	5.91	0.675	1.93	2.4	21.8	55	2.7	13.7	9.6	0.8	2	8	10.2	<0.1
1316924	Rock	0.054	19.3	14	0.17	944	0.146	5.96	1.169	1.74	3.0	26.8	37	3.9	11.3	7.4	0.8	2	5	7.0	<0.1
1316925	Rock Pulp	0.065	9.2	55	1.39	538	0.391	6.98	2.556	0.96	0.8	28.1	19	1.5	15.5	4.0	0.2	<1	15	17.1	<0.1
1316926	Rock Pulp	0.058	3.4	693	1.06	58	0.140	4.99	0.212	2.64	2.7	12.8	7	1.6	5.2	4.4	0.2	<1	7	8.4	1.2
1316927	Rock	0.072	20.5	35	0.24	1107	0.219	6.16	0.598	2.06	1.2	14.8	40	3.4	14.5	9.0	1.0	2	7	13.6	<0.1
1316928	Rock	0.031	13.7	14	0.24	1349	0.146	6.87	1.230	2.13	0.6	20.4	27	2.5	12.1	7.9	0.8	1	5	9.4	<0.1
1316929	Rock	0.059	16.9	21	0.25	1476	0.166	6.57	0.972	2.56	0.8	16.4	33	3.2	13.7	7.6	0.8	1	6	8.3	<0.1
1316930	Rock	0.046	14.1	14	0.22	2342	0.147	6.81	0.834	2.47	0.9	13.7	27	3.5	9.8	8.1	1.0	1	6	4.7	<0.1

This report supersedes all previous preliminary and final reports with this file number dated prior to the date on this certificate. Signature indicates final approval; preliminary reports are unsigned and should be used for reference only.

BUREAU VERITAS
MINERAL LABORATORIES
Canada

www.bureauveritas.com/um

Bureau Veritas Commodities Canada Ltd.

9050 Shaughnessy St Vancouver British Columbia V6P 6E5 Canada
PHONE (604) 253-3158

Client: **Goldstrike Resources Ltd.**
1010 - 1130 West Pender St.
Vancouver British Columbia V6E 4A4 Canada

Project: LUC
Report Date: October 25, 2018

CERTIFICATE OF ANALYSIS WHI18000672.1

	Method	MA200	MA200	MA200	MA200	MA200	MA200	MA200	AQ200	FA550
	Analyte	Rb	Hf	In	Re	Se	Te	Tl	Hg	Au
	Unit	ppm	ppm	ppm	ppm	ppm	ppm	ppm	ppm	gm/t
	MDL	0.1	0.1	0.05	0.005	1	0.5	0.5	0.01	0.9
1316901	Rock	62.5	0.4	<0.05	<0.005	1	<0.5	<0.5	0.11	
1316902	Rock	60.3	0.3	0.06	<0.005	1	<0.5	<0.5	0.14	
1316903	Rock	86.6	0.5	<0.05	<0.005	1	<0.5	<0.5	0.19	
1316904	Rock	84.5	0.5	<0.05	<0.005	<1	<0.5	<0.5	0.32	
1316905	Rock	80.8	0.4	<0.05	<0.005	<1	<0.5	<0.5	0.18	
1316906	Rock	75.6	0.3	<0.05	<0.005	<1	<0.5	<0.5	0.28	
1316907	Rock	75.5	0.6	<0.05	<0.005	2	<0.5	0.5	0.08	
1316908	Rock	82.3	0.5	<0.05	<0.005	<1	<0.5	<0.5	0.08	
1316909	Rock	63.2	0.3	<0.05	<0.005	<1	<0.5	<0.5	0.12	
1316910	Rock	67.0	0.3	<0.05	<0.005	1	<0.5	<0.5	0.08	
1316911	Rock	67.4	0.3	<0.05	<0.005	1	<0.5	<0.5	0.11	
1316912	Rock	65.1	0.3	<0.05	<0.005	<1	<0.5	<0.5	0.18	
1316913	Rock	56.8	0.4	<0.05	<0.005	<1	<0.5	<0.5	0.12	
1316914	Rock	55.7	0.4	<0.05	<0.005	<1	<0.5	<0.5	0.09	
1316915	Rock	58.0	0.4	<0.05	<0.005	<1	<0.5	<0.5	0.09	
1316916	Rock	63.4	0.5	0.09	<0.005	1	<0.5	<0.5	0.12	
1316917	Rock	65.8	0.4	0.05	<0.005	<1	<0.5	<0.5	0.07	
1316918	Rock	86.3	0.4	0.06	<0.005	<1	<0.5	0.5	0.09	
1316919	Rock	78.5	0.4	<0.05	<0.005	<1	<0.5	0.5	0.05	
1316920	Rock	85.4	0.5	0.06	<0.005	<1	<0.5	<0.5	0.12	
1316921	Rock	93.5	0.4	<0.05	<0.005	<1	<0.5	<0.5	0.04	
1316922	Rock	96.1	0.8	0.05	<0.005	<1	<0.5	0.5	0.07	
1316923	Rock	94.5	0.6	0.10	<0.005	2	<0.5	0.7	0.04	
1316924	Rock	75.9	0.8	<0.05	<0.005	<1	<0.5	0.6	0.02	
1316925	Rock Pulp	19.0	0.8	<0.05	<0.005	<1	<0.5	<0.5	0.01	
1316926	Rock Pulp	56.4	0.4	0.07	0.009	9	<0.5	<0.5	1.45	
1316927	Rock	100.7	0.5	<0.05	<0.005	<1	<0.5	0.5	0.04	
1316928	Rock	96.9	0.5	<0.05	<0.005	<1	<0.5	<0.5	0.01	
1316929	Rock	116.0	0.5	<0.05	<0.005	<1	<0.5	0.7	0.06	
1316930	Rock	104.3	0.4	<0.05	<0.005	<1	<0.5	0.8	0.02	

This report supersedes all previous preliminary and final reports with this file number dated prior to the date on this certificate. Signature indicates final approval; preliminary reports are unsigned and should be used for reference only.

BUREAU VERITAS
MINERAL LABORATORIES
Canada

www.bureauveritas.com/um

Bureau Veritas Commodities Canada Ltd.

9050 Shaughnessy St Vancouver British Columbia V6P 6E5 Canada
PHONE (604) 253-3158

Client: **Goldstrike Resources Ltd.**
1010 - 1130 West Pender St.
Vancouver British Columbia V6E 4A4 Canada

Project: LUC
Report Date: October 25, 2018

CERTIFICATE OF ANALYSIS WHI18000672.1

	Method	WGHT	FA350	MA200	MA200	MA200	MA200	MA200	MA200	MA200	MA200	MA200	MA200	MA200	MA200	MA200	MA200	MA200	MA200	MA200	MA200
	Analyte	Wgt	Au	Mo	Cu	Pb	Zn	Ag	Ni	Co	Mn	Fe	As	U	Th	Sr	Cd	Sb	Bi	V	Ca
	Unit	kg	ppb	ppm	ppm	ppm	ppm	ppm	ppm	ppm	ppm	%	ppm	ppm	ppm	ppm	ppm	ppm	ppm	ppm	%
	MDL	0.01	2	0.1	0.1	0.1	1	0.1	0.1	0.2	1	0.01	1	0.1	0.1	1	0.1	0.1	0.1	1	0.01
1316931	Rock	3.23	5	0.9	21.9	48.0	81	<0.1	26.7	8.3	277	2.50	13	2.9	6.3	105	0.2	0.4	0.3	60	0.17
1316932	Rock	2.85	8	2.8	43.6	15.3	129	0.2	45.3	12.7	391	4.55	18	3.9	14.4	47	0.2	0.6	<0.1	134	0.09
1316933	Rock	3.17	10	3.3	59.4	17.3	181	0.1	72.5	16.6	428	5.69	26	4.3	14.3	79	0.2	0.8	0.2	147	0.13
1316934	Rock	3.33	6	1.3	35.0	25.7	99	0.2	53.1	12.2	499	3.14	10	3.6	8.7	78	0.2	0.4	0.3	88	0.23
1316935	Rock	2.92	6	1.8	48.1	20.4	145	0.2	60.0	16.8	621	4.75	18	3.7	12.9	49	0.2	0.8	0.1	154	0.18
1316936	Rock	2.50	7	1.5	60.3	15.6	143	<0.1	56.9	14.6	372	5.16	11	3.6	14.6	52	0.2	0.7	0.2	161	0.24
1316937	Rock	2.97	7	1.6	39.3	13.6	89	0.1	33.1	7.8	203	3.74	10	3.4	13.5	61	0.2	1.0	0.1	140	0.07
1316938	Rock	2.84	35	1.2	38.6	13.8	101	<0.1	36.5	11.3	406	3.73	7	3.1	12.2	47	<0.1	0.8	0.2	138	0.12
1316939	Rock	3.32	13	1.2	32.8	11.8	88	<0.1	27.0	8.5	195	3.15	14	2.3	10.9	53	0.1	1.1	0.1	114	0.07
1316940	Rock	3.26	7	3.6	46.3	24.4	100	0.2	33.6	11.0	302	4.42	17	3.6	13.0	92	0.1	1.2	0.2	135	0.11
1316941	Rock	3.17	5	1.0	30.6	14.9	112	<0.1	34.9	12.3	274	3.28	14	2.9	10.5	54	0.1	1.0	0.2	120	0.09
1316942	Rock	3.11	5	2.5	42.7	18.9	139	0.1	48.0	16.8	585	4.16	23	2.7	11.1	66	0.1	0.8	0.3	117	0.13
1316943	Rock	3.65	8	8.1	63.3	20.9	119	0.3	36.1	11.3	466	4.87	20	4.4	14.1	83	0.1	1.4	0.2	143	0.08
1316944	Rock	3.22	6	2.7	39.8	16.9	145	0.2	49.4	15.2	631	4.55	16	4.2	14.3	80	0.1	0.8	0.1	131	0.14
1316945	Rock	3.95	6	2.4	41.9	15.5	130	0.2	46.9	15.4	629	4.21	17	3.2	12.0	63	0.1	0.9	0.1	110	0.09
1316946	Rock	3.95	4	2.1	35.1	16.9	150	0.1	48.3	11.4	519	4.19	18	3.1	13.6	79	<0.1	1.8	0.2	97	0.05
1316947	Rock	4.70	10	10.8	33.3	11.8	152	0.2	47.8	9.6	293	5.32	30	3.3	10.6	77	0.3	6.0	0.1	88	0.03
1316948	Rock	4.54	7	2.3	33.6	10.0	76	0.2	24.2	5.1	161	2.97	17	2.7	9.6	61	<0.1	12.7	<0.1	86	0.02
1316949	Rock	3.90	6	37.9	37.0	17.7	56	0.1	18.4	4.2	114	2.59	16	2.0	6.7	84	<0.1	4.3	0.3	59	0.02
1316950	Rock Pulp	0.05	3	7.1	46.9	5.4	60	<0.1	35.9	12.9	805	4.21	6	0.6	1.7	314	0.1	0.9	0.2	123	2.89
1316951	Rock Pulp	0.05	>10000	11.7	66.7	19.8	72	1.0	21.1	4.2	501	3.51	972	3.1	2.7	41	0.8	166.4	0.6	116	14.63
1316952	Rock	3.01	10	3.1	52.6	19.9	147	0.2	43.7	8.9	302	5.11	25	3.3	13.0	82	0.4	2.8	0.2	128	0.06
1316953	Rock	3.32	5	2.0	50.8	16.9	121	<0.1	30.5	8.4	271	4.85	16	3.6	11.8	78	0.3	0.9	0.2	136	0.04
1316954	Rock	3.12	4	3.1	62.3	15.1	100	0.2	27.6	7.2	178	4.47	27	3.8	13.4	60	0.2	2.2	0.1	163	0.04
1316955	Rock	2.46	4	1.5	66.4	16.6	166	<0.1	47.0	11.7	272	4.31	9	3.3	15.1	68	0.2	0.6	0.2	203	0.10
1316956	Rock	3.12	4	2.0	70.2	17.6	155	0.1	41.2	12.1	329	5.36	11	4.0	13.6	61	0.2	0.7	0.1	162	0.04
1316957	Rock	3.13	4	2.4	51.3	16.0	138	0.2	37.6	9.9	315	5.11	36	3.8	13.1	101	0.2	1.5	0.1	147	0.03
1316958	Rock	3.32	5	2.6	64.2	17.0	177	0.1	49.7	11.4	391	5.87	63	4.1	14.1	122	0.5	1.3	0.2	139	0.05
1316959	Rock	3.91	7	2.6	47.9	17.7	182	0.1	46.4	17.6	588	5.58	63	3.5	11.0	155	0.4	1.7	0.1	118	0.03
1316960	Rock	3.05	6	3.1	59.9	15.1	110	<0.1	28.8	7.2	180	4.29	38	4.1	13.5	78	0.2	1.2	0.1	147	0.04

This report supersedes all previous preliminary and final reports with this file number dated prior to the date on this certificate. Signature indicates final approval; preliminary reports are unsigned and should be used for reference only.

BUREAU VERITAS
MINERAL LABORATORIES
Canada

www.bureauveritas.com/um

Bureau Veritas Commodities Canada Ltd.

9050 Shaughnessy St Vancouver British Columbia V6P 6E5 Canada
PHONE (604) 253-3158

Client: **Goldstrike Resources Ltd.**
1010 - 1130 West Pender St.
Vancouver British Columbia V6E 4A4 Canada

Project: LUC
Report Date: October 25, 2018

CERTIFICATE OF ANALYSIS WHI18000672.1

	Method	MA200	MA200	MA200	MA200	MA200	MA200	MA200	MA200	MA200	MA200	MA200	MA200	MA200	MA200	MA200	MA200	MA200	MA200	MA200	MA200
	Analyte	P	La	Cr	Mg	Ba	Ti	Al	Na	K	W	Zr	Ce	Sn	Y	Nb	Ta	Be	Sc	Li	S
	Unit	%	ppm	ppm	%	ppm	%	%	%	%	ppm	ppm	ppm	ppm	ppm	ppm	ppm	ppm	ppm	ppm	%
	MDL	0.001	0.1	1	0.01	1	0.001	0.01	0.001	0.01	0.1	0.1	1	0.1	0.1	0.1	0.1	1	1	0.1	0.1
1316931	Rock	0.064	16.7	25	0.25	2952	0.198	6.80	0.623	2.25	0.7	14.0	34	2.9	11.3	7.4	0.6	1	5	7.6	<0.1
1316932	Rock	0.073	34.0	59	0.43	1334	0.381	6.82	0.469	2.07	1.4	22.6	69	2.1	16.6	12.7	0.8	2	10	11.6	<0.1
1316933	Rock	0.086	38.9	72	0.48	1450	0.397	6.72	0.475	2.14	1.2	21.3	78	2.5	23.4	13.2	0.9	2	12	12.1	<0.1
1316934	Rock	0.059	24.9	53	0.39	1657	0.231	6.81	1.044	3.12	2.6	15.0	51	2.6	12.2	8.7	0.7	2	8	8.9	<0.1
1316935	Rock	0.094	33.3	76	0.50	1699	0.412	6.99	0.503	2.91	1.5	20.1	68	2.8	19.4	14.1	1.0	3	11	12.5	<0.1
1316936	Rock	0.101	41.2	76	0.53	1552	0.434	7.33	0.404	3.38	1.7	18.8	83	2.7	21.6	15.2	0.9	4	12	15.7	<0.1
1316937	Rock	0.067	39.6	59	0.38	1915	0.345	7.05	0.493	3.48	4.3	17.8	82	2.3	17.3	12.7	0.9	3	13	10.2	<0.1
1316938	Rock	0.082	34.5	59	0.37	1453	0.334	6.89	0.239	3.09	4.7	16.0	71	2.6	16.6	12.3	0.9	3	11	10.4	<0.1
1316939	Rock	0.058	29.7	54	0.33	1547	0.304	6.05	0.211	2.48	2.2	14.6	61	2.1	13.1	11.0	0.7	3	10	8.1	<0.1
1316940	Rock	0.084	34.6	61	0.44	1710	0.338	6.89	1.160	2.34	1.6	17.2	72	2.7	14.4	12.1	0.8	2	11	9.3	0.1
1316941	Rock	0.068	27.3	49	0.35	1415	0.320	6.13	0.356	2.23	1.6	15.4	57	2.4	14.2	11.1	0.8	2	9	10.4	<0.1
1316942	Rock	0.076	31.1	52	0.34	1350	0.316	6.31	0.498	2.08	1.5	13.3	66	2.3	17.1	11.1	0.8	1	10	11.4	<0.1
1316943	Rock	0.092	38.3	63	0.41	2188	0.417	6.81	0.578	2.69	2.1	20.1	80	2.4	19.1	13.8	0.9	2	12	10.9	0.1
1316944	Rock	0.077	40.5	56	0.41	1722	0.373	6.86	0.462	2.70	1.5	16.7	84	1.9	18.8	13.0	0.9	2	11	11.1	<0.1
1316945	Rock	0.060	33.1	46	0.34	1370	0.309	6.36	0.494	2.31	1.6	16.7	70	1.7	17.0	10.9	0.7	2	10	11.1	<0.1
1316946	Rock	0.070	35.7	40	0.26	1594	0.285	6.45	0.121	2.35	2.9	18.6	73	1.7	17.1	10.7	0.8	3	10	21.2	<0.1
1316947	Rock	0.104	30.9	38	0.19	1240	0.202	5.82	0.060	2.56	5.6	17.0	63	1.3	13.8	8.0	0.6	<1	9	15.1	<0.1
1316948	Rock	0.065	26.3	31	0.17	1042	0.207	5.67	0.063	1.75	11.1	16.7	56	1.5	11.2	8.2	0.5	2	7	15.0	<0.1
1316949	Rock	0.059	21.1	21	0.13	898	0.148	4.95	0.043	1.55	3.5	14.6	44	1.1	8.7	6.1	0.4	1	5	14.0	<0.1
1316950	Rock Pulp	0.054	7.9	52	1.35	505	0.362	6.67	2.514	0.90	0.8	26.3	18	1.5	14.3	3.9	0.3	<1	15	13.8	<0.1
1316951	Rock Pulp	0.061	13.3	36	0.73	24	0.111	1.93	0.015	0.40	>200	27.0	28	2.1	15.9	3.0	0.2	<1	4	41.1	1.7
1316952	Rock	0.102	38.2	66	0.29	1534	0.310	7.10	0.276	2.78	4.4	18.6	82	2.0	15.7	11.7	0.8	3	11	13.2	<0.1
1316953	Rock	0.087	35.1	58	0.30	1664	0.303	6.58	0.096	1.99	1.3	16.6	73	1.6	14.6	11.3	0.8	3	11	12.7	<0.1
1316954	Rock	0.091	35.0	69	0.35	1763	0.358	6.54	0.132	2.70	4.8	17.9	74	1.9	15.8	12.8	0.9	2	12	12.8	<0.1
1316955	Rock	0.088	40.4	94	0.53	2175	0.474	7.21	0.190	2.99	1.2	16.5	87	1.9	19.8	16.1	1.0	2	12	14.9	<0.1
1316956	Rock	0.093	34.0	70	0.39	1734	0.373	6.79	0.108	2.38	1.3	16.2	77	1.8	16.5	13.3	0.9	2	11	13.9	<0.1
1316957	Rock	0.096	35.2	68	0.27	1654	0.344	6.54	0.083	2.11	2.8	19.2	76	1.9	17.6	12.5	0.9	2	11	17.8	<0.1
1316958	Rock	0.119	41.0	83	0.23	1507	0.334	6.62	0.108	2.30	2.1	19.5	78	1.7	21.3	11.5	0.8	2	11	18.2	<0.1
1316959	Rock	0.130	32.8	63	0.20	1150	0.288	5.83	0.071	1.96	1.5	16.6	63	1.5	20.7	10.1	0.7	2	9	18.4	<0.1
1316960	Rock	0.092	38.4	77	0.28	1404	0.332	6.13	0.089	2.46	1.2	18.5	73	1.5	16.8	10.9	0.7	<1	11	15.3	<0.1

This report supersedes all previous preliminary and final reports with this file number dated prior to the date on this certificate. Signature indicates final approval; preliminary reports are unsigned and should be used for reference only.

BUREAU VERITAS
MINERAL LABORATORIES
Canada

www.bureauveritas.com/um

Bureau Veritas Commodities Canada Ltd.

9050 Shaughnessy St Vancouver British Columbia V6P 6E5 Canada
PHONE (604) 253-3158

Client: **Goldstrike Resources Ltd.**
1010 - 1130 West Pender St.
Vancouver British Columbia V6E 4A4 Canada

Project: LUC
Report Date: October 25, 2018

CERTIFICATE OF ANALYSIS WHI18000672.1

	Method	MA200	MA200	MA200	MA200	MA200	MA200	MA200	AQ200	FA550
	Analyte	Rb	Hf	In	Re	Se	Te	Tl	Hg	Au
	Unit	ppm	ppm	ppm	ppm	ppm	ppm	ppm	ppm	gm/t
	MDL	0.1	0.1	0.05	0.005	1	0.5	0.5	0.01	0.9
1316931	Rock	88.2	0.4	<0.05	<0.005	<1	<0.5	0.9	0.02	
1316932	Rock	106.0	0.7	0.05	<0.005	<1	<0.5	0.8	0.04	
1316933	Rock	106.4	0.5	0.05	<0.005	<1	<0.5	0.7	0.06	
1316934	Rock	115.4	0.5	<0.05	<0.005	<1	<0.5	0.7	0.03	
1316935	Rock	128.3	0.6	0.07	<0.005	<1	<0.5	0.8	0.02	
1316936	Rock	138.7	0.5	0.05	<0.005	<1	<0.5	0.8	0.03	
1316937	Rock	113.0	0.5	<0.05	<0.005	1	<0.5	0.6	0.03	
1316938	Rock	118.6	0.4	<0.05	<0.005	<1	<0.5	0.7	0.03	
1316939	Rock	95.0	0.4	<0.05	<0.005	<1	<0.5	0.7	0.04	
1316940	Rock	94.0	0.4	0.09	0.006	2	<0.5	1.0	<0.01	
1316941	Rock	87.4	0.5	<0.05	<0.005	2	<0.5	0.7	0.02	
1316942	Rock	100.9	0.5	0.06	<0.005	<1	<0.5	0.7	0.03	
1316943	Rock	104.7	0.5	0.07	<0.005	1	<0.5	1.1	0.16	
1316944	Rock	118.8	0.5	<0.05	<0.005	<1	<0.5	0.7	0.03	
1316945	Rock	104.2	0.4	0.06	<0.005	<1	<0.5	0.6	0.05	
1316946	Rock	82.9	0.5	0.06	<0.005	1	<0.5	<0.5	0.10	
1316947	Rock	81.1	0.4	0.05	<0.005	<1	<0.5	<0.5	0.26	
1316948	Rock	62.5	0.5	<0.05	<0.005	2	<0.5	0.5	0.22	
1316949	Rock	57.0	0.5	0.05	<0.005	<1	<0.5	0.5	0.11	
1316950	Rock Pulp	16.3	0.9	<0.05	0.006	<1	<0.5	<0.5	0.01	
1316951	Rock Pulp	23.6	0.8	<0.05	0.005	2	1.5	3.6	6.17	I.S.
1316952	Rock	106.6	0.5	0.05	<0.005	<1	<0.5	0.7	0.09	
1316953	Rock	95.2	0.4	<0.05	<0.005	<1	<0.5	0.6	0.09	
1316954	Rock	101.2	0.4	0.10	<0.005	1	<0.5	0.5	0.08	
1316955	Rock	134.2	0.4	<0.05	<0.005	1	<0.5	0.8	0.02	
1316956	Rock	118.0	0.4	0.07	<0.005	1	<0.5	0.6	0.06	
1316957	Rock	92.9	0.5	0.06	<0.005	1	<0.5	0.5	0.10	
1316958	Rock	84.1	0.5	0.12	<0.005	<1	<0.5	0.6	0.13	
1316959	Rock	73.1	0.5	0.07	<0.005	1	<0.5	0.6	0.12	
1316960	Rock	90.4	0.4	<0.05	<0.005	3	<0.5	0.6	0.05	

This report supersedes all previous preliminary and final reports with this file number dated prior to the date on this certificate. Signature indicates final approval; preliminary reports are unsigned and should be used for reference only.

BUREAU VERITAS
MINERAL LABORATORIES
Canada

www.bureauveritas.com/um

Bureau Veritas Commodities Canada Ltd.

9050 Shaughnessy St Vancouver British Columbia V6P 6E5 Canada
PHONE (604) 253-3158

Client: **Goldstrike Resources Ltd.**
1010 - 1130 West Pender St.
Vancouver British Columbia V6E 4A4 Canada

Project: LUC
Report Date: October 25, 2018

CERTIFICATE OF ANALYSIS WHI18000672.1

	Method	WGHT	FA350	MA200	MA200	MA200	MA200	MA200	MA200	MA200	MA200	MA200	MA200	MA200	MA200	MA200	MA200	MA200	MA200	MA200	MA200
	Analyte	Wgt	Au	Mo	Cu	Pb	Zn	Ag	Ni	Co	Mn	Fe	As	U	Th	Sr	Cd	Sb	Bi	V	Ca
	Unit	kg	ppb	ppm	ppm	ppm	ppm	ppm	ppm	ppm	ppm	%	ppm	ppm	ppm	ppm	ppm	ppm	ppm	ppm	%
	MDL	0.01	2	0.1	0.1	0.1	1	0.1	0.1	0.2	1	0.01	1	0.1	0.1	1	0.1	0.1	0.1	1	0.01
1316961	Rock	3.07	34	1.7	41.7	12.7	40	0.1	12.4	2.8	82	2.15	14	2.0	7.8	65	<0.1	0.8	0.1	75	0.02
1316962	Rock	2.92	3	2.5	50.6	18.2	115	0.1	33.4	15.8	408	4.04	33	2.7	9.1	89	0.3	1.5	0.2	88	0.03
1316963	Rock	3.02	3	2.1	41.7	11.1	121	<0.1	34.9	14.5	396	3.91	26	2.3	8.3	59	0.2	1.2	<0.1	90	0.03
1316964	Rock	2.76	3	1.2	38.3	13.1	101	<0.1	31.1	10.8	210	3.68	17	1.9	7.4	55	0.2	0.9	<0.1	78	0.02
1316965	Rock	3.22	5	2.4	53.2	17.8	182	<0.1	57.6	14.7	336	5.49	25	3.5	13.1	77	0.3	0.9	0.1	126	0.04
1316966	Rock	2.93	12	1.8	44.5	14.5	130	0.1	36.1	12.7	328	4.20	26	2.7	10.7	122	<0.1	0.7	0.2	105	0.03
1316967	Rock	3.50	4	1.4	41.9	17.9	103	0.1	27.8	10.2	319	3.77	21	3.7	9.7	63	0.2	1.9	0.2	95	0.03
1316968	Rock	3.44	4	1.6	53.1	18.7	137	<0.1	42.7	9.3	211	4.12	30	3.8	13.5	87	0.3	1.7	0.2	126	0.06
1316969	Rock	2.94	3	2.2	45.9	44.8	166	0.1	49.2	9.0	302	5.69	29	4.1	13.5	81	0.4	7.3	0.3	125	0.04
1316970	Rock	2.71	12	2.7	54.2	58.8	156	0.2	44.2	15.1	599	5.77	62	5.0	13.4	221	0.3	11.6	0.1	128	0.05
1316971	Rock	3.89	6	2.4	57.8	53.4	140	0.1	38.1	11.1	329	5.49	38	5.8	14.0	190	0.4	11.1	0.2	132	0.05
1316972	Rock	3.79	4	2.1	53.7	45.5	79	0.1	21.6	7.0	202	3.83	41	3.9	15.8	144	0.1	6.6	0.2	144	0.04
1316973	Rock	4.02	15	2.8	68.9	31.7	110	0.2	29.3	9.2	250	4.81	44	4.4	16.2	144	0.3	7.9	0.2	155	0.04
1316974	Rock	3.31	5	4.2	73.0	19.7	144	0.2	34.7	12.2	295	6.47	47	4.0	16.1	104	0.2	1.9	0.1	181	0.03
1316975	Rock Pulp	0.05	969	12.9	>10000	20.6	130	3.3	611.2	20.6	896	8.41	5	0.3	1.6	140	0.2	15.9	0.8	105	2.13
1316976	Rock	3.69	10	2.1	48.8	19.9	88	<0.1	23.1	7.8	223	4.13	29	4.7	18.0	126	<0.1	2.0	0.2	172	0.04
1316977	Rock	2.99	6	3.0	54.2	19.8	124	0.1	35.1	11.0	326	5.25	26	4.4	16.1	87	0.2	1.4	0.2	149	0.03
1316978	Rock	3.38	14	3.8	50.0	39.1	168	0.2	79.7	17.0	562	6.54	63	3.7	11.9	110	0.4	1.9	0.1	129	0.03
1316979	Rock	3.10	7	3.3	52.9	21.3	280	0.1	99.1	23.1	475	6.41	32	3.4	16.1	375	0.4	2.5	0.2	170	0.05
1316980	Rock	3.50	7	3.4	53.5	25.9	152	0.3	55.9	10.8	217	4.29	26	3.4	14.7	97	<0.1	1.0	0.2	169	0.03
1316981	Rock	3.99	7	8.2	51.6	61.9	134	0.3	53.1	11.2	341	4.81	41	3.4	13.9	107	0.2	1.2	1.3	149	0.04
1316982	Rock	2.86	4	4.8	54.3	43.7	147	0.2	55.3	14.8	475	5.23	38	3.6	12.5	103	0.1	1.1	0.2	127	0.03
1316983	Rock	4.06	7	2.7	49.5	26.7	147	0.2	50.6	14.5	405	5.55	35	4.1	15.0	133	0.3	1.2	0.2	141	0.03
1316984	Rock	3.88	5	2.5	52.4	20.4	110	0.2	33.0	10.6	297	4.41	30	3.7	13.5	143	0.2	0.8	0.1	142	0.07
1316985	Rock	4.20	4	3.0	39.5	22.2	105	0.2	35.6	8.3	241	3.58	18	3.4	12.8	139	0.1	0.7	0.2	117	0.06
1316986	Rock	3.78	5	2.6	64.5	21.1	159	0.2	55.0	19.1	729	5.80	17	4.2	15.4	121	0.5	0.5	0.2	141	0.04
1316987	Rock	4.12	4	2.3	38.0	11.9	137	0.2	76.4	12.0	514	5.59	18	3.1	8.2	73	0.2	0.4	0.1	75	0.02
1316988	Rock	3.84	5	2.5	40.6	14.2	217	0.2	77.0	11.1	377	9.04	23	3.5	9.9	91	0.4	0.4	0.2	94	0.02

This report supersedes all previous preliminary and final reports with this file number dated prior to the date on this certificate. Signature indicates final approval; preliminary reports are unsigned and should be used for reference only.

BUREAU VERITAS
MINERAL LABORATORIES
Canada

www.bureauveritas.com/um

Bureau Veritas Commodities Canada Ltd.

9050 Shaughnessy St Vancouver British Columbia V6P 6E5 Canada
PHONE (604) 253-3158

Client: **Goldstrike Resources Ltd.**
1010 - 1130 West Pender St.
Vancouver British Columbia V6E 4A4 Canada

Project: LUC
Report Date: October 25, 2018

CERTIFICATE OF ANALYSIS WHI18000672.1

	Method	MA200	MA200	MA200	MA200	MA200	MA200	MA200	MA200	MA200	MA200	MA200	MA200	MA200	MA200	MA200	MA200	MA200	MA200	MA200	MA200
	Analyte	P	La	Cr	Mg	Ba	Ti	Al	Na	K	W	Zr	Ce	Sn	Y	Nb	Ta	Be	Sc	Li	S
	Unit	%	ppm	ppm	%	ppm	%	%	%	%	ppm	ppm	ppm	ppm	ppm	ppm	ppm	ppm	ppm	ppm	%
	MDL	0.001	0.1	1	0.01	1	0.001	0.01	0.001	0.01	0.1	0.1	1	0.1	0.1	0.1	0.1	1	1	0.1	0.1
1316961	Rock	0.047	24.0	37	0.15	3015	0.171	4.31	0.075	2.63	1.6	10.7	46	1.3	9.0	5.6	0.4	1	5	7.1	<0.1
1316962	Rock	0.098	26.8	33	0.13	2799	0.223	4.32	0.054	1.66	0.6	12.6	52	1.0	17.4	7.6	0.6	1	7	10.6	<0.1
1316963	Rock	0.093	23.0	34	0.16	2189	0.219	4.30	0.054	1.81	0.8	10.7	45	1.2	16.5	7.1	0.5	2	6	11.3	<0.1
1316964	Rock	0.078	21.9	30	0.18	1621	0.176	3.55	0.047	1.68	0.7	10.8	43	1.1	10.7	5.6	0.4	<1	5	9.6	<0.1
1316965	Rock	0.109	36.4	52	0.24	2096	0.294	6.17	0.098	2.32	1.3	17.2	71	1.9	20.3	9.9	0.7	2	10	10.3	<0.1
1316966	Rock	0.098	29.6	43	0.22	6334	0.243	4.92	0.082	2.15	1.1	12.4	58	1.0	15.3	8.1	0.5	1	7	8.7	<0.1
1316967	Rock	0.085	27.2	40	0.21	1656	0.248	5.51	0.082	2.45	1.1	13.4	54	2.4	14.4	9.5	0.8	<1	8	10.1	<0.1
1316968	Rock	0.072	37.5	60	0.27	1440	0.304	6.56	0.091	2.58	1.3	17.0	75	2.5	17.5	10.6	0.9	2	11	13.4	<0.1
1316969	Rock	0.110	37.7	58	0.26	1207	0.270	7.10	0.088	2.90	4.1	17.3	76	3.0	16.4	10.7	0.8	2	12	12.3	<0.1
1316970	Rock	0.085	37.1	56	0.26	1378	0.284	7.00	0.100	3.42	5.2	18.6	76	3.4	19.7	11.2	0.8	<1	12	14.1	<0.1
1316971	Rock	0.108	41.7	58	0.29	1396	0.308	7.48	0.099	2.80	5.4	16.9	85	2.9	22.4	11.0	0.8	2	12	16.3	<0.1
1316972	Rock	0.076	41.6	63	0.27	1540	0.363	7.02	0.096	2.44	3.9	18.2	83	2.6	18.6	12.8	0.9	1	13	15.2	<0.1
1316973	Rock	0.102	46.0	72	0.24	1452	0.366	7.36	0.104	2.66	4.9	19.3	92	2.6	23.3	13.0	0.9	2	14	13.4	<0.1
1316974	Rock	0.130	44.3	80	0.29	1611	0.366	6.99	0.095	1.80	1.5	16.5	92	2.1	26.0	12.7	0.8	3	13	15.5	<0.1
1316975	Rock Pulp	0.068	3.8	693	1.07	52	0.141	5.03	0.226	2.68	3.1	13.3	8	1.6	5.9	4.7	0.2	<1	8	9.3	1.3
1316976	Rock	0.093	47.8	92	0.31	1780	0.428	7.92	0.114	2.28	2.9	18.7	97	3.4	23.1	15.1	1.1	2	15	13.2	<0.1
1316977	Rock	0.096	41.7	59	0.25	1822	0.346	6.94	0.090	2.43	1.9	18.0	86	2.5	21.2	12.6	0.9	1	12	11.6	<0.1
1316978	Rock	0.102	33.8	79	0.19	1357	0.246	6.34	0.079	2.36	1.7	14.5	69	1.9	19.8	9.6	0.7	2	11	11.0	<0.1
1316979	Rock	0.100	43.7	70	0.23	1432	0.316	6.81	0.099	2.65	3.7	18.2	90	2.1	27.0	12.0	0.7	1	14	11.9	<0.1
1316980	Rock	0.069	40.0	68	0.21	1553	0.350	7.05	0.095	2.64	1.0	15.6	81	1.8	19.9	12.5	0.8	2	12	11.5	<0.1
1316981	Rock	0.087	39.2	71	0.20	1394	0.329	6.47	0.078	2.30	1.0	15.0	77	1.5	19.7	11.7	0.8	2	11	10.9	<0.1
1316982	Rock	0.102	35.0	51	0.19	1234	0.291	6.44	0.074	2.24	0.9	15.8	72	1.5	18.5	10.3	0.7	1	9	13.1	<0.1
1316983	Rock	0.105	40.9	57	0.18	1423	0.365	6.81	0.096	1.95	1.1	18.9	84	1.6	21.0	13.1	0.9	2	12	12.5	<0.1
1316984	Rock	0.085	36.5	50	0.20	1352	0.316	6.46	0.122	1.62	1.1	19.1	76	1.5	19.0	11.0	0.8	1	12	11.9	<0.1
1316985	Rock	0.065	34.0	46	0.17	1173	0.321	5.64	0.104	1.77	1.4	18.8	69	1.4	15.0	11.6	0.8	2	10	10.8	<0.1
1316986	Rock	0.089	40.5	63	0.21	1650	0.361	6.86	0.092	1.94	1.3	21.4	83	2.1	22.7	12.2	0.8	1	12	14.5	<0.1
1316987	Rock	0.072	21.4	62	0.13	1007	0.191	3.76	0.054	1.27	0.7	11.1	43	1.5	14.6	6.5	0.4	2	7	9.9	<0.1
1316988	Rock	0.143	28.1	51	0.13	984	0.234	4.50	0.066	1.51	1.5	14.0	55	2.0	21.9	9.1	0.7	3	8	7.8	<0.1

This report supersedes all previous preliminary and final reports with this file number dated prior to the date on this certificate. Signature indicates final approval; preliminary reports are unsigned and should be used for reference only.

BUREAU VERITAS
MINERAL LABORATORIES
Canada

www.bureauveritas.com/um

Bureau Veritas Commodities Canada Ltd.

9050 Shaughnessy St Vancouver British Columbia V6P 6E5 Canada
PHONE (604) 253-3158

Client: **Goldstrike Resources Ltd.**
1010 - 1130 West Pender St.
Vancouver British Columbia V6E 4A4 Canada

Project: LUC
Report Date: October 25, 2018

CERTIFICATE OF ANALYSIS WHI18000672.1

	Method	MA200	MA200	MA200	MA200	MA200	MA200	MA200	AQ200	FA550
	Analyte	Rb	Hf	In	Re	Se	Te	Tl	Hg	Au
	Unit	ppm	ppm	ppm	ppm	ppm	ppm	ppm	ppm	gm/t
	MDL	0.1	0.1	0.05	0.005	1	0.5	0.5	0.01	0.9
1316961	Rock	73.7	0.3	<0.05	<0.005	<1	<0.5	<0.5	0.04	
1316962	Rock	57.8	0.4	<0.05	<0.005	<1	<0.5	0.5	0.10	
1316963	Rock	61.0	0.3	<0.05	<0.005	<1	<0.5	<0.5	0.09	
1316964	Rock	61.6	0.3	<0.05	<0.005	<1	<0.5	<0.5	0.06	
1316965	Rock	96.4	0.5	<0.05	<0.005	2	<0.5	0.6	0.06	
1316966	Rock	76.7	0.4	<0.05	<0.005	<1	<0.5	0.5	0.07	
1316967	Rock	90.4	0.4	<0.05	<0.005	<1	<0.5	<0.5	0.07	
1316968	Rock	115.5	0.5	<0.05	0.006	1	<0.5	0.6	0.08	
1316969	Rock	123.1	0.5	0.05	<0.005	<1	<0.5	0.6	0.16	
1316970	Rock	121.7	0.5	0.07	<0.005	2	<0.5	0.7	0.19	
1316971	Rock	125.1	0.5	<0.05	<0.005	<1	<0.5	0.6	0.24	
1316972	Rock	108.2	0.6	0.07	<0.005	1	<0.5	0.5	0.15	
1316973	Rock	118.4	0.5	0.07	<0.005	2	<0.5	0.7	0.22	
1316974	Rock	110.4	0.5	0.06	<0.005	4	<0.5	0.6	0.14	
1316975	Rock Pulp	59.4	0.4	0.13	0.012	9	0.5	0.5	1.42	
1316976	Rock	126.1	0.5	0.11	<0.005	<1	<0.5	0.7	0.12	
1316977	Rock	102.1	0.5	0.07	<0.005	<1	<0.5	0.6	0.07	
1316978	Rock	89.0	0.4	<0.05	<0.005	<1	<0.5	<0.5	0.09	
1316979	Rock	108.5	0.6	0.06	<0.005	<1	<0.5	0.6	0.11	
1316980	Rock	95.8	0.5	<0.05	<0.005	1	<0.5	<0.5	0.04	
1316981	Rock	82.3	0.5	0.06	<0.005	2	<0.5	<0.5	0.06	
1316982	Rock	77.7	0.4	0.08	0.006	<1	<0.5	<0.5	0.12	
1316983	Rock	83.6	0.6	0.07	<0.005	<1	<0.5	<0.5	0.07	
1316984	Rock	86.7	0.5	0.06	<0.005	1	<0.5	<0.5	0.08	
1316985	Rock	75.8	0.4	0.06	<0.005	1	<0.5	<0.5	0.06	
1316986	Rock	100.3	0.7	<0.05	<0.005	3	<0.5	0.5	0.08	
1316987	Rock	52.0	0.4	<0.05	<0.005	1	<0.5	<0.5	0.09	
1316988	Rock	64.6	0.4	0.05	<0.005	<1	<0.5	<0.5	0.12	

This report supersedes all previous preliminary and final reports with this file number dated prior to the date on this certificate. Signature indicates final approval; preliminary reports are unsigned and should be used for reference only.

BUREAU VERITAS
MINERAL LABORATORIES
Canada

www.bureauveritas.com/um

Bureau Veritas Commodities Canada Ltd.
9050 Shaughnessy St Vancouver British Columbia V6P 6E5 Canada
PHONE (604) 253-3158

Client: **Goldstrike Resources Ltd.**
1010 - 1130 West Pender St.
Vancouver British Columbia V6E 4A4 Canada

Project: LUC
Report Date: October 25, 2018

QUALITY CONTROL REPORT WHI18000672.1

	Method	WGHT	FA350	MA200	MA200	MA200	MA200	MA200	MA200	MA200	MA200	MA200	MA200	MA200	MA200	MA200	MA200	MA200	MA200	MA200	MA200
	Analyte	Wgt	Au	Mo	Cu	Pb	Zn	Ag	Ni	Co	Mn	Fe	As	U	Th	Sr	Cd	Sb	Bi	V	Ca
	Unit	kg	ppb	ppm	ppm	ppm	ppm	ppm	ppm	ppm	ppm	%	ppm	ppm	ppm	ppm	ppm	ppm	ppm	ppm	%
	MDL	0.01	2	0.1	0.1	0.1	1	0.1	0.1	0.2	1	0.01	1	0.1	0.1	1	0.1	0.1	0.1	1	0.01
Pulp Duplicates																					
1316903	Rock	3.54	6	1.2	21.0	16.7	45	0.2	11.7	4.9	200	2.28	10	5.0	7.1	57	0.2	12.8	<0.1	77	0.01
REP 1316903	QC			1.3	20.0	16.6	44	0.2	11.5	4.9	194	2.24	11	5.3	7.0	56	<0.1	12.9	0.1	76	0.01
1316927	Rock	2.75	13	1.6	32.1	23.8	99	0.1	33.9	6.9	215	2.66	14	3.9	7.8	66	0.2	0.5	0.3	89	0.28
REP 1316927	QC																				
1316931	Rock	3.23	5	0.9	21.9	48.0	81	<0.1	26.7	8.3	277	2.50	13	2.9	6.3	105	0.2	0.4	0.3	60	0.17
REP 1316931	QC		5																		
1316936	Rock	2.50	7	1.5	60.3	15.6	143	<0.1	56.9	14.6	372	5.16	11	3.6	14.6	52	0.2	0.7	0.2	161	0.24
REP 1316936	QC			2.0	59.8	15.9	143	<0.1	56.7	15.2	370	5.26	10	3.8	14.8	52	0.1	0.9	0.1	164	0.23
1316962	Rock	2.92	3	2.5	50.6	18.2	115	0.1	33.4	15.8	408	4.04	33	2.7	9.1	89	0.3	1.5	0.2	88	0.03
REP 1316962	QC																				
1316964	Rock	2.76	3	1.2	38.3	13.1	101	<0.1	31.1	10.8	210	3.68	17	1.9	7.4	55	0.2	0.9	<0.1	78	0.02
REP 1316964	QC		2																		
1316970	Rock	2.71	12	2.7	54.2	58.8	156	0.2	44.2	15.1	599	5.77	62	5.0	13.4	221	0.3	11.6	0.1	128	0.05
REP 1316970	QC			2.8	52.0	60.6	160	0.2	43.9	14.5	619	5.86	63	5.2	14.6	222	0.1	11.5	0.2	128	0.05
1316985	Rock	4.20	4	3.0	39.5	22.2	105	0.2	35.6	8.3	241	3.58	18	3.4	12.8	139	0.1	0.7	0.2	117	0.06
REP 1316985	QC																				
Core Reject Duplicates																					
1316909	Rock	3.39	20	2.5	25.0	15.2	60	0.1	16.3	5.4	161	2.71	12	3.7	6.2	50	0.2	11.3	0.1	64	0.01
DUP 1316909	QC		24	2.7	25.9	15.6	63	0.1	16.5	5.4	163	2.75	13	3.9	6.2	53	0.2	10.9	<0.1	68	0.01
1316943	Rock	3.65	8	8.1	63.3	20.9	119	0.3	36.1	11.3	466	4.87	20	4.4	14.1	83	0.1	1.4	0.2	143	0.08
DUP 1316943	QC		8	7.8	58.3	20.9	123	0.3	36.7	11.9	486	5.08	20	4.3	13.1	88	0.2	1.7	0.1	148	0.10
1316977	Rock	2.99	6	3.0	54.2	19.8	124	0.1	35.1	11.0	326	5.25	26	4.4	16.1	87	0.2	1.4	0.2	149	0.03
DUP 1316977	QC		6	3.2	57.6	19.4	138	0.1	37.6	11.0	328	5.45	29	4.2	15.1	87	0.2	1.4	0.2	149	0.03
Reference Materials																					
STD AGPROOF	Standard																				
STD DS11	Standard																				
STD DS11	Standard																				
STD DS11	Standard																				

This report supersedes all previous preliminary and final reports with this file number dated prior to the date on this certificate. Signature indicates final approval; preliminary reports are unsigned and should be used for reference only.

BUREAU VERITAS
MINERAL LABORATORIES
Canada

www.bureauveritas.com/um

Bureau Veritas Commodities Canada Ltd.
9050 Shaughnessy St Vancouver British Columbia V6P 6E5 Canada
PHONE (604) 253-3158

Client: **Goldstrike Resources Ltd.**
1010 - 1130 West Pender St.
Vancouver British Columbia V6E 4A4 Canada

Project: LUC
Report Date: October 25, 2018

QUALITY CONTROL REPORT WHI18000672.1

	Method	MA200	MA200	MA200	MA200	MA200	MA200	MA200	MA200	MA200	MA200	MA200	MA200	MA200	MA200	MA200	MA200	MA200	MA200	MA200	MA200
	Analyte	P	La	Cr	Mg	Ba	Ti	Al	Na	K	W	Zr	Ce	Sn	Y	Nb	Ta	Be	Sc	Li	S
	Unit	%	ppm	ppm	%	ppm	%	%	%	%	ppm	ppm	ppm	ppm	ppm	ppm	ppm	ppm	ppm	ppm	%
	MDL	0.001	0.1	1	0.01	1	0.001	0.01	0.001	0.01	0.1	0.1	1	0.1	0.1	0.1	0.1	1	1	0.1	0.1
Pulp Duplicates																					
1316903	Rock	0.043	20.6	26	0.17	1180	0.149	4.87	0.057	2.37	4.3	18.0	43	2.2	8.8	5.9	0.4	<1	6	10.2	<0.1
REP 1316903	QC	0.041	20.3	25	0.17	1178	0.150	4.78	0.056	2.25	4.4	18.6	43	2.3	8.4	6.1	0.5	1	5	9.6	<0.1
1316927	Rock	0.072	20.5	35	0.24	1107	0.219	6.16	0.598	2.06	1.2	14.8	40	3.4	14.5	9.0	1.0	2	7	13.6	<0.1
REP 1316927	QC																				
1316931	Rock	0.064	16.7	25	0.25	2952	0.198	6.80	0.623	2.25	0.7	14.0	34	2.9	11.3	7.4	0.6	1	5	7.6	<0.1
REP 1316931	QC																				
1316936	Rock	0.101	41.2	76	0.53	1552	0.434	7.33	0.404	3.38	1.7	18.8	83	2.7	21.6	15.2	0.9	4	12	15.7	<0.1
REP 1316936	QC	0.094	40.5	77	0.53	1540	0.439	7.35	0.410	3.29	1.8	18.7	82	2.6	21.9	14.8	1.0	4	12	14.7	<0.1
1316962	Rock	0.098	26.8	33	0.13	2799	0.223	4.32	0.054	1.66	0.6	12.6	52	1.0	17.4	7.6	0.6	1	7	10.6	<0.1
REP 1316962	QC																				
1316964	Rock	0.078	21.9	30	0.18	1621	0.176	3.55	0.047	1.68	0.7	10.8	43	1.1	10.7	5.6	0.4	<1	5	9.6	<0.1
REP 1316964	QC																				
1316970	Rock	0.085	37.1	56	0.26	1378	0.284	7.00	0.100	3.42	5.2	18.6	76	3.4	19.7	11.2	0.8	<1	12	14.1	<0.1
REP 1316970	QC	0.093	40.5	58	0.27	1408	0.292	7.11	0.104	3.38	5.4	18.8	84	3.2	20.4	11.6	0.8	2	12	14.2	<0.1
1316985	Rock	0.065	34.0	46	0.17	1173	0.321	5.64	0.104	1.77	1.4	18.8	69	1.4	15.0	11.6	0.8	2	10	10.8	<0.1
REP 1316985	QC																				
Core Reject Duplicates																					
1316909	Rock	0.054	16.5	23	0.12	1556	0.146	3.32	0.044	2.06	6.7	11.6	35	1.5	7.4	5.4	0.4	<1	5	10.1	<0.1
DUP 1316909	QC	0.057	18.2	22	0.13	1580	0.147	3.59	0.044	2.21	6.5	11.4	38	1.6	7.9	5.5	0.4	1	5	10.7	<0.1
1316943	Rock	0.092	38.3	63	0.41	2188	0.417	6.81	0.578	2.69	2.1	20.1	80	2.4	19.1	13.8	0.9	2	12	10.9	0.1
DUP 1316943	QC	0.096	37.2	69	0.43	2157	0.422	7.01	0.641	2.91	2.0	20.2	77	2.7	18.5	14.1	0.9	2	13	11.7	0.1
1316977	Rock	0.096	41.7	59	0.25	1822	0.346	6.94	0.090	2.43	1.9	18.0	86	2.5	21.2	12.6	0.9	1	12	11.6	<0.1
DUP 1316977	QC	0.103	42.2	64	0.25	1863	0.352	7.17	0.088	2.61	2.0	17.4	86	2.7	21.4	13.0	0.8	2	12	11.1	<0.1
Reference Materials																					
STD AGPROOF	Standard																				
STD DS11	Standard																				
STD DS11	Standard																				
STD DS11	Standard																				

This report supersedes all previous preliminary and final reports with this file number dated prior to the date on this certificate. Signature indicates final approval; preliminary reports are unsigned and should be used for reference only.

BUREAU VERITAS
MINERAL LABORATORIES
Canada

www.bureauveritas.com/um

Bureau Veritas Commodities Canada Ltd.
9050 Shaughnessy St Vancouver British Columbia V6P 6E5 Canada
PHONE (604) 253-3158

Client: **Goldstrike Resources Ltd.**
1010 - 1130 West Pender St.
Vancouver British Columbia V6E 4A4 Canada

Project: LUC
Report Date: October 25, 2018

QUALITY CONTROL REPORT WHI18000672.1

	Method	MA200	MA200	MA200	MA200	MA200	MA200	MA200	AQ200	FA550
	Analyte	Rb	Hf	In	Re	Se	Te	Tl	Hg	Au
	Unit	ppm	ppm	ppm	ppm	ppm	ppm	ppm	ppm	gm/t
	MDL	0.1	0.1	0.05	0.005	1	0.5	0.5	0.01	0.9
Pulp Duplicates										
1316903	Rock	86.6	0.5	<0.05	<0.005	1	<0.5	<0.5	0.19	
REP 1316903	QC	85.2	0.6	<0.05	<0.005	<1	<0.5	0.5		
1316927	Rock	100.7	0.5	<0.05	<0.005	<1	<0.5	0.5	0.04	
REP 1316927	QC								0.04	
1316931	Rock	88.2	0.4	<0.05	<0.005	<1	<0.5	0.9	0.02	
REP 1316931	QC									
1316936	Rock	138.7	0.5	0.05	<0.005	<1	<0.5	0.8	0.03	
REP 1316936	QC	136.6	0.5	<0.05	<0.005	<1	<0.5	0.8		
1316962	Rock	57.8	0.4	<0.05	<0.005	<1	<0.5	0.5	0.10	
REP 1316962	QC								0.12	
1316964	Rock	61.6	0.3	<0.05	<0.005	<1	<0.5	<0.5	0.06	
REP 1316964	QC									
1316970	Rock	121.7	0.5	0.07	<0.005	2	<0.5	0.7	0.19	
REP 1316970	QC	126.8	0.6	0.11	<0.005	1	<0.5	0.6		
1316985	Rock	75.8	0.4	0.06	<0.005	1	<0.5	<0.5	0.06	
REP 1316985	QC								0.06	
Core Reject Duplicates										
1316909	Rock	63.2	0.3	<0.05	<0.005	<1	<0.5	<0.5	0.12	
DUP 1316909	QC	65.3	0.3	<0.05	<0.005	1	<0.5	<0.5	0.13	
1316943	Rock	104.7	0.5	0.07	<0.005	1	<0.5	1.1	0.16	
DUP 1316943	QC	114.5	0.6	0.12	<0.005	<1	<0.5	1.1	0.14	
1316977	Rock	102.1	0.5	0.07	<0.005	<1	<0.5	0.6	0.07	
DUP 1316977	QC	104.6	0.5	<0.05	<0.005	1	<0.5	0.5	0.07	
Reference Materials										
STD AGPROOF	Standard									<0.9
STD DS11	Standard								0.26	
STD DS11	Standard								0.25	
STD DS11	Standard								0.22	

This report supersedes all previous preliminary and final reports with this file number dated prior to the date on this certificate. Signature indicates final approval; preliminary reports are unsigned and should be used for reference only.

BUREAU VERITAS
MINERAL LABORATORIES
Canada

www.bureauveritas.com/um

Bureau Veritas Commodities Canada Ltd.
9050 Shaughnessy St Vancouver British Columbia V6P 6E5 Canada
PHONE (604) 253-3158

Client: **Goldstrike Resources Ltd.**
1010 - 1130 West Pender St.
Vancouver British Columbia V6E 4A4 Canada

Project: LUC
Report Date: October 25, 2018

QUALITY CONTROL REPORT WHI18000672.1

		WGHT	FA350	MA200	MA200	MA200	MA200	MA200	MA200	MA200	MA200	MA200	MA200	MA200	MA200	MA200	MA200	MA200	MA200	MA200	MA200
		Wgt	Au	Mo	Cu	Pb	Zn	Ag	Ni	Co	Mn	Fe	As	U	Th	Sr	Cd	Sb	Bi	V	Ca
		kg	ppb	ppm	ppm	ppm	ppm	ppm	ppm	ppm	ppm	%	ppm	ppm	ppm	ppm	ppm	ppm	ppm	ppm	%
		0.01	2	0.1	0.1	0.1	1	0.1	0.1	0.2	1	0.01	1	0.1	0.1	1	0.1	0.1	0.1	1	0.01
STD DS11	Standard																				
STD OREAS25A-4A	Standard			2.0	33.7	24.9	42	<0.1	44.8	7.7	500	6.57	9	2.9	16.1	50	<0.1	0.7	0.3	164	0.27
STD OREAS25A-4A	Standard			2.4	30.8	24.3	43	<0.1	45.7	7.7	518	6.71	8	2.6	14.6	52	<0.1	0.6	0.4	163	0.30
STD OREAS25A-4A	Standard			2.8	34.7	24.6	42	<0.1	44.3	8.0	486	6.62	10	2.8	16.1	49	<0.1	0.5	0.4	166	0.30
STD OREAS45EA	Standard																				
STD OREAS45EA	Standard																				
STD OREAS45EA	Standard																				
STD OREAS45EA	Standard																				
STD OREAS45E	Standard			2.0	794.3	19.1	47	0.3	475.5	63.5	581	25.12	16	2.4	12.9	17	<0.1	1.1	0.3	334	0.06
STD OREAS45E	Standard			2.4	783.2	18.8	47	0.3	466.6	61.9	593	24.86	17	2.4	13.2	17	<0.1	1.0	0.3	326	0.07
STD OREAS45E	Standard			2.5	811.4	20.6	45	0.3	492.4	62.6	584	25.95	18	2.7	14.3	18	<0.1	1.1	0.4	343	0.07
STD OXC145	Standard		217																		
STD OXC145	Standard		201																		
STD OXC145	Standard		199																		
STD OXH139	Standard		1302																		
STD OXH139	Standard		1289																		
STD OXH139	Standard		1282																		
STD OXQ114	Standard																				
STD SP49	Standard																				
STD DS11 Expected																					
STD OREAS25A-4A Expected				2.55	33.9	25.2	44.4		45.8	8.2	470	6.6	9.94	2.94	15.8	48.5		0.67	0.35	157	0.309
STD OREAS45E Expected				2.4	780	18.2	46.7	0.311	454	57	570	24.12	16.3	2.41	12.9	15.9	0.06	1	0.28	322	0.065
STD OXC145 Expected			212																		
STD OXH139 Expected			1312																		
STD AGPROOF Expected																					
STD SP49 Expected																					
STD OXQ114 Expected																					
BLK	Blank																				
BLK	Blank																				

This report supersedes all previous preliminary and final reports with this file number dated prior to the date on this certificate. Signature indicates final approval; preliminary reports are unsigned and should be used for reference only.

BUREAU VERITAS
MINERAL LABORATORIES
Canada

www.bureauveritas.com/um

Bureau Veritas Commodities Canada Ltd.
9050 Shaughnessy St Vancouver British Columbia V6P 6E5 Canada
PHONE (604) 253-3158

Client: **Goldstrike Resources Ltd.**
1010 - 1130 West Pender St.
Vancouver British Columbia V6E 4A4 Canada

Project: LUC
Report Date: October 25, 2018

QUALITY CONTROL REPORT WHI18000672.1

		MA200 P % 0.001	MA200 La ppm 0.1	MA200 Cr ppm 1	MA200 Mg % 0.01	MA200 Ba ppm 1	MA200 Ti % 0.001	MA200 Al % 0.01	MA200 Na % 0.001	MA200 K % 0.01	MA200 W ppm 0.1	MA200 Zr ppm 0.1	MA200 Ce ppm 1	MA200 Sn ppm 0.1	MA200 Y ppm 0.1	MA200 Nb ppm 0.1	MA200 Ta ppm 0.1	MA200 Be ppm 1	MA200 Sc ppm 1	MA200 Li ppm 0.1	MA200 S % 0.1
STD DS11	Standard																				
STD OREAS25A-4A	Standard	0.044	22.7	118	0.32	149	0.935	8.86	0.119	0.47	2.0	152.2	50	3.7	10.8	18.9	1.5	2	12	37.0	<0.1
STD OREAS25A-4A	Standard	0.044	21.0	117	0.32	153	0.940	8.87	0.123	0.49	2.0	153.5	50	4.0	10.6	19.4	1.5	<1	12	35.6	<0.1
STD OREAS25A-4A	Standard	0.049	23.6	107	0.32	138	0.965	8.84	0.119	0.48	1.9	146.3	50	3.9	11.2	19.4	1.5	1	12	34.8	<0.1
STD OREAS45EA	Standard																				
STD OREAS45EA	Standard																				
STD OREAS45EA	Standard																				
STD OREAS45EA	Standard																				
STD OREAS45E	Standard	0.031	11.2	1031	0.16	262	0.544	6.94	0.055	0.35	1.0	98.1	25	1.3	8.1	6.2	0.6	<1	93	5.9	<0.1
STD OREAS45E	Standard	0.029	10.7	1017	0.15	251	0.533	6.82	0.056	0.34	1.0	91.2	24	1.3	7.1	6.0	0.5	<1	91	5.4	<0.1
STD OREAS45E	Standard	0.035	12.7	1059	0.16	256	0.560	7.09	0.058	0.35	1.0	95.9	27	1.2	8.3	6.2	0.5	<1	90	6.7	<0.1
STD OXC145	Standard																				
STD OXC145	Standard																				
STD OXC145	Standard																				
STD OXH139	Standard																				
STD OXH139	Standard																				
STD OXH139	Standard																				
STD OXQ114	Standard																				
STD SP49	Standard																				
STD DS11 Expected																					
STD OREAS25A-4A Expected		0.048	21.8	115	0.327	147	0.977	8.87	0.134	0.482	2	155	48.9	4.06	10.5	20.9	1.5	0.93	13.7	36.7	0.047
STD OREAS45E Expected		0.034	11	979	0.156	252	0.559	6.78	0.059	0.324	1.07	97	23.5	1.32	8.28	6.8	0.54		93	6.58	0.046
STD OXC145 Expected																					
STD OXH139 Expected																					
STD AGPROOF Expected																					
STD SP49 Expected																					
STD OXQ114 Expected																					
BLK	Blank																				
BLK	Blank																				

This report supersedes all previous preliminary and final reports with this file number dated prior to the date on this certificate. Signature indicates final approval; preliminary reports are unsigned and should be used for reference only.

BUREAU VERITAS
MINERAL LABORATORIES
Canada

www.bureauveritas.com/um

Bureau Veritas Commodities Canada Ltd.
9050 Shaughnessy St Vancouver British Columbia V6P 6E5 Canada
PHONE (604) 253-3158

Client: **Goldstrike Resources Ltd.**
1010 - 1130 West Pender St.
Vancouver British Columbia V6E 4A4 Canada

Project: LUC
Report Date: October 25, 2018

QUALITY CONTROL REPORT WHI18000672.1

		MA200 Rb ppm 0.1	MA200 Hf ppm 0.1	MA200 In ppm 0.05	MA200 Re ppm 0.005	MA200 Se ppm 1	MA200 Te ppm 0.5	MA200 Tl ppm 0.5	AQ200 Hg ppm 0.01	FA550 Au gm/t 0.9
STD DS11	Standard								0.26	
STD OREAS25A-4A	Standard	58.6	4.2	0.08	<0.005	3	<0.5	<0.5		
STD OREAS25A-4A	Standard	59.4	4.4	0.08	<0.005	2	<0.5	<0.5		
STD OREAS25A-4A	Standard	57.9	4.3	0.10	<0.005	1	<0.5	<0.5		
STD OREAS45EA	Standard								0.02	
STD OREAS45EA	Standard								0.01	
STD OREAS45EA	Standard								0.01	
STD OREAS45EA	Standard								<0.01	
STD OREAS45E	Standard	21.0	3.1	<0.05	<0.005	3	<0.5	<0.5		
STD OREAS45E	Standard	20.7	3.1	0.10	<0.005	3	<0.5	<0.5		
STD OREAS45E	Standard	22.1	3.0	0.14	<0.005	2	<0.5	<0.5		
STD OXC145	Standard									
STD OXC145	Standard									
STD OXC145	Standard									
STD OXH139	Standard									
STD OXH139	Standard									
STD OXH139	Standard									
STD OXQ114	Standard									36.1
STD SP49	Standard									18.5
STD DS11 Expected									0.26	
STD OREAS25A-4A Expected		61	4.28	0.09		2.5		0.35		
STD OREAS45E Expected		21.2	3.11	0.099		2.97	0.1	0.15		
STD OXC145 Expected										
STD OXH139 Expected										
STD AGPROOF Expected										0
STD SP49 Expected										18.34
STD OXQ114 Expected										35.2
BLK	Blank								<0.01	
BLK	Blank								<0.01	

This report supersedes all previous preliminary and final reports with this file number dated prior to the date on this certificate. Signature indicates final approval; preliminary reports are unsigned and should be used for reference only.

BUREAU VERITAS
MINERAL LABORATORIES
Canada

www.bureauveritas.com/um

Bureau Veritas Commodities Canada Ltd.

9050 Shaughnessy St Vancouver British Columbia V6P 6E5 Canada
PHONE (604) 253-3158

Client: **Goldstrike Resources Ltd.**
1010 - 1130 West Pender St.
Vancouver British Columbia V6E 4A4 Canada

Project: LUC
Report Date: October 25, 2018

QUALITY CONTROL REPORT WHI18000672.1

		WGHT	FA350	MA200	MA200	MA200	MA200	MA200	MA200	MA200	MA200	MA200	MA200	MA200	MA200	MA200	MA200	MA200	MA200	MA200	MA200
		Wgt	Au	Mo	Cu	Pb	Zn	Ag	Ni	Co	Mn	Fe	As	U	Th	Sr	Cd	Sb	Bi	V	Ca
		kg	ppb	ppm	ppm	ppm	ppm	ppm	ppm	ppm	ppm	%	ppm	ppm	ppm	ppm	ppm	ppm	ppm	ppm	%
		0.01	2	0.1	0.1	0.1	1	0.1	0.1	0.2	1	0.01	1	0.1	0.1	1	0.1	0.1	0.1	1	0.01
BLK	Blank																				
BLK	Blank																				
BLK	Blank		<2																		
BLK	Blank		4																		
BLK	Blank			<0.1	<0.1	<0.1	<1	<0.1	<0.1	<0.2	<1	<0.01	<1	<0.1	<0.1	<1	<0.1	<0.1	<0.1	<1	<0.01
BLK	Blank			<0.1	<0.1	<0.1	<1	<0.1	<0.1	<0.2	<1	<0.01	<1	<0.1	<0.1	<1	<0.1	<0.1	<0.1	<1	<0.01
BLK	Blank			<0.1	0.3	<0.1	<1	<0.1	<0.1	<0.2	<1	<0.01	<1	<0.1	<0.1	<1	<0.1	<0.1	<0.1	<1	<0.01
BLK	Blank		<2																		
BLK	Blank		4																		
BLK	Blank		<2																		
BLK	Blank		<2																		
BLK	Blank																				
Prep Wash																					
ROCK-WHI	Prep Blank		<2	1.6	4.4	2.5	38	<0.1	0.8	3.4	654	1.95	2	1.1	2.6	191	<0.1	0.2	<0.1	32	1.58
ROCK-WHI	Prep Blank		<2	1.5	3.7	2.5	38	<0.1	0.7	3.3	660	1.98	3	1.2	2.4	196	<0.1	0.1	<0.1	32	1.59

This report supersedes all previous preliminary and final reports with this file number dated prior to the date on this certificate. Signature indicates final approval; preliminary reports are unsigned and should be used for reference only.

BUREAU VERITAS
MINERAL LABORATORIES
Canada

www.bureauveritas.com/um

Bureau Veritas Commodities Canada Ltd.
9050 Shaughnessy St Vancouver British Columbia V6P 6E5 Canada
PHONE (604) 253-3158

Client: **Goldstrike Resources Ltd.**
1010 - 1130 West Pender St.
Vancouver British Columbia V6E 4A4 Canada

Project: LUC
Report Date: October 25, 2018

QUALITY CONTROL REPORT WHI18000672.1

		MA200 P % 0.001	MA200 La ppm 0.1	MA200 Cr ppm 1	MA200 Mg % 0.01	MA200 Ba ppm 1	MA200 Ti % 0.001	MA200 Al % 0.01	MA200 Na % 0.001	MA200 K % 0.01	MA200 W ppm 0.1	MA200 Zr ppm 0.1	MA200 Ce ppm 1	MA200 Sn ppm 0.1	MA200 Y ppm 0.1	MA200 Nb ppm 0.1	MA200 Ta ppm 0.1	MA200 Be ppm 1	MA200 Sc ppm 1	MA200 Li ppm 0.1	MA200 S % 0.1
BLK	Blank																				
BLK	Blank																				
BLK	Blank																				
BLK	Blank																				
BLK	Blank	<0.001	<0.1	<1	<0.01	<1	<0.001	<0.01	<0.001	<0.01	<0.1	<0.1	<1	<0.1	<0.1	<0.1	<0.1	<1	<1	<0.1	<0.1
BLK	Blank	<0.001	<0.1	<1	<0.01	<1	<0.001	<0.01	0.005	<0.01	<0.1	<0.1	<1	<0.1	<0.1	<0.1	<0.1	<1	<1	<0.1	<0.1
BLK	Blank	0.002	<0.1	<1	<0.01	<1	<0.001	<0.01	0.004	<0.01	<0.1	<0.1	<1	<0.1	<0.1	<0.1	<0.1	<1	<1	<0.1	<0.1
BLK	Blank																				
BLK	Blank																				
BLK	Blank																				
BLK	Blank																				
BLK	Blank																				
Prep Wash																					
ROCK-WHI	Prep Blank	0.038	11.4	1	0.51	846	0.198	6.69	3.629	1.70	0.3	53.9	24	0.7	14.4	5.2	0.4	<1	6	2.7	<0.1
ROCK-WHI	Prep Blank	0.038	10.9	2	0.51	858	0.198	6.68	3.541	1.72	0.3	55.3	23	0.7	15.6	5.4	0.4	<1	6	2.3	<0.1

This report supersedes all previous preliminary and final reports with this file number dated prior to the date on this certificate. Signature indicates final approval; preliminary reports are unsigned and should be used for reference only.

BUREAU VERITAS
MINERAL LABORATORIES
Canada

www.bureauveritas.com/um

Bureau Veritas Commodities Canada Ltd.
9050 Shaughnessy St Vancouver British Columbia V6P 6E5 Canada
PHONE (604) 253-3158

Client: **Goldstrike Resources Ltd.**
1010 - 1130 West Pender St.
Vancouver British Columbia V6E 4A4 Canada

Project: LUC
Report Date: October 25, 2018

QUALITY CONTROL REPORT WHI18000672.1

		MA200 Rb ppm 0.1	MA200 Hf ppm 0.1	MA200 In ppm 0.05	MA200 Re ppm 0.005	MA200 Se ppm 1	MA200 Te ppm 0.5	MA200 Tl ppm 0.5	AQ200 Hg ppm 0.01	FA550 Au gm/t 0.9
BLK	Blank								<0.01	
BLK	Blank								<0.01	
BLK	Blank									
BLK	Blank									
BLK	Blank	<0.1	<0.1	<0.05	<0.005	<1	<0.5	<0.5		
BLK	Blank	<0.1	<0.1	<0.05	<0.005	<1	<0.5	<0.5		
BLK	Blank	<0.1	<0.1	<0.05	<0.005	<1	<0.5	<0.5		
BLK	Blank									
BLK	Blank									
BLK	Blank									
BLK	Blank									
BLK	Blank									<0.9
Prep Wash										
ROCK-WHI	Prep Blank	30.3	1.6	<0.05	<0.005	<1	<0.5	<0.5	<0.01	
ROCK-WHI	Prep Blank	32.0	1.8	<0.05	<0.005	<1	<0.5	<0.5	<0.01	

This report supersedes all previous preliminary and final reports with this file number dated prior to the date on this certificate. Signature indicates final approval; preliminary reports are unsigned and should be used for reference only.

LSTR-18-08 Assay Certificate WHI18000808.1

BUREAU VERITAS
MINERAL LABORATORIES
Canada

www.bureauveritas.com/um

Bureau Veritas Commodities Canada Ltd.
9050 Shaughnessy St Vancouver British Columbia V6P 6E5 Canada
PHONE (604) 253-3158

Client: **Luckystrike Resources Ltd.**
1010 – 1130 West Pender Street
Vancouver British Columbia V6E 4A4 Canada

Submitted By:	Email Distribution
Receiving Lab:	Canada-Whitehorse
Received:	August 31, 2018
Report Date:	October 24, 2018
Page:	1 of 3

CERTIFICATE OF ANALYSIS WHI18000808.1

CLIENT JOB INFORMATION

Project:	LUC
Shipment ID:	LSTR-18-08
P.O. Number	
Number of Samples:	35

SAMPLE DISPOSAL

STOR-PLP	Store After 90 days Invoice for Storage
STOR-RJT	Store After 60 days Invoice for Storage

Bureau Veritas does not accept responsibility for samples left at the laboratory after 90 days without prior written instructions for sample storage or return.

SAMPLE PREPARATION AND ANALYTICAL PROCEDURES

Procedure Code	Number of Samples	Code Description	Test Wgt (g)	Report Status	Lab
PRP70-250	34	Crush, split and pulverize 250 g rock to 200 mesh			WHI
SLBHP	1	Sort, label and box pulps			WHI
FA350-Au	35	50g Fire assay fusion Au by ICP-ES	50	Completed	VAN
EN002	35	Environmental disposal charge-Fire assay lead waste			VAN
MA200	35	4 Acid digestion ICP-MS analysis	0.25	Completed	VAN
AQ200-HG	35	Hg by AR digestion ICP-MS analysis	0.5	Completed	VAN
SHP01	35	Per sample shipping charges for branch shipments			VAN

ADDITIONAL COMMENTS

Invoice To: Luckystrike Resources Ltd.
1010 – 1130 West Pender Street
Vancouver British Columbia V6E 4A4
Canada

CC:

JEFFREY CANNON
Geochemistry Department Supervisor

This report supersedes all previous preliminary and final reports with this file number dated prior to the date on this certificate. Signature indicates final approval; preliminary reports are unsigned and should be used for reference only.
All results are considered the confidential property of the client. Bureau Veritas assumes the liabilities for actual cost of analysis only. Results apply to samples as submitted.
"*" asterisk indicates that an analytical result could not be provided due to unusually high levels of interference from other elements.

BUREAU VERITAS
MINERAL LABORATORIES
Canada

www.bureauveritas.com/um

Bureau Veritas Commodities Canada Ltd.

9050 Shaughnessy St Vancouver British Columbia V6P 6E5 Canada
PHONE (604) 253-3158

Client: **Luckystrike Resources Ltd.**
1010 – 1130 West Pender Street
Vancouver British Columbia V6E 4A4 Canada

Project: LUC
Report Date: October 24, 2018

CERTIFICATE OF ANALYSIS WHI18000808.1

	Method	WGHT	FA350	MA200	MA200	MA200	MA200	MA200	MA200	MA200	MA200	MA200	MA200	MA200	MA200	MA200	MA200	MA200	MA200	MA200	MA200
	Analyte	Wgt	Au	Mo	Cu	Pb	Zn	Ag	Ni	Co	Mn	Fe	As	U	Th	Sr	Cd	Sb	Bi	V	Ca
	Unit	kg	ppb	ppm	ppm	ppm	ppm	ppm	ppm	ppm	ppm	%	ppm	ppm	ppm	ppm	ppm	ppm	ppm	ppm	%
	MDL	0.01	2	0.1	0.1	0.1	1	0.1	0.1	0.2	1	0.01	1	0.1	0.1	1	0.1	0.1	0.1	1	0.01
1317501	Rock	2.97	4	0.8	15.6	14.7	62	<0.1	17.6	4.9	166	1.92	5	2.3	8.5	58	0.2	0.3	0.2	79	0.11
1317502	Rock	2.88	3	0.7	39.8	12.0	64	0.2	18.0	5.0	193	2.04	5	2.1	8.1	60	<0.1	0.4	0.1	70	0.15
1317503	Rock	3.21	3	0.6	21.7	10.3	65	<0.1	16.0	5.5	174	1.86	8	2.0	7.0	47	0.1	0.5	<0.1	67	0.11
1317504	Rock	3.50	7	0.7	16.6	10.3	60	0.2	16.5	5.5	227	1.83	8	2.0	7.3	59	0.2	0.5	0.1	73	0.09
1317505	Rock	4.74	4	0.5	13.2	24.1	43	0.2	11.9	3.9	158	1.38	8	2.0	7.5	94	0.1	0.9	0.1	54	0.12
1317506	Rock	3.23	5	0.5	13.9	14.4	32	0.1	10.7	3.5	207	1.28	20	1.9	4.3	67	<0.1	1.2	0.1	59	0.09
1317507	Rock	3.64	18	1.2	25.4	18.4	76	0.1	26.7	7.5	323	2.38	27	2.8	6.5	78	0.2	2.0	0.2	82	0.12
1317508	Rock	3.22	22	2.2	66.1	19.2	211	<0.1	54.6	15.6	424	4.52	15	3.4	11.5	100	0.2	1.6	0.2	120	0.11
1317509	Rock	3.11	8	2.2	52.1	17.9	209	<0.1	59.7	18.5	636	5.44	8	3.7	11.4	104	0.2	0.9	0.1	149	0.12
1317510	Rock	3.14	6	1.8	57.4	21.2	165	<0.1	46.0	14.3	548	4.53	11	4.5	11.6	72	0.3	0.7	0.3	160	0.11
1317511	Rock	2.82	6	2.5	54.0	18.8	190	<0.1	58.3	17.0	532	5.73	12	3.8	13.0	69	0.2	0.6	0.2	178	0.12
1317512	Rock	2.67	8	1.6	32.8	13.6	133	<0.1	41.2	11.4	400	3.58	7	3.1	12.5	57	<0.1	0.5	0.2	138	0.13
1317513	Rock	3.35	7	1.9	50.3	18.1	160	0.2	59.7	18.4	1079	4.72	9	3.3	13.3	85	0.2	0.7	0.1	166	0.20
1317514	Rock	3.38	10	3.3	43.0	21.9	202	0.2	76.3	24.6	2916	6.93	12	4.0	9.8	82	0.3	1.4	0.3	182	0.16
1317515	Rock	3.52	9	3.7	84.9	18.4	147	0.3	45.7	16.9	1513	5.68	12	5.2	14.3	55	0.3	0.8	0.1	192	0.11
1317516	Rock	3.81	119	4.0	42.6	16.3	82	0.2	31.9	11.4	649	3.31	21	3.7	8.6	77	0.2	2.4	0.2	85	0.10
1317517	Rock	4.29	18	2.0	41.2	13.0	68	0.1	24.1	8.3	440	2.78	22	4.3	9.2	108	0.2	2.0	0.2	93	0.09
1317518	Rock	4.10	6	1.9	42.7	15.7	94	0.2	37.5	10.9	558	3.83	30	4.0	8.7	132	0.2	5.1	0.1	92	0.09
1317519	Rock	3.77	6	3.4	100.4	28.3	151	0.1	60.8	21.1	1093	6.72	58	6.3	10.8	136	0.4	4.6	0.1	148	0.09
1317520	Rock	3.31	12	1.9	45.5	26.2	90	0.1	31.7	6.5	285	3.81	22	3.5	6.5	91	0.4	4.7	0.1	80	0.09
1317521	Rock	3.55	7	2.3	30.3	29.7	97	0.1	27.5	7.2	308	3.49	27	4.2	7.9	132	0.4	7.7	<0.1	76	0.10
1317522	Rock	3.62	3	1.2	21.4	30.8	73	0.1	19.1	5.0	225	2.17	26	2.3	7.8	133	<0.1	13.6	0.1	69	0.10
1317523	Rock	3.49	5	1.2	27.2	29.1	94	<0.1	28.6	7.1	207	3.23	24	3.1	8.6	114	0.2	2.6	0.1	83	0.09
1317524	Rock	4.78	7	0.9	32.1	22.7	96	<0.1	28.0	6.8	209	3.11	19	3.8	9.1	66	0.3	0.7	0.3	94	0.09
1317525	Rock Pulp	0.05	229	195.1	1868.6	39.8	283	0.7	35.4	13.4	753	4.15	16	0.8	1.7	299	1.5	1.7	0.3	117	2.51
1317526	Rock	3.77	11	2.1	35.9	34.0	106	0.1	24.8	8.6	416	3.75	23	6.3	8.9	81	0.3	1.8	0.2	77	0.10
1317527	Rock	3.90	4	1.6	33.2	22.5	92	<0.1	24.4	6.9	345	2.76	19	4.1	9.8	48	0.1	1.2	0.1	108	0.11
1317528	Rock	4.53	4	1.3	32.5	16.3	111	0.1	36.6	8.9	398	3.76	26	3.7	10.5	82	0.3	3.1	0.1	99	0.16
1317529	Rock	4.63	6	1.4	30.9	30.7	120	<0.1	32.6	8.0	336	3.44	26	3.1	9.1	110	0.1	4.8	<0.1	100	0.11
1317530	Rock	3.28	4	1.0	24.5	23.3	89	0.1	24.1	9.7	499	2.27	22	2.3	8.7	126	0.1	4.9	0.1	84	0.11

This report supersedes all previous preliminary and final reports with this file number dated prior to the date on this certificate. Signature indicates final approval; preliminary reports are unsigned and should be used for reference only.

BUREAU VERITAS
MINERAL LABORATORIES
Canada

www.bureauveritas.com/um

Bureau Veritas Commodities Canada Ltd.

9050 Shaughnessy St Vancouver British Columbia V6P 6E5 Canada
PHONE (604) 253-3158

Client: **Luckystrike Resources Ltd.**
1010 – 1130 West Pender Street
Vancouver British Columbia V6E 4A4 Canada

Project: LUC
Report Date: October 24, 2018

CERTIFICATE OF ANALYSIS WHI18000808.1

	Method	MA200	MA200	MA200	MA200	MA200	MA200	MA200	MA200	MA200	MA200	MA200	MA200	MA200	MA200	MA200	MA200	MA200	MA200	MA200	MA200
	Analyte	P	La	Cr	Mg	Ba	Ti	Al	Na	K	W	Zr	Ce	Sn	Y	Nb	Ta	Be	Sc	Li	S
	Unit	%	ppm	ppm	%	ppm	%	%	%	%	ppm	ppm	ppm	ppm	ppm	ppm	ppm	ppm	ppm	ppm	%
	MDL	0.001	0.1	1	0.01	1	0.001	0.01	0.001	0.01	0.1	0.1	1	0.1	0.1	0.1	0.1	1	1	0.1	0.1
1317501	Rock	0.034	23.0	28	0.20	995	0.252	4.81	0.252	1.76	1.0	16.1	51	1.4	10.5	8.7	0.5	1	8	12.2	<0.1
1317502	Rock	0.038	20.9	24	0.22	1181	0.219	4.66	0.324	1.88	0.9	16.3	47	1.4	9.8	7.7	0.5	2	7	10.8	<0.1
1317503	Rock	0.029	18.9	26	0.19	1008	0.211	3.90	0.339	1.52	0.7	11.5	44	1.0	10.4	7.4	0.4	1	6	9.2	<0.1
1317504	Rock	0.034	19.9	27	0.18	1078	0.225	4.12	0.301	1.68	0.8	14.0	46	1.4	13.2	7.9	0.5	1	7	8.3	<0.1
1317505	Rock	0.030	19.6	17	0.12	1097	0.170	4.65	1.077	1.34	0.6	19.4	42	1.4	9.3	6.2	0.4	1	5	7.4	<0.1
1317506	Rock	0.035	14.4	17	0.10	1059	0.132	3.60	0.048	1.35	0.7	10.2	33	1.3	9.8	5.4	0.4	<1	5	7.5	<0.1
1317507	Rock	0.053	22.8	30	0.13	1280	0.192	4.45	0.071	1.97	2.0	18.1	50	1.7	14.4	7.7	0.7	<1	7	8.8	<0.1
1317508	Rock	0.079	33.7	50	0.23	1474	0.273	6.96	0.108	2.87	3.0	19.1	76	1.6	19.6	11.1	0.6	2	11	11.6	<0.1
1317509	Rock	0.083	30.5	57	0.26	1671	0.338	6.80	0.109	2.78	1.4	22.2	73	1.5	19.9	12.5	0.8	2	11	12.8	<0.1
1317510	Rock	0.078	31.7	61	0.28	1662	0.356	6.80	0.114	2.82	1.3	18.4	72	2.4	21.1	13.4	0.9	2	12	11.7	<0.1
1317511	Rock	0.091	37.8	71	0.30	1506	0.397	6.68	0.104	2.74	1.6	17.7	86	2.2	22.5	14.6	0.9	2	13	11.1	<0.1
1317512	Rock	0.052	33.5	53	0.32	1552	0.341	6.49	0.136	2.83	1.4	18.2	77	2.5	17.1	13.4	1.0	2	11	10.4	<0.1
1317513	Rock	0.079	37.2	69	0.40	1715	0.400	7.05	0.285	2.88	1.6	19.6	85	2.6	21.6	13.9	0.9	2	14	12.8	<0.1
1317514	Rock	0.123	32.3	47	0.38	1152	0.676	7.23	0.087	2.32	1.2	21.9	77	2.0	28.2	12.0	0.8	3	18	22.9	<0.1
1317515	Rock	0.094	38.9	81	0.34	1911	0.424	7.10	0.155	2.96	1.6	19.5	90	2.2	21.2	15.2	1.1	2	14	12.4	<0.1
1317516	Rock	0.086	25.1	34	0.15	1773	0.187	5.40	0.118	2.64	2.7	15.9	57	1.6	10.7	7.1	0.5	1	8	10.9	<0.1
1317517	Rock	0.053	25.1	40	0.17	1620	0.260	5.15	0.084	2.04	1.9	15.9	59	2.4	10.6	9.6	0.7	2	9	11.7	<0.1
1317518	Rock	0.075	24.4	32	0.15	1694	0.209	4.81	0.080	1.91	2.1	13.9	54	1.3	12.4	7.3	0.5	2	8	12.2	<0.1
1317519	Rock	0.138	33.1	54	0.15	1643	0.276	5.54	0.075	1.80	1.6	15.4	74	1.2	19.4	9.1	0.5	2	12	14.2	<0.1
1317520	Rock	0.069	19.9	28	0.13	1409	0.169	4.10	0.047	1.57	2.0	10.1	44	1.5	11.7	6.2	0.5	1	7	10.9	<0.1
1317521	Rock	0.062	23.3	30	0.14	1677	0.201	4.44	0.059	1.68	2.0	12.2	53	1.4	11.8	7.3	0.5	<1	7	16.6	<0.1
1317522	Rock	0.038	21.1	27	0.14	1747	0.203	4.24	0.186	1.97	0.7	12.4	46	1.6	9.3	7.0	0.5	1	6	14.4	<0.1
1317523	Rock	0.064	25.5	36	0.17	1917	0.248	4.91	0.076	1.97	1.0	16.2	57	1.8	12.8	8.8	0.6	1	7	11.8	<0.1
1317524	Rock	0.052	23.7	44	0.28	1423	0.271	5.80	0.086	2.57	1.2	17.8	55	2.5	14.0	10.7	0.7	1	9	9.9	<0.1
1317525	Rock Pulp	0.059	8.8	51	1.29	605	0.368	6.18	2.183	0.91	9.8	29.8	21	1.6	15.5	4.2	0.3	<1	15	17.5	0.3
1317526	Rock	0.068	23.3	34	0.23	1509	0.224	6.76	0.098	3.03	1.4	29.7	53	3.4	19.1	10.3	0.8	1	9	13.2	<0.1
1317527	Rock	0.056	23.9	42	0.28	1661	0.292	6.67	0.160	3.03	1.5	22.0	57	3.3	16.9	12.9	0.9	1	10	11.7	<0.1
1317528	Rock	0.068	27.8	41	0.25	1888	0.275	5.60	0.268	2.47	1.8	17.9	62	2.2	15.5	10.4	0.8	1	9	13.9	<0.1
1317529	Rock	0.052	27.1	39	0.26	1886	0.270	5.72	0.151	2.46	1.0	15.4	62	2.1	15.5	9.8	0.7	2	8	13.7	<0.1
1317530	Rock	0.042	24.6	33	0.19	1463	0.240	4.86	0.083	1.99	1.1	14.2	56	1.5	11.6	8.6	0.6	1	7	11.5	<0.1

This report supersedes all previous preliminary and final reports with this file number dated prior to the date on this certificate. Signature indicates final approval; preliminary reports are unsigned and should be used for reference only.

BUREAU VERITAS
MINERAL LABORATORIES
Canada

www.bureauveritas.com/um

Bureau Veritas Commodities Canada Ltd.

9050 Shaughnessy St Vancouver British Columbia V6P 6E5 Canada
PHONE (604) 253-3158

Client: **Luckystrike Resources Ltd.**
1010 – 1130 West Pender Street
Vancouver British Columbia V6E 4A4 Canada

Project: LUC
Report Date: October 24, 2018

CERTIFICATE OF ANALYSIS WHI18000808.1

	Method	MA200	MA200	MA200	MA200	MA200	MA200	MA200	AQ200
	Analyte	Rb	Hf	In	Re	Se	Te	Tl	Hg
	Unit	ppm	ppm	ppm	ppm	ppm	ppm	ppm	ppm
	MDL	0.1	0.1	0.05	0.005	1	0.5	0.5	0.01
1317501	Rock	65.7	0.4	<0.05	<0.005	<1	<0.5	<0.5	0.03
1317502	Rock	69.4	0.4	<0.05	<0.005	<1	<0.5	<0.5	0.02
1317503	Rock	56.8	0.3	<0.05	<0.005	<1	<0.5	<0.5	0.04
1317504	Rock	55.9	0.3	0.05	<0.005	<1	<0.5	<0.5	0.06
1317505	Rock	47.2	0.5	<0.05	<0.005	<1	<0.5	<0.5	0.12
1317506	Rock	41.9	0.3	<0.05	<0.005	<1	<0.5	<0.5	0.06
1317507	Rock	60.1	0.4	<0.05	<0.005	<1	<0.5	<0.5	0.07
1317508	Rock	106.3	0.5	0.06	<0.005	2	<0.5	0.6	0.06
1317509	Rock	101.7	0.6	<0.05	<0.005	2	<0.5	0.5	0.05
1317510	Rock	110.8	0.6	<0.05	<0.005	2	<0.5	0.5	0.05
1317511	Rock	105.0	0.5	<0.05	<0.005	1	<0.5	0.6	0.05
1317512	Rock	117.5	0.5	<0.05	<0.005	<1	<0.5	0.6	0.04
1317513	Rock	119.1	0.7	<0.05	<0.005	1	<0.5	0.7	0.06
1317514	Rock	108.3	0.5	<0.05	<0.005	1	<0.5	0.7	0.11
1317515	Rock	113.8	0.6	0.07	<0.005	3	<0.5	0.7	0.09
1317516	Rock	68.5	0.5	<0.05	<0.005	2	<0.5	<0.5	0.09
1317517	Rock	68.2	0.5	<0.05	<0.005	<1	<0.5	<0.5	0.10
1317518	Rock	59.7	0.4	<0.05	<0.005	2	<0.5	<0.5	0.11
1317519	Rock	64.8	0.5	<0.05	<0.005	2	<0.5	0.6	0.14
1317520	Rock	49.1	0.3	<0.05	<0.005	<1	<0.5	<0.5	0.09
1317521	Rock	52.4	0.3	<0.05	<0.005	2	<0.5	<0.5	0.08
1317522	Rock	58.7	0.3	<0.05	<0.005	<1	<0.5	<0.5	0.04
1317523	Rock	70.4	0.5	<0.05	<0.005	<1	<0.5	<0.5	0.06
1317524	Rock	101.3	0.5	0.05	<0.005	<1	<0.5	0.6	0.05
1317525	Rock Pulp	20.4	1.0	0.09	0.080	<1	<0.5	<0.5	0.10
1317526	Rock	105.2	0.9	<0.05	<0.005	<1	<0.5	0.6	0.10
1317527	Rock	123.8	0.7	0.05	<0.005	<1	<0.5	0.7	0.06
1317528	Rock	92.1	0.6	<0.05	<0.005	1	<0.5	0.6	0.05
1317529	Rock	89.7	0.4	<0.05	<0.005	<1	<0.5	<0.5	0.07
1317530	Rock	65.3	0.4	<0.05	<0.005	<1	<0.5	<0.5	0.08

This report supersedes all previous preliminary and final reports with this file number dated prior to the date on this certificate. Signature indicates final approval; preliminary reports are unsigned and should be used for reference only.

BUREAU VERITAS
MINERAL LABORATORIES
Canada

www.bureauveritas.com/um

Bureau Veritas Commodities Canada Ltd.

9050 Shaughnessy St Vancouver British Columbia V6P 6E5 Canada
PHONE (604) 253-3158

Client: **Luckystrike Resources Ltd.**
1010 – 1130 West Pender Street
Vancouver British Columbia V6E 4A4 Canada

Project: LUC
Report Date: October 24, 2018

CERTIFICATE OF ANALYSIS WHI18000808.1

	Method	WGHT	FA350	MA200	MA200	MA200	MA200	MA200	MA200	MA200	MA200	MA200	MA200	MA200	MA200	MA200	MA200	MA200	MA200	MA200	MA200
	Analyte	Wgt	Au	Mo	Cu	Pb	Zn	Ag	Ni	Co	Mn	Fe	As	U	Th	Sr	Cd	Sb	Bi	V	Ca
	Unit	kg	ppb	ppm	ppm	ppm	ppm	ppm	ppm	ppm	ppm	%	ppm	ppm	ppm	ppm	ppm	ppm	ppm	ppm	%
	MDL	0.01	2	0.1	0.1	0.1	1	0.1	0.1	0.2	1	0.01	1	0.1	0.1	1	0.1	0.1	0.1	1	0.01
1317531	Rock	4.44	7	1.9	30.2	32.8	122	<0.1	38.5	10.8	502	3.51	26	3.0	9.3	115	0.3	5.4	<0.1	95	0.13
1317532	Rock	3.17	6	1.6	36.3	21.6	125	<0.1	42.8	13.2	617	3.87	17	3.6	12.8	100	0.2	1.3	0.1	124	0.17
1317533	Rock	3.26	5	1.4	28.5	33.7	104	0.2	27.2	7.2	305	3.58	16	3.7	10.1	79	0.2	0.6	0.2	107	0.22
1317534	Rock	3.99	12	2.8	54.5	25.9	140	0.2	41.4	13.3	503	5.27	21	4.8	14.4	69	0.3	2.1	0.3	141	0.05
1317535	Rock	3.22	6	3.5	54.3	20.6	159	0.1	50.7	15.6	437	6.46	30	5.6	14.5	89	0.2	1.1	0.3	130	0.05

This report supersedes all previous preliminary and final reports with this file number dated prior to the date on this certificate. Signature indicates final approval; preliminary reports are unsigned and should be used for reference only.

BUREAU VERITAS
MINERAL LABORATORIES
Canada

www.bureauveritas.com/um

Bureau Veritas Commodities Canada Ltd.

9050 Shaughnessy St Vancouver British Columbia V6P 6E5 Canada
PHONE (604) 253-3158

Client: **Luckystrike Resources Ltd.**
1010 – 1130 West Pender Street
Vancouver British Columbia V6E 4A4 Canada

Project: LUC
Report Date: October 24, 2018

CERTIFICATE OF ANALYSIS WHI18000808.1

	Method	MA200	MA200	MA200	MA200	MA200	MA200	MA200	MA200	MA200	MA200	MA200	MA200	MA200	MA200	MA200	MA200	MA200	MA200	MA200	MA200
	Analyte	P	La	Cr	Mg	Ba	Ti	Al	Na	K	W	Zr	Ce	Sn	Y	Nb	Ta	Be	Sc	Li	S
	Unit	%	ppm	ppm	%	ppm	%	%	%	%	ppm	ppm	ppm	ppm	ppm	ppm	ppm	ppm	ppm	ppm	%
	MDL	0.001	0.1	1	0.01	1	0.001	0.01	0.001	0.01	0.1	0.1	1	0.1	0.1	0.1	0.1	1	1	0.1	0.1
1317531	Rock	0.057	26.3	37	0.20	1467	0.266	5.29	0.191	2.07	0.9	14.1	59	1.5	14.5	9.5	0.7	2	8	12.7	<0.1
1317532	Rock	0.068	32.7	58	0.35	1798	0.381	7.12	0.197	2.91	1.2	21.8	76	2.0	19.5	13.8	1.0	2	12	16.5	<0.1
1317533	Rock	0.071	27.0	44	0.31	1511	0.293	6.72	0.646	2.80	1.3	16.7	62	2.8	17.6	11.3	0.9	2	10	11.2	<0.1
1317534	Rock	0.087	41.1	74	0.32	1551	0.358	7.39	0.188	3.61	3.6	25.5	77	3.2	20.3	13.8	1.0	2	13	13.3	<0.1
1317535	Rock	0.098	40.1	71	0.23	1464	0.320	6.69	0.125	2.65	2.6	24.9	75	2.0	19.7	12.3	0.8	2	13	14.8	<0.1

This report supersedes all previous preliminary and final reports with this file number dated prior to the date on this certificate. Signature indicates final approval; preliminary reports are unsigned and should be used for reference only.

BUREAU VERITAS
MINERAL LABORATORIES
Canada

www.bureauveritas.com/um

Bureau Veritas Commodities Canada Ltd.

9050 Shaughnessy St Vancouver British Columbia V6P 6E5 Canada
PHONE (604) 253-3158

Client: **Luckystrike Resources Ltd.**
1010 – 1130 West Pender Street
Vancouver British Columbia V6E 4A4 Canada

Project: LUC
Report Date: October 24, 2018

CERTIFICATE OF ANALYSIS WHI18000808.1

	Method	MA200	MA200	MA200	MA200	MA200	MA200	MA200	AQ200
	Analyte	Rb	Hf	In	Re	Se	Te	Tl	Hg
	Unit	ppm	ppm	ppm	ppm	ppm	ppm	ppm	ppm
	MDL	0.1	0.1	0.05	0.005	1	0.5	0.5	0.01
1317531	Rock	71.5	0.4	<0.05	<0.005	<1	<0.5	<0.5	0.08
1317532	Rock	112.2	0.6	0.06	<0.005	1	<0.5	0.7	0.06
1317533	Rock	112.2	0.5	<0.05	<0.005	2	<0.5	0.8	0.05
1317534	Rock	132.1	0.7	0.12	<0.005	1	<0.5	0.9	0.08
1317535	Rock	106.1	0.7	0.05	<0.005	2	<0.5	0.6	0.06

This report supersedes all previous preliminary and final reports with this file number dated prior to the date on this certificate. Signature indicates final approval; preliminary reports are unsigned and should be used for reference only.

BUREAU VERITAS
MINERAL LABORATORIES
Canada

www.bureauveritas.com/um

Bureau Veritas Commodities Canada Ltd.
9050 Shaughnessy St Vancouver British Columbia V6P 6E5 Canada
PHONE (604) 253-3158

Client: **Luckystrike Resources Ltd.**
1010 – 1130 West Pender Street
Vancouver British Columbia V6E 4A4 Canada

Project: LUC
Report Date: October 24, 2018

QUALITY CONTROL REPORT WHI18000808.1

	Method	WGHT	FA350	MA200	MA200	MA200	MA200	MA200	MA200	MA200	MA200	MA200	MA200	MA200	MA200	MA200	MA200	MA200	MA200	MA200	MA200
	Analyte	Wgt	Au	Mo	Cu	Pb	Zn	Ag	Ni	Co	Mn	Fe	As	U	Th	Sr	Cd	Sb	Bi	V	Ca
	Unit	kg	ppb	ppm	ppm	ppm	ppm	ppm	ppm	ppm	ppm	%	ppm	ppm	ppm	ppm	ppm	ppm	ppm	ppm	%
	MDL	0.01	2	0.1	0.1	0.1	1	0.1	0.1	0.2	1	0.01	1	0.1	0.1	1	0.1	0.1	0.1	1	0.01
Pulp Duplicates																					
1317521	Rock	3.55	7	2.3	30.3	29.7	97	0.1	27.5	7.2	308	3.49	27	4.2	7.9	132	0.4	7.7	<0.1	76	0.10
REP 1317521	QC																				
1317527	Rock	3.90	4	1.6	33.2	22.5	92	<0.1	24.4	6.9	345	2.76	19	4.1	9.8	48	0.1	1.2	0.1	108	0.11
REP 1317527	QC			1.5	32.5	21.4	87	0.1	22.8	7.1	338	2.64	18	4.0	8.9	47	0.1	1.4	0.1	105	0.11
1317532	Rock	3.17	6	1.6	36.3	21.6	125	<0.1	42.8	13.2	617	3.87	17	3.6	12.8	100	0.2	1.3	0.1	124	0.17
REP 1317532	QC		7																		
Core Reject Duplicates																					
1317514	Rock	3.38	10	3.3	43.0	21.9	202	0.2	76.3	24.6	2916	6.93	12	4.0	9.8	82	0.3	1.4	0.3	182	0.16
DUP 1317514	QC		6	3.7	43.9	22.7	208	0.2	76.8	24.7	2842	6.89	14	4.0	9.1	77	0.4	1.3	0.2	177	0.15
Reference Materials																					
STD DS11	Standard																				
STD DS11	Standard																				
STD OREAS25A-4A	Standard			2.1	32.2	21.8	45	<0.1	40.9	7.5	459	6.08	10	2.5	12.5	48	<0.1	0.7	0.4	155	0.31
STD OREAS25A-4A	Standard			2.5	36.3	26.0	45	<0.1	46.2	8.3	485	6.64	10	2.9	15.5	46	<0.1	0.6	0.4	164	0.29
STD OREAS45EA	Standard																				
STD OREAS45EA	Standard																				
STD OREAS45E	Standard			2.4	786.7	18.0	48	0.3	489.8	56.6	568	24.90	16	2.5	12.4	18	<0.1	1.1	0.3	334	0.06
STD OREAS45E	Standard			2.4	771.8	18.6	46	0.3	477.1	60.3	565	23.85	17	2.5	11.4	16	<0.1	1.2	0.3	319	0.07
STD OXC145	Standard		222																		
STD OXC145	Standard		209																		
STD OXH139	Standard		1382																		
STD OXH139	Standard		1311																		
STD DS11 Expected																					
STD OXC145 Expected			212																		
STD OXH139 Expected			1312																		
STD OREAS25A-4A Expected				2.55	33.9	25.2	44.4		45.8	8.2	470	6.6	9.94	2.94	15.8	48.5		0.67	0.35	157	0.309
STD OREAS45E Expected				2.4	780	18.2	46.7	0.311	454	57	570	24.12	16.3	2.41	12.9	15.9	0.06	1	0.28	322	0.065
BLK	Blank																				

This report supersedes all previous preliminary and final reports with this file number dated prior to the date on this certificate. Signature indicates final approval; preliminary reports are unsigned and should be used for reference only.

BUREAU VERITAS
MINERAL LABORATORIES
Canada

www.bureauveritas.com/um

Bureau Veritas Commodities Canada Ltd.
9050 Shaughnessy St Vancouver British Columbia V6P 6E5 Canada
PHONE (604) 253-3158

Client: **Luckystrike Resources Ltd.**
1010 – 1130 West Pender Street
Vancouver British Columbia V6E 4A4 Canada

Project: LUC
Report Date: October 24, 2018

QUALITY CONTROL REPORT WHI18000808.1

	Method	MA200	MA200	MA200	MA200	MA200	MA200	MA200	MA200	MA200	MA200	MA200	MA200	MA200	MA200	MA200	MA200	MA200	MA200	MA200	MA200
	Analyte	P	La	Cr	Mg	Ba	Ti	Al	Na	K	W	Zr	Ce	Sn	Y	Nb	Ta	Be	Sc	Li	S
	Unit	%	ppm	ppm	%	ppm	%	%	%	%	ppm	ppm	ppm	ppm	ppm	ppm	ppm	ppm	ppm	ppm	%
	MDL	0.001	0.1	1	0.01	1	0.001	0.01	0.001	0.01	0.1	0.1	1	0.1	0.1	0.1	0.1	1	1	0.1	0.1
Pulp Duplicates																					
1317521	Rock	0.062	23.3	30	0.14	1677	0.201	4.44	0.059	1.68	2.0	12.2	53	1.4	11.8	7.3	0.5	<1	7	16.6	<0.1
REP 1317521	QC																				
1317527	Rock	0.056	23.9	42	0.28	1661	0.292	6.67	0.160	3.03	1.5	22.0	57	3.3	16.9	12.9	0.9	1	10	11.7	<0.1
REP 1317527	QC	0.051	24.8	39	0.27	1623	0.279	6.61	0.152	3.08	1.3	22.8	58	3.1	17.2	11.9	0.9	1	9	11.3	<0.1
1317532	Rock	0.068	32.7	58	0.35	1798	0.381	7.12	0.197	2.91	1.2	21.8	76	2.0	19.5	13.8	1.0	2	12	16.5	<0.1
REP 1317532	QC																				
Core Reject Duplicates																					
1317514	Rock	0.123	32.3	47	0.38	1152	0.676	7.23	0.087	2.32	1.2	21.9	77	2.0	28.2	12.0	0.8	3	18	22.9	<0.1
DUP 1317514	QC	0.116	29.1	46	0.36	1156	0.646	6.90	0.092	2.21	1.5	21.3	68	1.8	26.8	12.1	0.8	3	18	23.6	<0.1
Reference Materials																					
STD DS11	Standard																				
STD DS11	Standard																				
STD OREAS25A-4A	Standard	0.042	18.3	103	0.29	143	0.915	8.03	0.124	0.47	1.9	146.5	45	3.6	10.5	18.9	1.3	<1	12	32.8	<0.1
STD OREAS25A-4A	Standard	0.054	21.7	120	0.32	142	0.933	8.78	0.134	0.49	2.1	154.2	46	4.1	9.8	19.3	1.4	<1	12	40.3	<0.1
STD OREAS45EA	Standard																				
STD OREAS45EA	Standard																				
STD OREAS45E	Standard	0.033	10.7	885	0.16	266	0.541	7.04	0.055	0.35	1.0	98.7	25	1.4	8.8	6.1	0.5	<1	98	6.9	<0.1
STD OREAS45E	Standard	0.036	7.3	971	0.15	250	0.544	6.48	0.057	0.33	1.0	95.8	19	1.4	6.4	6.5	0.5	<1	85	7.0	<0.1
STD OXC145	Standard																				
STD OXC145	Standard																				
STD OXH139	Standard																				
STD OXH139	Standard																				
STD DS11 Expected																					
STD OXC145 Expected																					
STD OXH139 Expected																					
STD OREAS25A-4A Expected		0.048	21.8	115	0.327	147	0.977	8.87	0.134	0.482	2	155	48.9	4.06	10.5	20.9	1.5	0.93	13.7	36.7	0.047
STD OREAS45E Expected		0.034	11	979	0.156	252	0.559	6.78	0.059	0.324	1.07	97	23.5	1.32	8.28	6.8	0.54		93	6.58	0.046
BLK	Blank																				

This report supersedes all previous preliminary and final reports with this file number dated prior to the date on this certificate. Signature indicates final approval; preliminary reports are unsigned and should be used for reference only.

BUREAU VERITAS
MINERAL LABORATORIES
Canada

www.bureauveritas.com/um

Bureau Veritas Commodities Canada Ltd.
9050 Shaughnessy St Vancouver British Columbia V6P 6E5 Canada
PHONE (604) 253-3158

Client: **Luckystrike Resources Ltd.**
1010 – 1130 West Pender Street
Vancouver British Columbia V6E 4A4 Canada

Project: LUC
Report Date: October 24, 2018

QUALITY CONTROL REPORT WHI18000808.1

	Method	MA200	MA200	MA200	MA200	MA200	MA200	MA200	AQ200
	Analyte	Rb	Hf	In	Re	Se	Te	Tl	Hg
	Unit	ppm	ppm	ppm	ppm	ppm	ppm	ppm	ppm
	MDL	0.1	0.1	0.05	0.005	1	0.5	0.5	0.01
Pulp Duplicates									
1317521	Rock	52.4	0.3	<0.05	<0.005	2	<0.5	<0.5	0.08
REP 1317521	QC								0.08
1317527	Rock	123.8	0.7	0.05	<0.005	<1	<0.5	0.7	0.06
REP 1317527	QC	118.9	0.6	<0.05	<0.005	<1	<0.5	0.7	
1317532	Rock	112.2	0.6	0.06	<0.005	1	<0.5	0.7	0.06
REP 1317532	QC								
Core Reject Duplicates									
1317514	Rock	108.3	0.5	<0.05	<0.005	1	<0.5	0.7	0.11
DUP 1317514	QC	103.5	0.6	0.08	<0.005	<1	<0.5	0.7	0.11
Reference Materials									
STD DS11	Standard								0.28
STD DS11	Standard								0.24
STD OREAS25A-4A	Standard	53.2	3.7	0.08	<0.005	3	<0.5	<0.5	
STD OREAS25A-4A	Standard	59.8	4.3	0.12	<0.005	2	<0.5	<0.5	
STD OREAS45EA	Standard								0.01
STD OREAS45EA	Standard								0.01
STD OREAS45E	Standard	21.4	2.9	0.05	<0.005	4	<0.5	<0.5	
STD OREAS45E	Standard	20.9	3.0	0.09	<0.005	3	<0.5	<0.5	
STD OXC145	Standard								
STD OXC145	Standard								
STD OXH139	Standard								
STD OXH139	Standard								
STD DS11 Expected									0.26
STD OXC145 Expected									
STD OXH139 Expected									
STD OREAS25A-4A Expected		61	4.28	0.09		2.5		0.35	
STD OREAS45E Expected		21.2	3.11	0.099		2.97	0.1	0.15	
BLK	Blank								<0.01

This report supersedes all previous preliminary and final reports with this file number dated prior to the date on this certificate. Signature indicates final approval; preliminary reports are unsigned and should be used for reference only.

BUREAU VERITAS
MINERAL LABORATORIES
Canada

www.bureauveritas.com/um

Bureau Veritas Commodities Canada Ltd.
9050 Shaughnessy St Vancouver British Columbia V6P 6E5 Canada
PHONE (604) 253-3158

Client: **Luckystrike Resources Ltd.**
1010 – 1130 West Pender Street
Vancouver British Columbia V6E 4A4 Canada

Project: LUC
Report Date: October 24, 2018

QUALITY CONTROL REPORT WHI18000808.1

		WGHT	FA350	MA200	MA200	MA200	MA200	MA200	MA200	MA200	MA200	MA200	MA200	MA200	MA200	MA200	MA200	MA200	MA200	MA200	MA200
		Wgt	Au	Mo	Cu	Pb	Zn	Ag	Ni	Co	Mn	Fe	As	U	Th	Sr	Cd	Sb	Bi	V	Ca
		kg	ppb	ppm	ppm	ppm	ppm	ppm	ppm	ppm	ppm	%	ppm	ppm	ppm	ppm	ppm	ppm	ppm	ppm	%
		0.01	2	0.1	0.1	0.1	1	0.1	0.1	0.2	1	0.01	1	0.1	0.1	1	0.1	0.1	0.1	1	0.01
BLK	Blank																				
BLK	Blank		<2																		
BLK	Blank		<2																		
BLK	Blank		<2																		
BLK	Blank		<2																		
BLK	Blank			<0.1	0.2	<0.1	<1	<0.1	<0.1	<0.2	<1	<0.01	<1	<0.1	<0.1	<1	<0.1	<0.1	<0.1	<1	<0.01
BLK	Blank			<0.1	0.2	<0.1	<1	<0.1	0.1	<0.2	2	<0.01	<1	<0.1	<0.1	<1	<0.1	<0.1	<0.1	<1	<0.01
Prep Wash																					
ROCK-WHI	Prep Blank		<2	0.8	3.4	2.3	37	<0.1	0.6	3.3	585	1.82	3	1.1	2.5	207	<0.1	0.1	<0.1	32	1.24
ROCK-WHI	Prep Blank		<2	1.0	3.7	2.2	34	<0.1	0.6	3.0	602	1.79	1	1.2	2.3	183	<0.1	0.1	<0.1	31	1.29

This report supersedes all previous preliminary and final reports with this file number dated prior to the date on this certificate. Signature indicates final approval; preliminary reports are unsigned and should be used for reference only.

BUREAU VERITAS
MINERAL LABORATORIES
Canada

www.bureauveritas.com/um

Bureau Veritas Commodities Canada Ltd.
9050 Shaughnessy St Vancouver British Columbia V6P 6E5 Canada
PHONE (604) 253-3158

Client: **Luckystrike Resources Ltd.**
1010 – 1130 West Pender Street
Vancouver British Columbia V6E 4A4 Canada

Project: LUC
Report Date: October 24, 2018

QUALITY CONTROL REPORT WHI18000808.1

		MA200 P % 0.001	MA200 La ppm 0.1	MA200 Cr ppm 1	MA200 Mg % 0.01	MA200 Ba ppm 1	MA200 Ti % 0.001	MA200 Al % 0.01	MA200 Na % 0.001	MA200 K % 0.01	MA200 W ppm 0.1	MA200 Zr ppm 0.1	MA200 Ce ppm 1	MA200 Sn ppm 0.1	MA200 Y ppm 0.1	MA200 Nb ppm 0.1	MA200 Ta ppm 0.1	MA200 Be ppm 1	MA200 Sc ppm 1	MA200 Li ppm 0.1	MA200 S % 0.1
BLK	Blank																				
BLK	Blank																				
BLK	Blank																				
BLK	Blank																				
BLK	Blank																				
BLK	Blank	<0.001	<0.1	<1	<0.01	<1	<0.001	<0.01	0.001	<0.01	<0.1	<0.1	<1	<0.1	<0.1	<0.1	<0.1	<1	<1	<0.1	<0.1
BLK	Blank	<0.001	<0.1	<1	<0.01	<1	<0.001	<0.01	0.001	<0.01	<0.1	<0.1	<1	<0.1	<0.1	<0.1	<0.1	<1	<1	<0.1	<0.1
Prep Wash																					
ROCK-WHI	Prep Blank	0.037	9.9	1	0.45	796	0.191	6.22	3.171	1.60	0.3	46.7	23	0.6	16.1	5.0	0.3	<1	7	2.5	<0.1
ROCK-WHI	Prep Blank	0.035	9.2	1	0.49	839	0.185	6.14	3.135	1.69	0.3	51.0	21	0.6	15.6	5.1	0.3	<1	6	1.7	<0.1

This report supersedes all previous preliminary and final reports with this file number dated prior to the date on this certificate. Signature indicates final approval; preliminary reports are unsigned and should be used for reference only.

BUREAU VERITAS
MINERAL LABORATORIES
Canada

www.bureauveritas.com/um

Bureau Veritas Commodities Canada Ltd.
9050 Shaughnessy St Vancouver British Columbia V6P 6E5 Canada
PHONE (604) 253-3158

Client: **Luckystrike Resources Ltd.**
1010 – 1130 West Pender Street
Vancouver British Columbia V6E 4A4 Canada

Project: LUC
Report Date: October 24, 2018

QUALITY CONTROL REPORT WHI18000808.1

		MA200 Rb ppm 0.1	MA200 Hf ppm 0.1	MA200 In ppm 0.05	MA200 Re ppm 0.005	MA200 Se ppm 1	MA200 Te ppm 0.5	MA200 Tl ppm 0.5	AQ200 Hg ppm 0.01
BLK	Blank								<0.01
BLK	Blank								
BLK	Blank								
BLK	Blank								
BLK	Blank								
BLK	Blank	0.2	<0.1	<0.05	<0.005	<1	<0.5	<0.5	
BLK	Blank	<0.1	<0.1	<0.05	<0.005	<1	<0.5	<0.5	
Prep Wash									
ROCK-WHI	Prep Blank	31.0	1.5	0.05	<0.005	<1	<0.5	<0.5	<0.01
ROCK-WHI	Prep Blank	30.8	1.6	<0.05	<0.005	<1	<0.5	<0.5	0.01

This report supersedes all previous preliminary and final reports with this file number dated prior to the date on this certificate. Signature indicates final approval; preliminary reports are unsigned and should be used for reference only.

LSTR-18-09 Assay Certificate WHI18000809.1

BUREAU VERITAS
MINERAL LABORATORIES
Canada

www.bureauveritas.com/um

Bureau Veritas Commodities Canada Ltd.
9050 Shaughnessy St Vancouver British Columbia V6P 6E5 Canada
PHONE (604) 253-3158

Client: **Luckystrike Resources Ltd.**
1010 – 1130 West Pender Street
Vancouver British Columbia V6E 4A4 Canada

Submitted By:	Email Distribution
Receiving Lab:	Canada-Whitehorse
Received:	August 31, 2018
Report Date:	October 23, 2018
Page:	1 of 2

CERTIFICATE OF ANALYSIS WHI18000809.1

CLIENT JOB INFORMATION

Project:	LUC
Shipment ID:	LSTR-18-09
P.O. Number	
Number of Samples:	28

SAMPLE DISPOSAL

STOR-PLP	Store After 90 days Invoice for Storage
STOR-RJT	Store After 60 days Invoice for Storage

Bureau Veritas does not accept responsibility for samples left at the laboratory after 90 days without prior written instructions for sample storage or return.

SAMPLE PREPARATION AND ANALYTICAL PROCEDURES

Procedure Code	Number of Samples	Code Description	Test Wgt (g)	Report Status	Lab
PRP70-250	27	Crush, split and pulverize 250 g rock to 200 mesh			WHI
SLBHP	1	Sort, label and box pulps			WHI
FA350-Au	28	50g Fire assay fusion Au by ICP-ES	50	Completed	VAN
EN002	28	Environmental disposal charge-Fire assay lead waste			VAN
MA200	28	4 Acid digestion ICP-MS analysis	0.25	Completed	VAN
AQ200-HG	28	Hg by AR digestion ICP-MS analysis	0.5	Completed	VAN
SHP01	28	Per sample shipping charges for branch shipments			VAN

ADDITIONAL COMMENTS

Invoice To: Luckystrike Resources Ltd.
1010 – 1130 West Pender Street
Vancouver British Columbia V6E 4A4
Canada

CC:

BRITISH COLUMBIA CERTIFIED ASSAYER
Marcus Lau
MARCUS LAU
Production Manager

This report supersedes all previous preliminary and final reports with this file number dated prior to the date on this certificate. Signature indicates final approval; preliminary reports are unsigned and should be used for reference only.
All results are considered the confidential property of the client. Bureau Veritas assumes the liabilities for actual cost of analysis only. Results apply to samples as submitted.
"*" asterisk indicates that an analytical result could not be provided due to unusually high levels of interference from other elements.

BUREAU VERITAS
MINERAL LABORATORIES
Canada

www.bureauveritas.com/um

Bureau Veritas Commodities Canada Ltd.

9050 Shaughnessy St Vancouver British Columbia V6P 6E5 Canada
PHONE (604) 253-3158

Client: **Luckystrike Resources Ltd.**
1010 – 1130 West Pender Street
Vancouver British Columbia V6E 4A4 Canada

Project: LUC
Report Date: October 23, 2018

CERTIFICATE OF ANALYSIS WHI18000809.1

	Method	WGHT	FA350	MA200	MA200	MA200	MA200	MA200	MA200	MA200	MA200	MA200	MA200	MA200	MA200	MA200	MA200	MA200	MA200	MA200	MA200
	Analyte	Wgt	Au	Mo	Cu	Pb	Zn	Ag	Ni	Co	Mn	Fe	As	U	Th	Sr	Cd	Sb	Bi	V	Ca
	Unit	kg	ppb	ppm	ppm	ppm	ppm	ppm	ppm	ppm	ppm	%	ppm	ppm	ppm	ppm	ppm	ppm	ppm	ppm	%
	MDL	0.01	2	0.1	0.1	0.1	1	0.1	0.1	0.2	1	0.01	1	0.1	0.1	1	0.1	0.1	0.1	1	0.01
1317551	Rock	4.10	3	2.5	45.1	15.0	106	0.2	30.4	8.2	322	5.05	39	3.4	10.5	49	0.5	0.5	0.1	90	0.03
1317552	Rock	4.11	3	1.3	23.7	15.1	49	<0.1	10.4	3.6	172	2.25	24	2.8	10.2	48	0.1	0.7	0.1	74	0.03
1317553	Rock	4.37	2	0.7	17.2	16.0	51	<0.1	12.4	3.1	167	2.49	18	2.7	8.3	45	0.3	0.5	<0.1	60	0.04
1317554	Rock	4.26	4	1.3	18.0	16.4	94	<0.1	21.7	4.5	151	3.22	18	3.2	11.1	42	0.3	0.4	0.1	89	0.03
1317555	Rock	3.41	4	1.5	30.8	18.6	73	0.1	15.1	4.4	177	3.96	30	3.7	8.5	63	<0.1	0.4	<0.1	71	0.03
1317556	Rock	3.38	4	1.9	38.8	29.7	106	0.2	21.3	5.1	243	4.15	42	3.8	11.2	67	0.2	0.9	0.2	115	0.03
1317557	Rock	4.33	3	1.5	35.2	26.3	97	0.1	18.7	5.0	241	2.73	23	4.4	12.8	71	0.2	0.6	0.1	89	0.03
1317558	Rock	4.52	4	1.5	31.0	23.4	80	0.1	14.3	3.8	227	3.25	25	3.7	12.5	61	0.4	0.8	0.1	115	0.04
1317559	Rock	3.71	4	1.4	47.4	35.2	164	0.1	27.9	6.0	337	4.84	28	3.6	11.0	69	0.4	0.6	0.1	106	0.04
1317560	Rock	4.14	5	1.4	37.5	28.2	76	0.1	13.9	3.8	195	2.83	21	3.6	11.3	68	0.3	0.5	0.2	112	0.02
1317561	Rock	4.17	4	1.1	38.4	25.1	66	0.2	11.0	4.5	220	2.65	22	3.1	10.0	61	0.1	0.4	0.3	100	0.03
1317562	Rock	4.17	3	2.2	59.1	24.4	156	0.1	33.8	10.6	489	4.59	28	3.1	11.6	66	0.3	0.8	0.1	140	0.03
1317563	Rock	4.42	5	2.2	47.0	21.1	129	0.1	23.7	3.9	175	4.75	15	2.7	9.6	114	0.3	0.7	0.1	125	0.02
1317564	Rock	4.65	5	4.8	62.4	19.6	59	0.2	14.1	3.9	104	3.62	20	2.0	8.0	127	<0.1	0.7	0.2	137	0.03
1317565	Rock	5.63	4	1.5	59.1	26.4	60	0.2	12.0	2.3	101	2.93	31	1.9	9.3	239	<0.1	1.3	0.2	148	0.03
1317566	Rock	4.38	6	3.8	53.6	72.1	54	0.4	9.8	2.5	176	3.43	54	2.2	8.5	169	<0.1	2.8	0.2	121	0.03
1317567	Rock	4.33	10	11.1	39.0	55.3	51	0.4	10.1	2.3	97	3.37	32	2.1	7.0	101	0.1	2.1	0.4	104	0.02
1317568	Rock	3.90	7	4.7	45.1	34.0	193	0.4	95.7	12.6	525	9.99	64	2.7	6.0	121	0.2	2.1	0.2	117	0.03
1317569	Rock	4.46	5	3.0	22.3	31.5	86	0.3	34.4	3.8	125	4.52	38	1.6	4.7	105	<0.1	1.3	0.1	92	0.02
1317570	Rock Pulp	0.06	1019	13.0	9463.9	19.1	119	3.2	598.6	18.9	880	7.88	6	0.3	1.5	125	0.4	15.2	0.8	98	2.02
1317571	Rock	4.77	5	3.4	50.7	34.2	204	0.5	66.6	9.7	868	9.84	55	2.4	6.5	81	0.3	1.1	0.2	135	0.02
1317572	Rock	4.47	4	6.7	70.8	40.2	221	0.4	73.5	17.3	2269	8.47	63	3.6	5.1	55	1.1	1.6	0.3	159	0.03
1317573	Rock	4.31	3	2.2	38.8	59.9	81	0.2	29.4	2.3	88	1.82	29	4.5	3.7	63	0.4	0.8	1.2	230	0.03
1317574	Rock	4.66	3	8.4	113.5	370.3	66	0.7	18.5	4.6	112	1.86	29	4.6	4.6	65	0.1	4.6	3.2	179	0.02
1317575	Rock	4.15	5	6.4	34.0	55.2	186	0.3	56.1	5.0	88	4.31	50	7.3	3.0	137	0.3	3.8	0.1	168	0.04
1317576	Rock	3.91	2	3.4	25.6	20.7	27	0.2	9.1	1.0	50	0.80	22	5.9	6.1	114	0.1	1.7	0.1	224	0.04
1317577	Rock	3.41	2	2.7	31.4	17.4	25	0.2	6.4	0.8	60	0.97	13	3.2	7.0	96	0.1	1.1	0.1	150	0.02
1317578	Rock	3.43	4	7.5	15.4	6.5	113	0.2	48.3	9.3	955	2.81	29	1.9	3.6	81	0.4	1.6	<0.1	42	0.02

This report supersedes all previous preliminary and final reports with this file number dated prior to the date on this certificate. Signature indicates final approval; preliminary reports are unsigned and should be used for reference only.

BUREAU VERITAS MINERAL LABORATORIES Canada

www.bureauveritas.com/um

Bureau Veritas Commodities Canada Ltd.

9050 Shaughnessy St Vancouver British Columbia V6P 6E5 Canada
PHONE (604) 253-3158

Client: **Luckystrike Resources Ltd.**
1010 – 1130 West Pender Street
Vancouver British Columbia V6E 4A4 Canada

Project: LUC
Report Date: October 23, 2018

CERTIFICATE OF ANALYSIS WHI18000809.1

	Method	MA200	MA200	MA200	MA200	MA200	MA200	MA200	MA200	MA200	MA200	MA200	MA200	MA200	MA200	MA200	MA200	MA200	MA200	MA200	MA200
	Analyte	P	La	Cr	Mg	Ba	Ti	Al	Na	K	W	Zr	Ce	Sn	Y	Nb	Ta	Be	Sc	Li	S
	Unit	%	ppm	ppm	%	ppm	%	%	%	%	ppm	ppm	ppm	ppm	ppm	ppm	ppm	ppm	ppm	ppm	%
	MDL	0.001	0.1	1	0.01	1	0.001	0.01	0.001	0.01	0.1	0.1	1	0.1	0.1	0.1	0.1	1	1	0.1	0.1
1317551	Rock	0.085	27.5	37	0.19	1475	0.233	5.42	0.072	1.81	0.7	14.8	56	1.5	16.1	8.3	0.6	1	8	13.0	<0.1
1317552	Rock	0.036	28.5	29	0.25	1225	0.221	6.00	0.063	2.47	0.6	16.6	56	1.5	11.6	8.5	0.6	1	9	13.7	<0.1
1317553	Rock	0.038	23.5	25	0.23	1103	0.183	4.80	0.102	1.91	0.5	14.5	45	1.3	9.6	7.5	0.5	1	6	10.3	<0.1
1317554	Rock	0.058	28.1	39	0.21	1196	0.263	5.67	0.084	2.34	0.8	22.1	58	1.9	15.5	10.7	0.6	2	9	15.3	<0.1
1317555	Rock	0.050	21.9	26	0.17	909	0.186	5.26	0.046	1.74	0.6	16.5	43	1.0	13.3	7.2	0.5	1	8	14.2	<0.1
1317556	Rock	0.062	27.8	42	0.22	1289	0.265	6.00	0.074	2.39	0.9	18.6	54	1.7	17.5	9.9	0.5	1	10	15.2	<0.1
1317557	Rock	0.037	35.2	32	0.21	1033	0.295	6.49	0.055	2.40	1.1	17.9	67	1.9	22.5	11.3	0.7	<1	12	14.3	<0.1
1317558	Rock	0.048	34.0	44	0.29	1482	0.308	6.60	0.129	3.00	1.0	16.6	66	1.9	28.6	12.0	0.7	1	13	13.5	<0.1
1317559	Rock	0.072	31.0	47	0.26	1421	0.292	6.40	0.056	2.88	0.7	15.0	60	1.8	30.5	11.3	0.6	1	12	12.4	<0.1
1317560	Rock	0.045	29.3	44	0.24	1278	0.287	6.15	0.053	2.73	1.3	17.6	56	1.8	16.9	11.3	0.6	1	12	12.2	<0.1
1317561	Rock	0.049	26.8	41	0.21	888	0.278	6.56	0.056	2.40	1.5	14.1	55	2.5	18.4	10.8	0.7	<1	10	19.5	<0.1
1317562	Rock	0.090	29.0	65	0.24	1132	0.314	6.32	0.097	2.69	1.3	16.6	60	2.5	25.3	10.8	0.7	2	11	9.4	<0.1
1317563	Rock	0.081	26.6	57	0.17	1433	0.228	5.46	0.079	2.30	0.9	16.8	53	1.4	15.8	7.4	0.4	2	9	15.8	<0.1
1317564	Rock	0.050	20.5	94	0.18	1087	0.232	4.85	0.071	1.80	0.6	15.7	42	1.0	12.1	6.1	0.3	2	10	14.0	<0.1
1317565	Rock	0.053	27.4	62	0.22	1322	0.340	6.54	0.070	2.38	0.5	16.1	54	1.0	14.3	10.1	0.5	2	13	13.3	<0.1
1317566	Rock	0.057	24.5	54	0.21	1883	0.266	5.83	0.056	2.11	0.6	12.6	48	1.2	14.9	8.0	0.4	1	11	14.2	<0.1
1317567	Rock	0.059	20.8	46	0.19	1528	0.167	4.25	0.046	1.87	0.9	14.5	40	1.5	9.0	5.2	0.2	2	7	9.4	<0.1
1317568	Rock	0.168	19.9	63	0.20	1562	0.190	4.23	0.046	1.48	1.1	14.6	38	0.9	15.2	4.4	0.3	1	9	9.8	<0.1
1317569	Rock	0.082	16.6	43	0.13	1987	0.159	3.35	0.036	1.25	0.9	10.9	31	0.8	7.2	4.3	0.2	<1	6	8.1	<0.1
1317570	Rock Pulp	0.059	3.5	680	1.01	87	0.134	4.67	0.197	2.60	3.3	12.7	7	1.7	5.2	4.6	0.3	<1	7	9.2	1.2
1317571	Rock	0.146	22.4	47	0.19	1957	0.167	4.10	0.039	1.80	3.3	13.8	43	1.1	13.7	6.0	0.4	2	8	6.3	<0.1
1317572	Rock	0.134	21.0	60	0.20	1822	0.155	3.23	0.025	1.18	1.9	17.2	42	1.0	25.0	5.6	0.4	2	9	9.6	<0.1
1317573	Rock	0.039	20.1	86	0.12	861	0.123	2.46	0.012	0.66	0.4	17.4	30	0.8	22.4	4.4	0.3	<1	7	8.4	<0.1
1317574	Rock	0.048	15.5	57	0.23	1097	0.141	3.73	0.028	1.70	1.2	16.0	27	1.5	13.2	6.2	0.4	<1	5	9.2	<0.1
1317575	Rock	0.123	20.5	120	0.06	943	0.109	2.41	0.015	0.57	1.3	23.7	25	1.0	43.4	3.9	0.3	<1	4	15.7	<0.1
1317576	Rock	0.035	23.2	67	0.14	1168	0.235	4.88	0.048	1.75	0.8	25.3	37	1.6	35.4	5.4	0.3	<1	7	13.3	<0.1
1317577	Rock	0.032	21.3	45	0.20	1445	0.231	4.07	0.037	1.58	0.8	18.9	40	0.9	10.1	4.1	0.2	<1	8	9.5	<0.1
1317578	Rock	0.060	12.8	21	0.09	723	0.104	2.39	0.019	0.70	0.5	13.8	25	0.6	8.7	3.0	0.2	1	4	8.6	<0.1

This report supersedes all previous preliminary and final reports with this file number dated prior to the date on this certificate. Signature indicates final approval; preliminary reports are unsigned and should be used for reference only.

BUREAU VERITAS
MINERAL LABORATORIES
Canada

www.bureauveritas.com/um

Bureau Veritas Commodities Canada Ltd.

9050 Shaughnessy St Vancouver British Columbia V6P 6E5 Canada
PHONE (604) 253-3158

Client: **Luckystrike Resources Ltd.**
1010 – 1130 West Pender Street
Vancouver British Columbia V6E 4A4 Canada

Project: LUC
Report Date: October 23, 2018

CERTIFICATE OF ANALYSIS WHI18000809.1

	Method	MA200	MA200	MA200	MA200	MA200	MA200	MA200	AQ200
	Analyte	Rb	Hf	In	Re	Se	Te	Tl	Hg
	Unit	ppm	ppm	ppm	ppm	ppm	ppm	ppm	ppm
	MDL	0.1	0.1	0.05	0.005	1	0.5	0.5	0.01
1317551	Rock	63.5	0.4	0.06	<0.005	<1	<0.5	0.6	0.05
1317552	Rock	80.5	0.5	0.05	<0.005	2	<0.5	0.5	0.03
1317553	Rock	65.4	0.4	0.05	<0.005	<1	<0.5	<0.5	0.04
1317554	Rock	74.1	0.6	0.05	<0.005	<1	<0.5	<0.5	0.03
1317555	Rock	59.7	0.4	<0.05	<0.005	<1	<0.5	<0.5	0.05
1317556	Rock	80.9	0.5	0.08	<0.005	<1	<0.5	0.6	0.09
1317557	Rock	87.2	0.6	0.09	<0.005	<1	<0.5	0.6	0.06
1317558	Rock	103.2	0.5	0.09	0.005	<1	<0.5	0.6	0.07
1317559	Rock	97.6	0.4	<0.05	<0.005	2	<0.5	0.7	0.07
1317560	Rock	102.8	0.5	0.06	<0.005	<1	<0.5	0.6	0.10
1317561	Rock	94.2	0.4	<0.05	<0.005	<1	<0.5	0.6	0.10
1317562	Rock	98.8	0.4	0.07	<0.005	1	<0.5	0.7	0.09
1317563	Rock	67.8	0.4	<0.05	0.006	<1	<0.5	<0.5	0.21
1317564	Rock	59.7	0.5	0.08	<0.005	2	<0.5	<0.5	0.53
1317565	Rock	71.5	0.4	<0.05	<0.005	2	<0.5	<0.5	0.57
1317566	Rock	65.9	0.3	<0.05	0.005	3	<0.5	0.7	0.60
1317567	Rock	58.5	0.3	<0.05	<0.005	1	<0.5	<0.5	0.29
1317568	Rock	48.5	0.3	0.06	<0.005	3	<0.5	0.8	0.34
1317569	Rock	43.1	0.3	<0.05	<0.005	<1	<0.5	<0.5	0.19
1317570	Rock Pulp	56.3	0.4	0.16	0.018	13	<0.5	<0.5	1.51
1317571	Rock	59.6	0.4	0.06	<0.005	<1	<0.5	0.8	0.08
1317572	Rock	55.6	0.5	<0.05	<0.005	2	<0.5	1.2	0.17
1317573	Rock	27.5	0.3	<0.05	<0.005	<1	<0.5	<0.5	0.08
1317574	Rock	59.2	0.4	0.05	<0.005	2	0.5	<0.5	0.16
1317575	Rock	17.6	0.5	<0.05	<0.005	<1	<0.5	<0.5	0.05
1317576	Rock	57.0	0.5	<0.05	<0.005	2	<0.5	<0.5	0.07
1317577	Rock	52.1	0.5	<0.05	<0.005	1	<0.5	<0.5	0.06
1317578	Rock	28.1	0.3	<0.05	<0.005	<1	<0.5	<0.5	0.05

This report supersedes all previous preliminary and final reports with this file number dated prior to the date on this certificate. Signature indicates final approval; preliminary reports are unsigned and should be used for reference only.

BUREAU VERITAS
MINERAL LABORATORIES
Canada

www.bureauveritas.com/um

Bureau Veritas Commodities Canada Ltd.
9050 Shaughnessy St Vancouver British Columbia V6P 6E5 Canada
PHONE (604) 253-3158

Client: **Luckystrike Resources Ltd.**
1010 – 1130 West Pender Street
Vancouver British Columbia V6E 4A4 Canada

Project: LUC
Report Date: October 23, 2018

QUALITY CONTROL REPORT WHI18000809.1

	Method	WGHT	FA350	MA200	MA200	MA200	MA200	MA200	MA200	MA200	MA200	MA200	MA200	MA200	MA200	MA200	MA200	MA200	MA200	MA200	MA200
	Analyte	Wgt	Au	Mo	Cu	Pb	Zn	Ag	Ni	Co	Mn	Fe	As	U	Th	Sr	Cd	Sb	Bi	V	Ca
	Unit	kg	ppb	ppm	ppm	ppm	ppm	ppm	ppm	ppm	ppm	%	ppm	ppm	ppm	ppm	ppm	ppm	ppm	ppm	%
	MDL	0.01	2	0.1	0.1	0.1	1	0.1	0.1	0.2	1	0.01	1	0.1	0.1	1	0.1	0.1	0.1	1	0.01
Pulp Duplicates																					
1317566	Rock	4.38	6	3.8	53.6	72.1	54	0.4	9.8	2.5	176	3.43	54	2.2	8.5	169	<0.1	2.8	0.2	121	0.03
REP 1317566	QC			4.0	52.2	69.4	58	0.4	9.2	2.1	172	3.32	54	2.2	8.1	162	0.1	2.9	0.2	119	0.03
1317567	Rock	4.33	10	11.1	39.0	55.3	51	0.4	10.1	2.3	97	3.37	32	2.1	7.0	101	0.1	2.1	0.4	104	0.02
REP 1317567	QC																				
1317578	Rock	3.43	4	7.5	15.4	6.5	113	0.2	48.3	9.3	955	2.81	29	1.9	3.6	81	0.4	1.6	<0.1	42	0.02
REP 1317578	QC		4																		
Core Reject Duplicates																					
1317564	Rock	4.65	5	4.8	62.4	19.6	59	0.2	14.1	3.9	104	3.62	20	2.0	8.0	127	<0.1	0.7	0.2	137	0.03
DUP 1317564	QC		5	4.5	67.1	19.5	54	0.2	11.9	3.4	105	3.54	21	2.1	7.7	132	<0.1	0.7	0.2	135	0.03
Reference Materials																					
STD DS11	Standard																				
STD OREAS25A-4A	Standard			2.4	34.6	24.0	47	<0.1	46.3	7.3	513	6.40	10	2.8	14.5	48	<0.1	0.5	0.4	160	0.30
STD OREAS45EA	Standard																				
STD OREAS45E	Standard			2.1	796.0	18.7	48	0.3	487.8	61.7	633	24.30	19	2.6	13.5	17	0.1	1.0	0.3	328	0.07
STD OXC145	Standard		209																		
STD OXH139	Standard		1311																		
STD DS11 Expected																					
STD OXC145 Expected			212																		
STD OXH139 Expected			1312																		
STD OREAS25A-4A Expected				2.55	33.9	25.2	44.4		45.8	8.2	470	6.6	9.94	2.94	15.8	48.5		0.67	0.35	157	0.309
STD OREAS45E Expected				2.4	780	18.2	46.7	0.311	454	57	570	24.12	16.3	2.41	12.9	15.9	0.06	1	0.28	322	0.065
BLK	Blank																				
BLK	Blank		<2																		
BLK	Blank		<2																		
BLK	Blank			<0.1	<0.1	<0.1	<1	<0.1	<0.1	<0.2	<1	<0.01	<1	<0.1	<0.1	<1	<0.1	<0.1	<0.1	<1	<0.01
Prep Wash																					
ROCK-WHI	Prep Blank		2	1.3	5.2	3.0	46	<0.1	0.8	3.5	676	2.03	1	1.1	2.8	207	0.2	<0.1	<0.1	35	1.45
ROCK-WHI	Prep Blank		<2	1.1	4.6	2.6	40	<0.1	0.9	4.2	734	2.08	3	1.1	2.5	205	<0.1	0.1	<0.1	38	1.55

This report supersedes all previous preliminary and final reports with this file number dated prior to the date on this certificate. Signature indicates final approval; preliminary reports are unsigned and should be used for reference only.

BUREAU VERITAS
MINERAL LABORATORIES
Canada

www.bureauveritas.com/um

Bureau Veritas Commodities Canada Ltd.
9050 Shaughnessy St Vancouver British Columbia V6P 6E5 Canada
PHONE (604) 253-3158

Client: **Luckystrike Resources Ltd.**
1010 – 1130 West Pender Street
Vancouver British Columbia V6E 4A4 Canada

Project: LUC
Report Date: October 23, 2018

QUALITY CONTROL REPORT WHI18000809.1

	Method	MA200	MA200	MA200	MA200	MA200	MA200	MA200	MA200	MA200	MA200	MA200	MA200	MA200	MA200	MA200	MA200	MA200	MA200	MA200	MA200
	Analyte	P	La	Cr	Mg	Ba	Ti	Al	Na	K	W	Zr	Ce	Sn	Y	Nb	Ta	Be	Sc	Li	S
	Unit	%	ppm	ppm	%	ppm	%	%	%	%	ppm	ppm	ppm	ppm	ppm	ppm	ppm	ppm	ppm	ppm	%
	MDL	0.001	0.1	1	0.01	1	0.001	0.01	0.001	0.01	0.1	0.1	1	0.1	0.1	0.1	0.1	1	1	0.1	0.1
Pulp Duplicates																					
1317566	Rock	0.057	24.5	54	0.21	1883	0.266	5.83	0.056	2.11	0.6	12.6	48	1.2	14.9	8.0	0.4	1	11	14.2	<0.1
REP 1317566	QC	0.055	25.2	55	0.21	1824	0.258	5.59	0.052	1.93	0.9	12.7	49	1.3	14.0	7.5	0.4	2	11	14.7	<0.1
1317567	Rock	0.059	20.8	46	0.19	1528	0.167	4.25	0.046	1.87	0.9	14.5	40	1.5	9.0	5.2	0.2	2	7	9.4	<0.1
REP 1317567	QC																				
1317578	Rock	0.060	12.8	21	0.09	723	0.104	2.39	0.019	0.70	0.5	13.8	25	0.6	8.7	3.0	0.2	1	4	8.6	<0.1
REP 1317578	QC																				
Core Reject Duplicates																					
1317564	Rock	0.050	20.5	94	0.18	1087	0.232	4.85	0.071	1.80	0.6	15.7	42	1.0	12.1	6.1	0.3	2	10	14.0	<0.1
DUP 1317564	QC	0.055	22.0	89	0.17	1099	0.236	4.87	0.074	1.80	0.5	15.5	43	1.0	12.4	6.1	0.3	2	11	12.5	<0.1
Reference Materials																					
STD DS11	Standard																				
STD OREAS25A-4A	Standard	0.051	20.5	106	0.34	148	0.899	8.71	0.127	0.47	1.8	147.7	45	4.3	9.9	18.6	1.4	<1	13	37.9	<0.1
STD OREAS45EA	Standard																				
STD OREAS45E	Standard	0.037	11.7	1039	0.17	259	0.546	6.97	0.058	0.35	1.2	98.9	25	1.4	8.6	6.4	0.5	<1	95	7.1	<0.1
STD OXC145	Standard																				
STD OXH139	Standard																				
STD DS11 Expected																					
STD OXC145 Expected																					
STD OXH139 Expected																					
STD OREAS25A-4A Expected		0.048	21.8	115	0.327	147	0.977	8.87	0.134	0.482	2	155	48.9	4.06	10.5	20.9	1.5	0.93	13.7	36.7	0.047
STD OREAS45E Expected		0.034	11	979	0.156	252	0.559	6.78	0.059	0.324	1.07	97	23.5	1.32	8.28	6.8	0.54		93	6.58	0.046
BLK	Blank																				
BLK	Blank																				
BLK	Blank																				
BLK	Blank	<0.001	<0.1	<1	<0.01	<1	<0.001	<0.01	0.001	<0.01	<0.1	<0.1	<1	<0.1	<0.1	<0.1	<0.1	<1	<1	<0.1	<0.1
Prep Wash																					
ROCK-WHI	Prep Blank	0.039	11.2	2	0.48	833	0.200	6.41	3.280	1.69	0.3	51.8	24	0.7	15.5	5.5	0.4	2	7	2.5	<0.1
ROCK-WHI	Prep Blank	0.038	9.7	3	0.52	755	0.211	6.52	3.294	1.60	0.4	46.8	21	0.9	14.2	5.2	0.4	1	7	1.9	<0.1

This report supersedes all previous preliminary and final reports with this file number dated prior to the date on this certificate. Signature indicates final approval; preliminary reports are unsigned and should be used for reference only.

BUREAU VERITAS
MINERAL LABORATORIES
Canada

www.bureauveritas.com/um

Bureau Veritas Commodities Canada Ltd.
9050 Shaughnessy St Vancouver British Columbia V6P 6E5 Canada
PHONE (604) 253-3158

Client: **Luckystrike Resources Ltd.**
1010 – 1130 West Pender Street
Vancouver British Columbia V6E 4A4 Canada

Project: LUC
Report Date: October 23, 2018

QUALITY CONTROL REPORT WHI18000809.1

	Method	MA200	MA200	MA200	MA200	MA200	MA200	MA200	AQ200
	Analyte	Rb	Hf	In	Re	Se	Te	Tl	Hg
	Unit	ppm	ppm	ppm	ppm	ppm	ppm	ppm	ppm
	MDL	0.1	0.1	0.05	0.005	1	0.5	0.5	0.01
Pulp Duplicates									
1317566	Rock	65.9	0.3	<0.05	0.005	3	<0.5	0.7	0.60
REP 1317566	QC	63.9	0.4	<0.05	<0.005	2	<0.5	0.7	
1317567	Rock	58.5	0.3	<0.05	<0.005	1	<0.5	<0.5	0.29
REP 1317567	QC								0.31
1317578	Rock	28.1	0.3	<0.05	<0.005	<1	<0.5	<0.5	0.05
REP 1317578	QC								
Core Reject Duplicates									
1317564	Rock	59.7	0.5	0.08	<0.005	2	<0.5	<0.5	0.53
DUP 1317564	QC	59.8	0.4	<0.05	<0.005	<1	<0.5	<0.5	0.45
Reference Materials									
STD DS11	Standard								0.26
STD OREAS25A-4A	Standard	57.0	4.1	0.16	<0.005	1	<0.5	<0.5	
STD OREAS45EA	Standard								0.02
STD OREAS45E	Standard	21.9	3.0	0.09	<0.005	<1	<0.5	<0.5	
STD OXC145	Standard								
STD OXH139	Standard								
STD DS11 Expected									0.26
STD OXC145 Expected									
STD OXH139 Expected									
STD OREAS25A-4A Expected		61	4.28	0.09		2.5		0.35	
STD OREAS45E Expected		21.2	3.11	0.099		2.97	0.1	0.15	
BLK	Blank								<0.01
BLK	Blank								
BLK	Blank								
BLK	Blank	<0.1	<0.1	<0.05	<0.005	<1	<0.5	<0.5	
Prep Wash									
ROCK-WHI	Prep Blank	32.0	1.9	0.06	<0.005	<1	<0.5	<0.5	<0.01
ROCK-WHI	Prep Blank	28.9	1.5	<0.05	<0.005	<1	<0.5	<0.5	<0.01

This report supersedes all previous preliminary and final reports with this file number dated prior to the date on this certificate. Signature indicates final approval; preliminary reports are unsigned and should be used for reference only.

LSTR-18-10 Assay Certificate WHI18000810.1

BUREAU VERITAS
MINERAL LABORATORIES
Canada

www.bureauveritas.com/um

Bureau Veritas Commodities Canada Ltd.
9050 Shaughnessy St Vancouver British Columbia V6P 6E5 Canada
PHONE (604) 253-3158

Client: **Luckystrike Resources Ltd.**
1010 – 1130 West Pender Street
Vancouver British Columbia V6E 4A4 Canada

Submitted By:	Email Distribution
Receiving Lab:	Canada-Whitehorse
Received:	August 31, 2018
Report Date:	October 24, 2018
Page:	1 of 4

CERTIFICATE OF ANALYSIS WHI18000810.1

CLIENT JOB INFORMATION

Project:	LUC
Shipment ID:	LSTR-18-10
P.O. Number	
Number of Samples:	83

SAMPLE DISPOSAL

STOR-PLP	Store After 90 days Invoice for Storage
STOR-RJT	Store After 60 days Invoice for Storage

Bureau Veritas does not accept responsibility for samples left at the laboratory after 90 days without prior written instructions for sample storage or return.

SAMPLE PREPARATION AND ANALYTICAL PROCEDURES

Procedure Code	Number of Samples	Code Description	Test Wgt (g)	Report Status	Lab
PRP70-250	80	Crush, split and pulverize 250 g rock to 200 mesh			WHI
SLBHP	3	Sort, label and box pulps			WHI
FA350-Au	83	50g Fire assay fusion Au by ICP-ES	50	Completed	VAN
EN002	83	Environmental disposal charge-Fire assay lead waste			VAN
MA200	83	4 Acid digestion ICP-MS analysis	0.25	Completed	VAN
AQ200-HG	83	Hg by AR digestion ICP-MS analysis	0.5	Completed	VAN
SHP01	83	Per sample shipping charges for branch shipments			VAN

ADDITIONAL COMMENTS

Invoice To: Luckystrike Resources Ltd.
1010 – 1130 West Pender Street
Vancouver British Columbia V6E 4A4
Canada

CC:

JEFFREY CANNON
Geochemistry Department Supervisor

This report supersedes all previous preliminary and final reports with this file number dated prior to the date on this certificate. Signature indicates final approval; preliminary reports are unsigned and should be used for reference only.
All results are considered the confidential property of the client. Bureau Veritas assumes the liabilities for actual cost of analysis only. Results apply to samples as submitted.
"*" asterisk indicates that an analytical result could not be provided due to unusually high levels of interference from other elements.

BUREAU VERITAS MINERAL LABORATORIES Canada

www.bureauveritas.com/um

Bureau Veritas Commodities Canada Ltd.

9050 Shaughnessy St Vancouver British Columbia V6P 6E5 Canada
PHONE (604) 253-3158

Client: **Luckystrike Resources Ltd.**
1010 – 1130 West Pender Street
Vancouver British Columbia V6E 4A4 Canada

Project: LUC
Report Date: October 24, 2018

CERTIFICATE OF ANALYSIS WHI18000810.1

	Method	WGHT	FA350	MA200	MA200	MA200	MA200	MA200	MA200	MA200	MA200	MA200	MA200	MA200	MA200	MA200	MA200	MA200	MA200	MA200	MA200
	Analyte	Wgt	Au	Mo	Cu	Pb	Zn	Ag	Ni	Co	Mn	Fe	As	U	Th	Sr	Cd	Sb	Bi	V	Ca
	Unit	kg	ppb	ppm	ppm	ppm	ppm	ppm	ppm	ppm	ppm	%	ppm	ppm	ppm	ppm	ppm	ppm	ppm	ppm	%
	MDL	0.01	2	0.1	0.1	0.1	1	0.1	0.1	0.2	1	0.01	1	0.1	0.1	1	0.1	0.1	0.1	1	0.01
1317601	Rock	3.34	6	2.5	52.8	10.6	97	0.2	30.1	4.9	528	2.55	26	3.5	2.6	83	0.3	1.5	0.2	480	0.03
1317602	Rock	4.02	6	1.9	51.0	10.8	80	0.1	21.9	5.1	216	1.54	22	3.9	10.1	95	0.3	1.0	0.1	168	0.04
1317603	Rock	4.83	5	3.7	34.6	31.6	198	0.3	65.3	13.1	1451	3.51	31	4.0	8.6	91	0.9	1.2	0.1	107	0.04
1317604	Rock	4.04	13	10.0	64.8	35.8	631	0.7	187.8	26.6	4005	8.09	89	5.5	9.2	72	3.2	3.7	0.2	122	0.06
1317605	Rock	4.17	4	5.5	71.8	15.9	133	0.3	33.6	4.6	309	2.94	30	4.1	2.3	106	0.5	1.6	0.2	425	0.03
1317606	Rock	4.06	4	4.7	39.0	19.6	174	0.3	43.8	4.3	561	3.14	36	4.5	3.9	98	0.5	1.9	0.2	432	0.04
1317607	Rock	3.69	4	5.5	48.8	14.2	97	0.3	22.9	3.1	171	2.08	16	3.6	4.9	112	0.2	1.0	0.2	511	0.03
1317608	Rock	4.39	7	4.9	72.3	19.5	210	0.4	51.1	11.3	443	3.60	37	3.8	7.4	99	0.7	1.2	0.2	324	0.04
1317609	Rock	4.01	7	7.7	73.6	12.3	154	0.3	34.7	11.2	428	4.36	52	3.8	9.5	67	0.8	1.4	0.1	145	0.03
1317610	Rock	3.92	6	7.9	74.8	25.6	192	0.4	42.4	8.7	256	5.43	65	3.7	9.8	95	1.0	1.4	0.2	192	0.03
1317611	Rock	3.73	15	13.1	62.1	22.0	224	0.6	49.8	6.7	278	7.27	92	4.1	8.1	90	0.9	2.1	0.2	234	0.03
1317612	Rock	4.63	6	5.0	57.9	14.9	226	0.4	48.6	4.1	219	4.66	54	3.5	5.0	104	1.0	1.0	0.1	169	0.03
1317613	Rock	4.20	5	3.6	67.3	12.5	166	0.3	41.9	6.5	253	1.81	48	5.1	3.1	145	1.0	1.0	0.2	797	0.04
1317614	Rock	3.60	6	5.4	64.1	17.0	281	0.2	44.1	4.9	170	3.60	34	4.7	7.4	195	0.8	1.2	0.1	415	0.05
1317615	Rock	4.36	14	9.1	109.9	19.9	390	0.4	134.1	22.0	1463	4.35	45	5.9	4.5	237	2.1	1.7	0.1	582	0.05
1317616	Rock	4.34	2	2.3	19.9	16.5	153	0.4	37.8	11.9	1579	2.30	16	3.4	6.2	93	1.4	0.6	<0.1	57	0.05
1317617	Rock	4.29	5	5.3	46.1	32.4	343	0.5	92.7	17.1	2383	5.01	90	5.8	7.7	134	1.8	2.2	<0.1	88	0.05
1317618	Rock	4.23	3	4.7	18.4	41.9	386	0.5	108.5	13.4	1129	6.68	27	5.5	3.2	179	1.6	0.7	0.1	24	0.04
1317619	Rock	3.55	4	15.8	39.9	20.7	818	1.0	198.9	40.3	5180	8.14	43	5.0	1.3	77	3.9	1.3	<0.1	32	0.05
1317620	Rock	5.20	<2	1.1	4.9	42.2	83	0.2	22.5	4.5	225	1.31	3	4.6	2.1	150	0.4	0.3	0.2	11	0.02
1317621	Rock	4.85	2	0.6	2.6	48.9	43	0.1	10.5	1.1	60	0.70	2	3.6	2.2	126	<0.1	0.3	0.4	11	0.03
1317622	Rock	5.76	2	0.3	2.3	44.8	55	0.1	13.6	1.6	87	0.78	3	4.0	3.2	121	0.1	0.2	0.3	8	0.03
1317623	Rock	5.29	<2	0.3	2.1	37.9	33	0.1	9.6	0.8	37	0.57	2	2.3	2.4	177	0.1	0.2	0.2	8	0.03
1317624	Rock	5.65	2	1.5	4.7	34.7	156	0.2	48.0	16.0	1381	2.11	6	3.8	2.1	99	1.0	0.6	0.2	7	0.03
1317625	Rock Pulp	0.06	225	189.8	1944.2	42.4	266	0.7	36.8	15.3	769	4.22	16	0.8	2.0	274	1.3	1.9	0.4	123	2.53
1317626	Rock	4.89	3	1.0	8.0	43.8	83	0.4	29.3	7.5	804	1.35	7	2.2	1.7	157	0.7	0.6	<0.1	8	0.04
1317627	Rock	4.55	<2	0.8	6.2	54.6	43	0.4	21.6	6.1	335	0.90	3	2.4	3.3	177	0.4	0.5	0.1	8	0.03
1317628	Rock	4.53	5	1.9	5.7	63.1	56	0.4	23.5	5.8	381	1.03	6	2.4	3.6	174	0.5	0.6	0.2	10	0.04
1317629	Rock	4.69	2	1.2	1.9	55.8	68	0.4	27.9	16.1	982	0.59	3	3.7	7.8	224	0.9	0.3	<0.1	8	0.04
1317630	Rock	4.70	2	3.4	3.3	55.1	313	0.3	83.3	46.5	5676	3.50	9	5.9	5.3	234	3.4	1.0	<0.1	26	0.05

This report supersedes all previous preliminary and final reports with this file number dated prior to the date on this certificate. Signature indicates final approval; preliminary reports are unsigned and should be used for reference only.

BUREAU VERITAS
MINERAL LABORATORIES
Canada

www.bureauveritas.com/um

Bureau Veritas Commodities Canada Ltd.

9050 Shaughnessy St Vancouver British Columbia V6P 6E5 Canada
PHONE (604) 253-3158

Client: **Luckystrike Resources Ltd.**
1010 – 1130 West Pender Street
Vancouver British Columbia V6E 4A4 Canada

Project: LUC
Report Date: October 24, 2018

CERTIFICATE OF ANALYSIS WHI18000810.1

	Method	MA200	MA200	MA200	MA200	MA200	MA200	MA200	MA200	MA200	MA200	MA200	MA200	MA200	MA200	MA200	MA200	MA200	MA200	MA200	MA200
	Analyte	P	La	Cr	Mg	Ba	Ti	Al	Na	K	W	Zr	Ce	Sn	Y	Nb	Ta	Be	Sc	Li	S
	Unit	%	ppm	ppm	%	ppm	%	%	%	%	ppm	ppm	ppm	ppm	ppm	ppm	ppm	ppm	ppm	ppm	%
	MDL	0.001	0.1	1	0.01	1	0.001	0.01	0.001	0.01	0.1	0.1	1	0.1	0.1	0.1	0.1	1	1	0.1	0.1
1317601	Rock	0.056	13.3	103	0.17	1476	0.143	3.16	0.050	1.36	1.3	29.0	21	1.7	17.7	3.3	0.2	<1	8	7.2	<0.1
1317602	Rock	0.050	30.8	107	0.26	2353	0.401	5.68	0.056	1.92	1.0	17.7	54	1.5	15.5	7.1	0.3	1	13	13.6	<0.1
1317603	Rock	0.078	24.4	64	0.19	1892	0.249	4.93	0.088	2.39	0.6	17.2	44	1.3	18.9	5.4	0.3	1	9	12.4	<0.1
1317604	Rock	0.149	26.6	62	0.19	3016	0.262	5.00	0.069	1.48	1.5	15.9	54	1.4	30.9	5.6	0.4	3	13	15.3	<0.1
1317605	Rock	0.087	17.5	78	0.18	2548	0.150	2.76	0.037	1.20	1.8	20.4	28	1.0	42.1	4.8	0.3	2	6	7.2	<0.1
1317606	Rock	0.083	18.6	100	0.16	2582	0.155	2.87	0.046	1.16	1.5	29.5	28	1.3	19.2	4.1	0.3	2	7	12.2	<0.1
1317607	Rock	0.068	21.9	77	0.18	1690	0.195	3.37	0.027	1.27	1.1	24.4	37	0.9	18.9	5.5	0.4	<1	10	7.7	<0.1
1317608	Rock	0.065	27.6	73	0.18	1620	0.222	4.32	0.038	1.78	2.0	21.3	48	1.5	24.4	8.1	0.6	2	13	12.7	<0.1
1317609	Rock	0.072	28.1	64	0.21	1444	0.197	4.14	0.045	2.06	1.9	16.6	51	1.6	17.8	7.0	0.5	2	10	5.0	<0.1
1317610	Rock	0.091	32.5	62	0.18	1450	0.225	4.86	0.053	2.41	1.9	23.7	59	1.2	23.2	5.8	0.3	2	13	7.6	<0.1
1317611	Rock	0.122	28.2	69	0.15	1125	0.173	4.13	0.041	1.92	1.6	24.8	50	1.2	27.1	5.2	0.4	2	12	7.0	<0.1
1317612	Rock	0.078	17.7	65	0.14	1293	0.146	3.22	0.024	1.39	1.6	23.0	34	1.0	23.1	4.4	0.3	1	11	6.5	<0.1
1317613	Rock	0.077	16.0	77	0.16	1803	0.154	2.75	0.021	1.07	1.2	27.9	23	1.2	12.7	4.8	0.3	1	6	6.6	<0.1
1317614	Rock	0.106	26.9	107	0.21	2494	0.233	4.03	0.044	1.43	1.1	28.5	45	1.2	18.7	4.5	0.2	1	10	9.4	<0.1
1317615	Rock	0.117	20.8	72	0.15	2653	0.173	3.35	0.022	1.14	1.7	23.0	33	1.3	22.2	4.7	0.3	1	7	10.9	<0.1
1317616	Rock	0.046	17.2	25	0.13	7063	0.179	4.12	0.112	2.40	1.2	18.3	31	3.2	16.1	6.5	0.5	<1	8	5.3	<0.1
1317617	Rock	0.095	24.8	53	0.07	6649	0.245	5.46	0.107	3.17	2.9	21.2	42	4.0	16.2	7.7	0.5	1	6	12.5	<0.1
1317618	Rock	0.110	10.6	5	0.05	8049	0.048	5.76	0.175	4.85	0.7	7.9	19	3.3	20.8	2.7	0.3	<1	4	7.3	<0.1
1317619	Rock	0.160	5.9	5	0.03	3371	0.020	1.92	0.048	0.82	0.2	3.9	11	0.7	24.7	0.8	<0.1	1	2	12.8	<0.1
1317620	Rock	0.035	5.5	3	0.03	4863	0.048	4.96	0.150	4.84	0.7	5.0	10	4.1	6.5	3.1	0.4	<1	3	6.8	<0.1
1317621	Rock	0.027	5.8	2	0.06	2410	0.067	6.14	0.173	5.59	0.9	4.0	11	7.2	6.6	3.8	0.4	<1	4	8.9	<0.1
1317622	Rock	0.025	8.1	3	0.06	1952	0.048	5.19	0.171	4.77	0.4	5.6	15	5.7	6.1	2.8	0.3	<1	3	7.2	<0.1
1317623	Rock	0.020	6.4	4	0.03	>10000	0.054	6.13	0.209	4.68	0.3	9.8	12	5.1	7.5	3.7	0.4	<1	2	6.1	<0.1
1317624	Rock	0.039	5.6	4	0.07	8007	0.051	5.06	0.172	3.94	3.3	2.8	10	7.3	9.1	4.9	0.8	<1	7	6.8	<0.1
1317625	Rock Pulp	0.067	10.5	55	1.32	592	0.361	6.43	2.224	0.89	9.0	31.3	21	2.0	15.5	4.4	0.3	<1	15	16.1	0.3
1317626	Rock	0.031	4.2	3	0.05	>10000	0.027	6.74	0.226	6.93	0.5	2.8	7	3.4	6.9	1.5	0.2	<1	2	7.2	<0.1
1317627	Rock	0.033	7.6	3	0.04	7960	0.038	6.48	0.216	5.60	0.5	7.4	15	3.9	8.3	2.7	0.4	<1	2	9.8	<0.1
1317628	Rock	0.035	8.5	2	0.03	4280	0.036	7.37	0.210	6.35	0.9	10.1	16	6.6	6.9	2.7	0.4	<1	2	13.0	<0.1
1317629	Rock	0.041	18.3	3	0.02	8471	0.038	7.06	0.232	6.55	0.9	21.9	35	4.7	11.5	2.8	0.3	<1	2	7.0	<0.1
1317630	Rock	0.070	11.9	5	0.05	8629	0.083	6.61	0.263	5.81	1.1	19.5	23	8.2	11.1	5.6	0.5	<1	3	7.0	<0.1

This report supersedes all previous preliminary and final reports with this file number dated prior to the date on this certificate. Signature indicates final approval; preliminary reports are unsigned and should be used for reference only.

BUREAU VERITAS
MINERAL LABORATORIES
Canada

www.bureauveritas.com/um

Bureau Veritas Commodities Canada Ltd.

9050 Shaughnessy St Vancouver British Columbia V6P 6E5 Canada
PHONE (604) 253-3158

Client: **Luckystrike Resources Ltd.**
1010 – 1130 West Pender Street
Vancouver British Columbia V6E 4A4 Canada

Project: LUC
Report Date: October 24, 2018

CERTIFICATE OF ANALYSIS WHI18000810.1

	Method	MA200	MA200	MA200	MA200	MA200	MA200	MA200	AQ200
	Analyte	Rb	Hf	In	Re	Se	Te	Tl	Hg
	Unit	ppm	ppm	ppm	ppm	ppm	ppm	ppm	ppm
	MDL	0.1	0.1	0.05	0.005	1	0.5	0.5	0.01
1317601	Rock	49.2	0.6	<0.05	<0.005	<1	<0.5	<0.5	0.12
1317602	Rock	65.7	0.5	<0.05	<0.005	1	<0.5	<0.5	0.10
1317603	Rock	75.0	0.4	<0.05	<0.005	<1	<0.5	0.8	0.10
1317604	Rock	53.2	0.5	0.06	<0.005	<1	<0.5	2.1	0.39
1317605	Rock	45.3	0.5	<0.05	<0.005	3	<0.5	<0.5	0.14
1317606	Rock	39.7	0.7	0.07	<0.005	3	<0.5	<0.5	0.11
1317607	Rock	49.7	0.5	<0.05	<0.005	4	<0.5	<0.5	0.10
1317608	Rock	52.5	0.6	0.06	<0.005	<1	<0.5	<0.5	0.12
1317609	Rock	66.6	0.5	0.07	<0.005	1	<0.5	<0.5	0.04
1317610	Rock	73.2	0.6	0.06	<0.005	1	<0.5	<0.5	0.05
1317611	Rock	65.5	0.6	<0.05	<0.005	<1	<0.5	<0.5	0.09
1317612	Rock	49.7	0.6	0.06	<0.005	1	<0.5	<0.5	0.07
1317613	Rock	47.7	0.7	0.07	<0.005	2	<0.5	<0.5	0.08
1317614	Rock	60.2	0.7	<0.05	<0.005	1	<0.5	<0.5	0.08
1317615	Rock	49.9	0.5	0.07	<0.005	2	<0.5	0.6	0.18
1317616	Rock	75.0	0.5	<0.05	<0.005	<1	<0.5	1.3	0.07
1317617	Rock	87.7	0.6	<0.05	<0.005	1	<0.5	3.2	0.14
1317618	Rock	123.4	0.2	<0.05	<0.005	<1	<0.5	2.0	0.06
1317619	Rock	20.2	0.1	<0.05	<0.005	<1	<0.5	2.3	0.25
1317620	Rock	128.4	0.2	<0.05	<0.005	<1	<0.5	0.9	0.02
1317621	Rock	163.6	0.2	<0.05	<0.005	<1	<0.5	1.0	0.02
1317622	Rock	151.7	0.2	<0.05	<0.005	<1	<0.5	1.0	<0.01
1317623	Rock	125.3	0.4	<0.05	<0.005	<1	<0.5	0.9	<0.01
1317624	Rock	125.6	0.1	<0.05	<0.005	<1	<0.5	1.9	0.02
1317625	Rock Pulp	23.4	1.1	0.11	0.096	<1	<0.5	<0.5	0.09
1317626	Rock	180.7	0.1	<0.05	<0.005	<1	<0.5	1.9	0.03
1317627	Rock	162.0	0.3	<0.05	<0.005	<1	<0.5	1.2	0.02
1317628	Rock	187.3	0.4	<0.05	<0.005	<1	<0.5	1.4	0.03
1317629	Rock	175.0	0.7	<0.05	<0.005	<1	<0.5	1.7	0.02
1317630	Rock	159.7	0.7	0.05	<0.005	<1	<0.5	8.0	0.06

This report supersedes all previous preliminary and final reports with this file number dated prior to the date on this certificate. Signature indicates final approval; preliminary reports are unsigned and should be used for reference only.

BUREAU VERITAS
MINERAL LABORATORIES
Canada

www.bureauveritas.com/um

Bureau Veritas Commodities Canada Ltd.

9050 Shaughnessy St Vancouver British Columbia V6P 6E5 Canada
PHONE (604) 253-3158

Client: **Luckystrike Resources Ltd.**
1010 – 1130 West Pender Street
Vancouver British Columbia V6E 4A4 Canada

Project: LUC
Report Date: October 24, 2018

CERTIFICATE OF ANALYSIS WHI18000810.1

	Method	WGHT	FA350	MA200	MA200	MA200	MA200	MA200	MA200	MA200	MA200	MA200	MA200	MA200	MA200	MA200	MA200	MA200	MA200	MA200	MA200
	Analyte	Wgt	Au	Mo	Cu	Pb	Zn	Ag	Ni	Co	Mn	Fe	As	U	Th	Sr	Cd	Sb	Bi	V	Ca
	Unit	kg	ppb	ppm	ppm	ppm	ppm	ppm	ppm	ppm	ppm	%	ppm	ppm	ppm	ppm	ppm	ppm	ppm	ppm	%
	MDL	0.01	2	0.1	0.1	0.1	1	0.1	0.1	0.2	1	0.01	1	0.1	0.1	1	0.1	0.1	0.1	1	0.01
1317631	Rock	4.67	3	1.6	2.3	63.2	101	0.2	28.2	12.8	1038	1.28	4	2.2	3.9	268	0.8	0.3	0.1	16	0.04
1317632	Rock	5.41	3	11.1	2.2	60.0	368	0.6	92.9	86.7	>10000	2.76	10	2.7	0.8	102	4.4	1.1	0.2	9	0.03
1317633	Rock	4.28	<2	3.4	1.4	45.1	9	0.2	4.8	0.4	66	0.33	<1	0.3	0.1	5	<0.1	0.2	0.6	<1	<0.01
1317634	Rock	4.84	<2	1.0	1.9	4.8	8	0.2	4.5	0.3	54	0.40	2	0.2	0.3	4	<0.1	0.3	0.1	<1	0.01
1317635	Rock	4.94	<2	0.5	4.1	13.0	41	0.3	26.3	1.3	135	0.87	5	0.8	1.2	75	0.2	0.7	<0.1	5	0.02
1317636	Rock	4.74	2	0.5	4.7	12.8	74	0.3	26.3	2.8	161	1.29	7	1.3	4.1	53	0.3	1.1	<0.1	13	0.04
1317637	Rock	4.75	<2	2.2	10.4	11.9	328	0.9	88.8	15.4	2292	3.33	54	1.0	0.7	43	3.6	0.5	<0.1	7	0.02
1317638	Rock	4.69	<2	2.0	9.9	17.7	345	1.2	107.7	17.4	2887	2.13	16	1.6	1.6	54	3.0	0.8	<0.1	16	0.04
1317639	Rock	5.17	2	2.8	6.5	9.7	434	1.0	123.7	23.2	2792	3.86	53	1.1	2.3	48	3.9	0.5	<0.1	17	0.04
1317640	Rock	3.81	3	10.6	69.3	33.4	509	0.6	153.8	21.7	1375	8.40	89	3.1	4.4	126	2.2	5.3	0.2	172	0.04
1317641	Rock	3.07	8	13.1	84.3	14.8	923	1.8	204.7	56.0	>10000	24.30	168	4.4	4.5	210	8.4	3.9	<0.1	167	0.12
1317642	Rock	4.21	5	5.7	24.3	12.6	530	0.4	110.3	24.5	2258	12.76	44	1.4	2.8	66	2.5	0.4	0.1	94	0.05
1317643	Rock	4.20	3	5.5	8.4	48.7	1332	2.2	385.3	45.3	8905	7.99	48	9.2	5.6	420	10.8	1.7	<0.1	37	0.10
1317644	Rock	3.74	3	4.3	8.4	47.4	553	1.2	133.9	30.3	7406	5.17	23	5.5	3.0	292	4.8	1.4	<0.1	24	0.09
1317645	Rock	4.61	2	0.8	2.5	12.6	150	0.5	27.5	2.5	528	1.10	3	1.4	0.9	47	0.7	0.4	<0.1	8	0.06
1317646	Rock	3.97	<2	0.4	1.0	7.2	73	0.3	16.3	4.1	623	0.86	4	1.0	0.2	56	0.6	0.2	<0.1	4	0.03
1317647	Rock	3.73	8	3.3	5.5	20.3	782	3.1	185.9	20.8	6500	5.11	19	3.3	0.5	31	5.7	3.2	<0.1	36	0.04
1317648	Rock	4.30	5	2.1	2.1	25.3	488	1.3	97.6	8.0	3293	3.10	12	2.1	0.9	58	3.2	3.7	<0.1	29	0.03
1317649	Rock	5.23	9	17.6	23.7	60.5	2510	2.4	489.9	81.9	>10000	26.61	389	6.1	1.6	140	17.7	2.6	<0.1	47	0.13
1317650	Rock Pulp	0.06	238	199.7	1937.3	48.4	291	0.7	39.7	14.7	822	4.38	14	0.9	2.2	298	1.3	1.9	0.4	126	2.73
1317651	Rock	4.45	10	20.7	35.5	636.8	3701	4.0	762.4	122.9	>10000	29.26	297	10.2	1.7	146	17.6	4.0	0.9	71	0.13
1317652	Rock	4.21	9	26.9	16.2	1139.1	3357	3.3	618.0	152.8	>10000	27.44	270	11.4	1.5	282	22.0	3.1	2.1	112	0.15
1317653	Rock	3.59	10	10.9	15.8	726.0	1151	2.4	210.7	27.4	8097	8.17	53	9.4	1.8	146	6.7	4.9	1.7	42	0.08
1317654	Rock	3.76	14	14.9	60.5	189.3	978	1.6	254.1	48.6	>10000	11.44	85	5.9	1.9	100	7.7	3.4	0.8	82	0.13
1317655	Rock	5.39	13	18.1	185.2	249.7	1420	1.4	584.7	112.6	>10000	22.26	162	5.7	4.1	179	9.5	3.9	0.5	174	0.13
1317656	Rock	4.97	5	5.2	113.7	27.1	193	0.4	66.0	48.9	1729	8.90	87	4.3	6.0	159	1.3	3.9	0.1	308	0.12
1317657	Rock	4.19	4	3.7	86.5	14.5	199	0.3	50.5	30.8	1600	8.52	50	3.8	9.4	204	1.0	3.3	<0.1	186	0.12
1317658	Rock	4.80	5	4.4	52.5	17.3	197	0.3	44.5	18.1	1511	8.40	30	4.6	12.1	212	1.3	1.9	0.1	119	0.16
1317659	Rock	4.16	4	5.1	96.3	25.1	303	0.5	86.2	41.9	2350	10.52	31	4.3	9.5	159	1.9	2.7	<0.1	180	0.17
1317660	Rock	3.60	5	6.4	87.3	15.8	436	0.6	137.5	57.2	4097	12.61	36	4.2	6.9	83	2.9	1.7	<0.1	208	0.20

This report supersedes all previous preliminary and final reports with this file number dated prior to the date on this certificate. Signature indicates final approval; preliminary reports are unsigned and should be used for reference only.

BUREAU VERITAS
MINERAL LABORATORIES
Canada

www.bureauveritas.com/um

Bureau Veritas Commodities Canada Ltd.

9050 Shaughnessy St Vancouver British Columbia V6P 6E5 Canada
PHONE (604) 253-3158

Client: **Luckystrike Resources Ltd.**
1010 – 1130 West Pender Street
Vancouver British Columbia V6E 4A4 Canada

Project: LUC
Report Date: October 24, 2018

CERTIFICATE OF ANALYSIS WHI18000810.1

	Method	MA200	MA200	MA200	MA200	MA200	MA200	MA200	MA200	MA200	MA200	MA200	MA200	MA200	MA200	MA200	MA200	MA200	MA200	MA200	MA200
	Analyte	P	La	Cr	Mg	Ba	Ti	Al	Na	K	W	Zr	Ce	Sn	Y	Nb	Ta	Be	Sc	Li	S
	Unit	%	ppm	ppm	%	ppm	%	%	%	%	ppm	ppm	ppm	ppm	ppm	ppm	ppm	ppm	ppm	ppm	%
	MDL	0.001	0.1	1	0.01	1	0.001	0.01	0.001	0.01	0.1	0.1	1	0.1	0.1	0.1	0.1	1	1	0.1	0.1
1317631	Rock	0.037	10.7	4	0.03	>10000	0.052	7.39	0.310	6.28	0.9	8.6	19	5.0	5.7	3.4	0.3	<1	2	8.8	<0.1
1317632	Rock	0.042	2.0	5	0.01	3955	0.014	4.10	0.180	3.43	0.3	2.6	3	2.0	8.9	1.1	0.2	<1	<1	11.1	<0.1
1317633	Rock	0.004	0.3	5	<0.01	149	0.002	0.38	0.022	0.05	<0.1	0.4	<1	0.1	3.6	0.1	<0.1	<1	<1	1.5	<0.1
1317634	Rock	0.003	0.5	3	<0.01	87	0.005	0.30	0.007	0.07	<0.1	1.8	<1	0.2	1.4	0.2	<0.1	<1	<1	1.6	<0.1
1317635	Rock	0.017	3.2	3	0.02	8086	0.024	2.34	0.065	1.42	0.2	5.0	5	0.6	14.1	1.3	0.1	<1	<1	2.4	<0.1
1317636	Rock	0.024	9.7	6	0.04	1132	0.057	2.08	0.039	1.42	0.5	8.5	18	0.7	9.9	2.3	0.1	<1	2	4.8	<0.1
1317637	Rock	0.075	2.0	3	0.01	1555	0.013	1.46	0.026	0.99	0.3	3.6	4	0.5	9.7	0.7	<0.1	<1	<1	3.9	<0.1
1317638	Rock	0.037	5.4	5	0.03	4265	0.045	1.79	0.039	0.92	0.1	6.5	10	0.9	12.0	1.9	0.2	<1	2	6.4	<0.1
1317639	Rock	0.075	6.4	5	0.04	4236	0.045	1.74	0.037	0.87	0.2	8.2	12	0.6	11.3	1.8	0.1	<1	2	4.2	<0.1
1317640	Rock	0.150	17.6	63	0.18	>10000	0.278	4.30	0.079	1.75	1.0	24.2	31	1.5	16.6	10.2	0.7	2	6	9.6	<0.1
1317641	Rock	0.472	43.5	31	0.12	3792	0.745	6.89	0.051	1.19	2.3	19.7	85	2.6	55.9	27.9	1.8	2	17	16.8	<0.1
1317642	Rock	0.246	19.3	25	0.14	1526	0.154	2.84	0.046	0.83	1.8	9.8	33	0.8	18.6	3.8	0.2	1	6	12.4	<0.1
1317643	Rock	0.390	18.6	16	0.10	>10000	0.139	8.13	0.105	2.30	0.9	24.7	32	5.3	33.6	11.7	2.3	2	7	26.3	<0.1
1317644	Rock	0.243	12.5	7	0.11	>10000	0.154	6.12	0.107	2.12	0.8	21.9	22	4.3	21.6	11.4	1.7	1	6	40.2	<0.1
1317645	Rock	0.028	3.9	2	0.10	2996	0.046	2.83	0.034	0.89	0.6	6.5	7	3.9	6.6	4.0	0.6	<1	2	17.8	<0.1
1317646	Rock	0.044	1.7	1	0.03	1030	0.014	0.84	0.010	0.32	0.1	3.5	3	0.6	3.6	0.9	<0.1	<1	<1	3.7	<0.1
1317647	Rock	0.092	2.1	3	0.03	2032	0.018	0.64	0.020	0.09	0.2	3.5	3	0.5	15.2	0.7	<0.1	2	2	44.8	<0.1
1317648	Rock	0.081	2.3	2	0.02	5341	0.013	1.12	0.048	0.44	0.1	6.2	4	0.9	9.8	0.5	0.1	1	1	35.0	<0.1
1317649	Rock	0.645	6.5	10	0.07	>10000	0.042	2.37	0.103	1.04	0.2	8.9	8	1.5	30.5	2.7	1.3	4	3	17.9	<0.1
1317650	Rock Pulp	0.062	11.8	57	1.37	640	0.383	6.31	2.283	0.92	10.1	31.1	24	2.1	16.6	4.7	0.3	<1	16	17.8	0.3
1317651	Rock	0.687	12.9	15	0.10	6569	0.051	1.56	0.030	0.25	0.2	7.0	18	1.1	42.4	2.2	0.3	4	3	11.7	<0.1
1317652	Rock	0.773	17.0	10	0.15	9526	0.065	3.00	0.019	0.51	0.3	7.9	21	1.0	38.9	2.3	0.2	4	4	14.2	<0.1
1317653	Rock	0.231	13.7	9	0.11	2955	0.043	1.16	0.018	0.20	0.4	2.1	22	1.6	35.1	1.5	<0.1	3	4	27.1	<0.1
1317654	Rock	0.218	14.0	11	0.15	2673	0.108	1.58	0.055	0.22	0.6	7.1	25	0.7	27.9	2.7	0.2	3	4	17.7	<0.1
1317655	Rock	0.314	22.4	22	0.15	3887	0.165	3.15	0.053	0.35	0.7	8.6	38	1.1	41.8	6.6	0.5	3	8	18.4	<0.1
1317656	Rock	0.190	52.0	74	0.15	1276	1.688	9.95	0.030	0.87	3.7	29.2	98	5.0	25.6	55.5	3.5	3	28	25.2	<0.1
1317657	Rock	0.182	86.3	43	0.15	774	1.227	9.67	0.017	0.80	4.4	28.0	159	7.8	35.8	83.0	5.4	3	21	24.0	<0.1
1317658	Rock	0.169	109.9	23	0.16	2321	0.914	9.58	0.040	1.20	0.9	28.7	203	12.8	57.1	114.3	7.4	4	15	18.2	<0.1
1317659	Rock	0.209	87.3	31	0.36	5178	1.316	10.33	0.089	2.20	2.8	26.1	164	7.1	54.1	76.7	5.0	4	22	19.1	<0.1
1317660	Rock	0.249	24.2	30	0.59	5884	1.502	10.26	0.065	1.89	1.5	27.6	109	5.8	80.6	62.9	4.1	4	22	14.7	<0.1

This report supersedes all previous preliminary and final reports with this file number dated prior to the date on this certificate. Signature indicates final approval; preliminary reports are unsigned and should be used for reference only.

BUREAU VERITAS
MINERAL LABORATORIES
Canada

www.bureauveritas.com/um

Bureau Veritas Commodities Canada Ltd.

9050 Shaughnessy St Vancouver British Columbia V6P 6E5 Canada
PHONE (604) 253-3158

Client: **Luckystrike Resources Ltd.**
1010 – 1130 West Pender Street
Vancouver British Columbia V6E 4A4 Canada

Project: LUC
Report Date: October 24, 2018

CERTIFICATE OF ANALYSIS WHI18000810.1

	Method	MA200	MA200	MA200	MA200	MA200	MA200	MA200	AQ200
	Analyte	Rb	Hf	In	Re	Se	Te	Tl	Hg
	Unit	ppm	ppm	ppm	ppm	ppm	ppm	ppm	ppm
	MDL	0.1	0.1	0.05	0.005	1	0.5	0.5	0.01
1317631	Rock	155.1	0.3	<0.05	<0.005	<1	<0.5	2.0	0.02
1317632	Rock	90.1	<0.1	<0.05	<0.005	<1	<0.5	4.8	0.07
1317633	Rock	1.5	<0.1	<0.05	<0.005	<1	<0.5	<0.5	<0.01
1317634	Rock	2.0	<0.1	<0.05	<0.005	<1	<0.5	<0.5	<0.01
1317635	Rock	31.2	0.2	<0.05	<0.005	<1	<0.5	<0.5	0.01
1317636	Rock	39.9	0.3	<0.05	<0.005	<1	<0.5	<0.5	0.03
1317637	Rock	27.2	0.2	<0.05	<0.005	<1	<0.5	1.6	0.10
1317638	Rock	25.8	0.2	<0.05	<0.005	<1	<0.5	2.0	0.09
1317639	Rock	24.6	0.2	<0.05	<0.005	<1	<0.5	1.8	0.08
1317640	Rock	54.0	0.8	0.06	<0.005	4	<0.5	1.3	0.19
1317641	Rock	53.9	0.8	0.12	<0.005	1	<0.5	4.6	0.38
1317642	Rock	62.1	0.3	<0.05	<0.005	<1	<0.5	2.1	0.07
1317643	Rock	76.4	1.0	0.05	<0.005	<1	<0.5	5.6	0.13
1317644	Rock	67.6	0.8	0.08	<0.005	<1	<0.5	4.0	0.09
1317645	Rock	33.0	0.3	<0.05	<0.005	<1	<0.5	<0.5	0.07
1317646	Rock	10.4	0.1	<0.05	<0.005	<1	<0.5	<0.5	0.05
1317647	Rock	4.7	<0.1	0.07	<0.005	<1	<0.5	3.6	0.58
1317648	Rock	12.8	0.2	0.06	<0.005	<1	<0.5	1.2	0.19
1317649	Rock	22.8	0.3	0.06	<0.005	<1	<0.5	10.8	0.89
1317650	Rock Pulp	24.5	1.1	0.11	0.091	<1	0.5	<0.5	0.11
1317651	Rock	22.2	0.2	0.09	<0.005	<1	<0.5	12.6	1.04
1317652	Rock	44.0	0.3	0.08	<0.005	<1	<0.5	9.0	1.16
1317653	Rock	18.8	<0.1	0.09	<0.005	<1	<0.5	1.4	0.62
1317654	Rock	25.1	0.2	<0.05	<0.005	<1	<0.5	3.8	0.50
1317655	Rock	22.2	0.3	0.05	<0.005	<1	<0.5	12.5	0.58
1317656	Rock	52.4	1.6	0.17	<0.005	1	<0.5	2.3	0.34
1317657	Rock	53.1	1.3	0.21	<0.005	<1	<0.5	2.1	0.38
1317658	Rock	59.8	1.5	0.21	<0.005	2	<0.5	1.3	0.33
1317659	Rock	130.3	1.2	0.18	<0.005	<1	<0.5	2.0	0.36
1317660	Rock	204.9	1.3	0.20	<0.005	1	<0.5	2.3	0.26

This report supersedes all previous preliminary and final reports with this file number dated prior to the date on this certificate. Signature indicates final approval; preliminary reports are unsigned and should be used for reference only.

BUREAU VERITAS
MINERAL LABORATORIES
Canada

www.bureauveritas.com/um

Bureau Veritas Commodities Canada Ltd.

9050 Shaughnessy St Vancouver British Columbia V6P 6E5 Canada
PHONE (604) 253-3158

Client: **Luckystrike Resources Ltd.**
1010 – 1130 West Pender Street
Vancouver British Columbia V6E 4A4 Canada

Project: LUC
Report Date: October 24, 2018

CERTIFICATE OF ANALYSIS WHI18000810.1

	Method	WGHT	FA350	MA200	MA200	MA200	MA200	MA200	MA200	MA200	MA200	MA200	MA200	MA200	MA200	MA200	MA200	MA200	MA200	MA200	MA200
	Analyte	Wgt	Au	Mo	Cu	Pb	Zn	Ag	Ni	Co	Mn	Fe	As	U	Th	Sr	Cd	Sb	Bi	V	Ca
	Unit	kg	ppb	ppm	ppm	ppm	ppm	ppm	ppm	ppm	ppm	%	ppm	ppm	ppm	ppm	ppm	ppm	ppm	ppm	%
	MDL	0.01	2	0.1	0.1	0.1	1	0.1	0.1	0.2	1	0.01	1	0.1	0.1	1	0.1	0.1	0.1	1	0.01
1317661	Rock	3.67	9	3.6	114.2	13.0	221	0.4	51.2	31.1	1683	9.44	26	2.7	6.1	58	1.1	1.7	0.2	283	0.26
1317662	Rock	3.66	12	5.5	147.3	11.7	210	0.5	77.6	31.2	1492	10.61	58	4.4	5.6	116	1.3	2.5	<0.1	284	0.22
1317663	Rock	4.14	4	4.5	105.3	13.0	102	0.3	29.6	15.9	592	5.03	41	4.7	7.1	88	0.5	1.4	0.1	175	0.07
1317664	Rock	3.65	5	5.5	64.4	16.1	35	0.2	10.2	6.7	152	2.10	28	3.1	7.6	123	0.2	1.4	0.1	195	0.03
1317665	Rock	4.34	3	6.1	65.2	15.6	20	0.3	5.0	1.9	139	2.02	26	2.1	7.6	76	<0.1	1.4	0.2	107	0.04
1317666	Rock	4.75	7	8.5	138.2	12.5	108	0.6	25.9	21.8	1161	5.91	70	6.3	7.6	105	0.4	3.2	0.1	210	0.06
1317667	Rock	4.23	4	8.1	63.2	10.6	34	0.3	8.6	9.6	540	1.75	21	3.4	8.2	150	0.2	1.3	0.2	379	0.03
1317668	Rock	3.87	3	9.6	62.8	11.6	29	0.1	6.6	6.9	173	1.70	21	2.7	7.8	147	0.1	1.1	0.2	347	0.03
1317669	Rock	4.57	4	3.3	29.4	8.0	23	0.2	5.8	4.6	134	1.31	16	1.8	7.1	93	<0.1	0.9	<0.1	87	0.02
1317670	Rock	4.14	3	4.1	52.9	9.7	28	0.2	5.7	7.9	181	1.88	19	1.9	6.1	89	<0.1	1.2	0.1	128	0.02
1317671	Rock	4.20	4	8.2	61.7	12.9	110	<0.1	18.7	4.6	100	4.07	27	2.9	5.3	142	<0.1	2.2	0.1	180	0.02
1317672	Rock	4.13	2	2.9	33.9	7.5	17	0.1	3.5	1.7	69	1.28	15	1.6	6.6	81	<0.1	0.9	<0.1	130	0.01
1317673	Rock	4.75	<2	2.1	30.9	5.3	41	0.1	12.8	1.9	69	1.79	14	1.3	3.7	68	<0.1	1.3	<0.1	71	<0.01
1317674	Rock	3.91	2	1.1	27.0	5.4	37	<0.1	8.7	2.2	88	1.71	25	1.7	1.7	67	<0.1	1.0	<0.1	44	0.01
1317675	Rock Pulp	0.05	275	184.3	1906.5	43.2	273	0.6	37.7	14.9	773	4.26	16	0.7	1.9	264	1.0	1.9	0.3	118	2.57
1317676	Rock	3.52	<2	1.0	8.4	2.0	5	0.1	1.9	0.5	48	0.56	8	0.5	0.7	22	<0.1	0.5	<0.1	14	<0.01
1317677	Rock	3.78	<2	0.8	18.1	4.0	18	<0.1	9.8	0.9	37	1.00	16	0.9	1.1	44	<0.1	0.7	<0.1	41	<0.01
1317678	Rock	5.04	<2	1.4	29.7	4.0	23	<0.1	5.8	1.1	46	2.10	26	1.8	1.5	58	<0.1	0.6	<0.1	66	0.01
1317679	Rock	4.91	<2	1.5	44.1	7.5	33	<0.1	3.4	2.5	64	3.12	25	2.2	1.7	172	<0.1	1.0	<0.1	57	0.02
1317680	Rock	4.07	<2	1.3	24.7	2.7	26	<0.1	7.0	2.1	62	1.85	15	1.9	0.9	157	<0.1	0.8	<0.1	42	0.02
1317681	Rock	4.87	4	4.3	78.1	10.2	65	0.1	13.2	4.3	247	4.11	40	3.9	5.5	131	0.2	1.4	<0.1	156	0.03
1317682	Rock	4.62	3	4.7	65.9	12.3	41	0.2	12.4	3.7	203	2.60	22	2.6	5.8	143	<0.1	1.6	<0.1	110	0.06
1317683	Rock	5.28	2	5.4	69.5	10.4	22	0.1	7.6	7.3	236	2.47	30	3.0	4.2	193	<0.1	1.7	<0.1	122	0.03

This report supersedes all previous preliminary and final reports with this file number dated prior to the date on this certificate. Signature indicates final approval; preliminary reports are unsigned and should be used for reference only.

BUREAU VERITAS
MINERAL LABORATORIES
Canada

www.bureauveritas.com/um

Bureau Veritas Commodities Canada Ltd.

9050 Shaughnessy St Vancouver British Columbia V6P 6E5 Canada
PHONE (604) 253-3158

Client: **Luckystrike Resources Ltd.**
1010 – 1130 West Pender Street
Vancouver British Columbia V6E 4A4 Canada

Project: LUC
Report Date: October 24, 2018

CERTIFICATE OF ANALYSIS WHI18000810.1

	Method	MA200	MA200	MA200	MA200	MA200	MA200	MA200	MA200	MA200	MA200	MA200	MA200	MA200	MA200	MA200	MA200	MA200	MA200	MA200	MA200
	Analyte	P	La	Cr	Mg	Ba	Ti	Al	Na	K	W	Zr	Ce	Sn	Y	Nb	Ta	Be	Sc	Li	S
	Unit	%	ppm	ppm	%	ppm	%	%	%	%	ppm	ppm	ppm	ppm	ppm	ppm	ppm	ppm	ppm	ppm	%
	MDL	0.001	0.1	1	0.01	1	0.001	0.01	0.001	0.01	0.1	0.1	1	0.1	0.1	0.1	0.1	1	1	0.1	0.1
1317661	Rock	0.173	55.7	48	0.40	1495	1.713	10.27	0.034	1.24	1.8	24.8	87	6.1	36.3	60.1	3.8	4	24	12.9	<0.1
1317662	Rock	0.203	47.5	44	0.31	829	1.738	10.50	0.036	0.72	2.2	19.7	89	5.0	33.3	50.8	3.3	5	24	14.9	<0.1
1317663	Rock	0.096	27.6	51	0.22	1291	0.487	4.82	0.043	1.07	1.1	19.4	49	1.9	15.2	10.2	0.7	2	13	9.6	<0.1
1317664	Rock	0.056	25.0	57	0.15	1908	0.215	4.15	0.064	1.22	1.0	20.2	45	1.2	8.5	5.6	0.3	1	9	8.3	<0.1
1317665	Rock	0.036	20.3	47	0.13	1590	0.128	2.64	0.069	1.09	1.4	17.1	37	1.0	6.3	3.8	0.3	<1	4	4.7	<0.1
1317666	Rock	0.122	23.7	70	0.20	1986	0.419	4.37	0.062	1.20	1.1	23.1	46	1.6	16.7	8.5	0.5	3	12	12.1	<0.1
1317667	Rock	0.052	28.8	104	0.18	2555	0.255	4.31	0.056	1.40	1.1	38.7	48	0.7	10.8	5.1	0.3	2	9	7.0	<0.1
1317668	Rock	0.051	23.2	103	0.19	2263	0.260	4.16	0.064	1.53	1.0	38.5	40	0.8	8.1	5.3	0.3	1	10	8.1	<0.1
1317669	Rock	0.027	21.3	56	0.08	1135	0.198	2.65	0.091	0.99	0.5	13.8	38	0.8	7.0	5.6	0.3	<1	6	5.3	<0.1
1317670	Rock	0.033	18.9	63	0.12	1232	0.185	2.93	0.074	1.02	0.6	15.9	34	0.7	6.4	4.4	0.3	1	7	6.4	<0.1
1317671	Rock	0.080	15.7	71	0.12	1528	0.175	3.12	0.054	0.86	0.7	19.3	29	0.8	9.6	3.2	0.2	2	10	7.8	<0.1
1317672	Rock	0.024	16.5	65	0.11	1172	0.202	2.91	0.092	1.22	0.6	10.5	30	0.6	4.6	4.2	0.2	<1	7	6.3	<0.1
1317673	Rock	0.030	10.4	32	0.07	809	0.122	1.92	0.039	0.61	0.5	9.5	20	0.7	5.5	2.9	0.2	1	6	4.8	<0.1
1317674	Rock	0.040	6.2	22	0.04	628	0.079	1.15	0.010	0.21	0.4	4.8	14	0.7	4.7	2.0	0.1	<1	4	5.6	<0.1
1317675	Rock Pulp	0.062	9.4	61	1.30	582	0.366	5.93	2.236	0.90	9.3	29.9	18	1.9	14.7	4.6	0.3	1	16	17.6	0.3
1317676	Rock	0.013	2.5	7	0.02	332	0.040	0.60	0.006	0.11	0.2	2.9	6	0.4	1.7	1.2	<0.1	<1	1	2.8	<0.1
1317677	Rock	0.022	3.8	14	0.03	377	0.039	0.74	0.007	0.17	0.2	5.0	8	0.5	2.5	1.1	<0.1	<1	2	4.2	<0.1
1317678	Rock	0.038	5.5	15	0.05	521	0.055	1.36	0.009	0.32	0.5	4.6	11	0.8	3.5	2.0	0.1	<1	4	5.5	<0.1
1317679	Rock	0.056	6.5	19	0.05	660	0.102	1.82	0.010	0.29	0.5	6.0	13	1.2	3.7	3.7	0.3	<1	5	7.9	<0.1
1317680	Rock	0.058	3.6	14	0.04	703	0.050	1.03	0.008	0.20	0.3	4.5	8	0.9	4.1	1.6	0.1	<1	3	5.0	<0.1
1317681	Rock	0.092	17.8	53	0.11	1260	0.194	3.20	0.031	0.83	0.7	16.3	32	1.3	14.4	5.3	0.4	2	9	10.7	<0.1
1317682	Rock	0.058	17.6	53	0.15	1592	0.215	3.15	0.072	1.09	1.0	23.7	34	1.3	9.3	5.8	0.4	<1	8	8.9	<0.1
1317683	Rock	0.064	14.7	47	0.11	1163	0.182	2.47	0.025	0.73	0.6	19.5	27	0.8	7.7	4.4	0.2	1	6	10.0	<0.1

This report supersedes all previous preliminary and final reports with this file number dated prior to the date on this certificate. Signature indicates final approval; preliminary reports are unsigned and should be used for reference only.

BUREAU VERITAS
MINERAL LABORATORIES
Canada

www.bureauveritas.com/um

Bureau Veritas Commodities Canada Ltd.

9050 Shaughnessy St Vancouver British Columbia V6P 6E5 Canada
PHONE (604) 253-3158

Client: **Luckystrike Resources Ltd.**
1010 – 1130 West Pender Street
Vancouver British Columbia V6E 4A4 Canada

Project: LUC
Report Date: October 24, 2018

CERTIFICATE OF ANALYSIS WHI18000810.1

	Method	MA200	MA200	MA200	MA200	MA200	MA200	MA200	AQ200
	Analyte	Rb	Hf	In	Re	Se	Te	Tl	Hg
	Unit	ppm	ppm	ppm	ppm	ppm	ppm	ppm	ppm
	MDL	0.1	0.1	0.05	0.005	1	0.5	0.5	0.01
1317661	Rock	118.7	1.1	0.22	<0.005	<1	<0.5	1.7	0.55
1317662	Rock	72.0	1.0	0.22	<0.005	<1	<0.5	1.4	0.81
1317663	Rock	63.9	0.6	0.08	<0.005	3	<0.5	0.7	0.27
1317664	Rock	47.3	0.6	<0.05	<0.005	3	<0.5	<0.5	0.12
1317665	Rock	39.0	0.5	<0.05	<0.005	2	<0.5	<0.5	0.09
1317666	Rock	50.4	0.6	<0.05	<0.005	3	<0.5	1.1	0.41
1317667	Rock	49.5	1.0	0.08	<0.005	3	<0.5	0.6	0.23
1317668	Rock	49.3	1.0	<0.05	<0.005	3	<0.5	<0.5	0.14
1317669	Rock	34.9	0.4	<0.05	<0.005	<1	<0.5	<0.5	0.08
1317670	Rock	39.3	0.5	<0.05	<0.005	2	<0.5	<0.5	0.10
1317671	Rock	30.7	0.5	0.05	<0.005	2	<0.5	<0.5	0.09
1317672	Rock	40.5	0.3	<0.05	<0.005	1	<0.5	<0.5	0.05
1317673	Rock	23.2	0.3	<0.05	<0.005	<1	<0.5	<0.5	0.04
1317674	Rock	8.8	0.1	<0.05	<0.005	<1	<0.5	<0.5	0.06
1317675	Rock Pulp	20.6	1.0	0.11	0.089	<1	<0.5	<0.5	0.11
1317676	Rock	4.6	<0.1	<0.05	<0.005	<1	<0.5	<0.5	0.01
1317677	Rock	6.8	0.2	<0.05	<0.005	<1	<0.5	<0.5	0.02
1317678	Rock	12.9	0.1	<0.05	<0.005	<1	<0.5	<0.5	0.02
1317679	Rock	14.6	0.2	<0.05	<0.005	<1	<0.5	<0.5	0.04
1317680	Rock	8.4	0.1	<0.05	<0.005	<1	<0.5	<0.5	0.03
1317681	Rock	31.6	0.5	<0.05	<0.005	1	<0.5	<0.5	0.10
1317682	Rock	38.6	0.6	<0.05	<0.005	2	<0.5	<0.5	0.07
1317683	Rock	25.7	0.5	<0.05	<0.005	2	<0.5	<0.5	0.08

This report supersedes all previous preliminary and final reports with this file number dated prior to the date on this certificate. Signature indicates final approval; preliminary reports are unsigned and should be used for reference only.

BUREAU VERITAS
MINERAL LABORATORIES
Canada

www.bureauveritas.com/um

Bureau Veritas Commodities Canada Ltd.
9050 Shaughnessy St Vancouver British Columbia V6P 6E5 Canada
PHONE (604) 253-3158

Client: **Luckystrike Resources Ltd.**
1010 – 1130 West Pender Street
Vancouver British Columbia V6E 4A4 Canada

Project: LUC
Report Date: October 24, 2018

QUALITY CONTROL REPORT WHI18000810.1

	Method	WGHT	FA350	MA200	MA200	MA200	MA200	MA200	MA200	MA200	MA200	MA200	MA200	MA200	MA200	MA200	MA200	MA200	MA200	MA200	MA200
	Analyte	Wgt	Au	Mo	Cu	Pb	Zn	Ag	Ni	Co	Mn	Fe	As	U	Th	Sr	Cd	Sb	Bi	V	Ca
	Unit	kg	ppb	ppm	ppm	ppm	ppm	ppm	ppm	ppm	ppm	%	ppm	ppm	ppm	ppm	ppm	ppm	ppm	ppm	%
	MDL	0.01	2	0.1	0.1	0.1	1	0.1	0.1	0.2	1	0.01	1	0.1	0.1	1	0.1	0.1	0.1	1	0.01
Pulp Duplicates																					
1317625	Rock Pulp	0.06	225	189.8	1944.2	42.4	266	0.7	36.8	15.3	769	4.22	16	0.8	2.0	274	1.3	1.9	0.4	123	2.53
REP 1317625	QC			195.4	1948.2	43.9	284	0.7	38.8	15.1	764	4.32	16	0.8	2.0	279	1.1	1.9	0.3	123	2.61
1317633	Rock	4.28	<2	3.4	1.4	45.1	9	0.2	4.8	0.4	66	0.33	<1	0.3	0.1	5	<0.1	0.2	0.6	<1	<0.01
REP 1317633	QC		<2																		
1317659	Rock	4.16	4	5.1	96.3	25.1	303	0.5	86.2	41.9	2350	10.52	31	4.3	9.5	159	1.9	2.7	<0.1	180	0.17
REP 1317659	QC			4.9	93.9	23.8	296	0.4	84.5	40.6	2306	10.45	31	4.1	8.7	154	2.4	2.7	<0.1	181	0.16
1317667	Rock	4.23	4	8.1	63.2	10.6	34	0.3	8.6	9.6	540	1.75	21	3.4	8.2	150	0.2	1.3	0.2	379	0.03
REP 1317667	QC		4																		
1317681	Rock	4.87	4	4.3	78.1	10.2	65	0.1	13.2	4.3	247	4.11	40	3.9	5.5	131	0.2	1.4	<0.1	156	0.03
REP 1317681	QC			4.0	78.8	10.7	66	0.1	14.1	4.4	245	4.14	43	4.0	5.8	137	<0.1	1.5	0.1	158	0.03
REP 1317682	QC																				
1317683	Rock	5.28	2	5.4	69.5	10.4	22	0.1	7.6	7.3	236	2.47	30	3.0	4.2	193	<0.1	1.7	<0.1	122	0.03
REP 1317683	QC		<2																		
Core Reject Duplicates																					
1317614	Rock	3.60	6	5.4	64.1	17.0	281	0.2	44.1	4.9	170	3.60	34	4.7	7.4	195	0.8	1.2	0.1	415	0.05
DUP 1317614	QC		5	5.6	63.3	18.1	301	0.2	45.1	5.1	186	3.79	35	4.8	7.2	206	0.9	1.2	0.1	442	0.05
1317648	Rock	4.30	5	2.1	2.1	25.3	488	1.3	97.6	8.0	3293	3.10	12	2.1	0.9	58	3.2	3.7	<0.1	29	0.03
DUP 1317648	QC		4	2.1	1.8	24.8	491	1.3	96.1	8.1	3194	3.05	12	2.1	1.0	57	3.6	3.7	<0.1	28	0.03
1317682	Rock	4.62	3	4.7	65.9	12.3	41	0.2	12.4	3.7	203	2.60	22	2.6	5.8	143	<0.1	1.6	<0.1	110	0.06
DUP 1317682	QC		3	5.1	73.7	13.5	46	0.1	12.2	4.1	201	2.96	25	2.8	6.2	149	<0.1	1.6	0.1	118	0.06
Reference Materials																					
STD DS11	Standard																				
STD DS11	Standard																				
STD DS11	Standard																				
STD OREAS25A-4A	Standard			2.6	37.2	25.5	49	<0.1	48.2	8.3	489	6.69	10	2.9	16.5	50	<0.1	0.6	0.4	160	0.29
STD OREAS25A-4A	Standard			2.5	38.1	26.3	45	<0.1	48.4	8.5	483	6.69	10	2.9	14.5	44	<0.1	0.6	0.4	158	0.25
STD OREAS25A-4A	Standard			2.5	36.3	26.0	45	<0.1	46.2	8.3	485	6.64	10	2.9	15.5	46	<0.1	0.6	0.4	164	0.29
STD OREAS45EA	Standard																				

This report supersedes all previous preliminary and final reports with this file number dated prior to the date on this certificate. Signature indicates final approval; preliminary reports are unsigned and should be used for reference only.

BUREAU VERITAS
MINERAL LABORATORIES
Canada

www.bureauveritas.com/um

Bureau Veritas Commodities Canada Ltd.
9050 Shaughnessy St Vancouver British Columbia V6P 6E5 Canada
PHONE (604) 253-3158

Client: **Luckystrike Resources Ltd.**
1010 – 1130 West Pender Street
Vancouver British Columbia V6E 4A4 Canada

Project: LUC
Report Date: October 24, 2018

QUALITY CONTROL REPORT WHI18000810.1

	Method	MA200	MA200	MA200	MA200	MA200	MA200	MA200	MA200	MA200	MA200	MA200	MA200	MA200	MA200	MA200	MA200	MA200	MA200	MA200	MA200
	Analyte	P	La	Cr	Mg	Ba	Ti	Al	Na	K	W	Zr	Ce	Sn	Y	Nb	Ta	Be	Sc	Li	S
	Unit	%	ppm	ppm	%	ppm	%	%	%	%	ppm	ppm	ppm	ppm	ppm	ppm	ppm	ppm	ppm	ppm	%
	MDL	0.001	0.1	1	0.01	1	0.001	0.01	0.001	0.01	0.1	0.1	1	0.1	0.1	0.1	0.1	1	1	0.1	0.1
Pulp Duplicates																					
1317625	Rock Pulp	0.067	10.5	55	1.32	592	0.361	6.43	2.224	0.89	9.0	31.3	21	2.0	15.5	4.4	0.3	<1	15	16.1	0.3
REP 1317625	QC	0.063	10.4	56	1.35	599	0.364	6.48	2.316	0.89	9.3	30.0	21	2.0	15.6	4.3	0.3	<1	15	17.3	0.3
1317633	Rock	0.004	0.3	5	<0.01	149	0.002	0.38	0.022	0.05	<0.1	0.4	<1	0.1	3.6	0.1	<0.1	<1	<1	1.5	<0.1
REP 1317633	QC																				
1317659	Rock	0.209	87.3	31	0.36	5178	1.316	10.33	0.089	2.20	2.8	26.1	164	7.1	54.1	76.7	5.0	4	22	19.1	<0.1
REP 1317659	QC	0.208	80.1	31	0.40	5270	1.363	10.13	0.087	2.20	2.7	26.5	151	6.8	52.8	77.9	5.0	4	21	18.8	<0.1
1317667	Rock	0.052	28.8	104	0.18	2555	0.255	4.31	0.056	1.40	1.1	38.7	48	0.7	10.8	5.1	0.3	2	9	7.0	<0.1
REP 1317667	QC																				
1317681	Rock	0.092	17.8	53	0.11	1260	0.194	3.20	0.031	0.83	0.7	16.3	32	1.3	14.4	5.3	0.4	2	9	10.7	<0.1
REP 1317681	QC	0.084	18.0	52	0.12	1288	0.194	3.19	0.030	0.86	0.9	17.8	34	1.3	14.7	5.5	0.4	2	9	11.1	<0.1
REP 1317682	QC																				
1317683	Rock	0.064	14.7	47	0.11	1163	0.182	2.47	0.025	0.73	0.6	19.5	27	0.8	7.7	4.4	0.2	1	6	10.0	<0.1
REP 1317683	QC																				
Core Reject Duplicates																					
1317614	Rock	0.106	26.9	107	0.21	2494	0.233	4.03	0.044	1.43	1.1	28.5	45	1.2	18.7	4.5	0.2	1	10	9.4	<0.1
DUP 1317614	QC	0.111	27.0	106	0.19	2458	0.225	3.98	0.041	1.39	1.0	26.6	45	1.2	19.7	4.4	0.3	2	10	8.9	<0.1
1317648	Rock	0.081	2.3	2	0.02	5341	0.013	1.12	0.048	0.44	0.1	6.2	4	0.9	9.8	0.5	0.1	1	1	35.0	<0.1
DUP 1317648	QC	0.079	2.4	2	0.02	5458	0.012	1.11	0.050	0.47	<0.1	4.6	4	0.9	9.2	0.5	0.1	1	1	32.8	<0.1
1317682	Rock	0.058	17.6	53	0.15	1592	0.215	3.15	0.072	1.09	1.0	23.7	34	1.3	9.3	5.8	0.4	<1	8	8.9	<0.1
DUP 1317682	QC	0.060	18.5	49	0.16	1624	0.226	3.25	0.072	1.10	1.0	23.5	35	1.3	10.1	6.2	0.4	1	8	9.8	<0.1
Reference Materials																					
STD DS11	Standard																				
STD DS11	Standard																				
STD DS11	Standard																				
STD OREAS25A-4A	Standard	0.051	23.9	115	0.33	155	0.871	8.78	0.135	0.48	1.8	152.0	51	4.4	10.7	19.2	1.4	<1	13	40.4	<0.1
STD OREAS25A-4A	Standard	0.052	16.6	124	0.29	147	0.949	7.92	0.139	0.48	2.0	152.2	39	4.3	9.2	21.4	1.5	1	12	41.4	<0.1
STD OREAS25A-4A	Standard	0.054	21.7	120	0.32	142	0.933	8.78	0.134	0.49	2.1	154.2	46	4.1	9.8	19.3	1.4	<1	12	40.3	<0.1
STD OREAS45EA	Standard																				

This report supersedes all previous preliminary and final reports with this file number dated prior to the date on this certificate. Signature indicates final approval; preliminary reports are unsigned and should be used for reference only.

BUREAU VERITAS
MINERAL LABORATORIES
Canada

www.bureauveritas.com/um

Bureau Veritas Commodities Canada Ltd.
9050 Shaughnessy St Vancouver British Columbia V6P 6E5 Canada
PHONE (604) 253-3158

Client: **Luckystrike Resources Ltd.**
1010 – 1130 West Pender Street
Vancouver British Columbia V6E 4A4 Canada

Project: LUC
Report Date: October 24, 2018

QUALITY CONTROL REPORT WHI18000810.1

	Method	MA200	MA200	MA200	MA200	MA200	MA200	MA200	AQ200
	Analyte	Rb	Hf	In	Re	Se	Te	Tl	Hg
	Unit	ppm	ppm	ppm	ppm	ppm	ppm	ppm	ppm
	MDL	0.1	0.1	0.05	0.005	1	0.5	0.5	0.01
Pulp Duplicates									
1317625	Rock Pulp	23.4	1.1	0.11	0.096	<1	<0.5	<0.5	0.09
REP 1317625	QC	22.7	1.0	0.11	0.082	<1	<0.5	<0.5	0.08
1317633	Rock	1.5	<0.1	<0.05	<0.005	<1	<0.5	<0.5	<0.01
REP 1317633	QC								
1317659	Rock	130.3	1.2	0.18	<0.005	<1	<0.5	2.0	0.36
REP 1317659	QC	127.9	1.2	0.18	<0.005	2	<0.5	1.8	0.34
1317667	Rock	49.5	1.0	0.08	<0.005	3	<0.5	0.6	0.23
REP 1317667	QC								
1317681	Rock	31.6	0.5	<0.05	<0.005	1	<0.5	<0.5	0.10
REP 1317681	QC	32.6	0.5	<0.05	<0.005	1	<0.5	<0.5	
REP 1317682	QC								0.08
1317683	Rock	25.7	0.5	<0.05	<0.005	2	<0.5	<0.5	0.08
REP 1317683	QC								
Core Reject Duplicates									
1317614	Rock	60.2	0.7	<0.05	<0.005	1	<0.5	<0.5	0.08
DUP 1317614	QC	58.7	0.6	<0.05	<0.005	1	<0.5	<0.5	0.08
1317648	Rock	12.8	0.2	0.06	<0.005	<1	<0.5	1.2	0.19
DUP 1317648	QC	12.7	0.2	0.09	<0.005	<1	<0.5	1.2	0.21
1317682	Rock	38.6	0.6	<0.05	<0.005	2	<0.5	<0.5	0.07
DUP 1317682	QC	38.6	0.7	<0.05	<0.005	2	<0.5	<0.5	0.08
Reference Materials									
STD DS11	Standard								0.24
STD DS11	Standard								0.22
STD DS11	Standard								0.24
STD OREAS25A-4A	Standard	64.3	4.2	0.07	<0.005	2	<0.5	<0.5	
STD OREAS25A-4A	Standard	55.4	4.5	0.11	<0.005	3	<0.5	<0.5	
STD OREAS25A-4A	Standard	59.8	4.3	0.12	<0.005	2	<0.5	<0.5	
STD OREAS45EA	Standard								0.01

This report supersedes all previous preliminary and final reports with this file number dated prior to the date on this certificate. Signature indicates final approval; preliminary reports are unsigned and should be used for reference only.

BUREAU VERITAS
MINERAL LABORATORIES
Canada

www.bureauveritas.com/um

Bureau Veritas Commodities Canada Ltd.
9050 Shaughnessy St Vancouver British Columbia V6P 6E5 Canada
PHONE (604) 253-3158

Client: **Luckystrike Resources Ltd.**
1010 – 1130 West Pender Street
Vancouver British Columbia V6E 4A4 Canada

Project: LUC
Report Date: October 24, 2018

QUALITY CONTROL REPORT WHI18000810.1

		WGHT	FA350	MA200	MA200	MA200	MA200	MA200	MA200	MA200	MA200	MA200	MA200	MA200	MA200	MA200	MA200	MA200	MA200	MA200	MA200
		Wgt	Au	Mo	Cu	Pb	Zn	Ag	Ni	Co	Mn	Fe	As	U	Th	Sr	Cd	Sb	Bi	V	Ca
		kg	ppb	ppm	ppm	ppm	ppm	ppm	ppm	ppm	ppm	%	ppm	ppm	ppm	ppm	ppm	ppm	ppm	ppm	%
		0.01	2	0.1	0.1	0.1	1	0.1	0.1	0.2	1	0.01	1	0.1	0.1	1	0.1	0.1	0.1	1	0.01
STD OREAS45EA	Standard																				
STD OREAS45EA	Standard																				
STD OREAS45E	Standard			2.7	805.5	18.6	48	0.3	458.8	62.9	561	24.71	17	2.4	13.6	17	<0.1	1.0	0.3	332	0.06
STD OREAS45E	Standard			2.7	779.6	20.5	53	0.3	493.3	64.6	610	26.89	18	2.7	14.8	18	<0.1	1.2	0.3	340	0.07
STD OREAS45E	Standard			2.4	771.8	18.6	46	0.3	477.1	60.3	565	23.85	17	2.5	11.4	16	<0.1	1.2	0.3	319	0.07
STD OXC145	Standard		207																		
STD OXC145	Standard		216																		
STD OXC145	Standard		209																		
STD OXC145	Standard		207																		
STD OXH139	Standard		1314																		
STD OXH139	Standard		1299																		
STD OXH139	Standard		1311																		
STD DS11 Expected																					
STD OXH139 Expected			1312																		
STD OXC145 Expected			212																		
STD OREAS25A-4A Expected				2.55	33.9	25.2	44.4		45.8	8.2	470	6.6	9.94	2.94	15.8	48.5		0.67	0.35	157	0.309
STD OREAS45E Expected				2.4	780	18.2	46.7	0.311	454	57	570	24.12	16.3	2.41	12.9	15.9	0.06	1	0.28	322	0.065
BLK	Blank		<2																		
BLK	Blank		<2																		
BLK	Blank																				
BLK	Blank																				
BLK	Blank																				
BLK	Blank		<2																		
BLK	Blank		<2																		
BLK	Blank		<2																		
BLK	Blank		<2																		
BLK	Blank		<2																		
BLK	Blank			<0.1	<0.1	<0.1	<1	<0.1	<0.1	<0.2	<1	<0.01	<1	<0.1	<0.1	<1	<0.1	<0.1	<0.1	<1	<0.01
BLK	Blank			<0.1	<0.1	<0.1	<1	<0.1	<0.1	<0.2	<1	<0.01	<1	<0.1	<0.1	<1	<0.1	<0.1	<0.1	<1	<0.01

This report supersedes all previous preliminary and final reports with this file number dated prior to the date on this certificate. Signature indicates final approval; preliminary reports are unsigned and should be used for reference only.

BUREAU VERITAS
MINERAL LABORATORIES
Canada

www.bureauveritas.com/um

Bureau Veritas Commodities Canada Ltd.
9050 Shaughnessy St Vancouver British Columbia V6P 6E5 Canada
PHONE (604) 253-3158

Client: **Luckystrike Resources Ltd.**
1010 – 1130 West Pender Street
Vancouver British Columbia V6E 4A4 Canada

Project: LUC
Report Date: October 24, 2018

QUALITY CONTROL REPORT WHI18000810.1

		MA200 P % 0.001	MA200 La ppm 0.1	MA200 Cr ppm 1	MA200 Mg % 0.01	MA200 Ba ppm 1	MA200 Ti % 0.001	MA200 Al % 0.01	MA200 Na % 0.001	MA200 K % 0.01	MA200 W ppm 0.1	MA200 Zr ppm 0.1	MA200 Ce ppm 1	MA200 Sn ppm 0.1	MA200 Y ppm 0.1	MA200 Nb ppm 0.1	MA200 Ta ppm 0.1	MA200 Be ppm 1	MA200 Sc ppm 1	MA200 Li ppm 0.1	MA200 S % 0.1
STD OREAS45EA	Standard																				
STD OREAS45EA	Standard																				
STD OREAS45E	Standard	0.034	12.4	969	0.15	253	0.526	6.91	0.062	0.35	1.0	91.6	26	1.4	8.2	5.9	0.5	<1	91	7.5	<0.1
STD OREAS45E	Standard	0.039	11.9	1022	0.17	271	0.565	6.81	0.070	0.35	1.1	100.5	25	1.6	8.4	6.6	0.6	<1	99	8.0	<0.1
STD OREAS45E	Standard	0.036	7.3	971	0.15	250	0.544	6.48	0.057	0.33	1.0	95.8	19	1.4	6.4	6.5	0.5	<1	85	7.0	<0.1
STD OXC145	Standard																				
STD OXC145	Standard																				
STD OXC145	Standard																				
STD OXC145	Standard																				
STD OXH139	Standard																				
STD OXH139	Standard																				
STD OXH139	Standard																				
STD DS11 Expected																					
STD OXH139 Expected																					
STD OXC145 Expected																					
STD OREAS25A-4A Expected		0.048	21.8	115	0.327	147	0.977	8.87	0.134	0.482	2	155	48.9	4.06	10.5	20.9	1.5	0.93	13.7	36.7	0.047
STD OREAS45E Expected		0.034	11	979	0.156	252	0.559	6.78	0.059	0.324	1.07	97	23.5	1.32	8.28	6.8	0.54		93	6.58	0.046
BLK	Blank																				
BLK	Blank																				
BLK	Blank																				
BLK	Blank																				
BLK	Blank																				
BLK	Blank																				
BLK	Blank																				
BLK	Blank																				
BLK	Blank																				
BLK	Blank	<0.001	<0.1	2	<0.01	<1	<0.001	<0.01	0.001	<0.01	<0.1	<0.1	<1	<0.1	<0.1	<0.1	<0.1	<1	<1	<0.1	<0.1
BLK	Blank	<0.001	<0.1	<1	<0.01	<1	<0.001	<0.01	0.001	<0.01	<0.1	<0.1	<1	<0.1	<0.1	<0.1	<0.1	<1	<1	<0.1	<0.1

This report supersedes all previous preliminary and final reports with this file number dated prior to the date on this certificate. Signature indicates final approval; preliminary reports are unsigned and should be used for reference only.

BUREAU VERITAS
MINERAL LABORATORIES
Canada

www.bureauveritas.com/um

Bureau Veritas Commodities Canada Ltd.
9050 Shaughnessy St Vancouver British Columbia V6P 6E5 Canada
PHONE (604) 253-3158

Client: **Luckystrike Resources Ltd.**
1010 – 1130 West Pender Street
Vancouver British Columbia V6E 4A4 Canada

Project: LUC
Report Date: October 24, 2018

QUALITY CONTROL REPORT WHI18000810.1

		MA200 Rb ppm 0.1	MA200 Hf ppm 0.1	MA200 In ppm 0.05	MA200 Re ppm 0.005	MA200 Se ppm 1	MA200 Te ppm 0.5	MA200 Tl ppm 0.5	AQ200 Hg ppm 0.01
STD OREAS45EA	Standard								0.02
STD OREAS45EA	Standard								0.01
STD OREAS45E	Standard	21.7	2.8	0.07	<0.005	3	<0.5	<0.5	
STD OREAS45E	Standard	24.5	3.2	0.09	<0.005	3	<0.5	<0.5	
STD OREAS45E	Standard	20.9	3.0	0.09	<0.005	3	<0.5	<0.5	
STD OXC145	Standard								
STD OXC145	Standard								
STD OXC145	Standard								
STD OXC145	Standard								
STD OXH139	Standard								
STD OXH139	Standard								
STD OXH139	Standard								
STD DS11 Expected									0.26
STD OXH139 Expected									
STD OXC145 Expected									
STD OREAS25A-4A Expected		61	4.28	0.09		2.5		0.35	
STD OREAS45E Expected		21.2	3.11	0.099		2.97	0.1	0.15	
BLK	Blank								
BLK	Blank								
BLK	Blank								<0.01
BLK	Blank								<0.01
BLK	Blank								<0.01
BLK	Blank								
BLK	Blank								
BLK	Blank								
BLK	Blank								
BLK	Blank								
BLK	Blank	0.1	<0.1	<0.05	<0.005	<1	<0.5	<0.5	
BLK	Blank	<0.1	<0.1	<0.05	<0.005	<1	<0.5	<0.5	

This report supersedes all previous preliminary and final reports with this file number dated prior to the date on this certificate. Signature indicates final approval; preliminary reports are unsigned and should be used for reference only.

BUREAU VERITAS
MINERAL LABORATORIES
Canada

www.bureauveritas.com/um

Bureau Veritas Commodities Canada Ltd.

9050 Shaughnessy St Vancouver British Columbia V6P 6E5 Canada
PHONE (604) 253-3158

Client: **Luckystrike Resources Ltd.**
1010 – 1130 West Pender Street
Vancouver British Columbia V6E 4A4 Canada

Project: LUC
Report Date: October 24, 2018

QUALITY CONTROL REPORT WHI18000810.1

		WGHT	FA350	MA200	MA200	MA200	MA200	MA200	MA200	MA200	MA200	MA200	MA200	MA200	MA200	MA200	MA200	MA200	MA200	MA200	MA200
		Wgt	Au	Mo	Cu	Pb	Zn	Ag	Ni	Co	Mn	Fe	As	U	Th	Sr	Cd	Sb	Bi	V	Ca
		kg	ppb	ppm	ppm	ppm	ppm	ppm	ppm	ppm	ppm	%	ppm	ppm	ppm	ppm	ppm	ppm	ppm	ppm	%
		0.01	2	0.1	0.1	0.1	1	0.1	0.1	0.2	1	0.01	1	0.1	0.1	1	0.1	0.1	0.1	1	0.01
BLK	Blank			<0.1	0.2	<0.1	<1	<0.1	0.1	<0.2	2	<0.01	<1	<0.1	<0.1	<1	<0.1	<0.1	<0.1	<1	<0.01
Prep Wash																					
ROCK-WHI	Prep Blank		<2	1.3	3.7	3.0	34	<0.1	0.6	3.6	627	1.99	2	1.2	3.0	193	<0.1	0.1	<0.1	32	1.52
ROCK-WHI	Prep Blank		<2	1.2	4.1	3.1	46	<0.1	0.7	4.1	692	2.12	2	1.3	3.1	202	<0.1	0.1	<0.1	34	1.57

This report supersedes all previous preliminary and final reports with this file number dated prior to the date on this certificate. Signature indicates final approval; preliminary reports are unsigned and should be used for reference only.

BUREAU VERITAS
MINERAL LABORATORIES
Canada

www.bureauveritas.com/um

Bureau Veritas Commodities Canada Ltd.

9050 Shaughnessy St Vancouver British Columbia V6P 6E5 Canada
PHONE (604) 253-3158

Client: **Luckystrike Resources Ltd.**
1010 – 1130 West Pender Street
Vancouver British Columbia V6E 4A4 Canada

Project: LUC
Report Date: October 24, 2018

QUALITY CONTROL REPORT WHI18000810.1

		MA200	MA200	MA200	MA200	MA200	MA200	MA200	MA200	MA200	MA200	MA200	MA200	MA200	MA200	MA200	MA200	MA200	MA200	MA200	MA200
		P	La	Cr	Mg	Ba	Ti	Al	Na	K	W	Zr	Ce	Sn	Y	Nb	Ta	Be	Sc	Li	S
		%	ppm	ppm	%	ppm	%	%	%	%	ppm	ppm	ppm	ppm	ppm	ppm	ppm	ppm	ppm	ppm	%
		0.001	0.1	1	0.01	1	0.001	0.01	0.001	0.01	0.1	0.1	1	0.1	0.1	0.1	0.1	1	1	0.1	0.1
BLK	Blank	<0.001	<0.1	<1	<0.01	<1	<0.001	<0.01	0.001	<0.01	<0.1	<0.1	<1	<0.1	<0.1	<0.1	<0.1	<1	<1	<0.1	<0.1
Prep Wash																					
ROCK-WHI	Prep Blank	0.041	13.6	3	0.44	811	0.201	6.62	3.295	1.72	0.3	48.8	25	0.8	16.4	5.4	0.4	<1	7	2.8	<0.1
ROCK-WHI	Prep Blank	0.044	13.7	4	0.47	855	0.215	6.86	3.387	1.71	0.3	53.4	25	0.8	17.3	5.9	0.4	1	7	2.7	<0.1

This report supersedes all previous preliminary and final reports with this file number dated prior to the date on this certificate. Signature indicates final approval; preliminary reports are unsigned and should be used for reference only.

BUREAU VERITAS
MINERAL LABORATORIES
Canada

www.bureauveritas.com/um

Bureau Veritas Commodities Canada Ltd.
9050 Shaughnessy St Vancouver British Columbia V6P 6E5 Canada
PHONE (604) 253-3158

Client: **Luckystrike Resources Ltd.**
1010 – 1130 West Pender Street
Vancouver British Columbia V6E 4A4 Canada

Project: LUC
Report Date: October 24, 2018

QUALITY CONTROL REPORT WHI18000810.1

		MA200 Rb ppm 0.1	MA200 Hf ppm 0.1	MA200 In ppm 0.05	MA200 Re ppm 0.005	MA200 Se ppm 1	MA200 Te ppm 0.5	MA200 Tl ppm 0.5	AQ200 Hg ppm 0.01
BLK	Blank	<0.1	<0.1	<0.05	<0.005	<1	<0.5	<0.5	
Prep Wash									
ROCK-WHI	Prep Blank	35.9	1.7	<0.05	<0.005	<1	<0.5	<0.5	<0.01
ROCK-WHI	Prep Blank	37.6	1.7	<0.05	<0.005	<1	<0.5	<0.5	<0.01

This report supersedes all previous preliminary and final reports with this file number dated prior to the date on this certificate. Signature indicates final approval; preliminary reports are unsigned and should be used for reference only.

LSTR-18-11 Assay Certificate WHI18000812.1

BUREAU VERITAS
MINERAL LABORATORIES
Canada

www.bureauveritas.com/um

Bureau Veritas Commodities Canada Ltd.
9050 Shaughnessy St Vancouver British Columbia V6P 6E5 Canada
PHONE (604) 253-3158

Client: **Luckystrike Resources Ltd.**
1010 – 1130 West Pender Street
Vancouver British Columbia V6E 4A4 Canada

Submitted By:	Email Distribution
Receiving Lab:	Canada-Whitehorse
Received:	August 31, 2018
Report Date:	October 24, 2018
Page:	1 of 4

CERTIFICATE OF ANALYSIS WHI18000812.1

CLIENT JOB INFORMATION

Project:	LUC
Shipment ID:	LUC-2018-TR-11
P.O. Number	
Number of Samples:	85

SAMPLE DISPOSAL

STOR-PLP	Store After 90 days Invoice for Storage
STOR-RJT	Store After 60 days Invoice for Storage

Bureau Veritas does not accept responsibility for samples left at the laboratory after 90 days without prior written instructions for sample storage or return.

SAMPLE PREPARATION AND ANALYTICAL PROCEDURES

Procedure Code	Number of Samples	Code Description	Test Wgt (g)	Report Status	Lab
PRP70-250	83	Crush, split and pulverize 250 g rock to 200 mesh			WHI
SLBHP	2	Sort, label and box pulps			WHI
FA350-Au	85	50g Fire assay fusion Au by ICP-ES	50	Completed	VAN
EN002	85	Environmental disposal charge-Fire assay lead waste			VAN
MA200	85	4 Acid digestion ICP-MS analysis	0.25	Completed	VAN
AQ200-HG	85	Hg by AR digestion ICP-MS analysis	0.5	Completed	VAN
SHP01	85	Per sample shipping charges for branch shipments			VAN

ADDITIONAL COMMENTS

Invoice To: Luckystrike Resources Ltd.
1010 – 1130 West Pender Street
Vancouver British Columbia V6E 4A4
Canada

CC:

BRITISH COLUMBIA CERTIFIED ASSAYER
Marcus Lau
MARCUS LAU
Production Manager

This report supersedes all previous preliminary and final reports with this file number dated prior to the date on this certificate. Signature indicates final approval; preliminary reports are unsigned and should be used for reference only.
All results are considered the confidential property of the client. Bureau Veritas assumes the liabilities for actual cost of analysis only. Results apply to samples as submitted.
"*" asterisk indicates that an analytical result could not be provided due to unusually high levels of interference from other elements.

BUREAU VERITAS
MINERAL LABORATORIES
Canada

www.bureauveritas.com/um

Bureau Veritas Commodities Canada Ltd.

9050 Shaughnessy St Vancouver British Columbia V6P 6E5 Canada
PHONE (604) 253-3158

Client: **Luckystrike Resources Ltd.**
1010 – 1130 West Pender Street
Vancouver British Columbia V6E 4A4 Canada

Project: LUC
Report Date: October 24, 2018

CERTIFICATE OF ANALYSIS WHI18000812.1

	Method	WGHT	FA350	MA200	MA200	MA200	MA200	MA200	MA200	MA200	MA200	MA200	MA200	MA200	MA200	MA200	MA200	MA200	MA200	MA200	MA200
	Analyte	Wgt	Au	Mo	Cu	Pb	Zn	Ag	Ni	Co	Mn	Fe	As	U	Th	Sr	Cd	Sb	Bi	V	Ca
	Unit	kg	ppb	ppm	ppm	ppm	ppm	ppm	ppm	ppm	ppm	%	ppm	ppm	ppm	ppm	ppm	ppm	ppm	ppm	%
	MDL	0.01	2	0.1	0.1	0.1	1	0.1	0.1	0.2	1	0.01	1	0.1	0.1	1	0.1	0.1	0.1	1	0.01
1317801	Rock	2.77	9	11.4	32.6	30.1	27	0.5	9.7	1.4	76	1.75	68	3.4	10.9	108	0.4	5.8	0.1	212	0.02
1317802	Rock	3.40	13	10.7	39.9	30.7	43	0.5	18.3	2.5	113	2.38	67	3.6	10.3	114	0.4	5.4	0.2	196	0.04
1317803	Rock	5.53	14	17.1	76.7	22.8	133	0.4	24.0	3.1	145	6.64	219	6.7	4.1	104	1.2	8.3	0.2	168	0.04
1317804	Rock	3.88	12	23.5	76.3	16.0	140	0.4	34.4	4.2	206	6.68	168	10.9	5.4	107	0.8	7.7	0.1	104	0.04
1317805	Rock	4.25	18	21.7	68.0	23.1	286	0.2	75.3	3.8	130	10.32	116	7.6	11.6	163	0.8	13.7	0.1	205	0.05
1317806	Rock	3.87	9	7.0	38.6	18.5	28	0.1	12.2	1.3	76	1.76	53	4.5	14.9	165	0.4	4.3	0.1	90	0.03
1317807	Rock	3.40	9	6.2	69.7	18.4	78	0.2	28.1	5.1	137	2.45	41	3.7	12.3	126	0.5	3.3	0.1	101	0.04
1317808	Rock	3.83	9	4.7	107.2	18.5	124	0.1	35.0	6.4	222	3.44	22	5.6	13.8	97	0.7	2.4	<0.1	100	0.05
1317809	Rock	3.85	7	5.9	99.4	19.5	188	0.2	44.2	12.7	406	3.78	13	4.5	17.9	98	0.7	2.6	0.1	97	0.07
1317810	Rock	4.08	25	21.2	46.6	18.7	106	0.2	28.7	9.2	439	3.39	21	3.9	12.2	58	0.7	5.1	0.1	71	0.05
1317811	Rock	4.61	10	4.5	36.1	19.0	66	0.1	16.6	5.3	207	1.71	19	2.9	9.3	67	0.3	3.9	0.1	72	0.06
1317812	Rock	3.68	26	6.8	61.9	22.0	123	0.1	40.7	10.6	326	3.38	24	4.1	12.8	119	0.6	8.3	0.2	137	0.09
1317813	Rock	4.71	12	6.1	80.7	22.1	148	<0.1	51.4	13.1	349	4.29	22	3.8	13.9	132	0.5	10.4	0.1	93	0.09
1317814	Rock	5.31	22	6.5	71.7	17.2	184	0.1	59.0	14.7	327	4.64	10	2.8	16.7	96	0.5	8.2	0.1	93	0.09
1317815	Rock	5.98	13	5.3	47.4	19.5	164	0.1	57.4	16.8	567	4.83	13	3.7	14.5	106	0.5	6.6	0.2	76	0.10
1317816	Rock	8.15	22	12.3	70.6	22.0	150	0.2	48.0	21.4	1369	4.30	30	5.2	10.5	156	0.8	12.6	0.1	95	0.10
1317817	Rock	4.90	25	9.4	26.4	25.3	189	<0.1	71.3	23.9	1269	5.05	14	2.8	14.0	142	0.5	4.9	<0.1	106	0.13
1317818	Rock	5.03	60	7.0	35.2	17.2	147	0.1	62.1	20.0	1429	4.26	12	2.8	13.2	150	0.3	5.2	0.1	120	0.16
1317819	Rock	4.91	42	5.3	29.5	19.3	185	<0.1	72.3	23.9	1645	5.35	13	2.3	15.0	133	0.3	5.1	<0.1	122	0.17
1317820	Rock	6.58	14	4.0	26.8	14.5	130	<0.1	48.7	19.4	1082	4.50	16	2.1	10.9	87	0.4	5.1	<0.1	82	0.09
1317821	Rock	6.01	155	76.4	48.9	57.4	153	0.3	52.5	12.2	555	5.55	24	11.4	9.5	678	0.8	18.7	0.3	71	0.09
1317822	Rock	6.78	48	22.3	42.1	30.9	101	0.2	40.6	10.0	418	3.73	16	8.4	8.8	323	0.6	12.6	0.1	84	0.10
1317823	Rock	4.55	13	6.3	26.8	29.5	35	0.1	21.0	5.6	302	1.24	14	2.8	7.8	322	0.3	11.3	0.1	65	0.15
1317824	Rock	6.66	77	31.3	37.0	157.0	64	0.5	26.6	7.4	220	2.50	30	7.1	4.4	986	0.4	14.8	0.1	62	0.16
1317825	Rock Pulp	0.09	978	12.8	>10000	18.4	138	4.4	622.9	20.0	903	8.24	4	0.2	1.6	151	0.5	17.6	0.9	101	2.13
1317826	Rock Pulp	0.06	9	7.7	51.3	4.9	64	0.1	37.4	12.7	821	4.25	6	0.5	1.5	307	0.2	1.1	<0.1	124	2.85
1317827	Rock	5.98	32	23.9	41.4	40.4	91	0.2	43.6	21.0	590	2.84	16	2.6	6.7	433	0.4	12.9	<0.1	93	0.14
1317828	Rock	5.94	51	6.2	28.5	11.0	142	0.1	36.3	7.5	266	3.39	12	2.0	9.2	120	0.4	11.1	<0.1	82	0.12
1317829	Rock	4.59	156	73.4	43.8	173.9	174	0.4	31.1	13.9	732	3.40	15	1.8	9.5	271	0.9	12.1	<0.1	42	0.11
1317830	Rock	5.28	143	114.1	47.5	128.1	252	0.8	52.5	15.7	382	5.18	12	2.1	7.0	98	0.8	11.8	0.5	30	0.09

This report supersedes all previous preliminary and final reports with this file number dated prior to the date on this certificate. Signature indicates final approval; preliminary reports are unsigned and should be used for reference only.

BUREAU VERITAS
MINERAL LABORATORIES
Canada

www.bureauveritas.com/um

Bureau Veritas Commodities Canada Ltd.

9050 Shaughnessy St Vancouver British Columbia V6P 6E5 Canada
PHONE (604) 253-3158

Client: **Luckystrike Resources Ltd.**
1010 – 1130 West Pender Street
Vancouver British Columbia V6E 4A4 Canada

Project: LUC
Report Date: October 24, 2018

CERTIFICATE OF ANALYSIS WHI18000812.1

	Method	MA200	MA200	MA200	MA200	MA200	MA200	MA200	MA200	MA200	MA200	MA200	MA200	MA200	MA200	MA200	MA200	MA200	MA200	MA200	MA200
	Analyte	P	La	Cr	Mg	Ba	Ti	Al	Na	K	W	Zr	Ce	Sn	Y	Nb	Ta	Be	Sc	Li	S
	Unit	%	ppm	ppm	%	ppm	%	%	%	%	ppm	ppm	ppm	ppm	ppm	ppm	ppm	ppm	ppm	ppm	%
	MDL	0.001	0.1	1	0.01	1	0.001	0.01	0.001	0.01	0.1	0.1	1	0.1	0.1	0.1	0.1	1	1	0.1	0.1
1317801	Rock	0.048	32.7	74	0.20	2294	0.194	5.03	0.116	2.02	1.0	17.8	63	0.8	9.6	2.6	0.1	2	11	9.2	<0.1
1317802	Rock	0.054	28.7	88	0.21	2433	0.220	4.94	0.096	2.09	1.5	19.4	58	1.1	7.9	3.5	0.2	1	13	9.9	<0.1
1317803	Rock	0.159	12.6	88	0.09	1139	0.111	2.35	0.016	0.58	1.1	11.0	26	1.2	6.9	3.4	0.2	<1	6	13.4	0.1
1317804	Rock	0.208	18.6	60	0.11	1220	0.161	3.51	0.022	0.99	1.1	10.7	36	1.0	9.0	4.8	0.3	<1	7	18.0	<0.1
1317805	Rock	0.238	30.2	74	0.17	1318	0.244	4.63	0.035	1.47	2.3	13.3	58	1.3	17.5	7.6	0.5	3	12	16.0	<0.1
1317806	Rock	0.048	34.1	45	0.15	1454	0.368	6.44	0.048	1.83	3.0	12.9	65	1.2	9.1	11.9	0.8	1	10	22.6	<0.1
1317807	Rock	0.037	30.3	44	0.20	1846	0.244	5.02	0.069	1.97	5.4	15.2	64	0.9	12.0	6.5	0.4	1	11	11.9	<0.1
1317808	Rock	0.046	35.1	50	0.41	1782	0.308	5.69	0.054	2.29	2.5	11.2	76	1.1	14.0	8.2	0.4	1	14	11.8	<0.1
1317809	Rock	0.045	54.6	50	0.46	2600	0.317	6.89	0.173	3.73	3.1	15.9	114	1.3	23.2	10.1	0.5	3	12	10.0	<0.1
1317810	Rock	0.064	32.3	40	0.34	1469	0.246	4.69	0.036	2.06	2.2	12.9	62	1.3	14.2	7.6	0.5	1	11	14.1	<0.1
1317811	Rock	0.032	24.5	29	0.19	1032	0.175	4.22	0.057	2.28	2.5	14.0	48	1.5	9.9	6.2	0.5	<1	6	8.8	<0.1
1317812	Rock	0.051	43.3	68	0.30	1035	0.433	6.04	0.074	3.76	11.0	25.2	85	2.3	13.6	17.2	1.1	1	13	15.3	<0.1
1317813	Rock	0.052	39.6	55	0.39	732	0.374	6.99	0.071	4.26	7.9	18.5	85	2.4	16.0	13.9	0.9	2	14	20.0	<0.1
1317814	Rock	0.044	51.7	60	0.42	941	0.364	7.57	0.090	4.49	10.5	17.0	110	2.1	15.7	12.3	0.9	2	13	17.9	<0.1
1317815	Rock	0.053	39.0	58	0.35	730	0.387	7.02	0.059	2.90	6.4	22.6	77	2.6	18.1	14.2	1.0	3	14	29.8	<0.1
1317816	Rock	0.076	36.2	42	0.18	598	0.256	5.21	0.064	3.07	11.5	23.3	72	1.8	14.1	10.4	0.8	2	12	19.4	<0.1
1317817	Rock	0.048	42.1	54	0.36	904	0.289	7.37	0.174	4.06	13.2	27.1	91	2.0	13.0	10.2	0.6	3	15	16.8	<0.1
1317818	Rock	0.040	43.6	56	0.34	905	0.279	7.49	0.170	3.82	12.0	20.1	88	1.9	12.1	9.1	0.6	2	14	19.2	<0.1
1317819	Rock	0.062	48.3	69	0.40	864	0.302	8.22	0.136	3.93	12.8	19.0	102	1.9	15.7	11.2	0.6	2	16	20.0	<0.1
1317820	Rock	0.030	34.3	51	0.34	700	0.226	6.39	0.150	3.31	4.7	21.5	74	1.7	9.4	8.3	0.4	2	12	18.1	<0.1
1317821	Rock	0.114	31.2	60	0.11	723	0.127	3.79	0.044	1.99	4.3	20.4	59	0.8	12.2	3.9	0.2	2	7	31.0	<0.1
1317822	Rock	0.072	27.8	48	0.11	649	0.141	4.20	0.066	2.83	7.3	18.8	56	1.1	10.6	4.4	0.3	<1	8	22.1	<0.1
1317823	Rock	0.028	20.7	71	0.13	509	0.314	4.58	0.061	2.00	9.4	23.3	49	1.4	6.0	9.3	0.7	1	7	17.4	<0.1
1317824	Rock	0.087	14.3	52	0.07	571	0.114	2.49	0.027	1.00	4.9	17.1	30	0.7	8.5	3.5	0.2	2	4	15.6	<0.1
1317825	Rock Pulp	0.061	3.5	625	1.07	73	0.139	5.08	0.229	2.85	3.2	12.7	8	1.8	5.8	4.8	0.2	<1	8	9.2	1.3
1317826	Rock Pulp	0.053	6.5	48	1.33	524	0.364	6.40	2.337	0.91	0.9	26.7	17	1.7	15.6	4.0	0.2	<1	15	13.3	<0.1
1317827	Rock	0.049	20.1	51	0.12	1176	0.171	4.19	0.075	1.76	6.4	20.3	46	0.9	8.1	3.5	0.2	1	9	19.5	<0.1
1317828	Rock	0.039	25.7	53	0.11	587	0.158	5.47	0.052	2.38	8.7	22.8	58	0.7	9.1	3.9	0.3	2	10	22.9	<0.1
1317829	Rock	0.029	17.7	32	0.07	1106	0.103	3.39	0.034	1.98	5.2	23.6	40	0.5	7.3	3.4	0.2	<1	5	24.5	<0.1
1317830	Rock	0.038	15.2	28	0.04	678	0.068	3.10	0.019	1.59	4.5	25.9	33	0.2	6.4	2.4	0.1	1	8	17.1	<0.1

This report supersedes all previous preliminary and final reports with this file number dated prior to the date on this certificate. Signature indicates final approval; preliminary reports are unsigned and should be used for reference only.

BUREAU VERITAS
MINERAL LABORATORIES
Canada

www.bureauveritas.com/um

Bureau Veritas Commodities Canada Ltd.

9050 Shaughnessy St Vancouver British Columbia V6P 6E5 Canada
PHONE (604) 253-3158

Client: **Luckystrike Resources Ltd.**
1010 – 1130 West Pender Street
Vancouver British Columbia V6E 4A4 Canada

Project: LUC
Report Date: October 24, 2018

CERTIFICATE OF ANALYSIS WHI18000812.1

	Method	MA200	MA200	MA200	MA200	MA200	MA200	MA200	AQ200
	Analyte	Rb	Hf	In	Re	Se	Te	Tl	Hg
	Unit	ppm	ppm	ppm	ppm	ppm	ppm	ppm	ppm
	MDL	0.1	0.1	0.05	0.005	1	0.5	0.5	0.01
1317801	Rock	67.4	0.4	0.05	<0.005	2	<0.5	0.6	0.06
1317802	Rock	65.6	0.6	0.06	0.006	4	<0.5	0.6	0.09
1317803	Rock	25.6	0.2	<0.05	<0.005	4	<0.5	0.7	0.12
1317804	Rock	38.3	0.3	<0.05	0.006	3	<0.5	0.7	0.19
1317805	Rock	54.9	0.3	0.11	<0.005	4	<0.5	0.6	0.14
1317806	Rock	49.2	0.4	0.06	<0.005	<1	<0.5	<0.5	0.07
1317807	Rock	60.2	0.4	<0.05	<0.005	2	<0.5	0.5	0.20
1317808	Rock	103.9	0.3	0.05	<0.005	<1	<0.5	1.7	0.11
1317809	Rock	106.8	0.4	<0.05	<0.005	<1	<0.5	0.7	0.10
1317810	Rock	79.7	0.4	<0.05	0.006	1	<0.5	0.7	0.16
1317811	Rock	71.9	0.4	<0.05	<0.005	2	<0.5	<0.5	0.17
1317812	Rock	103.8	0.7	<0.05	<0.005	<1	<0.5	0.6	0.26
1317813	Rock	139.0	0.5	0.09	0.010	<1	<0.5	0.7	0.17
1317814	Rock	120.5	0.5	0.07	<0.005	<1	<0.5	0.8	0.16
1317815	Rock	114.1	0.6	0.13	<0.005	1	<0.5	0.7	0.22
1317816	Rock	80.8	0.6	<0.05	0.005	<1	<0.5	0.7	0.40
1317817	Rock	127.0	0.9	0.08	0.005	<1	<0.5	0.7	0.17
1317818	Rock	106.9	0.6	0.12	<0.005	<1	<0.5	0.7	0.22
1317819	Rock	127.7	0.4	0.08	<0.005	<1	<0.5	0.8	0.18
1317820	Rock	109.4	0.6	<0.05	0.006	<1	<0.5	0.6	0.10
1317821	Rock	44.2	0.5	<0.05	<0.005	1	<0.5	<0.5	0.36
1317822	Rock	60.8	0.5	0.08	0.007	<1	<0.5	<0.5	0.20
1317823	Rock	82.4	0.9	0.08	<0.005	<1	<0.5	0.5	0.10
1317824	Rock	29.2	0.4	<0.05	<0.005	2	<0.5	<0.5	0.44
1317825	Rock Pulp	58.9	0.4	0.13	0.012	8	0.7	0.5	1.49
1317826	Rock Pulp	15.7	1.1	0.05	0.006	<1	0.6	<0.5	0.02
1317827	Rock	52.6	0.5	<0.05	<0.005	<1	<0.5	<0.5	0.17
1317828	Rock	61.8	0.6	<0.05	<0.005	<1	<0.5	<0.5	0.19
1317829	Rock	41.6	0.6	<0.05	<0.005	<1	<0.5	<0.5	0.37
1317830	Rock	27.9	0.7	<0.05	<0.005	<1	<0.5	<0.5	0.35

This report supersedes all previous preliminary and final reports with this file number dated prior to the date on this certificate. Signature indicates final approval; preliminary reports are unsigned and should be used for reference only.

BUREAU VERITAS
MINERAL LABORATORIES
Canada

www.bureauveritas.com/um

Bureau Veritas Commodities Canada Ltd.

9050 Shaughnessy St Vancouver British Columbia V6P 6E5 Canada
PHONE (604) 253-3158

Client: **Luckystrike Resources Ltd.**
1010 – 1130 West Pender Street
Vancouver British Columbia V6E 4A4 Canada

Project: LUC
Report Date: October 24, 2018

CERTIFICATE OF ANALYSIS WHI18000812.1

	Method	WGHT	FA350	MA200	MA200	MA200	MA200	MA200	MA200	MA200	MA200	MA200	MA200	MA200	MA200	MA200	MA200	MA200	MA200	MA200	MA200
	Analyte	Wgt	Au	Mo	Cu	Pb	Zn	Ag	Ni	Co	Mn	Fe	As	U	Th	Sr	Cd	Sb	Bi	V	Ca
	Unit	kg	ppb	ppm	ppm	ppm	ppm	ppm	ppm	ppm	ppm	%	ppm	ppm	ppm	ppm	ppm	ppm	ppm	ppm	%
	MDL	0.01	2	0.1	0.1	0.1	1	0.1	0.1	0.2	1	0.01	1	0.1	0.1	1	0.1	0.1	0.1	1	0.01
1317831	Rock	4.36	127	112.5	32.5	22.3	255	0.3	104.7	25.9	1965	8.33	13	2.8	6.2	129	1.3	12.6	0.1	111	0.21
1317832	Rock	4.11	79	19.4	30.0	11.9	133	0.1	56.7	19.9	1414	4.25	3	1.1	5.4	101	0.2	4.1	<0.1	115	0.28
1317833	Rock	5.18	16	21.1	5.2	16.8	65	<0.1	31.1	8.6	765	2.44	1	1.0	7.9	104	0.2	2.1	<0.1	48	0.22
1317834	Rock	5.59	124	116.9	8.6	22.2	63	0.3	29.3	11.3	997	2.24	3	1.2	11.0	96	0.4	3.4	<0.1	31	0.20
1317835	Rock	5.53	116	60.3	10.5	21.3	89	0.2	35.9	12.0	1006	3.01	4	1.6	8.9	124	0.4	3.1	<0.1	37	0.22
1317836	Rock	5.87	9	6.8	5.6	20.4	64	<0.1	16.0	7.5	809	3.38	2	1.0	8.5	296	0.1	1.9	<0.1	33	0.18
1317837	Rock	5.26	5	6.8	9.6	19.8	45	<0.1	8.6	5.4	434	2.40	2	0.9	9.9	294	0.1	2.3	<0.1	35	0.22
1317838	Rock	5.33	6	3.5	26.0	20.4	41	<0.1	7.8	5.4	430	2.40	4	0.9	12.3	273	<0.1	5.6	<0.1	37	0.22
1317839	Rock	4.95	10	13.8	19.8	19.0	41	<0.1	7.9	5.4	393	2.31	3	0.9	11.1	229	0.2	3.2	<0.1	45	0.29
1317840	Rock	5.54	15	17.9	5.6	14.5	27	<0.1	5.9	4.0	303	1.95	1	0.5	11.8	98	0.1	3.0	<0.1	33	0.22
1317841	Rock	4.25	58	6.4	125.9	59.5	53	0.5	21.4	1.6	74	2.07	45	3.0	4.5	116	0.2	8.2	<0.1	89	0.08
1317842	Rock	3.97	7	5.6	23.9	29.1	44	0.4	13.0	1.8	78	1.62	35	2.5	7.6	86	0.4	6.9	0.1	157	0.08
1317843	Rock	4.83	69	27.0	298.3	102.6	108	0.5	41.3	3.5	103	4.24	68	4.9	5.3	143	0.7	11.9	0.2	104	0.09
1317844	Rock	5.03	539	48.7	74.2	46.8	72	0.9	22.6	1.6	78	2.56	63	4.1	5.5	121	0.4	10.5	0.3	135	0.09
1317845	Rock	4.71	24	12.5	39.4	45.5	62	0.5	16.7	1.4	87	2.28	45	2.0	8.2	149	0.2	8.5	0.2	169	0.09
1317846	Rock	5.12	116	14.9	42.0	59.1	85	0.4	20.6	1.6	108	2.54	40	2.8	5.4	122	0.4	9.1	0.1	147	0.09
1317847	Rock	5.04	314	31.7	41.8	94.6	66	0.5	17.9	1.9	107	2.36	44	3.2	5.5	102	0.4	9.6	0.2	158	0.10
1317848	Rock	5.62	42	8.0	43.9	24.7	103	0.3	20.2	4.1	187	2.98	18	3.1	7.7	86	0.4	3.2	0.1	143	0.11
1317849	Rock	4.98	28	6.3	39.7	55.2	141	0.4	26.2	6.2	236	3.16	24	3.6	9.4	76	0.4	3.7	0.1	163	0.11
1317850	Rock	4.76	32	6.1	37.9	15.4	152	0.5	21.7	5.6	249	3.55	20	5.3	9.0	67	0.4	3.0	0.3	205	0.11
1317851	Rock	6.01	12	3.4	62.1	22.3	226	0.2	27.1	8.0	332	3.46	14	3.1	10.0	79	1.1	3.5	0.1	147	0.13
1317852	Rock	5.61	21	5.3	52.1	22.4	259	0.2	23.4	7.0	360	3.06	14	2.6	9.7	62	0.9	7.6	0.1	121	0.12
1317853	Rock	5.79	24	3.0	43.0	20.1	192	0.2	35.1	10.6	466	4.02	11	2.9	11.3	52	0.6	7.4	0.1	142	0.15
1317854	Rock	5.44	7	2.4	37.3	19.2	165	0.4	34.2	11.2	558	3.86	8	2.6	11.0	43	0.4	3.1	0.1	146	0.15
1317855	Rock	5.67	15	3.4	58.7	19.7	276	0.2	33.9	8.4	342	4.28	11	2.4	10.7	51	0.5	1.5	0.1	151	0.16
1317856	Rock	4.77	637	2.5	51.4	19.0	304	0.2	39.2	10.4	358	4.39	16	2.7	9.9	69	0.5	4.3	0.2	151	0.14
1317857	Rock	6.36	54	3.2	73.9	20.0	364	0.3	40.8	9.5	337	5.66	30	3.7	10.4	111	0.5	5.0	0.1	125	0.13
1317858	Rock	5.72	2737	18.9	60.1	32.7	191	0.8	22.6	6.0	147	6.67	138	4.8	6.1	162	0.6	8.7	0.2	116	0.14
1317859	Rock	6.56	207	5.2	63.1	18.6	249	0.5	27.5	6.3	251	3.64	34	3.3	9.4	102	0.4	8.0	0.2	163	0.11
1317860	Rock	5.08	52	4.5	56.9	15.5	205	0.3	26.4	9.8	915	3.37	20	3.5	6.6	64	0.4	15.2	<0.1	92	0.15

This report supersedes all previous preliminary and final reports with this file number dated prior to the date on this certificate. Signature indicates final approval; preliminary reports are unsigned and should be used for reference only.

BUREAU VERITAS
MINERAL LABORATORIES
Canada

www.bureauveritas.com/um

Bureau Veritas Commodities Canada Ltd.

9050 Shaughnessy St Vancouver British Columbia V6P 6E5 Canada
PHONE (604) 253-3158

Client: **Luckystrike Resources Ltd.**
1010 – 1130 West Pender Street
Vancouver British Columbia V6E 4A4 Canada

Project: LUC
Report Date: October 24, 2018

CERTIFICATE OF ANALYSIS WHI18000812.1

	Method	MA200	MA200	MA200	MA200	MA200	MA200	MA200	MA200	MA200	MA200	MA200	MA200	MA200	MA200	MA200	MA200	MA200	MA200	MA200	MA200
	Analyte	P	La	Cr	Mg	Ba	Ti	Al	Na	K	W	Zr	Ce	Sn	Y	Nb	Ta	Be	Sc	Li	S
	Unit	%	ppm	ppm	%	ppm	%	%	%	%	ppm	ppm	ppm	ppm	ppm	ppm	ppm	ppm	ppm	ppm	%
	MDL	0.001	0.1	1	0.01	1	0.001	0.01	0.001	0.01	0.1	0.1	1	0.1	0.1	0.1	0.1	1	1	0.1	0.1
1317831	Rock	0.101	21.7	32	0.10	1078	0.112	5.86	0.048	2.19	12.7	20.8	50	0.3	16.1	2.4	0.1	1	26	23.9	<0.1
1317832	Rock	0.086	15.9	96	0.44	1265	0.202	6.00	0.894	2.61	5.9	20.5	36	0.5	9.6	6.2	0.3	<1	16	16.2	<0.1
1317833	Rock	0.056	26.0	15	0.18	1431	0.181	6.34	1.051	3.23	8.7	25.3	57	0.4	9.1	5.6	0.3	1	6	10.5	<0.1
1317834	Rock	0.053	31.9	8	0.07	1456	0.146	5.53	0.640	4.08	8.6	27.8	66	0.5	8.4	4.6	0.2	<1	5	12.2	<0.1
1317835	Rock	0.054	27.5	17	0.10	1337	0.163	5.95	0.985	4.02	7.3	28.9	59	0.4	8.9	4.9	0.2	1	7	13.6	<0.1
1317836	Rock	0.058	34.2	6	0.15	1340	0.291	6.49	0.125	3.23	0.6	33.5	75	0.7	11.3	7.3	0.3	1	7	22.5	<0.1
1317837	Rock	0.065	32.6	6	0.15	1457	0.295	7.08	0.348	3.88	2.3	33.7	72	0.7	10.5	7.5	0.3	1	7	19.1	<0.1
1317838	Rock	0.068	41.1	6	0.17	1277	0.282	6.92	0.280	3.80	2.3	32.2	89	0.5	11.1	7.5	0.3	1	7	23.0	<0.1
1317839	Rock	0.062	34.4	12	0.22	1379	0.247	6.61	0.557	3.80	3.9	30.8	75	0.5	9.9	6.3	0.3	1	7	20.2	<0.1
1317840	Rock	0.053	37.4	6	0.09	1166	0.142	5.83	2.159	2.89	5.6	24.9	82	0.3	8.1	3.9	0.2	1	4	5.7	<0.1
1317841	Rock	0.056	13.1	41	0.07	1535	0.091	2.94	0.046	1.80	1.5	10.4	30	0.4	12.1	1.6	<0.1	<1	6	9.9	<0.1
1317842	Rock	0.044	20.4	54	0.18	1869	0.190	4.15	0.094	2.04	1.4	13.0	46	0.8	9.3	2.7	0.2	2	10	7.6	<0.1
1317843	Rock	0.116	16.7	77	0.10	1187	0.095	2.98	0.034	1.92	2.1	11.3	41	0.5	18.9	2.1	0.1	1	9	7.9	0.1
1317844	Rock	0.076	16.2	76	0.10	1824	0.108	2.73	0.046	1.92	1.2	16.8	35	0.7	9.0	2.1	0.1	<1	10	7.4	0.1
1317845	Rock	0.045	21.2	71	0.17	1765	0.178	3.90	0.078	1.78	3.0	18.5	46	0.8	6.9	3.4	0.2	2	10	9.0	<0.1
1317846	Rock	0.053	17.6	53	0.13	2272	0.140	3.11	0.050	2.01	3.2	14.0	37	0.5	6.3	2.9	0.2	1	7	7.8	<0.1
1317847	Rock	0.047	17.8	61	0.17	2324	0.162	3.18	0.069	1.77	2.7	17.3	36	0.8	7.0	3.6	0.2	1	8	7.7	<0.1
1317848	Rock	0.061	20.3	54	0.24	1661	0.211	4.48	0.094	2.46	3.7	14.7	46	1.3	7.3	4.2	0.2	1	9	7.7	0.2
1317849	Rock	0.062	25.2	58	0.31	1812	0.254	5.12	0.094	2.30	3.0	15.1	55	1.4	9.8	4.6	0.2	1	12	10.6	0.2
1317850	Rock	0.078	26.1	66	0.27	1596	0.296	4.86	0.049	2.69	3.1	18.1	59	1.8	12.9	4.7	0.2	1	14	14.1	0.2
1317851	Rock	0.075	28.1	48	0.21	809	0.242	5.45	0.065	2.82	6.5	15.2	65	1.6	13.5	8.1	0.4	1	12	13.3	<0.1
1317852	Rock	0.073	27.8	44	0.16	917	0.214	4.87	0.073	3.05	6.9	14.5	59	1.2	10.8	7.3	0.3	<1	9	9.8	<0.1
1317853	Rock	0.081	30.4	54	0.28	872	0.281	6.23	0.094	2.81	6.2	19.8	72	1.6	13.3	8.9	0.5	1	13	11.2	<0.1
1317854	Rock	0.081	30.1	54	0.24	888	0.255	5.30	0.093	2.87	3.4	14.2	68	1.5	12.6	9.2	0.5	1	11	9.1	<0.1
1317855	Rock	0.093	27.2	57	0.30	1067	0.263	5.57	0.104	2.86	1.9	12.7	62	1.6	11.6	9.5	0.5	1	11	8.3	<0.1
1317856	Rock	0.081	25.5	52	0.24	940	0.233	5.32	0.086	2.71	3.6	13.7	61	1.6	11.9	7.7	0.5	1	11	11.6	<0.1
1317857	Rock	0.105	27.1	53	0.18	877	0.202	5.31	0.079	2.73	4.1	13.0	60	1.3	13.7	7.4	0.4	2	10	13.0	<0.1
1317858	Rock	0.115	20.7	47	0.13	897	0.149	4.28	0.043	2.81	3.8	15.3	44	0.8	9.8	4.3	0.3	1	10	9.3	0.1
1317859	Rock	0.066	27.9	61	0.20	1479	0.262	5.23	0.078	3.07	5.7	17.2	64	1.7	13.0	7.1	0.3	1	10	9.9	<0.1
1317860	Rock	0.068	20.6	38	0.16	1670	0.283	6.09	0.055	3.73	11.2	12.6	49	1.5	11.4	6.3	0.3	<1	12	11.6	<0.1

This report supersedes all previous preliminary and final reports with this file number dated prior to the date on this certificate. Signature indicates final approval; preliminary reports are unsigned and should be used for reference only.

BUREAU VERITAS
MINERAL LABORATORIES
Canada

www.bureauveritas.com/um

Bureau Veritas Commodities Canada Ltd.

9050 Shaughnessy St Vancouver British Columbia V6P 6E5 Canada
PHONE (604) 253-3158

Client: **Luckystrike Resources Ltd.**
1010 – 1130 West Pender Street
Vancouver British Columbia V6E 4A4 Canada

Project: LUC
Report Date: October 24, 2018

CERTIFICATE OF ANALYSIS WHI18000812.1

	Method	MA200	MA200	MA200	MA200	MA200	MA200	MA200	AQ200
	Analyte	Rb	Hf	In	Re	Se	Te	Tl	Hg
	Unit	ppm	ppm	ppm	ppm	ppm	ppm	ppm	ppm
	MDL	0.1	0.1	0.05	0.005	1	0.5	0.5	0.01
1317831	Rock	48.3	0.7	0.08	<0.005	<1	<0.5	<0.5	0.21
1317832	Rock	80.0	0.6	0.05	0.006	<1	<0.5	0.5	0.09
1317833	Rock	85.5	0.8	<0.05	<0.005	<1	<0.5	0.6	0.10
1317834	Rock	81.1	0.8	<0.05	<0.005	<1	<0.5	0.7	0.28
1317835	Rock	83.1	0.9	<0.05	0.009	<1	<0.5	0.6	0.19
1317836	Rock	101.1	1.0	<0.05	<0.005	<1	<0.5	0.6	0.09
1317837	Rock	103.7	1.0	<0.05	<0.005	<1	<0.5	0.5	0.05
1317838	Rock	104.0	1.0	<0.05	<0.005	<1	<0.5	0.7	0.06
1317839	Rock	92.5	1.0	<0.05	<0.005	<1	<0.5	0.6	0.09
1317840	Rock	63.6	0.7	<0.05	<0.005	<1	<0.5	<0.5	0.10
1317841	Rock	36.3	0.2	<0.05	<0.005	2	<0.5	<0.5	0.10
1317842	Rock	64.7	0.4	<0.05	<0.005	<1	<0.5	0.6	0.06
1317843	Rock	42.6	0.3	0.06	<0.005	2	<0.5	<0.5	0.10
1317844	Rock	43.3	0.3	<0.05	<0.005	2	<0.5	0.6	0.15
1317845	Rock	59.6	0.4	<0.05	<0.005	2	<0.5	<0.5	0.09
1317846	Rock	44.8	0.3	<0.05	<0.005	3	<0.5	<0.5	0.11
1317847	Rock	52.9	0.4	<0.05	<0.005	4	<0.5	<0.5	0.17
1317848	Rock	79.0	0.5	0.09	<0.005	1	<0.5	0.5	0.08
1317849	Rock	88.0	0.3	0.05	<0.005	<1	<0.5	0.7	0.07
1317850	Rock	84.7	0.5	<0.05	<0.005	2	<0.5	0.5	0.09
1317851	Rock	86.6	0.4	<0.05	<0.005	2	<0.5	0.5	0.12
1317852	Rock	73.6	0.4	<0.05	<0.005	2	<0.5	<0.5	0.31
1317853	Rock	102.2	0.6	0.08	<0.005	2	<0.5	0.7	0.12
1317854	Rock	101.7	0.4	0.06	<0.005	1	<0.5	0.5	0.11
1317855	Rock	112.6	0.3	0.08	<0.005	1	<0.5	0.6	0.05
1317856	Rock	92.8	0.5	<0.05	<0.005	<1	<0.5	0.6	0.10
1317857	Rock	79.7	0.4	0.27	<0.005	1	<0.5	0.6	1.92
1317858	Rock	62.2	0.3	0.12	0.007	3	<0.5	0.6	0.25
1317859	Rock	78.3	0.4	<0.05	0.010	2	<0.5	0.7	0.27
1317860	Rock	73.4	0.3	<0.05	0.009	<1	<0.5	0.9	0.25

This report supersedes all previous preliminary and final reports with this file number dated prior to the date on this certificate. Signature indicates final approval; preliminary reports are unsigned and should be used for reference only.

BUREAU VERITAS
MINERAL LABORATORIES
Canada

www.bureauveritas.com/um

Bureau Veritas Commodities Canada Ltd.

9050 Shaughnessy St Vancouver British Columbia V6P 6E5 Canada
PHONE (604) 253-3158

Client: **Luckystrike Resources Ltd.**
1010 – 1130 West Pender Street
Vancouver British Columbia V6E 4A4 Canada

Project: LUC
Report Date: October 24, 2018

CERTIFICATE OF ANALYSIS WHI18000812.1

	Method	WGHT	FA350	MA200	MA200	MA200	MA200	MA200	MA200	MA200	MA200	MA200	MA200	MA200	MA200	MA200	MA200	MA200	MA200	MA200	MA200
	Analyte	Wgt	Au	Mo	Cu	Pb	Zn	Ag	Ni	Co	Mn	Fe	As	U	Th	Sr	Cd	Sb	Bi	V	Ca
	Unit	kg	ppb	ppm	ppm	ppm	ppm	ppm	ppm	ppm	ppm	%	ppm	ppm	ppm	ppm	ppm	ppm	ppm	ppm	%
	MDL	0.01	2	0.1	0.1	0.1	1	0.1	0.1	0.2	1	0.01	1	0.1	0.1	1	0.1	0.1	0.1	1	0.01
1317861	Rock	4.32	520	23.1	52.4	15.5	173	0.4	40.2	8.3	350	3.75	13	2.6	8.4	87	0.1	8.8	0.4	43	0.10
1317862	Rock	4.94	304	5.8	50.6	11.0	119	0.5	29.5	4.5	386	3.99	26	2.4	8.1	75	0.2	11.0	0.3	103	0.10
1317863	Rock	4.65	502	35.0	87.7	33.3	208	0.5	56.2	10.1	1153	5.43	43	3.6	7.8	100	0.8	6.8	0.2	105	0.13
1317864	Rock	5.10	10	4.1	88.0	8.5	94	0.8	12.2	1.8	129	4.04	27	3.0	6.0	101	0.1	0.9	0.2	217	0.11
1317865	Rock	4.41	12	4.1	89.0	10.8	108	0.6	22.7	3.0	150	3.55	90	4.0	6.7	108	0.3	1.4	0.2	184	0.11
1317866	Rock	3.76	35	5.1	33.0	10.7	60	0.5	12.0	1.6	95	2.04	104	1.8	5.4	84	0.1	2.7	0.2	92	0.10
1317867	Rock	4.41	24	3.6	93.4	11.2	106	0.5	31.0	7.5	343	4.04	54	2.7	7.4	70	0.3	2.3	0.1	112	0.17
1317868	Rock	5.11	96	3.5	53.7	8.5	125	0.1	41.7	11.5	449	4.32	10	2.5	12.4	49	0.1	2.9	<0.1	126	0.31
1317869	Rock	4.37	128	9.3	47.8	11.7	162	0.4	35.8	4.8	225	4.37	45	3.2	6.9	80	0.1	3.8	0.2	111	0.16
1317870	Rock	5.25	214	8.3	18.1	10.1	41	0.4	9.2	1.4	82	1.68	18	1.9	3.7	49	<0.1	2.7	0.2	73	0.10
1317871	Rock	3.11	139	7.6	31.0	16.3	60	0.6	16.5	2.3	168	2.22	33	2.2	5.8	98	0.2	4.7	0.2	102	0.13
1317872	Rock	4.34	24	2.5	22.6	12.4	71	0.3	17.8	6.1	428	2.64	14	2.3	7.3	93	0.2	2.6	<0.1	88	0.42
1317873	Rock	3.81	5	1.6	22.9	20.1	70	0.2	17.9	6.1	387	2.26	21	2.0	7.0	152	<0.1	3.2	0.1	81	0.43
1317874	Rock	5.06	15	3.7	34.3	12.6	97	0.3	25.9	9.5	572	3.61	8	2.0	10.2	99	0.2	3.0	0.1	144	0.31
1317875	Rock	5.23	13	2.9	36.5	12.8	118	0.2	32.5	9.1	517	3.92	14	2.2	11.1	107	0.2	4.8	0.1	123	0.30
1317876	Rock	4.25	17	1.7	29.5	12.6	101	0.1	26.5	10.0	617	3.62	4	1.6	9.7	124	0.1	4.0	0.2	98	0.81
1317877	Rock	4.32	8	2.0	37.8	15.0	109	0.2	26.5	11.1	589	3.71	5	1.8	10.3	84	<0.1	2.1	<0.1	110	0.33
1317878	Rock	4.64	86	5.9	38.3	19.9	134	0.2	31.8	9.4	492	3.72	9	2.2	8.8	90	0.2	5.0	<0.1	86	0.36
1317879	Rock	4.68	40	7.7	30.9	13.8	101	0.2	20.5	8.2	492	3.77	7	1.4	10.0	99	0.2	3.9	0.1	95	0.29
1317880	Rock	4.88	18	3.6	26.9	14.3	98	<0.1	24.9	10.0	748	4.12	4	1.6	9.5	67	0.2	2.5	0.1	99	0.60
1317881	Rock	5.95	28	6.2	34.9	18.7	115	0.1	24.7	10.5	636	3.66	4	1.6	9.2	77	0.3	1.7	<0.1	115	0.41
1317882	Rock	4.95	8	4.1	27.9	21.0	104	0.1	20.3	10.1	833	4.10	6	1.6	7.6	89	0.1	1.9	0.2	137	1.16
1317883	Rock	5.74	9	3.7	57.8	15.6	119	0.2	22.6	10.2	638	4.69	11	2.3	7.3	96	0.2	3.1	0.2	128	0.29
1317884	Rock	4.59	403	2.3	38.9	13.2	112	0.2	18.4	11.7	1078	4.52	13	2.1	5.3	83	0.3	3.4	<0.1	111	0.34
1317885	Rock	4.97	9	3.1	39.2	15.2	113	<0.1	30.4	11.2	1191	4.06	7	1.9	8.8	84	0.3	2.0	0.1	101	0.35

This report supersedes all previous preliminary and final reports with this file number dated prior to the date on this certificate. Signature indicates final approval; preliminary reports are unsigned and should be used for reference only.

BUREAU VERITAS
MINERAL LABORATORIES
Canada

www.bureauveritas.com/um

Bureau Veritas Commodities Canada Ltd.

9050 Shaughnessy St Vancouver British Columbia V6P 6E5 Canada
PHONE (604) 253-3158

Client: **Luckystrike Resources Ltd.**
1010 – 1130 West Pender Street
Vancouver British Columbia V6E 4A4 Canada

Project: LUC
Report Date: October 24, 2018

CERTIFICATE OF ANALYSIS WHI18000812.1

	Method	MA200	MA200	MA200	MA200	MA200	MA200	MA200	MA200	MA200	MA200	MA200	MA200	MA200	MA200	MA200	MA200	MA200	MA200	MA200	MA200
	Analyte	P	La	Cr	Mg	Ba	Ti	Al	Na	K	W	Zr	Ce	Sn	Y	Nb	Ta	Be	Sc	Li	S
	Unit	%	ppm	ppm	%	ppm	%	%	%	%	ppm	ppm	ppm	ppm	ppm	ppm	ppm	ppm	ppm	ppm	%
	MDL	0.001	0.1	1	0.01	1	0.001	0.01	0.001	0.01	0.1	0.1	1	0.1	0.1	0.1	0.1	1	1	0.1	0.1
1317861	Rock	0.048	24.1	22	0.08	2302	0.185	6.06	0.058	4.17	7.1	10.2	55	0.6	11.8	3.7	0.2	<1	7	11.5	0.1
1317862	Rock	0.062	24.1	20	0.12	2181	0.235	6.26	0.081	4.57	11.0	9.5	54	0.9	11.2	7.0	0.7	1	7	10.3	0.1
1317863	Rock	0.094	22.5	41	0.14	1801	0.183	4.75	0.071	3.22	4.7	12.6	51	0.8	11.6	4.2	0.3	1	11	9.3	<0.1
1317864	Rock	0.063	21.3	74	0.28	329	0.232	4.04	0.044	1.67	1.3	10.8	43	1.1	11.3	5.7	0.3	<1	11	11.9	0.2
1317865	Rock	0.063	20.7	104	0.27	1041	0.255	4.72	0.050	1.60	1.1	12.1	44	0.9	12.4	4.5	0.3	2	13	15.8	0.1
1317866	Rock	0.044	16.8	53	0.15	1499	0.205	3.42	0.045	1.71	2.2	10.5	39	1.0	7.9	3.4	0.2	<1	8	9.8	<0.1
1317867	Rock	0.083	22.1	49	0.23	1854	0.167	4.14	0.669	1.83	3.4	12.2	49	1.1	11.5	4.5	0.3	1	8	11.7	<0.1
1317868	Rock	0.116	37.3	45	0.35	1735	0.282	7.01	1.658	2.89	9.8	17.3	86	1.4	13.3	9.9	0.6	<1	14	8.3	<0.1
1317869	Rock	0.113	18.9	45	0.19	1029	0.146	4.87	0.137	2.31	1.6	14.6	43	0.8	12.0	4.4	0.2	<1	12	14.3	<0.1
1317870	Rock	0.048	13.4	37	0.10	1217	0.114	3.09	0.033	1.73	1.9	11.2	29	0.6	10.4	2.7	0.2	<1	5	11.6	0.1
1317871	Rock	0.065	19.2	46	0.15	1641	0.155	3.42	0.049	1.87	2.7	15.7	41	1.0	10.5	3.8	0.2	<1	7	10.9	0.1
1317872	Rock	0.059	22.1	34	0.23	1313	0.216	5.01	0.264	2.41	4.8	12.5	48	1.4	13.7	7.1	0.5	<1	10	15.5	<0.1
1317873	Rock	0.063	20.5	32	0.20	1731	0.192	5.01	0.104	2.02	4.3	16.6	46	2.0	13.6	7.7	0.5	<1	8	19.8	<0.1
1317874	Rock	0.072	29.3	49	0.41	1350	0.308	6.36	0.912	2.85	7.0	16.9	66	1.8	16.5	10.2	0.7	1	14	17.4	<0.1
1317875	Rock	0.079	31.3	52	0.37	1626	0.271	5.95	0.313	3.19	8.4	14.4	70	1.8	15.8	9.7	0.6	2	12	17.4	<0.1
1317876	Rock	0.074	27.7	48	0.45	2320	0.268	6.39	0.412	2.54	7.3	14.0	63	1.6	17.2	9.2	0.6	2	12	21.5	<0.1
1317877	Rock	0.085	27.0	42	0.48	1335	0.335	6.39	0.447	2.51	3.3	11.8	63	2.1	19.1	11.9	0.8	2	13	15.0	<0.1
1317878	Rock	0.064	25.2	32	0.33	1454	0.244	5.66	0.259	2.46	5.9	13.4	55	1.4	16.2	8.4	0.5	1	11	18.1	<0.1
1317879	Rock	0.071	25.2	34	0.32	1224	0.269	5.75	0.812	2.76	7.7	13.5	57	1.4	13.8	8.7	0.7	1	12	15.9	<0.1
1317880	Rock	0.077	27.3	31	0.37	1089	0.259	6.63	1.182	3.03	15.4	11.8	63	1.7	16.0	8.9	0.6	1	13	13.8	<0.1
1317881	Rock	0.076	25.9	37	0.51	1279	0.294	6.49	1.178	2.87	4.4	13.8	59	1.9	16.0	9.8	0.7	1	13	14.9	<0.1
1317882	Rock	0.068	21.1	37	0.46	939	0.298	6.83	1.584	2.17	5.8	12.8	49	1.7	14.7	8.2	0.5	1	15	13.2	<0.1
1317883	Rock	0.079	21.8	32	0.50	1511	0.298	5.97	1.361	2.23	4.4	13.4	48	1.5	13.9	7.7	0.5	2	15	14.8	<0.1
1317884	Rock	0.067	15.7	16	0.43	976	0.302	6.10	1.937	2.34	10.5	23.1	37	1.7	13.3	6.5	0.5	1	17	12.8	<0.1
1317885	Rock	0.076	23.6	33	0.45	1343	0.297	6.77	1.148	2.42	4.9	14.6	57	1.8	16.4	9.9	0.6	1	14	15.7	<0.1

This report supersedes all previous preliminary and final reports with this file number dated prior to the date on this certificate. Signature indicates final approval; preliminary reports are unsigned and should be used for reference only.

BUREAU VERITAS
MINERAL LABORATORIES
Canada

www.bureauveritas.com/um

Bureau Veritas Commodities Canada Ltd.

9050 Shaughnessy St Vancouver British Columbia V6P 6E5 Canada
PHONE (604) 253-3158

Client: **Luckystrike Resources Ltd.**
1010 – 1130 West Pender Street
Vancouver British Columbia V6E 4A4 Canada

Project: LUC
Report Date: October 24, 2018

CERTIFICATE OF ANALYSIS WHI18000812.1

	Method	MA200	MA200	MA200	MA200	MA200	MA200	MA200	AQ200
	Analyte	Rb	Hf	In	Re	Se	Te	Tl	Hg
	Unit	ppm	ppm	ppm	ppm	ppm	ppm	ppm	ppm
	MDL	0.1	0.1	0.05	0.005	1	0.5	0.5	0.01
1317861	Rock	63.9	0.2	0.06	<0.005	<1	<0.5	0.8	0.22
1317862	Rock	74.9	0.3	<0.05	<0.005	1	<0.5	0.8	0.17
1317863	Rock	69.6	0.4	<0.05	<0.005	2	<0.5	0.8	0.25
1317864	Rock	64.3	0.3	<0.05	<0.005	3	<0.5	<0.5	0.01
1317865	Rock	61.8	0.4	<0.05	<0.005	1	<0.5	<0.5	0.01
1317866	Rock	51.9	0.3	<0.05	<0.005	2	<0.5	<0.5	0.06
1317867	Rock	58.9	0.3	<0.05	<0.005	1	<0.5	0.5	0.04
1317868	Rock	84.9	0.5	0.08	<0.005	<1	<0.5	0.8	0.02
1317869	Rock	65.8	0.4	<0.05	0.006	1	<0.5	<0.5	0.08
1317870	Rock	38.8	0.3	<0.05	<0.005	2	<0.5	<0.5	0.04
1317871	Rock	51.1	0.4	<0.05	<0.005	3	<0.5	<0.5	0.09
1317872	Rock	73.1	0.3	<0.05	0.006	<1	<0.5	<0.5	0.10
1317873	Rock	68.0	0.5	<0.05	<0.005	<1	<0.5	<0.5	0.12
1317874	Rock	110.4	0.6	0.06	<0.005	2	<0.5	0.7	0.10
1317875	Rock	113.9	0.4	0.05	<0.005	2	<0.5	0.7	0.10
1317876	Rock	96.5	0.3	0.07	<0.005	1	<0.5	0.6	0.11
1317877	Rock	104.1	0.3	0.05	<0.005	2	<0.5	0.7	0.08
1317878	Rock	88.6	0.3	<0.05	<0.005	2	<0.5	0.6	0.11
1317879	Rock	84.2	0.4	<0.05	<0.005	1	<0.5	0.5	0.14
1317880	Rock	91.0	0.2	<0.05	<0.005	1	<0.5	0.5	0.06
1317881	Rock	106.4	0.4	<0.05	<0.005	2	<0.5	0.7	0.09
1317882	Rock	82.8	0.3	<0.05	<0.005	<1	<0.5	<0.5	0.05
1317883	Rock	85.4	0.4	0.08	<0.005	1	<0.5	0.5	0.10
1317884	Rock	73.1	0.8	0.08	<0.005	1	<0.5	0.6	0.07
1317885	Rock	88.0	0.4	0.09	<0.005	<1	<0.5	0.7	0.05

This report supersedes all previous preliminary and final reports with this file number dated prior to the date on this certificate. Signature indicates final approval; preliminary reports are unsigned and should be used for reference only.

BUREAU VERITAS
MINERAL LABORATORIES
Canada

www.bureauveritas.com/um

Bureau Veritas Commodities Canada Ltd.
9050 Shaughnessy St Vancouver British Columbia V6P 6E5 Canada
PHONE (604) 253-3158

Client: **Luckystrike Resources Ltd.**
1010 – 1130 West Pender Street
Vancouver British Columbia V6E 4A4 Canada

Project: LUC
Report Date: October 24, 2018

QUALITY CONTROL REPORT WHI18000812.1

	Method	WGHT	FA350	MA200	MA200	MA200	MA200	MA200	MA200	MA200	MA200	MA200	MA200	MA200	MA200	MA200	MA200	MA200	MA200	MA200	MA200
	Analyte	Wgt	Au	Mo	Cu	Pb	Zn	Ag	Ni	Co	Mn	Fe	As	U	Th	Sr	Cd	Sb	Bi	V	Ca
	Unit	kg	ppb	ppm	ppm	ppm	ppm	ppm	ppm	ppm	ppm	%	ppm	ppm	ppm	ppm	ppm	ppm	ppm	ppm	%
	MDL	0.01	2	0.1	0.1	0.1	1	0.1	0.1	0.2	1	0.01	1	0.1	0.1	1	0.1	0.1	0.1	1	0.01
Pulp Duplicates																					
1317814	Rock	5.31	22	6.5	71.7	17.2	184	0.1	59.0	14.7	327	4.64	10	2.8	16.7	96	0.5	8.2	0.1	93	0.09
REP 1317814	QC			5.9	70.4	17.1	179	0.1	59.1	15.0	343	4.62	10	2.7	16.5	98	0.6	7.7	<0.1	93	0.10
1317828	Rock	5.94	51	6.2	28.5	11.0	142	0.1	36.3	7.5	266	3.39	12	2.0	9.2	120	0.4	11.1	<0.1	82	0.12
REP 1317828	QC		43																		
1317832	Rock	4.11	79	19.4	30.0	11.9	133	0.1	56.7	19.9	1414	4.25	3	1.1	5.4	101	0.2	4.1	<0.1	115	0.28
REP 1317832	QC																				
1317848	Rock	5.62	42	8.0	43.9	24.7	103	0.3	20.2	4.1	187	2.98	18	3.1	7.7	86	0.4	3.2	0.1	143	0.11
REP 1317848	QC			7.9	43.5	25.5	106	0.3	20.7	4.1	190	3.03	19	3.1	7.8	86	0.3	3.3	0.1	146	0.10
1317861	Rock	4.32	520	23.1	52.4	15.5	173	0.4	40.2	8.3	350	3.75	13	2.6	8.4	87	0.1	8.8	0.4	43	0.10
REP 1317861	QC		610																		
1317865	Rock	4.41	12	4.1	89.0	10.8	108	0.6	22.7	3.0	150	3.55	90	4.0	6.7	108	0.3	1.4	0.2	184	0.11
REP 1317865	QC																				
1317878	Rock	4.64	86	5.9	38.3	19.9	134	0.2	31.8	9.4	492	3.72	9	2.2	8.8	90	0.2	5.0	<0.1	86	0.36
REP 1317878	QC			6.0	37.8	20.1	128	0.2	30.4	9.9	491	3.76	9	2.2	9.1	90	0.3	5.1	<0.1	87	0.35
Core Reject Duplicates																					
1317808	Rock	3.83	9	4.7	107.2	18.5	124	0.1	35.0	6.4	222	3.44	22	5.6	13.8	97	0.7	2.4	<0.1	100	0.05
DUP 1317808	QC		10	4.4	104.5	18.4	115	0.1	35.0	6.5	238	3.54	22	5.5	14.1	97	0.5	2.3	0.2	102	0.04
1317842	Rock	3.97	7	5.6	23.9	29.1	44	0.4	13.0	1.8	78	1.62	35	2.5	7.6	86	0.4	6.9	0.1	157	0.08
DUP 1317842	QC		8	5.5	24.9	29.1	47	0.4	13.0	1.9	74	1.63	35	2.6	7.2	85	0.2	6.7	0.1	150	0.08
1317876	Rock	4.25	17	1.7	29.5	12.6	101	0.1	26.5	10.0	617	3.62	4	1.6	9.7	124	0.1	4.0	0.2	98	0.81
DUP 1317876	QC		9	1.6	28.8	12.0	93	<0.1	26.5	9.5	584	3.60	5	1.5	9.3	117	0.2	3.8	0.2	97	0.75
Reference Materials																					
STD DS11	Standard																				
STD DS11	Standard																				
STD DS11	Standard																				
STD OREAS25A-4A	Standard			2.7	31.8	23.9	40	<0.1	45.1	7.2	488	6.44	10	2.7	14.2	46	<0.1	0.6	0.3	155	0.29
STD OREAS25A-4A	Standard			2.5	33.6	22.7	48	<0.1	43.5	7.3	437	6.18	9	2.5	13.8	50	0.2	0.7	0.3	157	0.34
STD OREAS25A-4A	Standard			2.1	35.0	24.3	47	<0.1	45.0	8.4	497	6.67	10	2.8	13.6	52	<0.1	0.6	0.5	162	0.35

This report supersedes all previous preliminary and final reports with this file number dated prior to the date on this certificate. Signature indicates final approval; preliminary reports are unsigned and should be used for reference only.

BUREAU VERITAS
MINERAL LABORATORIES
Canada

www.bureauveritas.com/um

Bureau Veritas Commodities Canada Ltd.
9050 Shaughnessy St Vancouver British Columbia V6P 6E5 Canada
PHONE (604) 253-3158

Client: **Luckystrike Resources Ltd.**
1010 – 1130 West Pender Street
Vancouver British Columbia V6E 4A4 Canada

Project: LUC
Report Date: October 24, 2018

QUALITY CONTROL REPORT WHI18000812.1

	Method	MA200	MA200	MA200	MA200	MA200	MA200	MA200	MA200	MA200	MA200	MA200	MA200	MA200	MA200	MA200	MA200	MA200	MA200	MA200	MA200
	Analyte	P	La	Cr	Mg	Ba	Ti	Al	Na	K	W	Zr	Ce	Sn	Y	Nb	Ta	Be	Sc	Li	S
	Unit	%	ppm	ppm	%	ppm	%	%	%	%	ppm	ppm	ppm	ppm	ppm	ppm	ppm	ppm	ppm	ppm	%
	MDL	0.001	0.1	1	0.01	1	0.001	0.01	0.001	0.01	0.1	0.1	1	0.1	0.1	0.1	0.1	1	1	0.1	0.1
Pulp Duplicates																					
1317814	Rock	0.044	51.7	60	0.42	941	0.364	7.57	0.090	4.49	10.5	17.0	110	2.1	15.7	12.3	0.9	2	13	17.9	<0.1
REP 1317814	QC	0.049	53.3	60	0.42	967	0.378	7.48	0.085	4.60	10.0	17.0	104	1.8	16.3	12.6	0.8	1	14	18.2	<0.1
1317828	Rock	0.039	25.7	53	0.11	587	0.158	5.47	0.052	2.38	8.7	22.8	58	0.7	9.1	3.9	0.3	2	10	22.9	<0.1
REP 1317828	QC																				
1317832	Rock	0.086	15.9	96	0.44	1265	0.202	6.00	0.894	2.61	5.9	20.5	36	0.5	9.6	6.2	0.3	<1	16	16.2	<0.1
REP 1317832	QC																				
1317848	Rock	0.061	20.3	54	0.24	1661	0.211	4.48	0.094	2.46	3.7	14.7	46	1.3	7.3	4.2	0.2	1	9	7.7	0.2
REP 1317848	QC	0.061	20.7	47	0.25	1634	0.220	4.43	0.099	2.43	3.7	15.4	46	1.2	7.7	4.5	0.2	1	9	8.5	0.2
1317861	Rock	0.048	24.1	22	0.08	2302	0.185	6.06	0.058	4.17	7.1	10.2	55	0.6	11.8	3.7	0.2	<1	7	11.5	0.1
REP 1317861	QC																				
1317865	Rock	0.063	20.7	104	0.27	1041	0.255	4.72	0.050	1.60	1.1	12.1	44	0.9	12.4	4.5	0.3	2	13	15.8	0.1
REP 1317865	QC																				
1317878	Rock	0.064	25.2	32	0.33	1454	0.244	5.66	0.259	2.46	5.9	13.4	55	1.4	16.2	8.4	0.5	1	11	18.1	<0.1
REP 1317878	QC	0.065	24.6	32	0.32	1460	0.237	5.62	0.258	2.54	6.2	13.1	56	1.3	16.2	8.3	0.6	1	11	19.4	<0.1
Core Reject Duplicates																					
1317808	Rock	0.046	35.1	50	0.41	1782	0.308	5.69	0.054	2.29	2.5	11.2	76	1.1	14.0	8.2	0.4	1	14	11.8	<0.1
DUP 1317808	QC	0.043	37.1	50	0.42	1738	0.308	5.86	0.056	2.34	2.6	11.5	75	1.2	13.8	8.9	0.4	<1	13	12.6	<0.1
1317842	Rock	0.044	20.4	54	0.18	1869	0.190	4.15	0.094	2.04	1.4	13.0	46	0.8	9.3	2.7	0.2	2	10	7.6	<0.1
DUP 1317842	QC	0.044	20.6	55	0.19	1929	0.194	3.77	0.093	2.04	1.4	12.9	45	0.7	9.3	2.9	0.2	2	10	8.0	<0.1
1317876	Rock	0.074	27.7	48	0.45	2320	0.268	6.39	0.412	2.54	7.3	14.0	63	1.6	17.2	9.2	0.6	2	12	21.5	<0.1
DUP 1317876	QC	0.069	27.0	44	0.44	2249	0.259	6.01	0.422	2.38	7.4	13.7	61	1.7	15.8	8.9	0.6	1	12	20.2	<0.1
Reference Materials																					
STD DS11	Standard																				
STD DS11	Standard																				
STD DS11	Standard																				
STD OREAS25A-4A	Standard	0.043	22.1	109	0.31	142	0.899	8.86	0.110	0.49	1.9	148.1	47	4.1	9.8	19.2	1.4	<1	12	35.1	<0.1
STD OREAS25A-4A	Standard	0.047	19.0	110	0.29	142	0.927	7.89	0.119	0.45	2.1	142.2	48	3.7	10.5	18.6	1.4	<1	12	36.1	<0.1
STD OREAS25A-4A	Standard	0.049	21.1	108	0.34	160	0.966	8.71	0.144	0.52	2.1	153.9	51	4.0	11.5	20.0	1.4	<1	13	39.4	<0.1

This report supersedes all previous preliminary and final reports with this file number dated prior to the date on this certificate. Signature indicates final approval; preliminary reports are unsigned and should be used for reference only.

BUREAU VERITAS
MINERAL LABORATORIES
Canada

www.bureauveritas.com/um

Bureau Veritas Commodities Canada Ltd.
9050 Shaughnessy St Vancouver British Columbia V6P 6E5 Canada
PHONE (604) 253-3158

Client: **Luckystrike Resources Ltd.**
1010 – 1130 West Pender Street
Vancouver British Columbia V6E 4A4 Canada

Project: LUC
Report Date: October 24, 2018

QUALITY CONTROL REPORT WHI18000812.1

	Method	MA200	MA200	MA200	MA200	MA200	MA200	MA200	AQ200
	Analyte	Rb	Hf	In	Re	Se	Te	Tl	Hg
	Unit	ppm	ppm	ppm	ppm	ppm	ppm	ppm	ppm
	MDL	0.1	0.1	0.05	0.005	1	0.5	0.5	0.01
Pulp Duplicates									
1317814	Rock	120.5	0.5	0.07	<0.005	<1	<0.5	0.8	0.16
REP 1317814	QC	132.4	0.5	0.08	<0.005	1	<0.5	0.8	
1317828	Rock	61.8	0.6	<0.05	<0.005	<1	<0.5	<0.5	0.19
REP 1317828	QC								
1317832	Rock	80.0	0.6	0.05	0.006	<1	<0.5	0.5	0.09
REP 1317832	QC								0.10
1317848	Rock	79.0	0.5	0.09	<0.005	1	<0.5	0.5	0.08
REP 1317848	QC	79.0	0.4	0.07	<0.005	1	<0.5	0.7	
1317861	Rock	63.9	0.2	0.06	<0.005	<1	<0.5	0.8	0.22
REP 1317861	QC								
1317865	Rock	61.8	0.4	<0.05	<0.005	1	<0.5	<0.5	0.01
REP 1317865	QC								0.02
1317878	Rock	88.6	0.3	<0.05	<0.005	2	<0.5	0.6	0.11
REP 1317878	QC	89.8	0.5	<0.05	<0.005	2	<0.5	0.6	
Core Reject Duplicates									
1317808	Rock	103.9	0.3	0.05	<0.005	<1	<0.5	1.7	0.11
DUP 1317808	QC	104.3	0.2	0.06	<0.005	1	<0.5	1.8	0.10
1317842	Rock	64.7	0.4	<0.05	<0.005	<1	<0.5	0.6	0.06
DUP 1317842	QC	64.2	0.3	<0.05	<0.005	<1	<0.5	<0.5	0.06
1317876	Rock	96.5	0.3	0.07	<0.005	1	<0.5	0.6	0.11
DUP 1317876	QC	90.5	0.4	0.06	<0.005	2	<0.5	0.5	0.11
Reference Materials									
STD DS11	Standard								0.25
STD DS11	Standard								0.33
STD DS11	Standard								0.24
STD OREAS25A-4A	Standard	59.7	4.0	<0.05	<0.005	2	<0.5	<0.5	
STD OREAS25A-4A	Standard	60.5	4.3	0.07	<0.005	2	<0.5	<0.5	
STD OREAS25A-4A	Standard	58.8	4.3	0.09	<0.005	3	<0.5	<0.5	

This report supersedes all previous preliminary and final reports with this file number dated prior to the date on this certificate. Signature indicates final approval; preliminary reports are unsigned and should be used for reference only.

BUREAU VERITAS
MINERAL LABORATORIES
Canada

www.bureauveritas.com/um

Bureau Veritas Commodities Canada Ltd.
9050 Shaughnessy St Vancouver British Columbia V6P 6E5 Canada
PHONE (604) 253-3158

Client: **Luckystrike Resources Ltd.**
1010 – 1130 West Pender Street
Vancouver British Columbia V6E 4A4 Canada

Project: LUC
Report Date: October 24, 2018

QUALITY CONTROL REPORT WHI18000812.1

		WGHT	FA350	MA200	MA200	MA200	MA200	MA200	MA200	MA200	MA200	MA200	MA200	MA200	MA200	MA200	MA200	MA200	MA200	MA200	MA200
		Wgt	Au	Mo	Cu	Pb	Zn	Ag	Ni	Co	Mn	Fe	As	U	Th	Sr	Cd	Sb	Bi	V	Ca
		kg	ppb	ppm	ppm	ppm	ppm	ppm	ppm	ppm	ppm	%	ppm	ppm	ppm	ppm	ppm	ppm	ppm	ppm	%
		0.01	2	0.1	0.1	0.1	1	0.1	0.1	0.2	1	0.01	1	0.1	0.1	1	0.1	0.1	0.1	1	0.01
STD OREAS45EA	Standard																				
STD OREAS45EA	Standard																				
STD OREAS45EA	Standard																				
STD OREAS45E	Standard			2.4	769.5	18.1	46	0.4	469.9	55.8	559	23.26	16	2.6	12.9	16	<0.1	0.9	0.3	325	0.07
STD OREAS45E	Standard			2.3	755.1	16.5	46	0.3	443.6	53.2	531	23.41	16	2.2	11.5	17	<0.1	1.1	0.3	304	0.05
STD OREAS45E	Standard			2.5	802.4	18.1	51	0.4	498.8	59.3	578	25.54	18	2.4	13.6	19	0.1	1.2	0.3	357	0.06
STD OXC145	Standard		206																		
STD OXC145	Standard		218																		
STD OXC145	Standard		204																		
STD OXH139	Standard		1300																		
STD OXH139	Standard		1296																		
STD OXH139	Standard		1321																		
STD DS11 Expected																					
STD OXC145 Expected			212																		
STD OXH139 Expected			1312																		
STD OREAS25A-4A Expected				2.55	33.9	25.2	44.4		45.8	8.2	470	6.6	9.94	2.94	15.8	48.5		0.67	0.35	157	0.309
STD OREAS45E Expected				2.4	780	18.2	46.7	0.311	454	57	570	24.12	16.3	2.41	12.9	15.9	0.06	1	0.28	322	0.065
BLK	Blank																				
BLK	Blank																				
BLK	Blank		<2																		
BLK	Blank		<2																		
BLK	Blank		<2																		
BLK	Blank		<2																		
BLK	Blank																				
BLK	Blank		2																		
BLK	Blank		2																		
BLK	Blank			<0.1	<0.1	<0.1	<1	<0.1	<0.1	<0.2	1	<0.01	<1	<0.1	<0.1	<1	<0.1	<0.1	<0.1	<1	<0.01
BLK	Blank			<0.1	0.2	<0.1	<1	<0.1	0.1	<0.2	<1	<0.01	<1	<0.1	<0.1	<1	<0.1	<0.1	<0.1	<1	<0.01
BLK	Blank			<0.1	<0.1	<0.1	<1	<0.1	0.1	<0.2	1	<0.01	<1	<0.1	<0.1	<1	<0.1	<0.1	<0.1	<1	<0.01

This report supersedes all previous preliminary and final reports with this file number dated prior to the date on this certificate. Signature indicates final approval; preliminary reports are unsigned and should be used for reference only.

BUREAU VERITAS
MINERAL LABORATORIES
Canada

www.bureauveritas.com/um

Bureau Veritas Commodities Canada Ltd.
9050 Shaughnessy St Vancouver British Columbia V6P 6E5 Canada
PHONE (604) 253-3158

Client: **Luckystrike Resources Ltd.**
1010 – 1130 West Pender Street
Vancouver British Columbia V6E 4A4 Canada

Project: LUC
Report Date: October 24, 2018

QUALITY CONTROL REPORT WHI18000812.1

		MA200 P % 0.001	MA200 La ppm 0.1	MA200 Cr ppm 1	MA200 Mg % 0.01	MA200 Ba ppm 1	MA200 Ti % 0.001	MA200 Al % 0.01	MA200 Na % 0.001	MA200 K % 0.01	MA200 W ppm 0.1	MA200 Zr ppm 0.1	MA200 Ce ppm 1	MA200 Sn ppm 0.1	MA200 Y ppm 0.1	MA200 Nb ppm 0.1	MA200 Ta ppm 0.1	MA200 Be ppm 1	MA200 Sc ppm 1	MA200 Li ppm 0.1	MA200 S % 0.1
STD OREAS45EA	Standard																				
STD OREAS45EA	Standard																				
STD OREAS45EA	Standard																				
STD OREAS45E	Standard	0.033	11.9	957	0.16	251	0.534	6.82	0.047	0.32	1.0	94.2	25	1.2	8.6	6.2	0.5	<1	89	7.4	<0.1
STD OREAS45E	Standard	0.031	8.0	858	0.15	253	0.520	6.35	0.050	0.34	1.1	94.7	21	1.2	7.7	6.1	0.5	<1	91	6.7	<0.1
STD OREAS45E	Standard	0.035	10.7	916	0.16	270	0.560	7.17	0.056	0.36	0.9	97.9	25	1.3	9.1	6.3	0.6	<1	99	6.7	<0.1
STD OXC145	Standard																				
STD OXC145	Standard																				
STD OXC145	Standard																				
STD OXH139	Standard																				
STD OXH139	Standard																				
STD OXH139	Standard																				
STD DS11 Expected																					
STD OXC145 Expected																					
STD OXH139 Expected																					
STD OREAS25A-4A Expected		0.048	21.8	115	0.327	147	0.977	8.87	0.134	0.482	2	155	48.9	4.06	10.5	20.9	1.5	0.93	13.7	36.7	0.047
STD OREAS45E Expected		0.034	11	979	0.156	252	0.559	6.78	0.059	0.324	1.07	97	23.5	1.32	8.28	6.8	0.54		93	6.58	0.046
BLK	Blank																				
BLK	Blank																				
BLK	Blank																				
BLK	Blank																				
BLK	Blank																				
BLK	Blank																				
BLK	Blank																				
BLK	Blank																				
BLK	Blank																				
BLK	Blank	<0.001	<0.1	<1	<0.01	<1	<0.001	<0.01	0.002	<0.01	<0.1	<0.1	<1	0.2	<0.1	<0.1	<0.1	<1	<1	<0.1	<0.1
BLK	Blank	<0.001	<0.1	<1	<0.01	<1	<0.001	<0.01	0.002	<0.01	<0.1	<0.1	<1	<0.1	<0.1	<0.1	<0.1	<1	<1	<0.1	<0.1
BLK	Blank	<0.001	<0.1	<1	<0.01	<1	<0.001	<0.01	0.002	<0.01	<0.1	<0.1	<1	<0.1	<0.1	<0.1	<0.1	<1	<1	<0.1	<0.1

This report supersedes all previous preliminary and final reports with this file number dated prior to the date on this certificate. Signature indicates final approval; preliminary reports are unsigned and should be used for reference only.

BUREAU VERITAS
MINERAL LABORATORIES
Canada

www.bureauveritas.com/um

Bureau Veritas Commodities Canada Ltd.
9050 Shaughnessy St Vancouver British Columbia V6P 6E5 Canada
PHONE (604) 253-3158

Client: **Luckystrike Resources Ltd.**
1010 – 1130 West Pender Street
Vancouver British Columbia V6E 4A4 Canada

Project: LUC
Report Date: October 24, 2018

QUALITY CONTROL REPORT WHI18000812.1

		MA200 Rb ppm 0.1	MA200 Hf ppm 0.1	MA200 In ppm 0.05	MA200 Re ppm 0.005	MA200 Se ppm 1	MA200 Te ppm 0.5	MA200 Tl ppm 0.5	AQ200 Hg ppm 0.01
STD OREAS45EA	Standard								0.02
STD OREAS45EA	Standard								0.01
STD OREAS45EA	Standard								0.01
STD OREAS45E	Standard	20.6	2.9	0.11	0.005	3	<0.5	<0.5	
STD OREAS45E	Standard	20.0	2.9	0.10	<0.005	3	<0.5	<0.5	
STD OREAS45E	Standard	21.6	3.2	0.11	<0.005	3	<0.5	<0.5	
STD OXC145	Standard								
STD OXC145	Standard								
STD OXC145	Standard								
STD OXH139	Standard								
STD OXH139	Standard								
STD OXH139	Standard								
STD DS11 Expected									0.26
STD OXC145 Expected									
STD OXH139 Expected									
STD OREAS25A-4A Expected		61	4.28	0.09		2.5		0.35	
STD OREAS45E Expected		21.2	3.11	0.099		2.97	0.1	0.15	
BLK	Blank								<0.01
BLK	Blank								<0.01
BLK	Blank								
BLK	Blank								
BLK	Blank								
BLK	Blank								
BLK	Blank								<0.01
BLK	Blank								
BLK	Blank								
BLK	Blank	<0.1	<0.1	<0.05	0.005	<1	<0.5	<0.5	
BLK	Blank	0.3	<0.1	<0.05	<0.005	<1	<0.5	<0.5	
BLK	Blank	0.1	<0.1	<0.05	<0.005	<1	<0.5	<0.5	

This report supersedes all previous preliminary and final reports with this file number dated prior to the date on this certificate. Signature indicates final approval; preliminary reports are unsigned and should be used for reference only.

BUREAU VERITAS
MINERAL LABORATORIES
Canada

www.bureauveritas.com/um

Bureau Veritas Commodities Canada Ltd.

9050 Shaughnessy St Vancouver British Columbia V6P 6E5 Canada
PHONE (604) 253-3158

Client: **Luckystrike Resources Ltd.**
1010 – 1130 West Pender Street
Vancouver British Columbia V6E 4A4 Canada

Project: LUC
Report Date: October 24, 2018

QUALITY CONTROL REPORT WHI18000812.1

		WGHT	FA350	MA200	MA200	MA200	MA200	MA200	MA200	MA200	MA200	MA200	MA200	MA200	MA200	MA200	MA200	MA200	MA200	MA200	MA200
		Wgt	Au	Mo	Cu	Pb	Zn	Ag	Ni	Co	Mn	Fe	As	U	Th	Sr	Cd	Sb	Bi	V	Ca
		kg	ppb	ppm	ppm	ppm	ppm	ppm	ppm	ppm	ppm	%	ppm	ppm	ppm	ppm	ppm	ppm	ppm	ppm	%
		0.01	2	0.1	0.1	0.1	1	0.1	0.1	0.2	1	0.01	1	0.1	0.1	1	0.1	0.1	0.1	1	0.01
Prep Wash																					
ROCK-WHI	Prep Blank		<2	1.0	4.5	2.7	35	<0.1	0.4	3.8	634	1.99	4	1.1	2.8	209	<0.1	<0.1	<0.1	33	1.53
ROCK-WHI	Prep Blank		<2	1.3	4.7	2.7	37	<0.1	0.7	4.3	695	2.17	4	1.3	2.9	226	<0.1	<0.1	<0.1	36	1.62

This report supersedes all previous preliminary and final reports with this file number dated prior to the date on this certificate. Signature indicates final approval; preliminary reports are unsigned and should be used for reference only.

BUREAU VERITAS
MINERAL LABORATORIES
Canada

www.bureauveritas.com/um

Bureau Veritas Commodities Canada Ltd.

9050 Shaughnessy St Vancouver British Columbia V6P 6E5 Canada
PHONE (604) 253-3158

Client: **Luckystrike Resources Ltd.**
1010 – 1130 West Pender Street
Vancouver British Columbia V6E 4A4 Canada

Project: LUC
Report Date: October 24, 2018

QUALITY CONTROL REPORT WHI18000812.1

		MA200 P % 0.001	MA200 La ppm 0.1	MA200 Cr ppm 1	MA200 Mg % 0.01	MA200 Ba ppm 1	MA200 Ti % 0.001	MA200 Al % 0.01	MA200 Na % 0.001	MA200 K % 0.01	MA200 W ppm 0.1	MA200 Zr ppm 0.1	MA200 Ce ppm 1	MA200 Sn ppm 0.1	MA200 Y ppm 0.1	MA200 Nb ppm 0.1	MA200 Ta ppm 0.1	MA200 Be ppm 1	MA200 Sc ppm 1	MA200 Li ppm 0.1	MA200 S % 0.1
Prep Wash																					
ROCK-WHI	Prep Blank	0.041	12.4	2	0.49	865	0.201	6.72	3.357	1.56	0.3	47.5	25	0.6	15.6	4.9	0.4	<1	7	2.6	<0.1
ROCK-WHI	Prep Blank	0.041	12.2	2	0.52	857	0.215	7.02	3.416	1.61	0.3	51.8	25	1.0	16.3	5.7	0.4	<1	7	2.1	<0.1

This report supersedes all previous preliminary and final reports with this file number dated prior to the date on this certificate. Signature indicates final approval; preliminary reports are unsigned and should be used for reference only.

BUREAU VERITAS
MINERAL LABORATORIES
Canada

www.bureauveritas.com/um

Bureau Veritas Commodities Canada Ltd.
9050 Shaughnessy St Vancouver British Columbia V6P 6E5 Canada
PHONE (604) 253-3158

Client: **Luckystrike Resources Ltd.**
1010 – 1130 West Pender Street
Vancouver British Columbia V6E 4A4 Canada

Project: LUC
Report Date: October 24, 2018

QUALITY CONTROL REPORT WHI18000812.1

		MA200 Rb ppm 0.1	MA200 Hf ppm 0.1	MA200 In ppm 0.05	MA200 Re ppm 0.005	MA200 Se ppm 1	MA200 Te ppm 0.5	MA200 Tl ppm 0.5	AQ200 Hg ppm 0.01
Prep Wash									
ROCK-WHI	Prep Blank	33.3	1.6	<0.05	<0.005	<1	<0.5	<0.5	<0.01
ROCK-WHI	Prep Blank	35.0	1.7	<0.05	<0.005	<1	<0.5	<0.5	<0.01

This report supersedes all previous preliminary and final reports with this file number dated prior to the date on this certificate. Signature indicates final approval; preliminary reports are unsigned and should be used for reference only.

Appendix VI: Drill Logs and Sample Descriptions

Contents

- Legend and Abbreviations
- DDLS-18-01
- DDLS-18-02
- DDLS-18-03
- DDLS-18-04
- DDLS-18-05
- DDLS-18-06
- DDLS-18-07
- DDLS-18-08
- DDLS-18-09
- DDLS-18-10
- DDLS-18-11

Code	Lithology
OG	Orthogneiss (monzonite protolith)
BXOG	Brecciated / Sheared Orthogneiss
FROG	Fine Textured Silicified Red Orthogneiss
DCOG	Decomposed orthogneiss
DOG	Dioritic Orthogneiss
SOG	Silicified Orthogneiss
SOGSH	Silicified Orthogneiss with Specular Hematite
SHOG	Silicified Hematitic Orthogneiss
HOG	Hemaitic Orthogneiss
FMV	Felsic Metavolcanic
FP	Felsic porphyry
QPC	Quartz-Pebble Conglomerate
CLBSH	Chlorite Biotite Schist
CLMSH	Chlorite Mica Schist
MSH	Mica Schist
SSH	Sericite Schist
QSSH	Quartz-Sericite Schist
QTT	Quartzite
DQV	Grey to Dark Grey/Blue Quartz Vein
QV	White - Translucent Quartz Vein
QVBX	Brecciated Quartz Vein
QBX	Silicified Quartz Rich Brecciated zone in Orthogneiss
SHR	Black Plasticine Textured Fault Gouge Breccia
W	Wacke / Volcanoclastic (quartz rich)
S	Siltstone
Clay	Clay
M	Marble

Code	Sulphides & Oxides		
aspy	arsenopyrite	mo	molybdenite
az	azurite	po	pyrrhotite
bis	bismuthinite	py	pyrite
cpy	chalcopyrite	sc	scorordite
gn	galena	sch	scheelite
hem	hematite	sp	sphalerite
lim	limonite	spec hem	specular hematite
mag	magnetite	tel	tellurides
mal	malachite	VG	visible gold
MnO	manganese oxide		

Code	Silicates & Alteration
ab	albite (albititized)
Al-sil	Aluminum silicate
alt	alteration
amp	amphibole class
ad	andalusite
ank	ankerite
arg	argillic
bio	biotite
cal	calcite
cl	amorphous clay alteration
crd	cordierite
cs	calcite stringers
carb	carbonate alteration (unspecified)
chl	chlorite (chloritized)
chltd	chloritoid
dol	dolomite
ep	epidote
fu	fuschite
fd	feldspar
gar	garnet
gf	graphite
ksp	K-feldspar
px	pyroxene class
qcs	quartz-carbonate stringer
qcv	quartz-carbonate vein
qs	quartz stringer
qtz	quartz
qtsw	quartz stockwork
qv	quartz vein
ox/oxi	oxidized
ser	sericite
sid	siderite
sil	silicified
sl	sillimanite
str	stringer
tour	tourmaline
xtls	crystals

Code	Alteration Intensity
w	weak
m	moderate
s	strong
i	intense

Code	Structure
ap	axial plane
bd	bedding
bnd	banding
boud	boudinage
bx	breccia
clvg	cleavage
crn	crenulated/crenulation
cg	coarse-grained
decomp	decomposed
dtca	degrees to core axis
def	deformed
diss	disseminated
drf	drag fold
flt	fault
fltbx	fault breccia
fltg	fault gouge
fg	fine-grained
fol	foliation
frac	fracture
incl	inclusion
jnt	joint/jointed
lam	laminated/lamination
ln	lineament
mg	medium-grained
mega	megacrysts
msv	massive
pheno	phenocrysts
pmorph	pseudomorph
porp	porphyritic
sch	schistosity
sh	shear
slk	slickenside
tr	trace
vfg	very fine grained
vn	vein

LUCKYSTRIKE RESOURCES LTD.

Drill Hole	DDLS-18-01	**Property**	Lucky Strike	**Zone**	Monte Carlo

Coordinates (UTM NAD 83)					
Easting	589502	**Northing**	7012887	**Elevation (m)**	534
Survey by	Dan Ferraro	**Survey Method**	GPS Garmin 60CSx	**Date**	June 18, 2018

Summary					
Depth (m)	59.44	**Azimuth**	230	**Dip**	-55
Core Size	HTW	**Casing (ft)**	30	**Logged By**	Dan Ferraro
Drill Company	Kluane Drilling Ltd.	**Drill Rig**	KD 600-2		
Drill Start Date	June 16, 2018	**Drill Comp Date**	June 17, 2018		
Log Start Date	June 17, 2018	**Log Comp Date**	June 17, 2018		
Final casing	removed	**Core Location**	Monte Carlo Camp		
Comments	40m step ahead of 17-01	**Claim #**	Au 91		

Samples			
Sample Numbers	1472001 - 1472054		
Number	54	**Lab**	Bureau Veritas
Cut by	Ethan	**Date Shipped**	June 23, 2018

Down Hole Survey					
Depth (m)	**Measured Azm.**	**Corrected Azm.**	**Dip**	**Magnetic Field (nT)**	**Temperature**
15.00	214.97	234.4	-56.59	56508	
50.00	214.01	233.44	-56.82	56447	

From	To	Rock Code 1	Rock Code 2	Description
0.00	1.50	OB		Overburden; mud, roots
1.50	45.35	OG		Orthogneiss. Simpson Range, Devonian to Mississippian. Generally limonitic, with Fe+calcite. Moderately foliated at ~50 dtca. Minor limonitic pyrite throughout. Black MnO common. Varying degrees of competency from silicified to rubble to packed clay. Weak to moderate brecciation common throughout.
				1.5 - 8.25m: Fractured rubble rock, some competent pieces with mod sil, well foliated, weakly brecciated, calcite veining (prominent at 5.8-6.0m)
			BXOG	8.25 - 12.0m: mineralized sil zone. Competent core, up to 5% f-mg lim py
				9.0m: deformed; crenulated fol, shallow to CA
				10.01m: 2cm bx QV 30 dtca with py, crosscutting fol
				12.0 - 17.25m: core becomes rubbly again, soft, clayey, with red hem staining. Very little competent sections, no vein material.
			DCOG	17.25m: decomposed orthogneiss; packed clay but in place with clasts of FeOX OG dispersed throughout
				18.85 - 19.2m: sil section w qtz veinlet
				20.4m: competent OG but soft with qtz-cal veinlets, weak fol
			QBX	21.35 - 22.0m: gradation (?) into light grey, strongly foliated, sil recrystalized QV or sil-flooded OG? Minor py, micaceous. Likely quartz-rich OG. Direct lower contact to soft OG at 60 dtca.
			BXOG	23.25 - 23.9m: brecciated
				25.7 - 26.2m: 1-2cm qtz veins at 60 to 90 dtca
			QBX	27.25 - 27.63m: similar to 21.35m but with direct contacts on both sides. Strongly silicified qtz-rich OG. Looks like a vein but has biotite. Minor py
				27.63 - 31.28m: contact to very hematitic red rubbled OG with minor sections of competent core.
			QBX	29.88 - 29.95m: sil qtz bx zone at 65 dtca, tr py
			QBX	30.95 - 31.0m: sil qtz bx zone at 65 dtca
			Fault?	31.28 - 31.5m: Consolidated clay fault at 15 dtca
			DCOG	31.5 - 40.2m: Soft but solid, competent OG interbedded with consolidated clay. Minor QVs <2cm, minor hem. Locally well foliated at 65 dtca
			FROG	40.20 - 41.30m: silicified OG. Strongly brecciated with limonitic crosscutting fractures. Hematitic reddish colour. 0.5-1% py
				41.30 - 44m: Soft clayey hematitic OG interbedded with silicified OG seen above. Minor calcite.
				44 - 45.35m: hematitc clasts up to 3cm in soft clay matrix
45.35	50.35	SHR		Shear zone.
			OG	45.35 - 47.30m: black, soft clay, plasticine texture, with grey sed clasts up to 5cm. Sections of hematitic OG up to 25cm.
			FP	47.30 - 50.35m: Black clay and felsic porphyry. Has coarser semi angular clasts of qtz and feldspar up to 4mm. Core angles of 'beds' at 45 dtca. Unit is better defined in 18-04.
50.35	54.40	W		Greywacke. Direct contact. Mottled grey colour, fine to medium grained, equigranular, competent. Very little foliation or bedding planes visible.
				50.7 - 51m: section of black siltstone
54.40	57.21	S		Siltstone. 55 dtca direct contact. Dark grey, soft but consolidated. Little texture visible. Possibly graphitic which explains the sharp resistivity contrast to the OG.
				55.54 - 55.95m: section of well bedded wacke (?) at 30 dtca
57.21	59.44	QPC		Quartz-pebble conglomerate. Direct contact steep to CA. Mostly unconsolidated, sandy, with some competent sections. F-mg quartz, minor feldspar, some mafic minerals. No sulphides.
59.44		EOH		End of hole

Drill Hole	Sample Number	From (m)	To (m)	Length (m)	Rock Code 1	Rock Code 2	Description	Alteration (w, m, s)					Veinlets (%)		Sulphide %		Certificate	Au (ppb)	Ag (ppm)
								Sil	Ser	Chl	Cb	Ep	QS	QCS	Py	Po			
DDLS-18-01	1472001	1.50	3.00	1.50	OG		poor recovery, rubble OG								tr		WHI18000203	2118	7.7
DDLS-18-01	1472002	3.00	4.00	1.00	OG		rubble OG, 10cm sil section w py	w							1		WHI18000203	9	3.1
DDLS-18-01	1472003	4.00	5.00	1.00	OG		rubble OG w cal				w		1		tr		WHI18000203	137	8.7
DDLS-18-01	1472004	5.00	6.00	1.00	OG		more competent, fol OG, lim, cal				w				tr		WHI18000203	4	0.8
DDLS-18-01	1472005	6.00	7.00	1.00	OG		rubble OG, lim				w				tr		WHI18000203	12	0.7
DDLS-18-01	1472006	7.00	8.00	1.00	OG		rubble OG, lim, 12cm sil section	w			w				1		WHI18000203	5	0.9
DDLS-18-01	1472007	8.00	9.00	1.00	OG	BXOG	competent sil bx OG with f-mg py	s					10		5		WHI18000203	70	0.9
DDLS-18-01	1472008	9.00	10.00	1.00	OG	BXOG	bxog, sil, cren fol, deformed, py	s					6		5		WHI18000203	180	1.4
DDLS-18-01	1472009	10.00	11.00	1.00	OG	BXOG	bx og with some rubble	m					10		3		WHI18000203	86	1.5
DDLS-18-01	1472010	11.00	12.00	1.00	OG	BXOG	lim sil BXOG	m					20		3		WHI18000203	313	1.2
DDLS-18-01	1472011	12.00	13.00	1.00	OG		direct contact to hem rubble, soft, unconsolidated. Some clay and mud										WHI18000203	32	2.6
DDLS-18-01	1472012	13.00	14.00	1.00	OG		hematitic rubble OG										WHI18000203	9	0.3
DDLS-18-01	1472013	14.00	15.00	1.00	OG		less mud and clay, still fractured										WHI18000203	11	0.6
DDLS-18-01	1472014	15.00	16.00	1.00	OG		less mud and clay, still fractured										WHI18000203	2	0.2
DDLS-18-01	1472015	16.00	17.00	1.00	OG		some sil section in hematitic rubble	m					5		tr		WHI18000203	3	0.3
DDLS-18-01	1472016	17.00	18.00	1.00	OG		hem fault gouge grading into competent soft OG										WHI18000203	5	0.3
DDLS-18-01	1472017	18.00	19.00	1.00	OG		soft OG with clasts of harder FeOX material						5				WHI18000203	7	0.2
DDLS-18-01	1472018	19.00	20.40	1.40	OG		consolidated clay with FeOX clasts										WHI18000203	5	0.1
DDLS-18-01	1472019	20.40	21.30	0.90	OG		fol, lim OG with calcite str	w			w		5	5	tr		WHI18000203	11	0.1
DDLS-18-01	1472020	21.30	22.00	0.70	OG	QBX	sil qtz bx zone, minor py	s					25		1		WHI18000203	<2	<0.1
DDLS-18-01	1472021	22.00	23.00	1.00	OG		lim OG w qtz-cal						5	5	tr		WHI18000203	4	2
DDLS-18-01	1472022	23.00	24.00	1.00	OG		lim OG w qtz-cal						2	2	tr		WHI18000203	253	1.1
DDLS-18-01	1472023	24.00	25.00	1.00	OG		soft OG, more hem, no veining								tr		WHI18000203	107	0.3
DDLS-18-01	1472024	25.00	26.00	1.00	OG		soft hem OG, qtz-cal veinlets						5	5	tr		WHI18000203	3	0.1
DDLS-18-01	1472025						BLANK - CDN-BL-9										WHI18000203	3	0.5
DDLS-18-01	1472026						STANDARD - CDN-ME-18										WHI18000203	491	57.7
DDLS-18-01	1472027	26.00	27.20	1.20	OG		lim OG, 1-2cm QVs						15		1		WHI18000203	<2	0.1
DDLS-18-01	1472028	27.20	27.70	0.50	OG	QBX	qtz bx zone minor py	s					25		1		WHI18000203	<2	0.1
DDLS-18-01	1472029	27.70	29.00	1.30	OG		hematitic								tr		WHI18000203	3	0.1
DDLS-18-01	1472030	29.00	30.00	1.00	OG		12cm section of sil OG	w							tr		WHI18000203	2	<0.1
DDLS-18-01	1472031	30.00	31.00	1.00	OG		mud and fractured hem OG. 8cm section of sil	w							tr		WHI18000203	3	0.2
DDLS-18-01	1472032	31.00	32.00	1.00	OG	DCOG	clay packed OG frags with sections of solid soft OG								tr		WHI18000203	246	0.2
DDLS-18-01	1472033	32.00	33.00	1.00	OG	DCOG	clay packed OG frags with sections of solid soft OG								tr		WHI18000203	73	0.3
DDLS-18-01	1472034	33.00	34.00	1.00	OG	DCOG	clay packed OG frags with sections of solid soft OG								tr		WHI18000203	2	0.5
DDLS-18-01	1472035	34.00	35.00	1.00	OG	DCOG	clay packed OG frags with sections of solid soft OG								tr		WHI18000203	15	0.1
DDLS-18-01	1472036	35.00	36.00	1.00	OG	DCOG	clay packed OG frags with sections of solid soft OG								tr		WHI18000203	5	<0.1
DDLS-18-01	1472037	36.00	37.00	1.00	OG	DCOG	clay packed OG frags with sections of solid soft OG								tr		WHI18000203	9	0.1
DDLS-18-01	1472038	37.00	38.00	1.00	OG	DCOG	clay packed OG frags with sections of solid soft OG								tr		WHI18000203	663	3.1
DDLS-18-01	1472039	38.00	39.00	1.00	OG	DCOG	clay packed OG frags with sections of solid soft OG								tr		WHI18000203	22	0.2
DDLS-18-01	1472040	39.00	40.00	1.00	OG	DCOG	clay packed OG frags with sections of solid soft OG								tr		WHI18000203	7	<0.1
DDLS-18-01	1472041	40.00	41.00	1.00	OG	FROG	gradation to silicified hematitic OG with py, weak bx	m							2		WHI18000203	4	0.2
DDLS-18-01	1472042	41.00	42.00	1.00	OG	FROG	gradation out of sil zone. Clay packed OG frags with sections of sil hem	m							2		WHI18000203	<2	<0.1
DDLS-18-01	1472043	42.00	43.00	1.00	OG	FROG	gradation out of sil zone. Clay packed OG frags with sections of sil hem	w							1		WHI18000203	<2	<0.1
DDLS-18-01	1472044	43.00	44.00	1.00	OG		clay and hematitic OG. Minor bx	w							tr		WHI18000203	<2	0.1
DDLS-18-01	1472045	44.00	45.00	1.00	OG		clay and hematitic OG. Minor bx	w							tr		WHI18000203	<2	0.3
DDLS-18-01	1472046	45.00	46.00	1.00	SHR	OG	contact of shear zone. Clay and hem OG with beds of blk clay shear zone material, grey clasts								tr		WHI18000203	3	0.2
DDLS-18-01	1472047	46.00	47.00	1.00	SHR	OG	shear zone clay with limonitic OG?								tr		WHI18000203	6	0.4
DDLS-18-01	1472048	47.00	48.00	1.00	SHR	QPC	mostly qtz pebble conglomerate with sections of shear zone clay								tr		WHI18000203	34	<0.1
DDLS-18-01	1472049	48.00	49.00	1.00	QPC	SHR	as above with some silty grey seds								tr		WHI18000203	2	0.2
DDLS-18-01	1472050						BLANK - CDN-BL-9										WHI18000203	4	0.5
DDLS-18-01	1472051						STANDARD - CDN-GS-15B (not enough sample)										WHI18000203	>10000	1.1
DDLS-18-01	1472052	49.00	50.00	1.00	SHR	QPC, S	shear zone clasts with grey silt and some lim QPC										WHI18000203	<2	0.1
DDLS-18-01	1472053	50.00	51.00	1.00	SHR	W	crossing contact into greywacke										WHI18000203	<2	0.2
DDLS-18-01	1472054	51.00	52.00	1.00	W		greywacke										WHI18000203	<2	0.1

LUCKYSTRIKE RESOURCES LTD.

Drill Hole	DDLS-18-02	**Property**	Lucky Strike	**Zone**	Monte Carlo

Coordinates (UTM NAD 83)					
Easting	589505	**Northing**	7012889	**Elevation (m)**	534
Survey by	Dan Ferraro	**Survey Method**	GPS Garmin 60CSx	**Date**	June 18, 2018

Summary					
Depth (m)	79.25	**Azimuth**	50	**Dip**	-55
Core Size	HTW	**Casing (ft)**	35	**Logged By**	Dan Ferraro
Drill Company	Kluane Drilling Ltd.	**Drill Rig**	KD 600-2		
Drill Start Date	June 17, 2018	**Drill Comp Date**	June 18, 2018		
Log Start Date	June 18, 2018	**Log Comp Date**	June 18, 2018		
Final casing	removed	**Core Location**	Monte Carlo Camp		
Comments	Scissoring back towards 17-01	**Claim #**	Au 91		

Samples			
Sample Numbers	1472055 - 1472138		
Number	84	**Lab**	Bureau Veritas
Cut by	Ethan	**Date Shipped**	June 29, 2018

Down Hole Survey					
Depth (m)	**Measured Azm.**	**Corrected Azm.**	**Dip**	**Magnetic Field (nT)**	**Temperature**
25.00	32.29	51.72	-56.38	56944	
50.00	34.69	54.12	-56.34	57121	
79.25	33.09	52.52	-56.16	56762	

From	To	Rock Code 1	Rock Code 2	Description
0.00	0.50	OB		Overburden; mud
0.50	60.70	OG		Orthogneiss. Simpson Range, Devonian to Mississippian. Generally limonitic, with Fe+calcite. Often well foliated shallow to core axis (0-20 dtca). Minor limonitic pyrite throughout. Black MnO common. Varying degrees of competency from silicified to rubble to packed clay. Weak to moderate brecciation common throughout.
				0.5 - 2.8m: poor recovery, fractured OG
				2.8m: foliation and veinlets 0 dtca with crosscutting fractures 65 dtca and steeper, good recovery
				3.8 - 5.2m: bleached, altered bluish grey lim OG. 20 dtca fol, minor specular hem.
				5.2m: fractured, blocky OG.
				6.1 - 6.5m: competent solid core with lim fractures at 50 dtca
				6.5 - 7.3m: fractured, rubbly, some clay
			QV	7.3 - 7.42m: grey qtz vein w lim fractures at 50 dtca, tr py
				7.42 - 7.9m: OG with broken up qtz veining, fractures steep to CA
				7.9 - 10.8m: clay and muddy fractured OG, unconsolidated
				10.8m: competent OG, fol 0-20 dtca. Crosscutting lim fx 45-90 dtca. Very little qtz. No carbonate.
				15.30m: 2cm qtz vein at 25 dtca
				15.50m: 4cm cluster of f-mg lim py along large fracture
				16m: core less competent w 10-20cm sections of QG with consistent 15 dtca fol. Little veining, tr py.
			BXOG	19.2 - 22.6m: shift to more qtz vein rich OG with brecciation. Veins are often semi-parallel to fol. 1-2% py. Moderate carbonate content and calcite veining
				20.1 - 20.8m: more brecciated, pyritic fx at 70 dtca
				20.8m: completely fractured, abundant calcite
				22.6m: 28 dtca contact to plain, well fol OG (15 dtca)
				24.7 - 25.06m: 3cm qtz vein shallow to CA. Lim fx, tr py. OG becomes less foliated
				25.4m: lim fx at 33 dtca w fol
			BXOG	25.6 - 26.35m: weak bx zone, 1cm QV along CA, 2% lim py
				26.35 - 29.0m: decomposed OG, 25-30 dtca fol visible in some more competent pieces. Minor vein material, weak carb alt
				29m: competent OG. 0.5-1cm crosscutting QVs. <15 dtca fol. Some thicker lim fx (1cm) with py
				31.5 - 31.6m: silicified w py
			BXOG	31.8 - 33.5m: weak breccia zone with pyritic lim fractures at 40-60 dtca
				33.5 - 41m: more typical well fol OG 20-25 dtca. Steep lim fractures 60-90 dtca, 0.5% py
				38.4 - 39.05m: 3cm qtz vein along CA
			BXOG	41.0 - 44.05m: breccia zone marked by 10cm fault gouge at upper contact. Lighter coloured OG. 3% py mostly with lim fractures. Shallow fol.
				44.05 - 47.63m: OG with sections of decomposed OG clay shallow to CA.
				45.2m: 8cm silicifed zone at 65 dtca
				49.85m: 10cm silicified zone at 45 dtca
			DCOG	47.63 - 55.00m: shallow contact to decomposed OG. Clay packed with interbedded competent OG at shallow contacts (<20 dtca)
			QBX	55.00 - 58.1m: 65 dtca contact to silicified quartz-rich OG. Bleached. Prospective disseminated f-mg py, 5-10%. Fractured but competent core. Limonitic fractures 45-90 dtca.
			DCOG, QBX	Becomes more clay-rich, decomposed, but with some fragments of above QBX. Clay fractures at 25 dtca
60.70	79.25	CLBSH	DOG, DCOG	Gradational contact to chlorite-biotite schist (also termed amphibolite). Not as mafic as seen in 2017 holes. Sill could be classified as orthogneiss or dioritic orthogneiss. Fairly decomposed, soft, clayey. Alternates between decomposed and competent rock in 0.5m intervals. Foliation consistent with above, semi-parallel to core axis. Bands of hematite, and hematitic fractured rock common. Trace pyrite.
				62.3m: 3cm qtz vein at 38 dtca
				72m: crenulated foliation visible, 0 to 35 dtca
79.25		EOH		End of hole

Drill Hole	Sample Number	From (m)	To (m)	Length (m)	Rock Code 1	Rock Code 2	Description	Alteration (w, m, s)					Veinlets (%)		Sulphide %		Certificate	Au (ppb)	Ag (ppm)
								Sil	Ser	Chl	Cb	Ep	QS	QCS	Py	Po			
DDLS-18-02	1472055	0.50	2.00	1.50	OG		Poor recovery, fx lim OG						15		tr		WHI18000264	1486	3.8
DDLS-18-02	1472056	2.00	3.00	1.00	OG		FX OG with qtz vein material						10		tr		WHI18000264	221	6
DDLS-18-02	1472057	3.00	4.00	1.00	OG		lim OG, fractured. Some bleaching						3		1		WHI18000264	19	0.3
DDLS-18-02	1472058	4.00	5.00	1.00	OG		semi bleached OG, bluish, fractured.						3		2		WHI18000264	113	0.4
DDLS-18-02	1472059	5.00	6.00	1.00	OG		fractured OG, hematitic, poor recovery								tr		WHI18000264	6	0.2
DDLS-18-02	1472060	6.00	7.00	1.00	OG		some competent OG, mostly fractured								1		WHI18000264	4	0.4
DDLS-18-02	1472061	7.00	8.00	1.00	OG	QV	fractured OG w 12cm grey QV, minor py-rich OG section, 3cm QV						20		3		WHI18000264	1191	2.6
DDLS-18-02	1472062	8.00	9.00	1.00	OG		fx muddy OG, minor py						2		0.5		WHI18000264	12	2.5
DDLS-18-02	1472063	9.00	10.00	1.00	OG		fx muddy OG								tr		WHI18000264	5	0.2
DDLS-18-02	1472064	10.00	11.00	1.00	OG		fx muddy OG						3		tr		WHI18000264	14	0.1
DDLS-18-02	1472065	11.00	12.00	1.00	OG		competent OG with lim fx, minor py								2		WHI18000264	144	0.6
DDLS-18-02	1472066	12.00	13.00	1.00	OG		competent OG with lim fx, minor py								1		WHI18000264	262	0.6
DDLS-18-02	1472067	13.00	14.00	1.00	OG		competent OG with lim fx								tr		WHI18000264	8	0.2
DDLS-18-02	1472068	14.00	15.00	1.00	OG		fx OG								tr		WHI18000264	17	0.2
DDLS-18-02	1472069	15.00	16.00	1.00	OG		OG w 0.5-2cm QVs. 4cm band of limonitic py						10		5		WHI18000264	<2	0.2
DDLS-18-02	1472070	16.00	17.00	1.00	OG		fx OG with qtz						6		2		WHI18000264	<2	0.2
DDLS-18-02	1472071	17.00	18.00	1.00	OG		fx OG								tr		WHI18000264	<2	0.2
DDLS-18-02	1472072	18.00	19.00	1.00	OG		fx OG								tr		WHI18000264	<2	<0.1
DDLS-18-02	1472073	19.00	20.00	1.00	OG	BXOG	brecciated, good recovery. Calcite and qtz veining				w		15	2	4		WHI18000264	592	1.1
DDLS-18-02	1472074	20.00	21.00	1.00	OG	BXOG	brecciated. Calcite and qtz veining				m		15	5	4		WHI18000264	953	2.3
DDLS-18-02	1472075						BLANK - CDN-BL-9										WHI18000264	5	0.4
DDLS-18-02	1472076						STANDARD - CDN-ME-18										WHI18000264	605	67.1
DDLS-18-02	1472077	21.00	22.00	1.00	OG	BXOG	completely fractured. Carb altered				m		15	5	2		WHI18000264	554	1
DDLS-18-02	1472078	22.00	23.00	1.00	OG	BXOG	fractured OG grading into less brecciation				w		3		1		WHI18000264	16	<0.1
DDLS-18-02	1472079	23.00	24.00	1.00	OG		fractured OG. 1cm QV along CA						6		1		WHI18000264	5	0.1
DDLS-18-02	1472080	24.00	25.00	1.00	OG		OG with 3cm QV along CA						40		1		WHI18000264	6	0.1
DDLS-18-02	1472081	25.00	26.00	1.00	OG		OQ with qtz veining						25		0.5		WHI18000264	34	0.1
DDLS-18-02	1472082	26.00	27.00	1.00	OG	DCOG	fractured OG w clay, unconsolidated								tr		WHI18000264	507	1.4
DDLS-18-02	1472083	27.00	28.00	1.00	OG	DCOG	semi consolidated						15		tr		WHI18000264	41	1.6
DDLS-18-02	1472084	28.00	29.00	1.00	OG	DCOG	semi consolidated						10		tr		WHI18000264	74	0.6
DDLS-18-02	1472085	29.00	30.00	1.00	OG		OG w 1-2cm qtz veins						15		0.5		WHI18000264	97	0.5
DDLS-18-02	1472086	30.00	31.00	1.00	OG		OG w 1-2cm qtz veins, weak bx						5		2		WHI18000264	16	0.1
DDLS-18-02	1472087	31.00	32.00	1.00	OG	BXOG	crossing contact to more brecciated OG, some fault gouge	w					2		3		WHI18000264	397	1.4
DDLS-18-02	1472088	32.00	33.00	1.00	OG	BXOG	bxog with py in lim fx	w					15		5		WHI18000264	1288	1.9
DDLS-18-02	1472089	33.00	34.00	1.00	OG	BXOG	bxog with py in lim fx	w					15		5		WHI18000264	472	0.7
DDLS-18-02	1472090	34.00	35.00	1.00	OG		out of bx zone								1		WHI18000264	75	<0.1
DDLS-18-02	1472091	35.00	36.00	1.00	OG		lim fx minor py								1		WHI18000264	148	0.2
DDLS-18-02	1472092	36.00	37.00	1.00	OG		lim fx minor py								1		WHI18000264	17	<0.1
DDLS-18-02	1472093	37.00	38.00	1.00	OG		lim fx minor py								0.5		WHI18000264	78	0.2
DDLS-18-02	1472094	38.00	39.00	1.00	OG		lim fx minor py, 3cm QV along CA						30		0.5		WHI18000264	14	<0.1
DDLS-18-02	1472095	39.00	40.00	1.00	OG		typical OG								tr		WHI18000264	35	<0.1
DDLS-18-02	1472096	40.00	41.00	1.00	OG		typical OG								tr		WHI18000264	6	<0.1
DDLS-18-02	1472097	41.00	42.00	1.00	OG	BXOG	weak sil, minor bx, lim fx w py	w							2		WHI18000264	5	<0.1
DDLS-18-02	1472098	42.00	43.00	1.00	OG	BXOG	weak sil, minor bx, lim fx w py	w							2		WHI18000264	23	0.1
DDLS-18-02	1472099	43.00	44.00	1.00	OG	BXOG	increased py in lim fx								5		WHI18000264	427	2.2
DDLS-18-02	1472100						BLANK - CDN-BL-9										WHI18000264	4	0.5
DDLS-18-02	1472101						STANDARD - CDN-GS-15B										WHI18000264	15800	1.3
DDLS-18-02	1472102	44.00	45.00	1.00	OG		deformed OG with 10cm sil section	w					2		1		WHI18000264	23	0.6
DDLS-18-02	1472103	45.00	46.00	1.00	OG		def OG, 8cm QV/sil zone	w					15		1		WHI18000264	63	1.3
DDLS-18-02	1472104	46.00	47.00	1.00	OG		OG with 1cm clay seams										WHI18000264	171	0.3
DDLS-18-02	1472105	47.00	48.00	1.00	OG	DCOG	OG grading to DCOG, lim hem						1				WHI18000264	34	0.1
DDLS-18-02	1472106	48.00	49.00	1.00	OG	DCOG	clay and ox OG										WHI18000264	20	0.1
DDLS-18-02	1472107	49.00	50.00	1.00	OG	DCOG	clay and ox OG, 10cm sil section	w					1		0.5		WHI18000264	8	0.1
DDLS-18-02	1472108	50.00	51.00	1.00	OG	DCOG	clay and ox OG										WHI18000264	2	<0.1
DDLS-18-02	1472109	51.00	52.00	1.00	OG	DCOG	clay and ox OG										WHI18000264	6	0.1
DDLS-18-02	1472110	52.00	53.00	1.00	OG	DCOG	clay and ox OG										WHI18000264	263	0.4

Drill Hole	Sample Number	From (m)	To (m)	Length (m)	Rock Code 1	Rock Code 2	Description	Alteration (w, m, s)					Veinlets (%)		Sulphide %		Certificate	Au (ppb)	Ag (ppm)
								Sil	Ser	Chl	Cb	Ep	QS	QCS	Py	Po			
DDLS-18-02	1472111	53.00	54.00	1.00	OG	DCOG	clay and ox OG										WHI18000264	107	0.2
DDLS-18-02	1472112	54.00	55.00	1.00	OG	DCOG	clay and ox OG										WHI18000264	604	1
DDLS-18-02	1472113	55.00	56.00	1.00	OG	QBX	bleached, sil OG with abundant dissem py	m							8		WHI18000264	4015	5.1
DDLS-18-02	1472114	56.00	57.00	1.00	OG	QBX	bleached, sil OG with abundant dissem py	m							8		WHI18000264	4615	4.3
DDLS-18-02	1472115	57.00	58.00	1.00	OG	QBX	bleached, sil OG with abundant dissem py	m							5		WHI18000264	4641	6.1
DDLS-18-02	1472116	58.00	59.00	1.00	OG	DCOG, QBX	decomposed OG w sil OG frags	w							3		WHI18000264	3486	3.4
DDLS-18-02	1472117	59.00	60.00	1.00	OG	DCOG, QBX	decomposed OG, minor QBX frags	w							1		WHI18000264	2308	3.5
DDLS-18-02	1472118	60.00	61.00	1.00	OG	CHBSH	decomposed OG grading to chlorite biotite schist										WHI18000264	44	0.2
DDLS-18-02	1472119	61.00	62.00	1.00	CHBSH	OG	hematitic						5				WHI18000264	248	0.5
DDLS-18-02	1472120	62.00	63.00	1.00	CHBSH	OG	hematitic, 3cm QV						5				WHI18000264	11	<0.1
DDLS-18-02	1472121	63.00	64.00	1.00	CHBSH	OG											WHI18000264	3	<0.1
DDLS-18-02	1472122	64.00	65.00	1.00	CHBSH	OG	hem										WHI18000264	4	<0.1
DDLS-18-02	1472123	65.00	66.00	1.00	CHBSH	OG	grading to totally decomposed										WHI18000264	<2	0.2
DDLS-18-02	1472124	66.00	67.00	1.00	CHBSH	OG	total decomposed. Just packed mud										WHI18000264	4	0.7
DDLS-18-02	1472125						BLANK - CDN-BL-9										WHI18000264	4	0.4
DDLS-18-02	1472126						STANDARD - CDN-ME-18										WHI18000264	485	61.7
DDLS-18-02	1472127	67.00	68.00	1.00	CHBSH	OG	decomposed										WHI18000264	<2	<0.1
DDLS-18-02	1472128	68.00	69.00	1.00	CHBSH	OG	more competent, hematitic bands										WHI18000264	2	<0.1
DDLS-18-02	1472129	69.00	70.00	1.00	CHBSH	OG											WHI18000264	3	<0.1
DDLS-18-02	1472130	70.00	71.00	1.00	CHBSH	OG											WHI18000264	<2	<0.1
DDLS-18-02	1472131	71.00	72.00	1.00	CHBSH	OG	12cm qtz vein, no min						15				WHI18000264	<2	<0.1
DDLS-18-02	1472132	72.00	73.00	1.00	CHBSH	OG											WHI18000264	<2	<0.1
DDLS-18-02	1472133	73.00	74.00	1.00	CHBSH	OG											WHI18000264	<2	<0.1
DDLS-18-02	1472134	74.00	75.00	1.00	CHBSH	OG											WHI18000264	<2	<0.1
DDLS-18-02	1472135	75.00	76.00	1.00	CHBSH	OG	1-2cm qtz veins						5				WHI18000264	<2	<0.1
DDLS-18-02	1472136	76.00	77.00	1.00	CHBSH	OG	1-2cm qtz veins						5				WHI18000264	<2	<0.1
DDLS-18-02	1472137	77.00	78.00	1.00	CHBSH	OG											WHI18000264	<2	0.3
DDLS-18-02	1472138	78.00	79.25	1.25	CHBSH	OG											WHI18000264	<2	<0.1

LUCKYSTRIKE RESOURCES LTD.

Drill Hole	DDLS-18-03	**Property**	Lucky Strike	**Zone**	Monte Carlo

Coordinates (UTM NAD 83)					
Easting	589565	**Northing**	7012869	**Elevation (m)**	536
Survey by	Dan Ferraro	**Survey Method**	GPS Garmin 60CSx	**Date**	June 23, 2018

Summary					
Depth (m)	108.20	**Azimuth**	230	**Dip**	-55
Core Size	HTW	**Casing (ft)**	30	**Logged By**	Dan Ferraro
Drill Company	Kluane Drilling Ltd.	**Drill Rig**	KD 600-2		
Drill Start Date	June 18, 2018	**Drill Comp Date**	June 19, 2018		
Log Start Date	June 19, 2018	**Log Comp Date**	June 20, 2018		
Final casing	removed	**Core Location**	Monte Carlo Camp		
Comments	50m SE stepout from 17-01	**Claim #**	Au 91		

Samples					
Sample Numbers	1472139 - 1472247				
Number	109	**Lab**	Bureau Veritas		
Cut by	Ethan	**Date Shipped**	June 29, 2018		

Down Hole Survey					
Depth (m)	**Measured Azm.**	**Corrected Azm.**	**Dip**	**Magnetic Field (nT)**	**Temperature**
25.00	206.1	225.53	-55.96	56958	
50.00	206.67	226.1	-56.18	56788	
90.00	206.99	226.42	-56.46	56988	
108.20	207.06	226.49	-56.62	57211	

From	To	Rock Code 1	Rock Code 2	Description
0.00	1.00	OB		Overburden; mud
1.00	95.85	OG		Orthogneiss. Simpson Range, Devonian to Mississippian. Generally limonitic, with Fe+minor calcite. Often well foliated steep to core axis (>65 dtca). Less altered and fractured than previous holes. More biotitic than previous holes. Quartz-albite veinlets parallel to foliation are common. Minor pyrite throughout unless otherwise noted.
				1m: unconsolidated fractured OG
			BXOG	2.5 - 3m: hematitic breccia with 2cm bleached clasts
				5m: larger pieces of competent core. Darker, chlorite and biotite rich OG. Foliation at 70 dtca. <1cm qtz veins parallel to foliation with lim fractures
			DCOG	7.6 - 9.3m: decomposed OG with 20cm section of silicified hematitic OG
				9.6 - 10.4m: lim fractures crosscutting fol with minor py. OG fairly dark, biotitic. Foliation 80 dtca
				10.4 - 12.7m: deformation zone, fol shallowing to 45 dtca
			Fault	13.7 - 14.1m: clay fault gouge
				16.2 - 18.3m: fractured, unconsolidated
				18.3 - 29.0m: qtz-albite veining increasing (up to 15%) parallel to steep foliation. Up to 2% py with lim fractures. Minor crosscutting qtz veins at 25 dtca, <1cm.
			BXOG	24.0 - 24.3m: small completely limonitized breccia zone with brecciated qtz veining. (zone seems to be at 70 dtca)
			DCOG	25 - 27m: decomposed and fractured
				29.0m: limonitic fracturing decreasing. Well foliated, darker OG, biotite-rich. Foliation 65 dtca. Soft. Local zones of DCOG
			DCOG	35.6 - 45.1m: clay packed OG but consolidated. Hematitic
				36.85 - 37.15m: small zone of silicified OG with albite veining within DCOG
				45.1m: well foliated biotitic OG, 45 dtca
				47.2m: shift to more typical OG, less biotite, more silicified. Very competent. 50-60 dtca fol. Minor qtz veins with py running along core axis.
			DCOG	49.12 - 49.3m: decomposed lim OG with py
			BXOG	49.3 - 50.1m: orange, completely limonitized OG with 3% dissem py. Prospective. Minor brecciation.
				50.1m: more felsic OG. Well fol at 45 dtca. Minor lim fx. Very little qtz veining
			BXOG	52.2 - 53.9m: orange limonitized zone with 1% dissem py, weak bx
				55m: weak bx, some bleaching, def quartz veining up to 3cm
				57.9 - 58.7m: more qtz-rich OG with lim fx carrying py. Fractures crosscut fol, often shallow to CA
				58.7 - 61.25m: plain foliated OG
				62.25 - 62.0m: lim fx carrying py
			FROG	63.13 - 63.9m: silicified hematitic zone
			BXOG	65.3 - 66m: prospective zone. Lim-py fx with brecciated qtz veining. F-mg py clusters (5%). Fairly bleached.
				66 - 70m: nice zone of lim OG w fractures carrying mg py (4%) and deformed, broken qtz veins up to 2cm. Well fol 50-60 dtca. Fractures at all angles
				70m: grading out of py min zone. Still oxidized fx
				71.3 - 71.6m: pyritic fx
				72.2 - 73m: total limonitization, grading to qtz bx
			DCOG	73m: decomposed OG
				74.8 - 75.15m: albitized QV with blue grey colour
				Fractured lim OG w sections of DCOG, 5-10cm primary qtz veins, tr py
				82.87m: tourmaline cluster
				85.9 - 91m: decomposed with sections of silicified blue-grey qtz, up to 25% of rock
				90.75m: tourmaline veinlets at 45 dtca
			DCOG	91 - 95m: clay, OG
95.85	97.40	FP		Small zone of felsic porphyry. Clay altered feldspars, semi angular (zone is larger in 18-04)
97.40	98.04	SHR		Shear zone. Black clay.
				97.90 - 98.04m: small section of decomposed OG
98.04	102.30	S		Clay textured siltstone, well bedded 35 dtca
				98.55m: soft black clay (argillite), consolidated, deformed
				102.1 - 102.3: black clay
102.30	104.60	W		Coarse wacke. Grey, minor py, no bedding
106.60	104.85	S		Soft siltstone, clay
104.85	105.26	W		Wackey, up to 2% py
105.26	108.05	S		Soft siltstone, clay
108.05	108.20	W		Small section of wacke, almost looks intrusive
108.20		EOH		End of hole

Drill Hole	Sample Number	From (m)	To (m)	Length (m)	Rock Code 1	Rock Code 2	Description	Alteration (w, m, s)					Veinlets (%)		Sulphide %		Certificate	Au (ppb)	Ag (ppm)
								Sil	Ser	Chl	Cb	Ep	QS	QCS	Py	Po			
DDLS-18-03	1472139	1.00	2.00	1.00	OG		Muddy OG with some competent core										WHI18000265	61	1.5
DDLS-18-03	1472140	2.00	3.00	1.00	OG	BXOG	fx OG w hematite bx								0.5		WHI18000265	31	1.2
DDLS-18-03	1472141	3.00	4.00	1.00	OG		fractured										WHI18000265	42	1.5
DDLS-18-03	1472142	4.00	5.00	1.00	OG		fractured										WHI18000265	103	4.4
DDLS-18-03	1472143	5.00	6.00	1.00	OG		small section of silicified OG with py (5cm)	w							0.5		WHI18000265	16	0.8
DDLS-18-03	1472144	6.00	7.00	1.00	OG		fractured										WHI18000265	8	0.4
DDLS-18-03	1472145	7.00	8.00	1.00	OG		fractured										WHI18000265	3	0.3
DDLS-18-03	1472146	8.00	9.00	1.00	OG		20cm sil hem zone	w							0.5		WHI18000265	3	0.1
DDLS-18-03	1472147	9.00	10.00	1.00	OG		OG with lim fx								1		WHI18000265	<2	0.2
DDLS-18-03	1472148	10.00	11.00	1.00	OG		OG with lim fx								tr		WHI18000265	9	<0.1
DDLS-18-03	1472149	11.00	12.00	1.00	OG		OG with lim fx								tr		WHI18000265	8	<0.1
DDLS-18-03	1472150						BLANK - CDN-BL-9										WHI18000265	5	0.4
DDLS-18-03	1472151						STANDARD - CDN-CM-25										WHI18000265	236	0.7
DDLS-18-03	1472152	12.00	13.00	1.00	OG		OG with abundant lim fx										WHI18000265	14	0.1
DDLS-18-03	1472153	13.00	14.00	1.00	OG	Fault	OG with hem fx, py, 25cm flt gouge								3		WHI18000265	38	5.2
DDLS-18-03	1472154	14.00	15.00	1.00	OG	Fault	Some flt gauge, lim OG, qtz vein						5	1	2		WHI18000265	6	<0.1
DDLS-18-03	1472155	15.00	16.00	1.00	OG		lim fx								1		WHI18000265	4	<0.1
DDLS-18-03	1472156	16.00	17.00	1.00	OG		fractured OG with lim fx								1		WHI18000265	9	0.1
DDLS-18-03	1472157	17.00	18.00	1.00	OG		fractured OG with lim fx								0.5		WHI18000265	13	0.1
DDLS-18-03	1472158	18.00	19.00	1.00	OG		fractured OG with lim fx, qtz albite veining						15		2		WHI18000265	9	<0.1
DDLS-18-03	1472159	19.00	20.00	1.00	OG		fractured OG with lim fx, qtz albite veining						10		3		WHI18000265	14	0.1
DDLS-18-03	1472160	20.00	21.00	1.00	OG		fractured OG with lim fx								2		WHI18000265	13	0.2
DDLS-18-03	1472161	21.00	22.00	1.00	OG		fractured OG with lim fx, qtz albite veining						5		2		WHI18000265	6	0.1
DDLS-18-03	1472162	22.00	23.00	1.00	OG		fractured OG with lim fx, qtz albite veining						5		1		WHI18000265	18	<0.1
DDLS-18-03	1472163	23.00	24.00	1.00	OG		fractured OG with lim fx, qtz albite veining						5		3		WHI18000265	10	<0.1
DDLS-18-03	1472164	24.00	25.00	1.00	OG	QBX	qtz breccia zone						20		3		WHI18000265	29	0.1
DDLS-18-03	1472165	25.00	26.00	1.00	OG		fx hem								0.5		WHI18000265	5	<0.1
DDLS-18-03	1472166	26.00	27.00	1.00	OG	BXOG	brecciated, hem								0.5		WHI18000265	4	0.1
DDLS-18-03	1472167	27.00	28.00	1.00	OG		albite alt OG								1		WHI18000265	43	0.2
DDLS-18-03	1472168	28.00	29.00	1.00	OG		lim fx, qtz veinlets						2		tr		WHI18000265	4	<0.1
DDLS-18-03	1472169	29.00	30.00	1.00	OG		well fol OG, qtz veining						8				WHI18000265	<2	<0.1
DDLS-18-03	1472170	30.00	31.00	1.00	OG		well fol OG, qtz veining, semi decomposed						10		tr		WHI18000265	5	0.1
DDLS-18-03	1472171	31.00	32.00	1.00	OG		well fol OG, qtz veining, semi decomposed						3		tr		WHI18000265	<2	<0.1
DDLS-18-03	1472172	32.00	33.00	1.00	OG		lim fx, decom										WHI18000265	8	<0.1
DDLS-18-03	1472173	33.00	34.00	1.00	OG		semi decom										WHI18000265	5	<0.1
DDLS-18-03	1472174	34.00	35.00	1.00	OG		semi decom										WHI18000265	<2	0.1
DDLS-18-03	1472175						BLANK - CDN-BL-9										WHI18000265	4	0.3
DDLS-18-03	1472176						STANDARD - CDN-ME-18										WHI18000265	617	62.3
DDLS-18-03	1472177	35.00	36.00	1.00	OG		OG w hematitic decomposed section										WHI18000265	3	<0.1
DDLS-18-03	1472178	36.00	37.00	1.00	OG	DCOG	15cm sil section w qtz carb	w						10	0.5		WHI18000265	6	<0.1
DDLS-18-03	1472179	37.00	38.00	1.00	OG	DCOG	15cm sil section w qtz carb	w						10	0.5		WHI18000265	2	<0.1
DDLS-18-03	1472180	38.00	39.00	1.00	OG	DCOG	clay but consolidated										WHI18000265	<2	0.1
DDLS-18-03	1472181	39.00	40.00	1.00	OG	DCOG											WHI18000265	8	<0.1
DDLS-18-03	1472182	40.00	41.00	1.00	OG	DCOG	very poor recovery										WHI18000265	7	0.3
DDLS-18-03	1472183	41.00	42.00	1.00	OG	DCOG											WHI18000265	8	<0.1
DDLS-18-03	1472184	42.00	43.00	1.00	OG	DCOG											WHI18000265	5	<0.1
DDLS-18-03	1472185	43.00	44.00	1.00	OG	DCOG											WHI18000265	32	0.1
DDLS-18-03	1472186	44.00	45.00	1.00	OG	DCOG	small silicified section	w							tr		WHI18000265	118	0.1
DDLS-18-03	1472187	45.00	46.00	1.00	OG		more competent OG, hem fx								tr		WHI18000265	<2	<0.1
DDLS-18-03	1472188	46.00	47.00	1.00	OG		competent OG, minor qtz						3		2		WHI18000265	<2	<0.1
DDLS-18-03	1472189	47.00	48.00	1.00	OG		more felsic OG, qtz veining						5		1		WHI18000265	5	<0.1
DDLS-18-03	1472190	48.00	49.00	1.00	OG		more felsic OG, qtz veining						10		2		WHI18000265	5	<0.1
DDLS-18-03	1472191	49.00	50.00	1.00	OG		more felsic OG, qtz veining						10		4		WHI18000265	2105	2
DDLS-18-03	1472192	50.00	51.00	1.00	OG		lim fx						5		2		WHI18000265	51	<0.1
DDLS-18-03	1472193	51.00	52.00	1.00	OG		lim fx										WHI18000265	16	<0.1
DDLS-18-03	1472194	52.00	53.00	1.00	OG	BXOG	weak bx, dissem py, lim OG, qtz veining						10		1		WHI18000265	4	<0.1

Drill Hole	Sample Number	From (m)	To (m)	Length (m)	Rock Code 1	Rock Code 2	Description	Alteration (w, m, s)					Veinlets (%)		Sulphide %		Certificate	Au (ppb)	Ag (ppm)
								Sil	Ser	Chl	Cb	Ep	QS	QCS	Py	Po			
DDLS-18-03	1472195	53.00	54.00	1.00	OG	BXOG	weak bx, dissem py, lim OG, qtz veining						15		1		WHI18000265	4	<0.1
DDLS-18-03	1472196	54.00	55.00	1.00	OG	BXOG	weak bx, dissem py, lim OG, qtz veining						15		1		WHI18000265	4	<0.1
DDLS-18-03	1472197	55.00	56.00	1.00	OG	BXOG	bleached, qtz veining						25		4		WHI18000265	33	<0.1
DDLS-18-03	1472198	56.00	57.00	1.00	OG		less quartz, semi-bleached						10		2		WHI18000265	13	0.1
DDLS-18-03	1472199	57.00	58.00	1.00	OG		bleached, qtz veining						25		4		WHI18000265	142	0.2
DDLS-18-03	1472200						BLANK - CDN-BL-9										WHI18000265	4	0.4
DDLS-18-03	1472201						STANDARD - CDN-GS-15B										WHI18000265	16800	1.1
DDLS-18-03	1472202	58.00	59.00	1.00	OG		OG w lim fx, bleached						15		3		WHI18000265	26	<0.1
DDLS-18-03	1472203	59.00	60.00	1.00	OG		minor qtz veining						5		0.5		WHI18000265	13	<0.1
DDLS-18-03	1472204	60.00	61.00	1.00	OG		qtz-albite veining						8		tr		WHI18000265	12	<0.1
DDLS-18-03	1472205	61.00	62.00	1.00	OG		qtz veining						10		2		WHI18000265	8	<0.1
DDLS-18-03	1472206	62.00	63.00	1.00	OG		lim fx								tr		WHI18000265	2	<0.1
DDLS-18-03	1472207	63.00	64.00	1.00	OG	FROG	sil hem zone						5		2		WHI18000265	<2	<0.1
DDLS-18-03	1472208	64.00	65.00	1.00	OG		fractured, bleached, qtz veining						25		2		WHI18000265	38	0.1
DDLS-18-03	1472209	65.00	66.00	1.00	OG		semi-bleached						25		1		WHI18000265	65	0.3
DDLS-18-03	1472210	66.00	67.00	1.00	OG		lim fx, cluster of mg py, abundant qtz						20		5		WHI18000265	436	1.3
DDLS-18-03	1472211	67.00	68.00	1.00	OG		lim fx, mg py, abundant qtz						20		4		WHI18000265	67	0.3
DDLS-18-03	1472212	68.00	69.00	1.00	OG		lim fx, mg py, abundant qtz						20		4		WHI18000265	26	0.1
DDLS-18-03	1472213	69.00	70.00	1.00	OG		lim fx, mg py, abundant qtz						20		4		WHI18000265	70	0.2
DDLS-18-03	1472214	70.00	71.00	1.00	OG		less py than above						20		1		WHI18000265	71	0.3
DDLS-18-03	1472215	71.00	72.00	1.00	OG		lim fx						15		1		WHI18000265	21	<0.1
DDLS-18-03	1472216	72.00	73.00	1.00	OG	DCOG, BXOG	decomposed bx zone						5		1		WHI18000265	104	0.6
DDLS-18-03	1472217	73.00	74.00	1.00	OG	DCOG	hematitic						5				WHI18000265	409	1.8
DDLS-18-03	1472218	74.00	75.00	1.00	OG		fx OG, lim, blue grey silicified qtz	w					15		tr		WHI18000265	151	0.9
DDLS-18-03	1472219	75.00	76.00	1.00	OG		fx OG, lim, blue grey silicified qtz	w					15		tr		WHI18000265	15	0.1
DDLS-18-03	1472220	76.00	77.00	1.00	OG	BXOG	fx OG, lim, blue grey silicified qtz	w					5		tr		WHI18000265	25	0.2
DDLS-18-03	1472221	77.00	78.00	1.00	OG	BXOG	fx OG, lim, blue grey silicified qtz, minor albite	w					10		tr		WHI18000265	11	0.1
DDLS-18-03	1472222	78.00	79.00	1.00	OG	DCOG	fx OG, lim, blue grey silicified qtz, minor albite						10		tr		WHI18000265	10	0.1
DDLS-18-03	1472223	79.00	80.00	1.00	OG	DCOG	some competent OG						5		tr		WHI18000265	12	0.1
DDLS-18-03	1472224	80.00	81.00	1.00	OG		lim								tr		WHI18000265	352	0.5
DDLS-18-03	1472225						BLANK - CDN-BL-9										WHI18000265	5	0.4
DDLS-18-03	1472226						STANDARD - CDN-ME-18										WHI18000265	462	61.1
DDLS-18-03	1472227	81.00	82.00	1.00	OG		fx OG, lim, blue grey silicified qtz	w					10		tr		WHI18000265	110	0.3
DDLS-18-03	1472228	82.00	83.00	1.00	OG		fx OG, lim, blue grey silicified qtz	w					5		tr		WHI18000265	7	<0.1
DDLS-18-03	1472229	83.00	84.00	1.00	OG		fx OG, lim, blue grey silicified qtz	m					50		tr		WHI18000265	10	<0.1
DDLS-18-03	1472230	84.00	85.00	1.00	OG		fx OG, lim, blue grey silicified qtz	m					25		tr		WHI18000265	19	<0.1
DDLS-18-03	1472231	85.00	86.00	1.00	OG		fx OG, lim, blue grey silicified qtz	w					25		tr		WHI18000265	16	0.1
DDLS-18-03	1472232	86.00	87.00	1.00	OG	DCOG	lim OG, partial DCOG										WHI18000265	3	0.2
DDLS-18-03	1472233	87.00	88.00	1.00	OG	DCOG	lim OG, partial DCOG										WHI18000265	3	0.1
DDLS-18-03	1472234	88.00	89.00	1.00	OG		fx OG, lim, blue grey silicified qtz	w					25		tr		WHI18000265	7	<0.1
DDLS-18-03	1472235	89.00	90.00	1.00	OG		fx OG, lim, blue grey silicified qtz	w					10		tr		WHI18000265	2	<0.1
DDLS-18-03	1472236	90.00	91.00	1.00	OG		fx OG, lim, blue grey silicified qtz, tourmaline	w					10		tr		WHI18000265	6	<0.1
DDLS-18-03	1472237	91.00	92.00	1.00	OG	DCOG	lim OG, partial DCOG										WHI18000265	3	<0.1
DDLS-18-03	1472238	92.00	93.00	1.00	OG	DCOG	lim OG, partial DCOG										WHI18000265	7	0.1
DDLS-18-03	1472239	93.00	94.00	1.00	OG	DCOG	consolidated										WHI18000265	18	0.2
DDLS-18-03	1472240	94.00	95.00	1.00	OG	DCOG	consolidated, hem										WHI18000265	20	0.3
DDLS-18-03	1472241	95.00	96.00	1.00	OG		grading to porphyritic										WHI18000265	3	0.3
DDLS-18-03	1472242	96.00	97.40	1.40	OG		porphyritic altered OG										WHI18000265	<2	0.6
DDLS-18-03	1472243	97.40	98.10	0.70	SHR	OG	blk clay shear with 20cm piece of decomposed OG										WHI18000265	<2	1.1
DDLS-18-03	1472244	98.10	99.00	0.90	S		siltstone, clay										WHI18000265	<2	<0.1
DDLS-18-03	1472245	99.00	100.00	1.00	S		siltstone, clay										WHI18000265	<2	0.1
DDLS-18-03	1472246	102.00	103.00	1.00	S	W, SHR	shear zone clay, coarse wacke								1		WHI18000265	<2	0.2
DDLS-18-03	1472247	103.00	103.80	0.80	W		coarse wacke, dissem py								2		WHI18000265	<2	0.2

LUCKYSTRIKE RESOURCES LTD.

Drill Hole	DDLS-18-04	**Property**	Lucky Strike	**Zone**	Monte Carlo

Coordinates (UTM NAD 83)					
Easting	589606	**Northing**	7012766	**Elevation (m)**	527
Survey by	Dan Ferraro	**Survey Method**	GPS Garmin 60CSx	**Date**	July 21, 2017

Summary					
Depth (m)	103.63	**Azimuth**	230	**Dip**	-55
Core Size	HTW	**Casing (ft)**	50	**Logged By**	Dan Ferraro
Drill Company	Kluane Drilling Ltd.	**Drill Rig**	KD 600-2		
Drill Start Date	June 19, 2018	**Drill Comp Date**	June 20, 2018		
Log Start Date	June 20, 2018	**Log Comp Date**	June 21, 2018		
Final casing	removed	**Core Location**	Monte Carlo Camp		
Comments	Drilling trench on L6	**Claim #**	Au 89		

Samples					
Sample Numbers	1472248 - 1472364				
Number	117	**Lab**	Bureau Veritas		
Cut by	Ethan	**Date Shipped**	June 29, 2018		

Down Hole Survey					
Depth (m)	**Measured Azm.**	**Corrected Azm.**	**Dip**	**Magnetic Field (nT)**	**Temperature**
30.00	215.79	235.22	-56.82	56815	
65.00	216.18	235.61	-56.92	56982	
103.63	215.73	235.16	-57.29	57091	

From	To	Rock Code 1	Rock Code 2	Description
0.00	1.40	OB		Overburden
1.40	20.15	CLBSH		Chlorite-biotite schist or paragneiss (?). More mafic minerals/melanocratic than typical orthogneiss and not orange and limonitic. Looks like amphibolite in some places. Greenish-grey and white. Typically well foliated at 50-65 dtca. Magnetic.
			DC	1.4 - 4.5m: decomposed, consolidated clay, reddish colour
				4.5m: fractured, but competent pieces.
				4.9m: competent core. Coarser, well foliated biotite schist. Foliation 50-60 dtca. Fairly uniform
				9.4 - 10.7m: unconsolidated
			G	10.7m: more gneissic style banding, white leucocratic bands with dark biotite. Consistent foliation at 65 dtca. Minor fractures
			DC	13 - 13.7m: decomposed
				13.7 - 14.0m: oxidized orange, limonitic
				14.3m: chloritic. Less foliated, non-gneissic, more massive texture. Soft. Some hematitic shears. Chlorite schist or amphibolite. Few scattered QVs
				18m: sections of biotite gneiss within chloritic rk. 65 dtca
20.15	83.52	OG		Contact to orthogneiss. Typical orange limonitic rock, varying competency. Very fractured, partially decomposed. Moderate foliation at 50-55 dtca.
				20.15 - 20.35m: contact marked by 20cm section of completely bleached white gneiss
				25.4m: qtz-ank vein, 4cm, 35 dtca, crosscutting fol
				26.1 - 26.4m: nice lim-py zone, fractured along CA, soft rock
			Fault?	28.4 - 28.6m: fault gouge? Clay
				28.6 - 29m: lim fx and hem
				29.3 - 32m: calcite veinlets w minor lim-py fx. Hematitic
			Fault?	32 - 32.35m: clay fault gouge?
				33.53 - 34m: pervasive limonite w minor dissem py
				34m: 35 dtca fol
			CLBSH	35.1 - 35.38m: small section of chlorite amphibolite, massive texture
			Fault?	35.38 - 37.8m: Fault? Completely packed red clay, possibly DCOG?
			SOGSH	37.8 - 49.2m: Mineralized zone. Local silicification in well foliated orthogneiss (65 dtca). Orthogneiss is well preserved, not really brecciated as seen in other min zones. Silicified zones are white-blue-grey, 5-15cm wide. Blue is mostly specular hematite. Limonitic fractures carrying pyrite dispersed throughout (5%) generally at shallow angles to core axis. Some primary qtz veins up to 8cm wide. Albite common throughout zone.
			QV	39.06 - 39.28m: milky white qtz vein with limonitic fractures, minor fg py along margins
				40 - 43m: 5% py
				44.7m: silicification intensifies
				46m: rock softer, less silicified, pyrite fractures still common, shallow to CA
				49.2 - 55.2m: well foliated orange OG 55-75 dtca, abundant biotite ('tiger stripe' appearance), very little py. Some minor silicified zones, more sporadically spaced
				52.1 - 52.3m: sil zone, py and spec hem
				54.65 - 54.8m: nice py zone, shallow fol 40 dtca
			SOGSH	55.2m: Consistent mineralized zone again. Local silicification, more pervasive limonitization, less evident foliated wallrock.
				56 - 56.5m: 10% py sil zone. Py-carrying fractures little steeper, 45 dtca
				60.8 - 61m: pervasive lim with dissem py
			QV	61.2 - 62.3m: deformed broken up qtz vein with 5% py
			DCOG	62.3 - 63.3m: decomposed
				64.4 - 65m: multiple 1-4cm qtz veins (milky white-orange) crosscutting fol, 3% py
			QVBX	67.3 - 67.5m: darker grey brecciated qtz vein w limonitic fractures, 60 dtca, possibly primary
				68.5m: grades to partially decomp and soft OG
			QVBX	69.7 -70.8m: brecciated qtz vein material, minor py, lim
				Some local silicified zone continues with minor py, fol >75 dtca
				74.48 - 74.66m: qtz-albite with minor lim fx and py
				77 - 83.52m: grading to less limonitic OG. Greyer with 10-50 cm sections of decomposed OG
			QVBX	81.3 - 81.6m: decomposed qtz bx
				Zone culminates in pure light grey clay
83.52	91.45	FMV	Hem	Contact to grey and red felsic metavolcanic (?). Light grey-greenish, fine grained rock with 30% red hematitic fractures. Fractures generally run shallow to CA. Some brecciated clasts up to 2cm. Greenish tint may be fuchsite. Non-magnetic.
				89.5m: above zone grades to clay then resumes without red hematite. Grey-green felsic metavolcanic with darker grey seams (maybe same as above zone, but not hematite, could be goethite or specular hematite). Very specific green colour; possible fuchsite.

From	To	Rock Code 1	Rock Code 2	Description
91.45	97.40	FP		Direct contact to felsic porphyry. Seen in <1m intervals near the shear in previous holes, but not really defined. Zone has very fine grained grey-pink groundmass with medium grained semi-angular feldspars partially altered to clay. Also contains very sporadic clasts of dark sediment (<0.5cm) which are semi-rounded. Either this is a very young volcanic unit picking up sediment from nearby rock, or it is some kind of polymictic volcaniclastic unit.
				91.45 - 92.4m: Groundmass is greenish like above felsic metavolcanics and has black deformed shears up to 5cm wide steep to CA with 1cm clasts of dk sediment (semi-rounded).
				96.08 - 96.16m: small fining upward sequence of dark sediment clasts, fairly angular
				96.16 - 97.1m: porphyry resumes, but orange oxidized tint
				97.1 - 97.4m: brecciated porphyry
97.40	100.46	SHR		Shear zone. As seen in previous holes. Black clay with clasts of felsics. Possibly post dates volcanics?
100.46	102.04	S		Siltstone. Soft but cohesive, bedding at 55 dtca. Tr py.
				100.8 - 101.12m: section of below wacke unit
102.04	103.40	W		Greywacke. Little discernable bedding or fabric. 1% dissem py. Medium grained.
103.40	103.63	S		Section of harder siltstone. Bedding 60 dtca
103.63		EOH		End of hole

Drill Hole	Sample Number	From (m)	To (m)	Length (m)	Rock Code 1	Rock Code 2	Description	Alteration (w, m, s)					Veinlets (%)		Sulphide %		Certificate	Au (ppb)	Ag (ppm)
								Sil	Ser	Chl	Cb	Ep	QS	QCS	Py	Po			
DDLS-18-04	1472248	1.40	3.00	1.60	CHBSH	DC	reddish clay, all decomp										WHI18000266	4	0.9
DDLS-18-04	1472249	3.00	4.00	1.00	CHBSH	DC	decomp schist										WHI18000266	5	0.1
DDLS-18-04	1472250						BLANK - CDN-BL-9										WHI18000266	4	0.3
DDLS-18-04	1472251						STANDARD - CDN-CM-25										WHI18000266	234	0.6
DDLS-18-04	1472252	4.00	5.00	1.00	CHBSH	G	partial decomp bt gneiss										WHI18000266	6	0.1
DDLS-18-04	1472253	5.00	6.00	1.00	CHBSH	G	fx bt gneiss/schist										WHI18000266	7	0.2
DDLS-18-04	1472254	6.00	7.00	1.00	CHBSH	G	fx bt gneiss/schist, poor recovery										WHI18000266	4	0.1
DDLS-18-04	1472255	7.00	8.00	1.00	CHBSH	G	fx bt gneiss/schist, poor recovery										WHI18000266	2	0.2
DDLS-18-04	1472256	8.00	9.00	1.00	CHBSH	G	fx bt gneiss/schist, poor recovery, hem										WHI18000266	3	0.1
DDLS-18-04	1472257	9.00	10.00	1.00	CHBSH		chl-bt schist										WHI18000266	2	<0.1
DDLS-18-04	1472258	10.00	11.00	1.00	CHBSH	G	more gneissic banding										WHI18000266	2	<0.1
DDLS-18-04	1472259	11.00	12.00	1.00	CHBSH	G	gneissic banding										WHI18000266	2	<0.1
DDLS-18-04	1472260	12.00	13.00	1.00	CHBSH	G	gneissic banding										WHI18000266	2	<0.1
DDLS-18-04	1472261	13.00	14.00	1.00	CHBSH		orange lim fx, decomp, clay										WHI18000266	5	<0.1
DDLS-18-04	1472262	14.00	15.00	1.00	CHBSH		chl schist/amphibolite										WHI18000266	5	<0.1
DDLS-18-04	1472263	15.00	16.00	1.00	CHBSH		chl schist/amphibolite										WHI18000266	5	<0.1
DDLS-18-04	1472264	16.00	17.00	1.00	CHBSH		chl schist/amphibolite										WHI18000266	5	<0.1
DDLS-18-04	1472265	17.00	18.00	1.00	CHBSH	DC	chl schist/amphibolite										WHI18000266	<2	<0.1
DDLS-18-04	1472266	18.00	19.00	1.00	CHBSH		chl schist/amphibolite, increased foliation										WHI18000266	<2	<0.1
DDLS-18-04	1472267	19.00	20.10	1.10	CHBSH	G	more gneissic again										WHI18000266	<2	<0.1
DDLS-18-04	1472268	20.10	21.00	0.90	OG	DCOG	contact to typical orange OG, with 20cm section of bleached white rock, then decomp										WHI18000266	<2	<0.1
DDLS-18-04	1472269	21.00	22.00	1.00	OG		intense lim, partial decom										WHI18000266	<2	0.1
DDLS-18-04	1472270	22.00	23.00	1.00	OG	DCOG	lim fx, decom										WHI18000266	<2	0.1
DDLS-18-04	1472271	23.00	24.00	1.00	OG		lim OG								tr		WHI18000266	<2	<0.1
DDLS-18-04	1472272	24.00	25.00	1.00	OG		lim OG								tr		WHI18000266	3	0.2
DDLS-18-04	1472273	25.00	26.00	1.00	OG		qtz-ank? Vein, py in lim fx						5		2		WHI18000266	<2	<0.1
DDLS-18-04	1472274	26.00	27.00	1.00	OG	Fault	mashed up flt gouge, hem, weak carb				w				tr		WHI18000266	<2	1.1
DDLS-18-04	1472275						BLANK - CDN-BL-9										WHI18000266	3	0.5
DDLS-18-04	1472276						STANDARD - CDN-ME-18										WHI18000266	473	62.7
DDLS-18-04	1472277	27.00	28.00	1.00	OG		partially decom lim OG				w				1		WHI18000266	2	0.2
DDLS-18-04	1472278	28.00	29.00	1.00	OG	BXOG	weak sil, carb. Lim fx, weak bx	w			w				tr		WHI18000266	<2	<0.1
DDLS-18-04	1472279	29.00	30.00	1.00	OG	BXOG	weak sil, carb. Lim fx, weak bx				w				tr		WHI18000266	<2	0.2
DDLS-18-04	1472280	30.00	31.00	1.00	OG		clay fault, lim				w				1		WHI18000266	<2	0.1
DDLS-18-04	1472281	31.00	32.00	1.00	OG		carb veinlets, hematitic				w				0.5		WHI18000266	<2	<0.1
DDLS-18-04	1472282	32.00	33.00	1.00	OG	Fault	all clay										WHI18000266	<2	2.1
DDLS-18-04	1472283	33.00	34.00	1.00	OG	Fault, BXOG	clay fault to totally limonitized weak bx								0.5		WHI18000266	<2	<0.1
DDLS-18-04	1472284	34.00	35.00	1.00	OG		lim, qtz veining						5		tr		WHI18000266	<2	<0.1
DDLS-18-04	1472285	35.00	36.00	1.00	OG	DCOG, CHBSH	20cm section of amphibolite								tr		WHI18000266	<2	<0.1
DDLS-18-04	1472286	36.00	37.00	1.00	OG		intense lim, partial decom								1		WHI18000266	44	0.2
DDLS-18-04	1472287	37.00	37.80	0.80	OG	Fault?, DCOG	clay, consolidated										WHI18000266	120	0.2
DDLS-18-04	1472288	37.80	38.50	0.70	OG	SOG	silicified min zone, bluish qtz, py in fx	m					20		3		WHI18000266	4	<0.1
DDLS-18-04	1472289	38.50	39.00	0.50	OG	DCOG	partial decomp w qtz veining						15		tr		WHI18000266	11	<0.1
DDLS-18-04	1472290	39.00	39.50	0.50	OG	QV	20cm milky white QV with nice lim fx carrying py	w					40		3		WHI18000266	7	<0.1
DDLS-18-04	1472291	39.50	40.00	0.50	OG	SOG	silicified min zone, in well fol OG, abundant py in fx, albite common throughout zone	m					10		5		WHI18000266	18	<0.1
DDLS-18-04	1472292	40.00	41.00	1.00	OG	SOG	silicified min zone, in well fol OG, abundant py in fx	m					5		8		WHI18000266	667	1.5
DDLS-18-04	1472293	41.00	42.00	1.00	OG	SOG	silicified min zone, in well fol OG, abundant py in fx	m					5		6		WHI18000266	30	0.1
DDLS-18-04	1472294	42.00	43.00	1.00	OG	SOG	silicified min zone, in well fol OG, abundant py in fx	m					5		3		WHI18000266	4	<0.1
DDLS-18-04	1472295	43.00	44.00	1.00	OG	SOG	silicified min zone, in well fol OG, abundant py in fx	m					10		3		WHI18000266	238	0.6
DDLS-18-04	1472296	44.00	45.00	1.00	OG	SOG	silicified min zone, in well fol OG, abundant py in fx	m					10		3		WHI18000266	5	<0.1
DDLS-18-04	1472297	45.00	46.00	1.00	OG	SOG	silicified min zone, in well fol OG, abundant py in fx	m					25		8		WHI18000266	3	<0.1
DDLS-18-04	1472298	46.00	47.00	1.00	OG	SOG	silicified min zone, in well fol OG, abundant py in fx, softer wallrock	w					20		5		WHI18000266	5	0.1
DDLS-18-04	1472299	47.00	48.00	1.00	OG	SOG	silicified min zone, in well fol OG, abundant py in fx, softer wallrock	w					20		5		WHI18000266	13	<0.1

Drill Hole	Sample Number	From (m)	To (m)	Length (m)	Rock Code 1	Rock Code 2	Description	Alteration (w, m, s)					Veinlets (%)		Sulphide %		Certificate	Au (ppb)	Ag (ppm)
								Sil	Ser	Chl	Cb	Ep	QS	QCS	Py	Po			
DDLS-18-04	1472300						BLANK - CDN-BL-9										WHI18000266	4	0.6
DDLS-18-04	1472301						STANDARD - CDN-GS-15B										WHI18000266	16400	1
DDLS-18-04	1472302	48.00	49.00	1.00	OG	SOG	silicified min zone, in well fol OG, abundant py in fx, softer wallrock	w					15		3		WHI18000266	43	0.1
DDLS-18-04	1472303	49.00	50.00	1.00	OG		out of min zone, bt-rich OG, well fol						5		1		WHI18000266	173	0.3
DDLS-18-04	1472304	50.00	51.00	1.00	OG		out of min zone, bt-rich OG, well fol						5		1		WHI18000266	4	<0.1
DDLS-18-04	1472305	51.00	52.00	1.00	OG		out of min zone, bt-rich OG, well fol, 2cm qtz-ank vein						5		1		WHI18000266	6	<0.1
DDLS-18-04	1472306	52.00	53.00	1.00	OG	SOG	back in sil zone, some hem	w					15		2		WHI18000266	14	<0.1
DDLS-18-04	1472307	53.00	54.00	1.00	OG		not silicified								1		WHI18000266	4	<0.1
DDLS-18-04	1472308	54.00	54.50	0.50	OG		not silicified								tr		WHI18000266	3	<0.1
DDLS-18-04	1472309	54.50	55.00	0.50	OG	SOG	sil zone	m					20		5		WHI18000266	3	<0.1
DDLS-18-04	1472310	55.00	56.00	1.00	OG	SOG	sil zone	m					15		3		WHI18000266	9	<0.1
DDLS-18-04	1472311	56.00	57.00	1.00	OG	SOG	sil zone, increased py	m					15		10		WHI18000266	24	<0.1
DDLS-18-04	1472312	57.00	58.00	1.00	OG	SOG	sil zone	m					10		3		WHI18000266	11	<0.1
DDLS-18-04	1472313	58.00	59.00	1.00	OG		pervasive lim, def zone						5		3		WHI18000266	<2	<0.1
DDLS-18-04	1472314	59.00	60.00	1.00	OG	SOG	sil zone, lim	w					5		6		WHI18000266	28	0.2
DDLS-18-04	1472315	60.00	61.00	1.00	OG	SOG	sil zone, lim	w					5		7		WHI18000266	116	0.4
DDLS-18-04	1472316	61.00	62.00	1.00	OG	QV	lim with deformed qtz vein, fractured, abundant py	w					70		8		WHI18000266	272	0.9
DDLS-18-04	1472317	62.00	62.50	0.50	OG	QV	lim with deformed qtz vein, fractured, abundant py	w					50		8		WHI18000266	181	0.4
DDLS-18-04	1472318	62.50	63.00	0.50	OG	DCOG	limonitic, decomp								tr		WHI18000266	6	0.4
DDLS-18-04	1472319	63.00	64.00	1.00	OG	DCOG	limonitic, decomp								tr		WHI18000266	16	0.2
DDLS-18-04	1472320	64.00	65.00	1.00	OG	DC, SOG, BX	partially dcomp, bx, sil, qtz veining	w					30		4		WHI18000266	8	0.2
DDLS-18-04	1472321	65.00	66.00	1.00	OG	SOG	local sil zone	w					10		3		WHI18000266	11	<0.1
DDLS-18-04	1472322	66.00	67.00	1.00	OG		well fol OG w qtz veining						10		1		WHI18000266	16	<0.1
DDLS-18-04	1472323	67.00	68.00	1.00	OG	SOG	silicified min zone, 20cm grey bx qtz vein, not much py in vein, lots of py in sil zone	w					30		5		WHI18000266	95	0.3
DDLS-18-04	1472324	68.00	69.00	1.00	OG		partially decomp.						15		4		WHI18000266	576	2.1
DDLS-18-04	1472325						BLANK - CDN-BL-9										WHI18000266	5	0.5
DDLS-18-04	1472326						STANDARD - CDN-CM-25										WHI18000266	236	0.6
DDLS-18-04	1472327	69.00	70.00	1.00	OG		soft OG, def qtz						20		0.5		WHI18000266	184	0.3
DDLS-18-04	1472328	70.00	71.00	1.00	OG	QVBX	deformed qtz veining, minor bx						50		1		WHI18000266	20	0.1
DDLS-18-04	1472329	71.00	72.00	1.00	OG		partially decomp.						2		0.5		WHI18000266	12	<0.1
DDLS-18-04	1472330	72.00	73.00	1.00	OG		partially decomp.						2		0.5		WHI18000266	<2	0.1
DDLS-18-04	1472331	73.00	74.00	1.00	OG		partially decomp.								2		WHI18000266	<2	<0.1
DDLS-18-04	1472332	74.00	75.00	1.00	OG		lim fx, minor qtz						10		2		WHI18000266	<2	<0.1
DDLS-18-04	1472333	75.00	76.00	1.00	OG		lim, qtz veinlets						10		1		WHI18000266	<2	<0.1
DDLS-18-04	1472334	76.00	77.00	1.00	OG		lim, qtz veinlets						10		1		WHI18000266	<2	<0.1
DDLS-18-04	1472335	77.00	78.00	1.00	OG		less limonitic						10		1		WHI18000266	<2	<0.1
DDLS-18-04	1472336	78.00	79.00	1.00	OG		less limonitic						10		1		WHI18000266	<2	<0.1
DDLS-18-04	1472337	79.00	80.00	1.00	OG	DCOG	decomposed										WHI18000266	18	0.2
DDLS-18-04	1472338	80.00	81.00	1.00	OG		typical lim OG						5		0.5		WHI18000266	<2	<0.1
DDLS-18-04	1472339	81.00	82.00	1.00	OG	BXQV	brecciated qtz veining, minor py						30		0.5		WHI18000266	3	0.1
DDLS-18-04	1472340	82.00	83.00	1.00	OG		typical lim OG						5		tr		WHI18000266	12	<0.1
DDLS-18-04	1472341	83.00	83.50	0.50	OG	DCOG	decomp, grey clay										WHI18000266	50	0.2
DDLS-18-04	1472342	83.50	84.00	0.50	FMV		felsic metavol, deformed, fuchsite, hematite fx										WHI18000266	<2	<0.1
DDLS-18-04	1472343	84.00	85.00	1.00	FMV		felsic metavol, deformed, fuchsite, hematite fx										WHI18000266	<2	<0.1
DDLS-18-04	1472344	85.00	86.00	1.00	FMV		felsic metavol, deformed, fuchsite, hematite fx										WHI18000266	<2	<0.1
DDLS-18-04	1472345	86.00	87.00	1.00	FMV		felsic metavol, deformed, fuchsite, hematite fx										WHI18000266	<2	<0.1
DDLS-18-04	1472346	87.00	88.00	1.00	FMV	DC	felsic metavol, deformed, fuchsite, partially decom, hematite clay										WHI18000266	<2	<0.1
DDLS-18-04	1472347	88.00	89.00	1.00	FMV	DC	felsic metavol, deformed, fuchsite, partially decom, hematite clay										WHI18000266	2	<0.1
DDLS-18-04	1472348	89.00	90.00	1.00	FMV		grading to non hematitic FMV, fractured										WHI18000266	<2	<0.1
DDLS-18-04	1472349	90.00	91.00	1.00	FMV		fuchsite FMV, grey iron banding										WHI18000266	5	<0.1
DDLS-18-04	1472350						BLANK - CDN-BL-9										WHI18000266	2	0.3
DDLS-18-04	1472351						STANDARD - CDN-ME-18										WHI18000266	498	59.7
DDLS-18-04	1472352	91.00	92.00	1.00	FMV	FP, BX	fuchsite FMV, contacting felsic porphyry with dark sedy bx										WHI18000266	9	<0.1
DDLS-18-04	1472353	92.00	93.00	1.00	FP		porphyry with blk shears, grading to pink groundmass										WHI18000266	17	<0.1

Drill Hole	Sample Number	From (m)	To (m)	Length (m)	Rock Code 1	Rock Code 2	Description	Alteration (w, m, s)					Veinlets (%)		Sulphide %		Certificate	Au (ppb)	Ag (ppm)
								Sil	Ser	Chl	Cb	Ep	QS	QCS	Py	Po			
DDLS-18-04	1472354	93.00	94.00	1.00	FP		pinkish porphyry										WHI18000266	<2	<0.1
DDLS-18-04	1472355	94.00	95.00	1.00	FP		pinkish porphyry										WHI18000266	<2	<0.1
DDLS-18-04	1472356	95.00	96.00	1.00	FP		pinkish porphyry										WHI18000266	<2	<0.1
DDLS-18-04	1472357	96.00	97.40	1.40	FP		orange lim porphyry, some dark sed bx										WHI18000266	<2	<0.1
DDLS-18-04	1472358	97.40	98.00	0.60	SHR		shear zone, blk clay										WHI18000266	3	<0.1
DDLS-18-04	1472359	98.00	99.00	1.00	SHR		shear zone with blk clay, felsic or wacke clasts										WHI18000266	2	<0.1
DDLS-18-04	1472360	99.00	100.00	1.00	SHR		shear zone with blk clay, felsic or wacke clasts										WHI18000266	3	<0.1
DDLS-18-04	1472361	100.00	101.00	1.00	SHR	S	crossing contact to clay soft siltstone, some wacke								tr		WHI18000266	<2	<0.1
DDLS-18-04	1472362	101.00	102.00	1.00	S	W	partial decomp siltstone with wacke sections								tr		WHI18000266	<2	<0.1
DDLS-18-04	1472363	102.00	103.00	1.00	W		coarse wacke, dissem py								1		WHI18000266	<2	<0.1
DDLS-18-04	1472364	103.00	103.63	0.63	W		coarse wacke with section of hard siltstone								0.5		WHI18000266	<2	<0.1

LUCKYSTRIKE RESOURCES LTD.

Drill Hole	DDLS-18-05	**Property**	Lucky Strike	**Zone**	Monte Carlo

Coordinates (UTM NAD 83)					
Easting	589568	**Northing**	7012866	**Elevation (m)**	536
Survey by	Dan Ferraro	**Survey Method**	GPS Garmin 60CSx	**Date**	June 23, 2018

Summary					
Depth (m)	137.16	**Azimuth**	180	**Dip**	-55
Core Size	HTW	**Casing (ft)**	35	**Logged By**	Dan Ferraro
Drill Company	Kluane Drilling Ltd.	**Drill Rig**	KD 600-2		
Drill Start Date	June 21, 2018	**Drill Comp Date**	June 23, 2018		
Log Start Date	June 21, 2018	**Log Comp Date**	June 23, 2018		
Final casing	removed	**Core Location**	Monte Carlo Camp		
Comments	same pad as 18-03, abandoned hole	**Claim #**	Au 91		

Samples			
Sample Numbers	1472365 - 1472508		
Number	144	**Lab**	Bureau Veritas
Cut by	Ethan	**Date Shipped**	July 6, 2018

Down Hole Survey					
Depth (m)	**Measured Azm.**	**Corrected Azm.**	**Dip**	**Magnetic Field (nT)**	**Temperature**
30.00	163.79	183.22	-55.18	56781	
80.00	162.67	182.1	-54.34	57082	
No EOH survey, lost hole					

From	To	Rock Code 1	Rock Code 2	Description
0.00	0.50	OB		Overburden
0.50	25.80	OG		Orthogneiss. Simpson Range. Typically less limonitic than seen in previous holes. Often fractured, incompentent, decomposed interspersed with competent core. Well foliated at steep angles to core axis (>60 dtca). Looks more like chlorite-biotite schist in some places. <0.5% pyrite disseminated throughout. Very few quartz veins unless otherwise noted.
			DCOG	0.5 - 2.2m: decomposed, mud and clay packed
				2. - 5.0m: fractured OG, limonitic.
				5.0m: well foliated, more schist appearance, 75 dtca. Lim fx shallow to CA
				8.2m: more typical lim OG, 0.5-1% py dissem. 15% 0.5cm qtz veins parallel to fol. Typically competent but fractured
				10.55m: 5cm qtz vein, grey, tr py.
				11 - 16.2m: hematitic fracture zone, and decomposed OG. 1% py in competent pieces
				16.2m: shallower foliation,45 dtca. More chloritic orthogneiss, grading to schist
				16.7 - 17m: fractured, clay
				19 - 22m: completely fractured rock, some clay, mostly broken hematitic core
			BXQV	22 - 24m: qtz-albite veining, some brecciated qtz veining, 1-2% py
25.80	34.00	CLBSH		Undefined contact, but looking more like chlorite schist. Well foliated at 45-55 dtca. Very little qtz veining or mineralization.
34.00	120.00	OG		Grading back to orthogneiss? Orange, limonitic, well foliated.
				37.5 - 41.5m: decomposed, clay, unconsolidated
				41.5m: competent rock, well foliated at 45 dtca. Minor limonitic fractures. Unremarkable rock.
				46m: darker gneiss grading to chlorite schist. Small deformation zone. Foliation runs shallow to CA then steepens by 49m. Minor qtz-albite veining.
				47 - 47.2m: shallow 2cm QV
				49m: qtz veining more prevalent, 1-5cm. Typically primary, parallel to foliation. Albite common
				52m: OG becoming more limonitic, more fractured. Foliation 45 dtca
				54m: more leucocratic OG. Increased qtz content, coarser grain size. Well foliated >60 dtca
			Fault?	55.75 - 55.95m: clay seam
			Fault	57.9 - 59.25m: sand fault gouge
				59.25 - 59.9m: less foliated, very qtz-rich gneiss
				59.9m: 80 dtca foliation. Lim fx more common
			QVBX	60.9 - 61.8m: qtz breccia, decomposed
			BXOG	62.3 - 64.6m: weak bx zone, nice brecciated qtz vein with lim fx at 64m, parallel to CA
				64.6 - 66.78m: qtz-rich gneiss
				66.8 - 69.2m: finer grained, fractured
				67.6m: 3cm QV crosscutting fol
				69.2m: back to coarser grained qtz-rich gneiss, lim+hem fx shallow to CA
				70.2m: deformed lim QV, 5cm
			CLBSH	71.63 - 72.05m: small section of chl schist
				Fractured OG continues, unremarkable. No QVs. Fol 45-55 dtca.
				75.4m: 14cm translucent QV, tr py
				75.7 - 76.2m: rubble
			CLBSH	76.4 - 77.65m: grading to chl schist, 50 dtca
				79.85m: qtz-rich gneiss
			BXOG	81.2 - 83.1m: limonitic fractured breccia zone. Pervasive orange limonitization. 2% py.
				82.1 - 82.9m: strong breccia of mostly qtz vein material or sil gneiss
				83.1m: qtz-rich OG, 15% qtz veining. More fractured. Some weak bx. Well fol >60 dtca
				88.0 - 88.15m: red hem fx w minor fresh py
			CLBSH	88.4 - 90.05m: green chl schist, 60-75 dtca fol
				90.05m: qtz-rich gneiss, abundant lim fx shallow to CA, fractured rock
			Fault?	91.45 - 91.65m: sand, fault gouge?
				Fairly uniform gneiss through next boxes, sparse 1cm qtz veins with foliation
			CLBSH	102.6 - 103.1m: chl schist
				106.8 - 107m: small limonitic silicified breccia zone, trace fresh py
				107 - 110.2m: fractured rock
				111.3 - 113m: hematitic fractured rock. Gneiss.
				114m: well foliated competent gneiss, 65 dtca
				116.3m: 6cm translucent QV
				117m: fractured, hematitic
120.00	137.16	CLBSH		Grading to chlorite schist. Fractured, clay, muddy. Weak foliation 40-50 dtca. Trace to 1% fresh disseminated pyrite throughout, visible where core is competent. Possibly dioritic orthogneiss.
				123 - 125m: mostly competent rock, qtz veinlets shallow to CA, 1-2% disseminated fresh pyrite
			Fault	125.7 - 137.16m: decomposed, fractured, clay fault. Some competent sections of core up to 0.7m.

From	To	Rock Code 1	Rock Code 2	Description
				132.1 - 132.3m: qtz chips
				133.4 - 133.7m: qtz chips
				134.1 - 135.75m: consolidated green clay. Visible pyrite on broken surfaces
				135.75m: turns to green rubble
137.16		EOH		End of hole. Hole had to be abandoned due to likely fault or structure. High water pressure, hole kept caving in after reaming down. Would have preferred to drill this hole to 175m or deeper to hit main structure.

Drill Hole	Sample Number	From (m)	To (m)	Length (m)	Rock Code 1	Rock Code 2	Description	Alteration (w, m, s)					Veinlets (%)		Sulphide %		Certificate	Au (ppb)	Ag (ppm)
								Sil	Ser	Chl	Cb	Ep	QS	QCS	Py	Po			
DDLS-18-05	1472365	0.50	2.00	1.50	OG	DCOG	clay, rubble										WHI18000325	41	0.9
DDLS-18-05	1472366	2.00	3.00	1.00	OG		fractured, limonitic										WHI18000325	16	1.7
DDLS-18-05	1472367	3.00	4.00	1.00	OG		fractured, limonitic										WHI18000325	35	4.1
DDLS-18-05	1472368	4.00	5.00	1.00	OG		fractured, limonitic										WHI18000325	47	1.8
DDLS-18-05	1472369	5.00	6.00	1.00	OG		well fol OG, more chloritic								tr		WHI18000325	4	0.4
DDLS-18-05	1472370	6.00	7.00	1.00	OG		well fol OG, more chloritic								tr		WHI18000325	12	0.4
DDLS-18-05	1472371	7.00	8.00	1.00	OG		well fol OG, more chloritic								tr		WHI18000325	6	0.2
DDLS-18-05	1472372	8.00	9.00	1.00	OG		typical lim OG, minor py						5		0.5		WHI18000325	<2	<0.1
DDLS-18-05	1472373	9.00	10.00	1.00	OG		typical lim OG, minor py								1		WHI18000325	6	<0.1
DDLS-18-05	1472374	10.00	11.00	1.00	OG		typical lim OG, minor py						10		1		WHI18000325	4	<0.1
DDLS-18-05	1472375						BLANK - CDN-BL-9										WHI18000325	2	0.4
DDLS-18-05	1472376						STANDARD - CDN-CM-25										WHI18000325	249	0.6
DDLS-18-05	1472377	11.00	12.00	1.00	OG	DCOG	hem fx zone										WHI18000325	<2	<0.1
DDLS-18-05	1472378	12.00	13.00	1.00	OG	DCOG	hem fx zone										WHI18000325	<2	<0.1
DDLS-18-05	1472379	13.00	14.00	1.00	OG	DCOG	hem fx zone										WHI18000325	<2	<0.1
DDLS-18-05	1472380	14.00	15.00	1.00	OG	DCOG	hem fx zone										WHI18000325	<2	<0.1
DDLS-18-05	1472381	15.00	16.00	1.00	OG	DCOG	hem fx zone										WHI18000325	2	<0.1
DDLS-18-05	1472382	16.00	17.00	1.00	OG	DCOG	hem fx zone										WHI18000325	<2	<0.1
DDLS-18-05	1472383	17.00	18.00	1.00	OG		typical lim OG, minor py								0.5		WHI18000325	<2	<0.1
DDLS-18-05	1472384	18.00	19.00	1.00	OG		typical lim OG, minor py								0.5		WHI18000325	3	<0.1
DDLS-18-05	1472385	19.00	20.00	1.00	OG	DCOG	hem fx zone										WHI18000325	4	<0.1
DDLS-18-05	1472386	20.00	21.00	1.00	OG	DCOG	rubble										WHI18000325	4	0.2
DDLS-18-05	1472387	21.00	22.00	1.00	OG	DCOG	hem fx zone										WHI18000325	28	0.1
DDLS-18-05	1472388	22.00	23.00	1.00	OG	BXQV	bx qtz veining, minor albite						50		1		WHI18000325	39	0.3
DDLS-18-05	1472389	23.00	24.00	1.00	OG	BXQV	bx qtz veining, minor albite						40		1		WHI18000325	46	0.3
DDLS-18-05	1472390	24.00	25.00	1.00	OG		fractured, limonitic										WHI18000325	2	<0.1
DDLS-18-05	1472391	25.00	26.00	1.00	CHBSH		grading to chl schist										WHI18000325	24	<0.1
DDLS-18-05	1472392	26.00	27.00	1.00	CHBSH		grading to chl schist										WHI18000325	14	<0.1
DDLS-18-05	1472393	27.00	28.00	1.00	CHBSH		grading to chl schist						5				WHI18000325	30	<0.1
DDLS-18-05	1472394	28.00	29.00	1.00	CHBSH		grading to chl schist										WHI18000325	10	<0.1
DDLS-18-05	1472395	29.00	30.00	1.00	CHBSH		grading to chl schist										WHI18000325	<2	<0.1
DDLS-18-05	1472396	30.00	31.00	1.00	CHBSH		grading to chl schist										WHI18000325	<2	<0.1
DDLS-18-05	1472397	31.00	32.00	1.00	CHBSH		grading to chl schist										WHI18000325	<2	<0.1
DDLS-18-05	1472398	32.00	33.00	1.00	CHBSH		grading to chl schist										WHI18000325	<2	0.1
DDLS-18-05	1472399	33.00	34.00	1.00	CHBSH		grading to chl schist										WHI18000325	<2	<0.1
DDLS-18-05	1472400						BLANK - CDN-BL-9										WHI18000325	3	0.4
DDLS-18-05	1472401						STANDARD - CDN-ME-18										WHI18000325	531	63.3
DDLS-18-05	1472402	34.00	35.00	1.00	OG		back to orthogneiss, typical, foliated										WHI18000325	2	<0.1
DDLS-18-05	1472403	35.00	36.00	1.00	OG		orthogneiss, typical, foliated										WHI18000325	6	0.2
DDLS-18-05	1472404	36.00	37.00	1.00	OG		orthogneiss, typical, foliated										WHI18000325	<2	<0.1
DDLS-18-05	1472405	37.00	38.00	1.00	OG	DCOG	hem fx zone						1		tr		WHI18000325	<2	<0.1
DDLS-18-05	1472406	38.00	39.00	1.00	OG	DCOG	hem fx zone										WHI18000325	<2	<0.1
DDLS-18-05	1472407	39.00	40.00	1.00	OG	DCOG	hem fx zone										WHI18000325	26	0.2
DDLS-18-05	1472408	40.00	41.00	1.00	OG	DCOG	hem fx zone										WHI18000325	5	<0.1
DDLS-18-05	1472409	41.00	42.00	1.00	OG	DCOG	hem fx zone										WHI18000325	5	<0.1
DDLS-18-05	1472410	42.00	43.00	1.00	OG		plain OG								tr		WHI18000325	3	0.1
DDLS-18-05	1472411	43.00	44.00	1.00	OG		plain OG								tr		WHI18000325	<2	<0.1
DDLS-18-05	1472412	44.00	45.00	1.00	OG		plain OG								tr		WHI18000325	<2	<0.1
DDLS-18-05	1472413	45.00	46.00	1.00	OG		plain OG								tr		WHI18000325	<2	<0.1
DDLS-18-05	1472414	46.00	47.00	1.00	CHBSH		grading to chl schist										WHI18000325	<2	<0.1
DDLS-18-05	1472415	47.00	48.00	1.00	OG												WHI18000325	36	<0.1
DDLS-18-05	1472416	48.00	49.00	1.00	OG												WHI18000325	3	<0.1
DDLS-18-05	1472417	49.00	50.00	1.00	OG												WHI18000325	9	<0.1
DDLS-18-05	1472418	50.00	51.00	1.00	OG		6cm qv						15				WHI18000325	13	<0.1
DDLS-18-05	1472419	51.00	52.00	1.00	OG												WHI18000325	4	<0.1
DDLS-18-05	1472420	52.00	53.00	1.00	OG								20				WHI18000325	12	<0.1

Drill Hole	Sample Number	From (m)	To (m)	Length (m)	Rock Code 1	Rock Code 2	Description	Alteration (w, m, s)					Veinlets (%)		Sulphide %		Certificate	Au (ppb)	Ag (ppm)
								Sil	Ser	Chl	Cb	Ep	QS	QCS	Py	Po			
DDLS-18-05	1472421	53.00	54.00	1.00	OG								5				WHI18000325	3	<0.1
DDLS-18-05	1472422	54.00	55.00	1.00	OG		nice py seam, qtz rich gneiss						5		2		WHI18000325	4	<0.1
DDLS-18-05	1472423	55.00	56.00	1.00	OG		partially decomp										WHI18000325	<2	0.1
DDLS-18-05	1472424	56.00	57.00	1.00	OG												WHI18000325	<2	<0.1
DDLS-18-05	1472425						BLANK - CDN-BL-9										WHI18000325	5	0.3
DDLS-18-05	1472426						STANDARD - CDN-CM-25										WHI18000325	237	0.6
DDLS-18-05	1472427	57.00	58.00	1.00	OG												WHI18000325	6	<0.1
DDLS-18-05	1472428	58.00	59.00	1.00	OG	Fault?	sand, fault gouge?										WHI18000325	20	1
DDLS-18-05	1472429	59.00	60.00	1.00	OG												WHI18000325	3	0.1
DDLS-18-05	1472430	60.00	61.00	1.00	OG								5				WHI18000325	6	<0.1
DDLS-18-05	1472431	61.00	62.00	1.00	OG		fractures, qtz veining						20		tr		WHI18000325	3	<0.1
DDLS-18-05	1472432	62.00	63.00	1.00	OG		section of weak silicification	w									WHI18000325	9	<0.1
DDLS-18-05	1472433	63.00	64.00	1.00	OG												WHI18000325	3	<0.1
DDLS-18-05	1472434	64.00	65.00	1.00	OG	QBX	qtz vein breccia, limonitic, minor py						30		3		WHI18000325	5	<0.1
DDLS-18-05	1472435	65.00	66.00	1.00	OG												WHI18000325	<2	<0.1
DDLS-18-05	1472436	66.00	67.00	1.00	OG												WHI18000325	<2	<0.1
DDLS-18-05	1472437	67.00	68.00	1.00	OG		3cm qv						5				WHI18000325	<2	<0.1
DDLS-18-05	1472438	68.00	69.00	1.00	OG		minor qtz albite										WHI18000325	<2	<0.1
DDLS-18-05	1472439	69.00	70.00	1.00	OG		hem fx										WHI18000325	<2	<0.1
DDLS-18-05	1472440	70.00	71.00	1.00	OG		hem fx, deformed qtz veining, py						15		2		WHI18000325	<2	<0.1
DDLS-18-05	1472441	71.00	72.00	1.00	OG	CHBSH											WHI18000325	<2	<0.1
DDLS-18-05	1472442	72.00	73.00	1.00	OG												WHI18000325	<2	<0.1
DDLS-18-05	1472443	73.00	74.00	1.00	OG												WHI18000325	<2	<0.1
DDLS-18-05	1472444	74.00	75.00	1.00	OG												WHI18000325	<2	<0.1
DDLS-18-05	1472445	75.00	76.00	1.00	OG		14cm qtz vein, translucent						20		tr		WHI18000325	<2	<0.1
DDLS-18-05	1472446	76.00	77.00	1.00	OG	CHBSH	fractured										WHI18000325	<2	<0.1
DDLS-18-05	1472447	77.00	78.00	1.00	OG	CHBSH											WHI18000325	<2	<0.1
DDLS-18-05	1472448	78.00	79.00	1.00	OG		fractured										WHI18000325	<2	<0.1
DDLS-18-05	1472449	79.00	80.00	1.00	OG												WHI18000325	3	<0.1
DDLS-18-05	1472450						BLANK - CDN-BL-9										WHI18000325	5	0.4
DDLS-18-05	1472451						STANDARD - CDN-ME-18										WHI18000325	572	62.5
DDLS-18-05	1472452	80.00	81.00	1.00	OG		qtz-rich gneiss, 2cm qtz vein						5				WHI18000325	<2	<0.1
DDLS-18-05	1472453	81.00	82.00	1.00	OG		8cm qtz vein, lim						10				WHI18000325	<2	0.1
DDLS-18-05	1472454	82.00	83.00	1.00	OG	QVBX	limonitic qtz vein breccia, possibly OG breccia, minor py						50		2		WHI18000325	<2	<0.1
DDLS-18-05	1472455	83.00	84.00	1.00	OG		fractured										WHI18000325	30	<0.1
DDLS-18-05	1472456	84.00	85.00	1.00	OG		lim+hem fx										WHI18000325	11	<0.1
DDLS-18-05	1472457	85.00	86.00	1.00	OG		lim+hem fx										WHI18000325	55	<0.1
DDLS-18-05	1472458	86.00	87.00	1.00	OG		fractured, qtz						15				WHI18000325	<2	<0.1
DDLS-18-05	1472459	87.00	88.00	1.00	OG		fractured, qtz						15				WHI18000325	<2	<0.1
DDLS-18-05	1472460	88.00	89.00	1.00	OG	CHBSH	lim+hem fx										WHI18000325	<2	<0.1
DDLS-18-05	1472461	89.00	90.00	1.00	OG	CHBSH	qtz, minor py						15		1		WHI18000325	<2	<0.1
DDLS-18-05	1472462	90.00	91.00	1.00	OG								5				WHI18000325	18	<0.1
DDLS-18-05	1472463	91.00	92.00	1.00	OG	Fault?	lim fx, sand fault										WHI18000325	7	<0.1
DDLS-18-05	1472464	92.00	93.00	1.00	OG								10				WHI18000325	<2	<0.1
DDLS-18-05	1472465	93.00	94.00	1.00	OG												WHI18000325	<2	<0.1
DDLS-18-05	1472466	94.00	95.00	1.00	OG												WHI18000325	<2	<0.1
DDLS-18-05	1472467	95.00	96.00	1.00	OG												WHI18000325	<2	<0.1
DDLS-18-05	1472468	96.00	97.00	1.00	OG												WHI18000325	3	<0.1
DDLS-18-05	1472469	97.00	98.00	1.00	OG												WHI18000325	14	<0.1
DDLS-18-05	1472470	98.00	99.00	1.00	OG												WHI18000325	5	<0.1
DDLS-18-05	1472471	99.00	100.00	1.00	OG		fractured										WHI18000325	<2	<0.1
DDLS-18-05	1472472	100.00	101.00	1.00	OG		weak sil zone, fractured	w									WHI18000325	<2	0.1
DDLS-18-05	1472473	101.00	102.00	1.00	OG												WHI18000325	<2	<0.1
DDLS-18-05	1472474	102.00	103.00	1.00	OG	CHBSH											WHI18000325	<2	<0.1
DDLS-18-05	1472475						BLANK - CDN-BL-9										WHI18000325	8	0.4
DDLS-18-05	1472476						STANDARD - CDN-CM-25										WHI18000325	239	0.6

Drill Hole	Sample Number	From (m)	To (m)	Length (m)	Rock Code 1	Rock Code 2	Description	Alteration (w, m, s)					Veinlets (%)		Sulphide %		Certificate	Au (ppb)	Ag (ppm)
								Sil	Ser	Chl	Cb	Ep	QS	QCS	Py	Po			
DDLS-18-05	1472477	103.00	104.00	1.00	OG												WHI18000325	<2	<0.1
DDLS-18-05	1472478	104.00	105.00	1.00	OG												WHI18000325	4	<0.1
DDLS-18-05	1472479	105.00	106.00	1.00	OG								5				WHI18000325	169	0.3
DDLS-18-05	1472480	106.00	107.00	1.00	OG		small sil section	w									WHI18000325	4	<0.1
DDLS-18-05	1472481	107.00	108.00	1.00	OG		fractured										WHI18000325	6	<0.1
DDLS-18-05	1472482	108.00	109.00	1.00	OG		fractured										WHI18000325	<2	0.2
DDLS-18-05	1472483	109.00	110.00	1.00	OG		small def zone										WHI18000325	3	<0.1
DDLS-18-05	1472484	110.00	111.00	1.00	OG												WHI18000325	<2	<0.1
DDLS-18-05	1472485	111.00	112.00	1.00	OG		hematitic fx										WHI18000325	<2	<0.1
DDLS-18-05	1472486	112.00	113.00	1.00	OG		hematitic fx										WHI18000325	3	<0.1
DDLS-18-05	1472487	113.00	114.00	1.00	OG		hematitic fx										WHI18000325	<2	<0.1
DDLS-18-05	1472488	114.00	115.00	1.00	OG		competent						5		tr		WHI18000325	<2	<0.1
DDLS-18-05	1472489	115.00	116.00	1.00	OG												WHI18000325	<2	<0.1
DDLS-18-05	1472490	116.00	117.00	1.00	OG		5cm QV						5				WHI18000325	<2	0.3
DDLS-18-05	1472491	117.00	118.00	1.00	OG		fractured										WHI18000325	<2	<0.1
DDLS-18-05	1472492	118.00	119.00	1.00	OG		fractured										WHI18000325	<2	<0.1
DDLS-18-05	1472493	119.00	120.00	1.00	OG		hematitic fx										WHI18000325	<2	<0.1
DDLS-18-05	1472494	120.00	121.00	1.00	OG		hematitic fx										WHI18000325	<2	<0.1
DDLS-18-05	1472495	121.00	122.00	1.00	OG	DCOG	hematitic fx, clay										WHI18000325	<2	<0.1
DDLS-18-05	1472496	122.00	123.00	1.00	OG	DCOG	clay										WHI18000325	<2	<0.1
DDLS-18-05	1472497	123.00	124.00	1.00	OG	DCOG	clay										WHI18000325	<2	<0.1
DDLS-18-05	1472498	124.00	125.00	1.00	OG												WHI18000325	<2	0.1
DDLS-18-05	1472499	125.00	126.19	1.19	CHBSH		minor qtz carb, dissem py							5	2		WHI18000325	<2	<0.1
DDLS-18-05	1472500						BLANK - CDN-BL-9										WHI18000325	2	0.4
DDLS-18-05	1472501						STANDARD - CDN-ME-18										WHI18000325	536	61.2
DDLS-18-05	1472502	126.19	127.71	1.52	CHBSH	DC	clay										WHI18000325	<2	<0.1
DDLS-18-05	1472503	127.71	129.54	1.83	CHBSH	DC	clay and fx rock										WHI18000325	<2	0.2
DDLS-18-05	1472504	129.54	131.06	1.52	CHBSH	DC	clay and fx rock, some competent schist, fresh py visible								0.5		WHI18000325	4	0.3
DDLS-18-05	1472505	131.06	132.59	1.53	CHBSH	DC	green clay, some qtz chips, piece of competent qtz vein material						8		0.5		WHI18000325	<2	5
DDLS-18-05	1472506	132.59	134.11	1.52	CHBSH	DC	green clay, fx rock, qtz chips						15		0.5		WHI18000325	<2	0.3
DDLS-18-05	1472507	134.11	135.64	1.53	CHBSH	DC	consolidated decomp chl schist, minor fresh py								0.5		WHI18000325	54	0.2
DDLS-18-05	1472508	135.64	137.16	1.52	CHBSH	DC	fractured chloritic rock chips								0.5		WHI18000325	4	<0.1

LUCKYSTRIKE RESOURCES LTD.

Drill Hole	DDLS-18-06	**Property**	Lucky Strike	**Zone**	Monte Carlo

Coordinates (UTM NAD 83)					
Easting	589606	**Northing**	7012965	**Elevation (m)**	547
Survey by	Dan Ferraro	**Survey Method**	GPS Garmin 60CSx	**Date**	June 26, 2018

Summary					
Depth (m)	196.60	**Azimuth**	50	**Dip**	-75
Core Size	HTW	**Casing (ft)**	50	**Logged By**	Dan Ferraro
Drill Company	Kluane Drilling Ltd.	**Drill Rig**	KD 600-2		
Drill Start Date	June 23, 2018	**Drill Comp Date**	June 26, 2018		
Log Start Date	June 23, 2018	**Log Comp Date**	June 26, 2018		
Final casing	removed	**Core Location**	Monte Carlo Camp		
Comments	50m behind 17-04, IP target	**Claim #**	Au 92		

Samples			
Sample Numbers	1472509 - 1472731		
Number	223	**Lab**	Bureau Veritas
Cut by	Ethan	**Date Shipped**	July 17, 2018

Down Hole Survey

Depth (m)	Measured Azm.	Corrected Azm.	Dip	Magnetic Field (nT)	Temperature
30.00	31.37	50.8	-75	56948	
70.00	33.79	53.22	-75.17	56806	
140.00	36.98	56.41	-75.39	57275	
196.00	36.38	55.81	-75.26	57252	

From	To	Rock Code 1	Rock Code 2	Description
0.00	140.05	OG		Orthogneiss. Simpson Range. Typically well foliated shallow to core axis (hole is semi-downdip of geology). Zones of decomposed, fractured, incompetent core common in the top of the hole, then silicified, competent core with great recovery dominates the hole. Minor oxidized/limonitic pyrite throughout, increased in mineralized zone. Limonitic throughout with zones of albitization.
				0 - 1.3m: packed clay, mud, possibly bedrock?
			DCOG	1.3 - 1.8m: decomposed but consolidated and moderately competent OG, pervasive limonitization
			CLBSH	3.7 - 3.96m: small section of chlorite schist/amphibolite
				4.6m: qtz-rich non-limonitized orthogneiss, mod fol at 10 dtca
				6 - 9m: mostly fractured core, increasing limonitization
				9.8 - 10.2m: small section of bleached albite alt, then decomposed rock below
				11.9 - 12.05m: similar small section of albite alt, lim fx, minor fg py
				12.05 - 14.25m: decomposed but consolidated, lim
				14.25 - 18.3m: mix of competent and fractured core, minor qtz veining
				18.3m: competent core from here on, foliated 20-30 dtca. 2 main sets of limonitic fractures, both crosscutting foliation. 1 is shallow to CA (0-15 dtca) the other is around 50 dtca
			SOGSH	**18.6 - 60.9m**: mineralized zone begins. Silicified orthogneiss with local and pervasive albitization. 25-50% qtz veining throughout zone, typically <2cm, often with hematite or limonite on margins and fractures. Limonitc pyrite with fractures and in zones of pervasive limonitization (1-8%). Overall very prospective zone, but not exceeding amounts of sulphide.
				18.6 - 24.4m: zone is qtz-albite rich, creamy coloured
				22.5m: more intense bleaching with dark qtz veins shallow to CA, en echelon. An older set of lim fractures is seen with mini offsets (brittle def)
				24.75 - 28.5m: up to 4% py, some medium grained. Some pyrite seems to follow foliation, some with discordant veins and fx
				29.8 - 30.15m: small section of decomposed rk
				31.2 - 33m: dark qtz veinlets with hem margins, 0-30 dtca
				33.9 - 34.25m: large dark qtz vein at 35 dtca
				34.25 - 35.1m: very qtz-rich gneiss, almost all white/cream coloured
			BXOG	35.5m: 10cm breccia zone at 40 dtca, limonitic, minor py. When roughly oriented with known geology, appears to trend NS, dipping west
				37m: min zone, light creamy qtz-albite full of lim fx, running shallow to CA. 1% py, silicified, very altered
				40.2 - 41.15m: pure albite, bluish qtz, minor py
			BXOG	42 - 42.6m: small breccia zone, 10 dtca
				43.02m: mg py in 2cm qtz vein
				43.5 - 43.6m: good py min, lim OG, well fol at 30 dtca
				45 - 48.6m: albite zone, 3% py, lim fx at 50 dtca, culminates in a zone of discordant dk qtz veining with rusted out sulphide pits
				47.7 - 48.6m: fractured core
				48.6 - 56.4m - pervasive limonitization with 3-5% py. Min here seems to follow foliation at 35-40 dtca. Foliation is weak, almost absent in places of strong alteration (40-60 dtca). Less obvious albite alt but still present.
			CLBSH	53.7 - 54.8m: small zone of limonitic chlorite schist?
				55.93 - 56.3m: translucent qtz vein 35 dtca, no sulphides
				56.4 - 58m: fractured core but still altered and mineralized
				60.9 - 62.5m: grading out of min zone. Pervasive hematite, deep red colour, very little veining, tr py, shallow foliation (5-10 dtca)
				62.5m: out of mineralized zone. Biotitic, more mafic gneiss. Strong foliation. Primary qtz-feldspar (k-feld or albite?) common.
				63.43 - 63.65m: qtz-albite vein, primary, with foliation at 25 dtca
				66m: more consistent, well foliated biotitic gneiss. 35 dtca with primary 1-2cm qtz vein parallel to foliation.
				68.58 - 69.3m: fractured, some decomposed
				69.5 - 70m: dark grey, brittle fractured qtz along CA, no min
				71.2 - 71.6m: large qtz-feldspar vein parallel to foliation (25 dtca)
				75.16 - 75.31m: chl in foliation
			SOGSH	75.31 - 76.00m: silicified min zone as seen above, pervasive lim with 1% py and deformed QV
				Biotite gneiss continues, more deformed and fractured. Quartz-feldspar veins account for about 15% of rock mass. Consistent.
				78.02 - 78.7m: large qtz-feldspar vein (mostly feldspar) at 20 dtca
			Fault?	83.5 - 85m: decomposed gneiss, clay fracture at 20 dtca, possible fault
				Biotite gneiss continues, some bluish (specular hematite) silicified zones. Hole got somewhat stuck around 90m due to fractured rock and faulting
			Fault	92.9 - 93.3m: clay fault
				94.67m: 15cm qtz-feldspar vein
				95.7 - 96.5m: minor silicification and hematite. Lim fx crosscutting fol at 45 dtca

From	To	Rock Code 1	Rock Code 2	Description
				98.0m: 12cm qtz vein parallel to fol at 40 dtca
			Def, SOGSH	100.8 - 110.2m: start of deformation zone mar by clay. Foliation at 0 dtca. Gneiss is bluish colour (specular hematite) with weak silicification. Fractured.
				106.1 - 106.7m: white rubble, albite?
				108.2 - 109.75m: zone of sil-hem-sericite-chl. Deformed
				109.75 - 110.2m: decomposed, broken vein frags
				110.2m: return to unmineralized biotitic gneiss with qtz-feldspar veining. Foliation 25-35 dtca
				113.88 - 114.07m: small silicified zone or qtz vein at 50 dtca with limonitic fractures and pyrite bands (5%)
			Fault	114.8 - 114.9m: clay and sand fault gouge
			Fault	116.6m: clay fault at 20 dtca
				116.6m: increasing hematitic alteration through wallrock
				120.7 - 121.2m: pervasive hem-sil zone with vfg fresh py (2%)
				121.9 - 123.8m: fracture zone. Rubble grading to fine textures red hem-sil zone by 124.7m
			FROG	124.7 - 128.2m: red hem-sil zone. Weak fol 50 dtca, 0.5-1% py
			Fault	125m: small clay fault gouge
				128.2m: out of hem zone, but still silicified rock. Blue-grey coloured gneiss with some silica flooded grey rock. Fractured. Fresh pyrite in fractures and vfg dissem (2%)
				131.3 - 131.45m: sil-flooded with vfg fresh py
				131.97 - 132.17m: sil-flooded with vfg fresh py
			Fault	133.1 - 133.50m: sandy fault gouge
				133.50m: 134.11m: creamy white qtz-albite vein
			Fault	134.11 - 134.5m: fractured rk
				135.50m: 136.07m: creamy white qtz-albite vein with purple hem fx, tr py
			SOG	136.07 - 138.07m: fractured rubble of blue-grey silicified gneiss
				138.07 - 140.05m: lim OG, decomposed, 1cm qtz ven at 25dtca
140.05	151.10	FMV	OG	Contact to chloritic felsic metavolcanic (?) or chlorite schist. Somewhat similar to unit seen at 84m in DDLS-18-04, but more foliated, less deformed. Light green-grey colour with biotite along foliation planes. Foliation is 15-25 dtca. This interval (140-151m) seems to skirt the contact, as sections of orthogneiss, small silicified zones, and fractured rock are common throughout. Sporadic quartz veining, generally parallel to foliation. Zero to trace pyrite. This litho contact is possibly the source of the IP chargeability anomaly on L7, whose core was noted to be 160m deep. Anomaly was not strong so a lithology change makes some sense. This unit differs from the typical chlorite-biotite schist/amphibolite in that it is non-magnetic, and much lighter.
			Fault	141.41 - 141.6m: fault gouge
				142.65 - 143.9m - silicified blue qtz, deformed, minor disseminated fg py
				143.9m: light green felsics
				145.35 - 145.4m: small qtz vein with fg py
				146.3 - 146.6m: small silicified-limonitic zone with discordant dark fractures
				147.15 - 148.0m: another small silicified zone with tr py
				148 - 151.1m: semi-limonitic orthogneiss, well foliated
151.10	176.90	FMV		Contact to consistent light green-grey chloritic felsic metavolcanic. Well foliated at 25 dtca. Very little qtz veining (<5%). Generally soft, with local small deformations zones. Hematitic fractures common throughout at 65 dtca, crosscutting foliation. Generally has a sheared appearance, with clayey fracture planes.
				152 -155m: very soft with hematitic fractures, competent
				161.1 - 167m: darker green colour, more chloritic, more biotitic
				167 - 171.6m: lighter colour, with 15% discordant qtz veinlets
				171.6m: darker green again, 20-25 dtca foliation
				172 - 172.5m: small silicified zone with pinkish potassic alteration, tr py
176.90	188.60	OG	SOG	Silicified zone. Medium-dark grey rock (gneiss) with localized pink alteration. Alteration originally thought to be potassic, yet assays show depleted K, and enriched Na, so likely albitization. Disseminated and stringers of fresh fine grained pyrite (2-6%) in foliation within Na-altered zones. This zone may also be the source of the IP chargeable anomaly due to the abundance of fresh pyrite.
				180 - 184.5m: pervasive Na-alt with >5% fg fresh py. Weak fol at 30 dtca. Fractured with a small fault at 181.9 - 182m.
				183.95 - 184.15m: small section of chlorite schist
				184m: grading out of good alteration zone into foliated, silicified gneiss or schist with qtz-feldspar veinlets
188.60	196.60	FMV		Grading back into green chlorite metavolcanics or schist
				189.75 - 190.85m: soft, decomposed
				190.85 - 193.7m: light green, soft FMV with discordant hematitic fractures. Deformed. Looks quite a bit like zone at 84m in DDLS-18-04
				193.7m: back to dark green chloritic schist or amphibolite. Different than above in that it has abundant fresh pyrite disseminated throughout, typically with foliation (1-3%). Strong foliation at 20 dtca. Still non-magnetic.
196.60		EOH		End of hole

Drill Hole	Sample Number	From (m)	To (m)	Length (m)	Rock Code 1	Rock Code 2	Description	Alteration (w, m, s)					Veinlets (%)		Sulphide %		Certificate	Au (ppb)	Ag (ppm)
								Sil	Ser	Chl	Cb	Ep	QS	QCS	Py	Po			
DDLS-18-06	1472509	0.00	1.52	1.52	OG	DCOG	packed clay, unconsolidated bedrock, probably some b-horizon soil										WHI18000395	11	4.9
DDLS-18-06	1472510	1.52	2.00	0.48	OG	DCOG	consolidated, orange-brown										WHI18000395	<2	0.4
DDLS-18-06	1472511	2.00	3.00	1.00	OG		competent, lim										WHI18000395	<2	0.2
DDLS-18-06	1472512	3.00	4.00	1.00	OG	CHBSH	20cm section of chl schist										WHI18000395	<2	0.2
DDLS-18-06	1472513	4.00	5.00	1.00	OG		fractured										WHI18000395	4	0.4
DDLS-18-06	1472514	5.00	6.00	1.00	OG		non-lim OG, fractured										WHI18000395	8	0.2
DDLS-18-06	1472515	6.00	7.00	1.00	OG		non-lim OG, fractured										WHI18000395	5	0.1
DDLS-18-06	1472516	7.00	8.00	1.00	OG		non-lim OG, fractured										WHI18000395	9	0.5
DDLS-18-06	1472517	8.00	9.00	1.00	OG		non-lim OG, fractured										WHI18000395	42	0.4
DDLS-18-06	1472518	9.00	10.00	1.00	OG		non-lim OG, fractured, increased albite								tr		WHI18000395	10	0.3
DDLS-18-06	1472519	10.00	11.00	1.00	OG		non-lim OG, fractured, increased albite, lim fx						5		tr		WHI18000395	13	0.3
DDLS-18-06	1472520	11.00	12.00	1.00	OG		non-lim OG, fractured, increased albite, lim fx						15		tr		WHI18000395	18	0.1
DDLS-18-06	1472521	12.00	13.00	1.00	OG	DCOG	non-lim OG, fractured, increased albite, lim fx								tr		WHI18000395	10	0.1
DDLS-18-06	1472522	13.00	14.00	1.00	OG	DCOG	non-lim OG, fractured, increased albite, lim fx										WHI18000395	14	0.2
DDLS-18-06	1472523	14.00	15.00	1.00	OG		out of albite, more competent						15		1		WHI18000395	233	0.6
DDLS-18-06	1472524	15.00	16.00	1.00	OG		partially decomp, lim										WHI18000395	101	0.3
DDLS-18-06	1472525						BLANK - CDN-BL-9										WHI18000395	3	0.5
DDLS-18-06	1472526						STANDARD - CDN-CM-25										WHI18000395	226	0.7
DDLS-18-06	1472527	16.00	17.00	1.00	OG		partially decomp, lim										WHI18000395	32	0.5
DDLS-18-06	1472528	17.00	18.00	1.00	OG		lim OG, fx								2		WHI18000395	70	0.2
DDLS-18-06	1472529	18.00	18.80	0.80	OG		lim OG, fx								0.5		WHI18000395	11	<0.1
DDLS-18-06	1472530	18.80	19.30	0.50	OG		lim, albite, qtz veining and py						25		3		WHI18000395	17	<0.1
DDLS-18-06	1472531	19.30	20.00	0.70	OG		sil, albite, qtz veining, minor py	w					25		1		WHI18000395	24	<0.1
DDLS-18-06	1472532	20.00	21.00	1.00	OG		sil, albite, qtz veining, minor py	w					25		1		WHI18000395	61	<0.1
DDLS-18-06	1472533	21.00	22.00	1.00	OG	SOG	sil-albite zone, qtz veining, minor py	m					25		1		WHI18000395	200	<0.1
DDLS-18-06	1472534	22.00	23.00	1.00	OG	SOG	sil-albite zone, qtz veining, minor py	m					35		1		WHI18000395	98	<0.1
DDLS-18-06	1472535	23.00	24.00	1.00	OG	SOG	sil-albite zone, qtz veining, minor py, drk qtz veining	m					25		1		WHI18000395	143	0.1
DDLS-18-06	1472536	24.00	25.00	1.00	OG	SOG	sil-albite zone, qtz veining, minor py	m					25		1		WHI18000395	25	<0.1
DDLS-18-06	1472537	25.00	26.00	1.00	OG	SOG	less altered, but more py	w					15		3		WHI18000395	127	1.1
DDLS-18-06	1472538	26.00	27.00	1.00	OG	SOG	less altered, but more py in limonite alt	w					10		6		WHI18000395	584	0.3
DDLS-18-06	1472539	27.00	28.00	1.00	OG	SOG	strong albite, abundant py	m					5		8		WHI18000395	278	0.1
DDLS-18-06	1472540	28.00	29.00	1.00	OG	SOG	sil-albite zone, qtz veining py	m					5		3		WHI18000395	56	<0.1
DDLS-18-06	1472541	29.00	30.00	1.00	OG	SOG	less altered	w					10		1		WHI18000395	44	<0.1
DDLS-18-06	1472542	30.00	30.80	0.80	OG	SOG	less altered	w					10		1		WHI18000395	117	<0.1
DDLS-18-06	1472543	30.80	32.00	1.20	OG	SOG	lim+albite, abundant dk qtz w hem, shallow to CA	m					35		4		WHI18000395	91	0.1
DDLS-18-06	1472544	32.00	33.00	1.00	OG	SOG	lim+albite, abundant dk qtz w hem, shallow to CA	m					35		1		WHI18000395	130	0.1
DDLS-18-06	1472545	33.00	33.90	0.90	OG	SOG	qtz albite	m					15		1		WHI18000395	626	0.2
DDLS-18-06	1472546	33.90	34.40	0.50	OG	SOG	dk grey qtz+hem vein, deformed	m					80		1		WHI18000395	443	0.1
DDLS-18-06	1472547	34.40	35.10	0.70	OG	SOG, BXOG	qtz rich breccia? Zone w albite	m					35		1		WHI18000395	5	<0.1
DDLS-18-06	1472548	35.10	36.00	0.90	OG	SOG, BXOG	lim OG w bx, fractured core	w					10		1		WHI18000395	59	<0.1
DDLS-18-06	1472549	36.00	37.00	1.00	OG	SOG	lim OG	w					5		0.5		WHI18000395	48	0.3
DDLS-18-06	1472550						BLANK - CDN-BL-9										WHI18000395	3	0.5
DDLS-18-06	1472551						STANDARD - CDN-GS-15B (not enough sample)										WHI18000395	>10000	1
DDLS-18-06	1472552	37.00	38.00	1.00	OG	SOG	albite alt OG	w					25		1		WHI18000395	33	<0.1
DDLS-18-06	1472553	38.00	39.00	1.00	OG	SOG	albite alt OG	w					5		1		WHI18000395	49	<0.1
DDLS-18-06	1472554	39.00	40.00	1.00	OG	SOG	albite alt OG	w					5		1		WHI18000395	46	<0.1
DDLS-18-06	1472555	40.00	41.00	1.00	OG	SOG	intense albite	m					5		1		WHI18000395	22	<0.1
DDLS-18-06	1472556	41.00	42.00	1.00	OG	SOG	albite alt OG	m					5		2		WHI18000395	27	<0.1
DDLS-18-06	1472557	42.00	43.00	1.00	OG	SOG	small breccia zone	w					5		1		WHI18000395	21	0.1
DDLS-18-06	1472558	43.00	44.00	1.00	OG	SOG	less albite, more limonite, qtz and py	w					10		4		WHI18000395	15	<0.1
DDLS-18-06	1472559	44.00	45.00	1.00	OG	SOG	less albite, more limonite, qtz and py	w					10		4		WHI18000395	15	<0.1
DDLS-18-06	1472560	45.00	46.00	1.00	OG	SOG	strong albite-lm	m					5		3		WHI18000395	68	<0.1
DDLS-18-06	1472561	46.00	47.00	1.00	OG	SOG	strong albite-lm	m					5		3		WHI18000395	127	0.2
DDLS-18-06	1472562	47.00	48.00	1.00	OG	SOG	qtz vein material, albite, lim	m					80		1		WHI18000395	270	0.2
DDLS-18-06	1472563	48.00	49.00	1.00	OG	SOG	pervasive limonitization, py	w					20		2		WHI18000395	61	0.1
DDLS-18-06	1472564	49.00	50.00	1.00	OG	SOG	pervasive limonitization, py	w					2		5		WHI18000395	375	0.4

Drill Hole	Sample Number	From (m)	To (m)	Length (m)	Rock Code 1	Rock Code 2	Description	Alteration (w, m, s)					Veinlets (%)		Sulphide %		Certificate	Au (ppb)	Ag (ppm)
								Sil	Ser	Chl	Cb	Ep	QS	QCS	Py	Po			
DDLS-18-06	1472565	50.00	51.00	1.00	OG	SOG	pervasive limonitization, py	w					5		3		WHI18000395	435	0.5
DDLS-18-06	1472566	51.00	52.00	1.00	OG	SOG	pervasive limonitization, albite, py	w					25		3		WHI18000395	148	0.3
DDLS-18-06	1472567	52.00	53.00	1.00	OG	SOG	pervasive limonitization, albite, py	w					15		3		WHI18000395	172	0.3
DDLS-18-06	1472568	53.00	53.70	0.70	OG	SOG	pervasive limonitization, albite, py	w					15		3		WHI18000395	98	0.2
DDLS-18-06	1472569	53.70	55.00	1.30	OG	CHBSH	limonitic chlorite schist?										WHI18000395	308	0.2
DDLS-18-06	1472570	55.00	55.90	0.90	OG	SOG	pervasive limonitization, albite, py	w					15		2		WHI18000395	109	0.2
DDLS-18-06	1472571	55.90	56.40	0.50	OG	SOG	translucent qtz vein, tr py	w					85		tr		WHI18000395	1084	1.6
DDLS-18-06	1472572	56.40	57.00	0.60	OG	SOG	fractured, but still in min zone, sil OG, lim, py	w					5		2		WHI18000395	691	1.3
DDLS-18-06	1472573	57.00	58.00	1.00	OG	SOG	fractured, but still in min zone, sil OG, lim, py	w					5		2		WHI18000395	596	0.3
DDLS-18-06	1472574	58.00	59.00	1.00	OG	SOG	less fractured, sil OG, lim, py	w					5		2		WHI18000395	837	0.7
DDLS-18-06	1472575						BLANK - CDN-BL-9										WHI18000395	5	0.5
DDLS-18-06	1472576						STANDARD - CDN-ME-18										WHI18000395	556	62.8
DDLS-18-06	1472577	59.00	60.00	1.00	OG	SOG	less fractured, sil OG, lim, py	w					5		2		WHI18000395	1627	1.2
DDLS-18-06	1472578	60.00	61.00	1.00	OG	SOG	less fractured, sil OG, lim, py	w					5		2		WHI18000395	3080	1
DDLS-18-06	1472579	61.00	62.00	1.00	OG		grading out of min zone, hematite, fractured, less albite. Limonite								1		WHI18000395	2042	0.7
DDLS-18-06	1472580	62.00	63.00	1.00	OG		pervasive hem with foliation, grading to chl?						5		tr		WHI18000395	118	0.2
DDLS-18-06	1472581	63.00	64.00	1.00	OG		chl-bt OG, qtz-feld veining						25		tr		WHI18000395	190	<0.1
DDLS-18-06	1472582	64.00	65.00	1.00	OG		bt OG, clay seams						20		tr		WHI18000395	66	<0.1
DDLS-18-06	1472583	65.00	66.00	1.00	OG		bt OG, qtz-feld veining						20		tr		WHI18000395	97	<0.1
DDLS-18-06	1472584	66.00	67.00	1.00	OG		bt OG, qtz-feld veining						15		tr		WHI18000395	81	0.8
DDLS-18-06	1472585	67.00	68.00	1.00	OG		bt OG, qtz-feld veining						15		tr		WHI18000395	77	0.2
DDLS-18-06	1472586	68.00	69.00	1.00	OG		bt OG, qtz-feld veining, partially decomp						15		tr		WHI18000395	11	<0.1
DDLS-18-06	1472587	69.00	70.00	1.00	OG		bt OG, qtz-feld veining, dk grey qtz						15		tr		WHI18000395	24	<0.1
DDLS-18-06	1472588	70.00	71.00	1.00	OG		bt OG, qtz-feld veining						15		tr		WHI18000395	102	<0.1
DDLS-18-06	1472589	71.00	72.00	1.00	OG		bt OG, qtz-feld veining, 30cm qtz-feld vein						35		tr		WHI18000395	7	<0.1
DDLS-18-06	1472590	72.00	73.00	1.00	OG		bt OG, qtz-feld veining						15		tr		WHI18000395	4	<0.1
DDLS-18-06	1472591	73.00	74.00	1.00	OG		bt OG, qtz-feld veining						15		tr		WHI18000395	<2	<0.1
DDLS-18-06	1472592	74.00	75.30	1.30	OG		bt OG, qtz-feld veining						15		tr		WHI18000395	2	<0.1
DDLS-18-06	1472593	75.30	76.00	0.70	OG	SOG	small zone of pervasive lim, sil, as above min zone						10		2		WHI18000395	<2	0.1
DDLS-18-06	1472594	76.00	77.00	1.00	OG		deformed bt OG, qtz-feld veining						10		tr		WHI18000395	<2	<0.1
DDLS-18-06	1472595	77.00	78.00	1.00	OG		deformed bt OG, qtz-feld veining						15		tr		WHI18000395	4	<0.1
DDLS-18-06	1472596	78.00	79.00	1.00	OG		mostly qtz-albite vein						90		tr		WHI18000395	261	0.1
DDLS-18-06	1472597	79.00	80.00	1.00	OG		partially decomp, hematitic						10		tr		WHI18000395	66	0.3
DDLS-18-06	1472598	80.00	81.00	1.00	OG		bt OG, qtz-feld veining, hem						25		tr		WHI18000395	78	<0.1
DDLS-18-06	1472599	81.00	82.00	1.00	OG		bt OG, qtz-feld veining						15		tr		WHI18000395	3	<0.1
DDLS-18-06	1472600						BLANK - CDN-BL-9										WHI18000395	3	0.7
DDLS-18-06	1472601						STANDARD - CDN-CM-25										WHI18000395	251	0.6
DDLS-18-06	1472602	82.00	83.00	1.00	OG		fractured bt OG, qtz-feld veining						15		tr		WHI18000395	6	<0.1
DDLS-18-06	1472603	83.00	84.00	1.00	OG		bt OG, qtz-feld veining						15		tr		WHI18000395	28	<0.1
DDLS-18-06	1472604	84.00	85.00	1.00	OG	Fault?	decomp, clay fault						15		tr		WHI18000395	471	0.2
DDLS-18-06	1472605	85.00	86.00	1.00	OG		bt OG, qtz-feld veining						15		tr		WHI18000395	<2	<0.1
DDLS-18-06	1472606	86.00	87.00	1.00	OG		bt OG, qtz-feld veining						15		tr		WHI18000395	3	<0.1
DDLS-18-06	1472607	87.00	88.00	1.00	OG		bt OG, qtz-feld veining, bluish qtz (spec hem)						40		tr		WHI18000395	105	<0.1
DDLS-18-06	1472608	88.00	89.00	1.00	OG		bt OG, qtz-feld veining						15		tr		WHI18000395	<2	<0.1
DDLS-18-06	1472609	89.00	90.00	1.00	OG		bt OG, qtz-feld veining						15		tr		WHI18000395	5	<0.1
DDLS-18-06	1472610	90.00	91.00	1.00	OG		bt OG, qtz-feld veining						15		tr		WHI18000395	67	0.2
DDLS-18-06	1472611	91.00	92.00	1.00	OG		bt OG, qtz-feld veining, bluish qtz (spec hem)						15		tr		WHI18000395	25	<0.1
DDLS-18-06	1472612	92.00	93.00	1.00	OG		bt OG, qtz-feld veining, bluish qtz (spec hem)						15		tr		WHI18000395	55	0.1
DDLS-18-06	1472613	93.00	94.00	1.00	OG	Fault	bt OG, flt gouge						15		tr		WHI18000395	8	0.3
DDLS-18-06	1472614	94.00	95.00	1.00	OG		bt OG, qtz-feld veining, 15cm vein						25		tr		WHI18000395	30	<0.1
DDLS-18-06	1472615	95.00	96.00	1.00	OG		bt OG, qtz-feld veining						15		tr		WHI18000395	135	0.2
DDLS-18-06	1472616	96.00	97.00	1.00	OG	sil	OG, qtz-feld veining, bluish qtz (spec hem)	w					15		tr		WHI18000395	51	<0.1
DDLS-18-06	1472617	97.00	98.00	1.00	OG		rubble						5		tr		WHI18000395	43	0.2
DDLS-18-06	1472618	98.00	99.00	1.00	OG	sil	bt OG, qtz-feld veining, 12cm vein	w					20		tr		WHI18000395	27	<0.1
DDLS-18-06	1472619	99.00	100.00	1.00	OG		bt OG, qtz-feld veining						15		tr		WHI18000395	<2	<0.1
DDLS-18-06	1472620	100.00	101.00	1.00	OG		bt OG, qtz-feld veining						15		tr		WHI18000395	4	0.1

Drill Hole	Sample Number	From (m)	To (m)	Length (m)	Rock Code 1	Rock Code 2	Description	Alteration (w, m, s)					Veinlets (%)		Sulphide %		Certificate	Au (ppb)	Ag (ppm)
								Sil	Ser	Chl	Cb	Ep	QS	QCS	Py	Po			
DDLS-18-06	1472621	101.00	102.00	1.00	OG	sil	rubble	w					15		tr		WHI18000395	53	0.2
DDLS-18-06	1472622	102.00	103.00	1.00	OG	sil	weak sil def zone	w					15		tr		WHI18000395	34	0.2
DDLS-18-06	1472623	103.00	104.00	1.00	OG	sil	weak sil def zone	w					15		tr		WHI18000395	781	1.3
DDLS-18-06	1472624	104.00	104.60	0.60	OG	sil	weak sil def zone	w					15		tr		WHI18000395	43	0.5
DDLS-18-06	1472625						BLANK - CDN-BL-9										WHI18000395	4	0.3
DDLS-18-06	1472626						STANDARD - CDN-ME-18										WHI18000395	419	65
DDLS-18-06	1472627	104.60	105.10	0.50	OG	sil	sil zone, lim fx, fresh py	m					15		2		WHI18000395	246	0.8
DDLS-18-06	1472628	105.10	106.00	0.90	OG	sil	weak sil, blue OG	w					15		1		WHI18000395	521	1
DDLS-18-06	1472629	106.00	107.00	1.00	OG	sil	qtz-albite rubble	w					10		tr		WHI18000395	27	<0.1
DDLS-18-06	1472630	107.00	108.00	1.00	OG	sil	weak sil, blue OG	w					10		tr		WHI18000395	59	0.1
DDLS-18-06	1472631	108.00	109.00	1.00	OG	sil	weak sil, blue OG	w					10		0.5		WHI18000395	47	<0.1
DDLS-18-06	1472632	109.00	110.00	1.00	OG	sil	def zone sil-hem-sericite-chlorite	w	w	w			15		tr		WHI18000395	206	0.2
DDLS-18-06	1472633	110.00	111.00	1.00	OG	fault	rubble, flt, bt OG						15		tr		WHI18000395	13	0.4
DDLS-18-06	1472634	111.00	112.00	1.00	OG		bt OG, qtz-feld veining						15		tr		WHI18000395	31	<0.1
DDLS-18-06	1472635	112.00	113.00	1.00	OG		bt OG, qtz-feld veining						15		tr		WHI18000395	<2	<0.1
DDLS-18-06	1472636	113.00	113.80	0.80	OG		bt OG, qtz-feld veining						15		tr		WHI18000395	4	<0.1
DDLS-18-06	1472637	113.80	114.30	0.50	OG	SOG	py bands in sil zone	m					20		3		WHI18000395	394	1.3
DDLS-18-06	1472638	114.30	115.00	0.70	OG		bt OG, qtz-feld veining						15		tr		WHI18000395	8	<0.1
DDLS-18-06	1472639	115.00	116.00	1.00	OG		bt OG, qtz-feld veining						15		tr		WHI18000395	16	<0.1
DDLS-18-06	1472640	116.00	117.00	1.00	OG	fault	fault, weak sil	w					15		tr		WHI18000395	28	<0.1
DDLS-18-06	1472641	117.00	118.00	1.00	OG	sil	weak sil, blue OG, hem	w					10		tr		WHI18000395	75	<0.1
DDLS-18-06	1472642	118.00	119.00	1.00	OG	sil	weak sil, blue OG, hem	w					10		tr		WHI18000395	36	<0.1
DDLS-18-06	1472643	119.00	120.20	1.20	OG	sil	as above but fractured	w					15		tr		WHI18000395	76	<0.1
DDLS-18-06	1472644	120.20	121.20	1.00	OG	sil	sil-hem with fg fresh py	m					10		3		WHI18000395	137	<0.1
DDLS-18-06	1472645	121.20	122.00	0.80	OG	sil	sil-hem with fg fresh py	w					10		0.5		WHI18000395	148	0.4
DDLS-18-06	1472646	122.00	123.00	1.00	OG	sil	rubble, hem, sil	w					5		tr		WHI18000395	129	<0.1
DDLS-18-06	1472647	123.00	124.00	1.00	OG	sil	rubble, hem, sil	w					5		tr		WHI18000396	284	<0.1
DDLS-18-06	1472648	124.00	125.00	1.00	OG	FROG	fine grained, pervasive hem	m					10		tr		WHI18000396	4	<0.1
DDLS-18-06	1472649	125.00	126.00	1.00	OG	FROG	fine grained, pervasive hem, small fault	m					15		1		WHI18000396	20	0.1
DDLS-18-06	1472650						BLANK - CDN-BL-9										WHI18000396	2	0.4
DDLS-18-06	1472651						STANDARD - CDN-CM-25										WHI18000396	246	0.6
DDLS-18-06	1472652	126.00	127.00	1.00	OG	FROG	fine grained, pervasive hem	m					10		1		WHI18000396	835	0.6
DDLS-18-06	1472653	127.00	128.00	1.00	OG	FROG	fine grained, pervasive hem, fractured	w					10		0.5		WHI18000396	457	0.7
DDLS-18-06	1472654	128.00	129.00	1.00	OG	FROG	grades to bleached, sil flooded	m					50		1		WHI18000396	148	0.5
DDLS-18-06	1472655	129.00	130.00	1.00	OG	SOG	grades to bleached, sil flooded	m					15		1		WHI18000396	129	0.3
DDLS-18-06	1472656	130.00	130.50	0.50	OG	SOG	silicified, bleached, fresh py, hem fx	m					15		2		WHI18000396	39	0.2
DDLS-18-06	1472657	130.50	131.30	0.80	OG		weaker sil	w					5		0.5		WHI18000396	49	<0.1
DDLS-18-06	1472658	131.30	131.90	0.60	OG	SOG	silicified, bleached, fresh py, hem fx	m					50		3		WHI18000396	57	0.2
DDLS-18-06	1472659	131.90	132.50	0.60	OG	SOG	silicified, hem, fresh py	m					15		2		WHI18000396	285	0.3
DDLS-18-06	1472660	132.50	133.50	1.00	OG	Fault	weak sil og, sandy flt gouge	w					15		tr		WHI18000396	157	<0.1
DDLS-18-06	1472661	133.50	134.10	0.60	OG	QV	qtz-albite vein, blue seams	s					90		tr		WHI18000396	9	<0.1
DDLS-18-06	1472662	134.10	135.00	0.90	OG	Fault	fault gouge	w					20		tr		WHI18000396	13	<0.1
DDLS-18-06	1472663	135.00	136.10	1.10	OG		30cm QV w hem, fresh py in wallrk	w					30		2		WHI18000396	7	<0.1
DDLS-18-06	1472664	136.10	137.16	1.06	OG		fault rubble, weak sil blue gneiss	w					5		tr		WHI18000396	1696	0.6
DDLS-18-06	1472665	137.16	138.07	0.91	OG		fault rubble, weak sil blue gneiss	w					5		tr		WHI18000396	42	0.1
DDLS-18-06	1472666	138.07	139.00	0.93	OG	DCOG	fractured OG						2		tr		WHI18000396	4	<0.1
DDLS-18-06	1472667	139.00	140.00	1.00	OG	FMV	grading to chl FMV						2		tr		WHI18000396	24	<0.1
DDLS-18-06	1472668	140.00	141.00	1.00	OG	FMV	grading to chl FMV						2				WHI18000396	27	<0.1
DDLS-18-06	1472669	141.00	142.00	1.00	FMV	Fault	chl FMV w flt gouge										WHI18000396	220	1.3
DDLS-18-06	1472670	142.00	143.00	1.00	FMV		chl FMV w small sil zone	w					10		tr		WHI18000396	188	0.1
DDLS-18-06	1472671	143.00	144.00	1.00	FMV		chl FMV w small sil zone, fg fresh py	w					10		2		WHI18000396	40	<0.1
DDLS-18-06	1472672	144.00	145.00	1.00	FMV		chl FMV						5				WHI18000396	3	<0.1
DDLS-18-06	1472673	145.00	146.00	1.00	FMV		chl FMV w 5cm qtz or sil zone w py						6		0.5		WHI18000396	490	<0.1
DDLS-18-06	1472674	146.00	147.00	1.00	FMV	OG	chl FMV/OG w weak sil zone w hem fx	w					5		0.5		WHI18000396	2	<0.1
DDLS-18-06	1472675						BLANK - CDN-BL-9										WHI18000396	6	0.3
DDLS-18-06	1472676						STANDARD - CDN-ME-18										WHI18000396	509	60.3

Drill Hole	Sample Number	From (m)	To (m)	Length (m)	Rock Code 1	Rock Code 2	Description	Alteration (w, m, s)					Veinlets (%)		Sulphide %		Certificate	Au (ppb)	Ag (ppm)
								Sil	Ser	Chl	Cb	Ep	QS	QCS	Py	Po			
DDLS-18-06	1472677	147.00	148.00	1.00	FMV	OG	chl FMV/OG w weak sil zone w hem fx	w					2		0.5		WHI18000396	2	<0.1
DDLS-18-06	1472678	148.00	149.00	1.00	OG		grading back to lim og						2		tr		WHI18000396	2	<0.1
DDLS-18-06	1472679	149.00	150.00	1.00	OG	FMV	lim OG/chl FMV						2				WHI18000396	3	<0.1
DDLS-18-06	1472680	150.00	151.00	1.00	OG	FMV	lim OG/chl FMV						2				WHI18000396	21	<0.1
DDLS-18-06	1472681	151.00	152.00	1.00	FMV		soft, light green chl FMV w hem fx						1				WHI18000396	3	<0.1
DDLS-18-06	1472682	152.00	153.00	1.00	FMV		soft, light green chl FMV w hem fx						5				WHI18000396	389	0.1
DDLS-18-06	1472683	153.00	154.00	1.00	FMV		soft, light green chl FMV w hem fx						1				WHI18000396	31	0.1
DDLS-18-06	1472684	154.00	155.00	1.00	FMV		soft, light green chl FMV w hem fx						1				WHI18000396	<2	<0.1
DDLS-18-06	1472685	155.00	156.00	1.00	FMV		lt green soft chl FMV						1				WHI18000396	2	<0.1
DDLS-18-06	1472686	156.00	157.00	1.00	FMV		lt green soft chl FMV						1				WHI18000396	21	<0.1
DDLS-18-06	1472687	157.00	158.00	1.00	FMV		lt green soft chl FMV						1				WHI18000396	3	<0.1
DDLS-18-06	1472688	158.00	159.00	1.00	FMV		harder chl FMV						1				WHI18000396	3	<0.1
DDLS-18-06	1472689	159.00	160.00	1.00	FMV		harder chl FMV						1				WHI18000396	<2	<0.1
DDLS-18-06	1472690	160.00	161.00	1.00	FMV		harder chl FMV						1				WHI18000396	<2	<0.1
DDLS-18-06	1472691	161.00	162.00	1.00	FMV		darker green chl FMV						1				WHI18000396	5	<0.1
DDLS-18-06	1472692	162.00	163.00	1.00	FMV		darker green chl FMV						1				WHI18000396	2	<0.1
DDLS-18-06	1472693	163.00	164.00	1.00	FMV		darker green chl FMV						1				WHI18000396	11	<0.1
DDLS-18-06	1472694	164.00	165.00	1.00	FMV		darker green chl FMV, 4cm qtz vein, hem fx						5				WHI18000396	3	<0.1
DDLS-18-06	1472695	165.00	166.00	1.00	FMV		chl FMV, hem fx						2				WHI18000396	5	<0.1
DDLS-18-06	1472696	166.00	167.00	1.00	FMV		chl FMV						1				WHI18000396	14	<0.1
DDLS-18-06	1472697	167.00	168.00	1.00	FMV		lt green soft chl FMV with discordant qtz veining						15				WHI18000396	8	<0.1
DDLS-18-06	1472698	168.00	169.00	1.00	FMV		lt green soft chl FMV with discordant qtz veining						10				WHI18000396	44	0.1
DDLS-18-06	1472699	169.00	170.00	1.00	FMV		lt green soft chl FMV with discordant qtz veining						10				WHI18000396	83	0.3
DDLS-18-06	1472700						BLANK - CDN-BL-9										WHI18000396	3	0.4
DDLS-18-06	1472701						STANDARD - CDN-CM-25										WHI18000396	251	0.6
DDLS-18-06	1472702	170.00	171.00	1.00	FMV		lt green soft chl FMV with discordant qtz veining						5				WHI18000396	130	<0.1
DDLS-18-06	1472703	171.00	172.00	1.00	FMV		lt green soft chl FMV with discordant qtz veining						5				WHI18000396	67	<0.1
DDLS-18-06	1472704	172.00	173.00	1.00	FMV	sil	FMV w silicified zone with pinkish k-alt, tr py	w					5		tr		WHI18000396	176	0.2
DDLS-18-06	1472705	173.00	174.00	1.00	FMV		chl FMV						5				WHI18000396	8	<0.1
DDLS-18-06	1472706	174.00	175.00	1.00	FMV		chl FMV						2				WHI18000396	73	<0.1
DDLS-18-06	1472707	175.00	176.00	1.00	FMV		chl FMV						2				WHI18000396	6	<0.1
DDLS-18-06	1472708	176.00	176.90	0.90	FMV		chl FMV						2				WHI18000396	<2	<0.1
DDLS-18-06	1472709	176.90	178.00	1.10	OG	SOG	silicified zone of orthogneiss? Minor k-alt	m					5		1		WHI18000396	1353	0.4
DDLS-18-06	1472710	178.00	179.00	1.00	OG	SOG	silicified zone, k-alt, fresh py	m					2		2		WHI18000396	1122	0.7
DDLS-18-06	1472711	179.00	180.00	1.00	OG	SOG	less silicified, grey rock	w					5		0.5		WHI18000396	29	0.1
DDLS-18-06	1472712	180.00	181.00	1.00	OG	SOG	light pink k-alt, abundant fg py dissem	m					2		6		WHI18000396	8029	2.3
DDLS-18-06	1472713	181.00	182.00	1.00	OG	SOG	light pink k-alt, abundant fg py dissem, fractured, some flt gouge?	m					2		6		WHI18000396	11200	2.8
DDLS-18-06	1472714	182.00	183.00	1.00	OG	SOG	competent, silicified, k-alt, qtz veining, py	m					10		5		WHI18000396	5688	2.7
DDLS-18-06	1472715	183.00	184.00	1.00	OG	SOG	competent, silicified, k-alt, qtz veining, py	m					10		5		WHI18000396	6636	1.8
DDLS-18-06	1472716	184.00	184.50	0.50	OG	SOG	competent, silicified, k-alt, qtz veining, py, 15cm chl section	m					10		2		WHI18000396	832	0.1
DDLS-18-06	1472717	184.50	185.00	0.50	OG	SOG	silicified, but little alteration	w					10		0.5		WHI18000396	62	<0.1
DDLS-18-06	1472718	185.00	186.00	1.00	OG	SOG	silicified, but little alteration	w					20		0.5		WHI18000396	39	<0.1
DDLS-18-06	1472719	186.00	187.00	1.00	OG	SOG	silicified, but little alteration	w					10		0.5		WHI18000396	6	<0.1
DDLS-18-06	1472720	187.00	188.00	1.00	OG	SOG	silicified, but little alteration	w					10		0.5		WHI18000396	19	<0.1
DDLS-18-06	1472721	188.00	189.00	1.00	FMV		foliated, grading back to chl FMV	w					5		tr		WHI18000396	13	<0.1
DDLS-18-06	1472722	189.00	190.00	1.00	FMV		soft chl FMV						5				WHI18000396	3	<0.1
DDLS-18-06	1472723	190.00	191.00	1.00	FMV		soft chl FMV						5				WHI18000396	4	<0.1
DDLS-18-06	1472724	191.00	192.00	1.00	FMV		soft chl FMV						5				WHI18000396	<2	<0.1
DDLS-18-06	1472725						BLANK - CDN-BL-9										WHI18000396	4	0.6
DDLS-18-06	1472726						STANDARD - CDN-ME-18										WHI18000396	580	61.1
DDLS-18-06	1472727	192.00	193.00	1.00	FMV		soft chl FMV w hem fx						10				WHI18000396	<2	<0.1
DDLS-18-06	1472728	193.00	194.00	1.00	FMV		light green FMV, hem fx						15		tr		WHI18000396	<2	<0.1
DDLS-18-06	1472729	194.00	195.00	1.00	FMV		dk green chl, grading to amphibolite						6		3		WHI18000396	2	<0.1
DDLS-18-06	1472730	195.00	196.00	1.00	FMV		dk green chl, grading to amphibolite						6		2		WHI18000396	<2	<0.1
DDLS-18-06	1472731	196.00	196.60	0.60	FMV		dk green chl, grading to amphibolite						6		2		WHI18000396	2	<0.1

LUCKYSTRIKE RESOURCES LTD.

Drill Hole	DDLS-18-07	**Property**	Lucky Strike	**Zone**	Monte Carlo

Coordinates (UTM NAD 83)					
Easting	589519	**Northing**	7012964	**Elevation (m)**	540
Survey by	Dan Ferraro	**Survey Method**	GPS Garmin 60CSx	**Date**	June 28, 2018

Summary					
Depth (m)	85.95	**Azimuth**	230	**Dip**	-55
Core Size	HTW	**Casing (ft)**	35	**Logged By**	Dan Ferraro
Drill Company	Kluane Drilling Ltd.	**Drill Rig**	KD 600-2		
Drill Start Date	June 26, 2018	**Drill Comp Date**	June 27, 2018		
Log Start Date	June 27, 2018	**Log Comp Date**	June 27, 2018		
Final casing	removed	**Core Location**	Monte Carlo Camp		
Comments	On trench TR-17-05. Hole abandoned.	**Claim #**	Au 92		

Samples			
Sample Numbers	1472732 - 1472822		
Number	91	**Lab**	Bureau Veritas
Cut by	Ethan	**Date Shipped**	July 19, 2018

Down Hole Survey					
Depth (m)	**Measured Azm.**	**Corrected Azm.**	**Dip**	**Magnetic Field (nT)**	**Temperature**
30.00	209.62	229.05	-56.28	56908	
80.00	212.82	232.25	-56.2	56583	

From	To	Rock Code 1	Rock Code 2	Description
0.00	1.00	OB		B-horizon mud
1.00	6.10	CLBSH		Chlorite-biotite schist, also called amphibolite. Mostly rock chips, pulverized. Poor recovery. Some intact fragments. Magnetic. Part of same metamorphic package as orthogneiss.
				1.0 - 1.52m: rock chips of weathered bedrock, poor recovery
				1.52 - 7.0m: moderate recovery, rock chips
6.10	85.95	OG		Orthogneiss. Simpson Range. As seen in previous hole. Limonitic, well foliated (60 dtca), sporadic qtz veinlets throughout. Orange colour. Trace pyrite unless otherwise noted. Zones of 'decomposed' orthogneiss common: the core is consolidated and in situ but clay-like and will crumble to the touch.
			DCOG	6.1 - 9.3m: very limonitic, soft, decomposed. Weak to mod foliation at 60 dtca
				9.3m: soft but competent rock. Roughly 5% qtz veining, tr py. White albite alteration through to ~20m
			DCOG	14.3 - 15.3m: decomposed
				Competent soft rock continues, 60-65 dtca fol. Minor hematitic fractures with no prevalent orientation
				17.2m: small 10cm zone of fg lim py
			DCOG	22.25 - 23.15m: decomposed
			CLBSH	23.3 - 24m: decomposed chlorite schist
			DCOG	24.7 - 25.8m: decomposed OG
			DCOG	27 - 27.4m: decomposed, very limonitic
				28.35 - 28.96m: very soft, limonitic OG with red hematite in foliation
			QVBX	28.95 - 29.25m: brecciated grey quartz vein. Looks to be 'grey vein' encountered in trenching and DDLS-17-09 which ran high grade. No visible sulphide. Jigsaw like brecciation with limonitic fractures throughout. Seems to be at a fairly steep angle, but difficult to say due to soft surrounding host rock
				29.25m: back to very soft decomposed limonitic OG
				30.52m: competent rock
			QVBX	31.65 - 31.75m: broken up grey vein at 75 dtca crosscutting 60 dtca foliation
				32.9 - 34.1m: deformation zone. Fragments of grey vein (5-10%) throughout at steep angles to CA. 1% py
				34.1m: well foliated lim OG continues at 70 dtca with sporadic 20cm sections of DCOG
				40.12m: 1.5cm grey vein, 58 dtca crosscutting foliation (65 dtca)
				40.7m: 1.5cm grey vein, 60 dtca crosscutting foliation (65 dtca)
				42.3m: 1.5cm grey vein, more deformed than above veins
				46m: transition to more quartz-rich orthogneiss. Well foliated (65 dtca)
				46.65m: 4cm qtz-feldspar vein
			Fault	47.24 - 47.35m: hematitic clay fault gouge
				48.1 - 48.7m: white-brown qtz veins (<1cm) and fractures crosscutting foliation at 35 dtca
			Fault	49.7 - 49.85m: fault gouge
				51.5 - 51.8m: small silicified breccia zone w tr py
				52m: well fol OG 62 dtca, consistent
				53.6 - 53.8m: small area of fg py in foliation
				56.4 - 56.7m: fg py in foliation
				56.7m: 30 dtca contact to clay decomposed OG (15cm)
				62.5 - 64.17m: decomposed, limonitic, hematitic
			SOG	66 - 85.95m: Orthogneiss becomes gradually more silicified down hole, with a reddish-brown colour. Quartz-albite veining is more common throughout (up to 25% of rock mass) generally crosscutting foliation. Zero to 0.5% pyrite throughout. Some limonitic fractures subparallel to foliation.
				74.2 - 75m: fracture zone
				75m: silicified but fractured core continues. Some small deformation zones (brittle and ductile) present.
			DCOG	78.9 - 79.25m: decomposed
				79.25 - 80.2m: fractured core
				83.5 - 83.7m: fg dissem py
				85m: foliation shallowed to 30 dtca
				85.0 - 85.3m: darker grey OG
				85.3 - 85.95m: deformed, weakly brecciated
85.95		EOH		End of hole - Hole abandoned due to getting stuck. Intention was to go through the shear at ~100m. Water pressure dropped. Likely some kind of fracture zone.

Drill Hole	Sample Number	From (m)	To (m)	Length (m)	Rock Code 1	Rock Code 2	Description	Alteration (w, m, s)					Veinlets (%)		Sulphide %		Certificate	Au (ppb)	Ag (ppm)
								Sil	Ser	Chl	Cb	Ep	QS	QCS	Py	Po			
DDLS-18-07	1472732	1.52	3.05	1.53	CHBSH	DC	fx chl schist/amphibolite										WHI18000438	3	0.4
DDLS-18-07	1472733	3.05	4.57	1.52	CHBSH	DC	fx chl schist/amphibolite										WHI18000438	<2	<0.1
DDLS-18-07	1472734	4.57	6.10	1.53	CHBSH	DC	fx chl schist/amphibolite										WHI18000438	7	0.1
DDLS-18-07	1472735	6.10	7.62	1.52	OG	DCOG	lim OG										WHI18000438	<2	<0.1
DDLS-18-07	1472736	7.62	9.14	1.52	OG	DCOG	lim OG										WHI18000438	<2	<0.1
DDLS-18-07	1472737	9.14	10.00	0.86	OG		lim OG								tr		WHI18000438	2	<0.1
DDLS-18-07	1472738	10.00	11.00	1.00	OG		lim OG, minor qtz veining						5		tr		WHI18000438	<2	<0.1
DDLS-18-07	1472739	11.00	12.00	1.00	OG		lim OG, albite alt?						3		tr		WHI18000438	2	<0.1
DDLS-18-07	1472740	12.00	13.00	1.00	OG		lim OG, albite alt?						2		0.5		WHI18000438	1541	1.6
DDLS-18-07	1472741	13.00	14.00	1.00	OG		lim OG, albite alt?								tr		WHI18000438	79	0.2
DDLS-18-07	1472742	14.00	15.00	1.00	OG	DCOG	lim OG										WHI18000438	32	0.2
DDLS-18-07	1472743	15.00	16.00	1.00	OG	DCOG	lim OG										WHI18000438	98	<0.1
DDLS-18-07	1472744	16.00	17.00	1.00	OG	DCOG	lim OG										WHI18000438	<2	<0.1
DDLS-18-07	1472745	17.00	18.00	1.00	OG		lim OG								0.5		WHI18000438	178	<0.1
DDLS-18-07	1472746	18.00	19.00	1.00	OG		lim OG								tr		WHI18000438	<2	<0.1
DDLS-18-07	1472747	19.00	20.00	1.00	OG	DCOG	lim OG										WHI18000438	4	<0.1
DDLS-18-07	1472748	20.00	21.00	1.00	OG	DCOG	lim OG						2				WHI18000438	371	0.4
DDLS-18-07	1472749	21.00	22.00	1.00	OG	DCOG	lim OG						2				WHI18000438	3	<0.1
DDLS-18-07	1472750						BLANK - CDN-BL-10										WHI18000438	4	0.1
DDLS-18-07	1472751						STANDARD - CDN-CM-25										WHI18000438	232	0.6
DDLS-18-07	1472752	22.00	23.00	1.00	OG	DCOG	lim OG										WHI18000438	2	<0.1
DDLS-18-07	1472753	23.00	24.00	1.00	OG	DCOG, CHBSH	lim OG with some chlorite schist										WHI18000438	<2	<0.1
DDLS-18-07	1472754	24.00	25.00	1.00	OG	DCOG	lim OG						2				WHI18000438	3	<0.1
DDLS-18-07	1472755	25.00	26.00	1.00	OG	DCOG	lim OG						2				WHI18000438	<2	<0.1
DDLS-18-07	1472756	26.00	27.00	1.00	OG	DCOG	lim OG						2				WHI18000438	2	<0.1
DDLS-18-07	1472757	27.00	28.00	1.00	OG	DCOG	extra limonitic orange OG						2				WHI18000438	3	<0.1
DDLS-18-07	1472758	28.00	28.95	0.95	OG	DCOG	extra limonitic orange OG						2				WHI18000438	57	0.2
DDLS-18-07	1472759	28.95	29.25	0.30	OG	QVBX	limonitic-fractured 'grey vein', no visible sulphides						95		tr		WHI18000438	36	0.3
DDLS-18-07	1472760	29.25	30.00	0.75	OG	DCOG, QVBX	lim OG with fragments of grey vein						6				WHI18000438	47	0.2
DDLS-18-07	1472761	30.00	31.00	1.00	OG	DCOG	lim OG										WHI18000438	20	0.2
DDLS-18-07	1472762	31.00	31.50	0.50	OG	DCOG	lim OG										WHI18000438	51	0.3
DDLS-18-07	1472763	31.50	32.00	0.50	OG	QVBX	lim OG with 10cm of deformed bx grey vein						10		tr		WHI18000438	605	3.4
DDLS-18-07	1472764	32.00	32.90	0.90	OG		lim OG										WHI18000438	624	2.9
DDLS-18-07	1472765	32.90	33.50	0.60	OG	QVBX	lim OG with fragments of deformed bx grey vein						10		1		WHI18000438	9	<0.1
DDLS-18-07	1472766	33.50	34.10	0.60	OG	QVBX	lim OG with fragments of deformed bx grey vein						10		1		WHI18000438	11	0.1
DDLS-18-07	1472767	34.10	35.00	0.90	OG		lim OG						5		tr		WHI18000438	41	0.2
DDLS-18-07	1472768	35.00	36.00	1.00	OG		lim OG								tr		WHI18000438	80	0.3
DDLS-18-07	1472769	36.00	37.00	1.00	OG		lim OG								tr		WHI18000438	2	<0.1
DDLS-18-07	1472770	37.00	38.00	1.00	OG		lim OG								tr		WHI18000438	33	0.2
DDLS-18-07	1472771	38.00	39.00	1.00	OG		lim OG								tr		WHI18000438	4	<0.1
DDLS-18-07	1472772	39.00	40.00	1.00	OG		lim OG								tr		WHI18000438	6	0.1
DDLS-18-07	1472773	40.00	41.00	1.00	OG		lim OG with multiple 1.5cm grey veins						12		tr		WHI18000438	2	<0.1
DDLS-18-07	1472774	41.00	42.00	1.00	OG		lim OG								tr		WHI18000438	9	<0.1
DDLS-18-07	1472775						BLANK - CDN-BL-10										WHI18000438	5	<0.1
DDLS-18-07	1472776						STANDARD - CDN-ME-18										WHI18000438	475	70.3
DDLS-18-07	1472777	42.00	43.00	1.00	OG		lim OG						6		tr		WHI18000438	2	0.1
DDLS-18-07	1472778	43.00	44.00	1.00	OG		lim OG								tr		WHI18000438	5	<0.1
DDLS-18-07	1472779	44.00	45.00	1.00	OG	DCOG	lim OG								tr		WHI18000438	2	0.1
DDLS-18-07	1472780	45.00	46.00	1.00	OG		lim OG								tr		WHI18000438	<2	<0.1
DDLS-18-07	1472781	46.00	47.00	1.00	OG		lim OG						5		tr		WHI18000438	<2	<0.1
DDLS-18-07	1472782	47.00	48.00	1.00	OG	Fault	lim OG, red hem fault gouge								tr		WHI18000438	<2	0.4
DDLS-18-07	1472783	48.00	49.00	1.00	OG		lim OG, diffuse qtz veins						8		tr		WHI18000438	2	<0.1
DDLS-18-07	1472784	49.00	50.10	1.10	OG	Fault	lim OG, some flt gouge								tr		WHI18000438	9	<0.1
DDLS-18-07	1472785	50.10	51.00	0.90	OG		lim OG, 20cm silicfied section	w					3		tr		WHI18000438	<2	<0.1

Drill Hole	Sample Number	From (m)	To (m)	Length (m)	Rock Code 1	Rock Code 2	Description	Alteration (w, m, s)					Veinlets (%)		Sulphide %		Certificate	Au (ppb)	Ag (ppm)
								Sil	Ser	Chl	Cb	Ep	QS	QCS	Py	Po			
DDLS-18-07	1472786	51.00	52.00	1.00	OG		lim OG								tr		WHI18000438	10	<0.1
DDLS-18-07	1472787	52.00	53.00	1.00	OG		lim OG								tr		WHI18000438	8	<0.1
DDLS-18-07	1472788	53.00	54.00	1.00	OG		lim OG								0.5		WHI18000438	3	<0.1
DDLS-18-07	1472789	54.00	55.00	1.00	OG		lim OG								tr		WHI18000438	24	0.1
DDLS-18-07	1472790	55.00	56.00	1.00	OG		lim OG						2		tr		WHI18000438	<2	<0.1
DDLS-18-07	1472791	56.00	57.00	1.00	OG		lim OG						5		0.5		WHI18000438	<2	<0.1
DDLS-18-07	1472792	57.00	58.00	1.00	OG		lim OG						5		tr		WHI18000438	<2	<0.1
DDLS-18-07	1472793	58.00	59.00	1.00	OG		lim OG								tr		WHI18000438	<2	<0.1
DDLS-18-07	1472794	59.00	60.00	1.00	OG		lim OG								tr		WHI18000438	<2	<0.1
DDLS-18-07	1472795	60.00	61.00	1.00	OG		lim OG								tr		WHI18000438	<2	<0.1
DDLS-18-07	1472796	61.00	62.00	1.00	OG		lim OG								tr		WHI18000438	<2	<0.1
DDLS-18-07	1472797	62.00	63.00	1.00	OG	DCOG	lim OG								tr		WHI18000438	<2	0.3
DDLS-18-07	1472798	63.00	64.00	1.00	OG	DCOG	lim OG										WHI18000438	<2	0.2
DDLS-18-07	1472799	64.00	65.00	1.00	OG	DCOG	lim OG										WHI18000438	3	<0.1
DDLS-18-07	1472800						BLANK - CDN-BL-10										WHI18000438	5	0.1
DDLS-18-07	1472801						STANDARD - CDN-GS-15B										WHI18000438	16100	1.4
DDLS-18-07	1472802	65.00	66.00	1.00	OG		lim OG								tr		WHI18000438	2	<0.1
DDLS-18-07	1472803	66.00	67.00	1.00	OG	sil	silicified - hem	m							tr		WHI18000438	<2	<0.1
DDLS-18-07	1472804	67.00	68.00	1.00	OG	sil	silicified - hem	m					2		tr		WHI18000438	<2	<0.1
DDLS-18-07	1472805	68.00	69.00	1.00	OG	sil	silicified - hem	m							tr		WHI18000438	<2	<0.1
DDLS-18-07	1472806	69.00	70.00	1.00	OG	sil	silicified - hem	m					30		tr		WHI18000438	<2	<0.1
DDLS-18-07	1472807	70.00	71.00	1.00	OG	sil	silicified - hem	m					5		tr		WHI18000438	<2	<0.1
DDLS-18-07	1472808	71.00	72.00	1.00	OG	sil	silicified - hem	m					10		tr		WHI18000438	<2	0.2
DDLS-18-07	1472809	72.00	73.00	1.00	OG	sil	silicified - hem	m					8		tr		WHI18000438	3	0.1
DDLS-18-07	1472810	73.00	74.00	1.00	OG	sil	silicified - hem	m					5		tr		WHI18000438	<2	0.7
DDLS-18-07	1472811	74.00	75.00	1.00	OG	sil	silicified - hem, fractured	m					10		tr		WHI18000438	<2	1.6
DDLS-18-07	1472812	75.00	76.00	1.00	OG	sil	silicified - hem, fractured	m					10		tr		WHI18000438	<2	0.5
DDLS-18-07	1472813	76.00	77.00	1.00	OG	sil	silicified - hem, fractured	m					25		tr		WHI18000438	<2	0.3
DDLS-18-07	1472814	77.00	78.00	1.00	OG	sil	silicified - hem	m							tr		WHI18000438	3	0.1
DDLS-18-07	1472815	78.00	79.00	1.00	OG	sil	silicified - hem	m					15		tr		WHI18000438	<2	1.2
DDLS-18-07	1472816	79.00	80.00	1.00	OG	sil	silicified - hem, fractured	m							tr		WHI18000438	2	0.2
DDLS-18-07	1472817	80.00	81.00	1.00	OG	sil	silicified - hem	m							tr		WHI18000438	<2	<0.1
DDLS-18-07	1472818	81.00	82.00	1.00	OG	sil	silicified - hem	m					15		tr		WHI18000438	2	0.4
DDLS-18-07	1472819	82.00	83.00	1.00	OG	sil	silicified - hem	m							tr		WHI18000438	3	<0.1
DDLS-18-07	1472820	83.00	84.00	1.00	OG	sil	silicified - hem, minor py	m							0.5		WHI18000438	<2	0.1
DDLS-18-07	1472821	84.00	85.00	1.00	OG	sil	silicified - hem	m							tr		WHI18000438	<2	0.2
DDLS-18-07	1472822	85.00	85.95	0.95	OG	sil	silicified - hem, weak bx	m					30		tr		WHI18000438	4	0.3

LUCKYSTRIKE RESOURCES LTD.

Drill Hole	DDLS-18-08	**Property**	Lucky Strike	**Zone**	Monte Carlo

Coordinates (UTM NAD 83)					
Easting	589727	**Northing**	7012612	**Elevation (m)**	508
Survey by	Dan Ferraro	**Survey Method**	GPS Garmin 60CSx	**Date**	June 29, 2018

Summary					
Depth (m)	118.87	**Azimuth**	230	**Dip**	-55
Core Size	HTW	**Casing (ft)**	40	**Logged By**	Dan Ferraro
Drill Company	Kluane Drilling Ltd.	**Drill Rig**	KD 600-2		
Drill Start Date	June 27, 2018	**Drill Comp Date**	June 28, 2018		
Log Start Date	June 28, 2018	**Log Comp Date**	June 29, 2018		
Final casing	removed	**Core Location**	Monte Carlo Camp		
Comments	On IP L5, 650	**Claim #**	Au 89		

Samples			
Sample Numbers	1472823 - 1472957		
Number	135	**Lab**	Bureau Veritas
Cut by	Ethan	**Date Shipped**	July 25, 2018

Down Hole Survey					
Depth (m)	**Measured Azm.**	**Corrected Azm.**	**Dip**	**Magnetic Field (nT)**	**Temperature**
Tool out of order					

From	To	Rock Code 1	Rock Code 2	Description
0.00	1.20	OB		Overburden
1.20	106.10	OG		Orthogneiss. Simpson Range. As seen in previous hole. Limonitic, well foliated (75 dtca), sporadic qtz veinlets throughout. Orange-black colour. Trace pyrite throughout until zones of silicification. Consistent. Hematitic fractures crosscutting foliation 0-30 dtca more common below 10m.
				1.2 - 3.2m: fractured rubble
				7.9 - 10.6m: fractured core
				14.7 - 17m: fractured core, some silicified hematitic rock. Poor recovery at 14-16m.
				17 - 18m: py in foliation
			BXOG	19.1 - 21m: breccia zone. Broken grey qtz fragments from 19.1 to 19.35m. Red hematite/jasper-like fragments increase to bottom of zone with increasing brecciation intensity. Appears to be a 35 dtca direction of brecciation. 1% pyrite
				23.65 - 23.85m: small zone of silicification with minor pyrite in foliation at 65 dtca
				24.7 - 25.25m: small zone of silicification with py
				27.15m: 8cm qtz-feldspar vein
			Fault	29.2 - 30.5m: fault gouge. Clay, mud, OG rubble
			SOGSH	30.5 - 33.72m: silicified zone. Bluish coloured qtz/silica (colour from specular hematite) with limonitic fractures shallow to CA carrying f-mg py.
				30.5 - 31.75m: best mineralization area, 5% py in a <5dtca limonitic vein 1-2cm wide.
				32.15m: less silicification, still abundant lim fractures, now at steeper angles (30 dtca)
			Fracture zone	33.72 - 35.7m: fracture zone. Some gouge, mostly fractured core pieces
				35.7m: back to limonitic orthogneiss, foliated 65 dtca
				36.68 - 37.08m: strong silicified zone. Not like above, no spec hem. Brown lim fractures at all angles.
				38.7m: local zones of weak silicification with less intense fabric. Small qtz-spec hem stringers along core axis. Garnets with biotite rims scattered throughout.
				42.7m: gradational beginning of pervasive limonitization with weak silicification. ~1% pyrite.
				45.0 - 45.15m: clay seam
			Fault	45.72 - 45.9m: fault gouge
			SOG	46.95 - 50.8m: silicified zone. Blue specular hematite-quartz veining at shallow angles with f-mg py (1-3%). Pervasive limonitization
				49.5 - 50.8m: 3% py in lim fx at 40 dtca, crosscutting foliation
				51m: limonitic competent OG continues. Mod fol 50-65 dtca, trace to 0.5% py, <1cm qtz veins. Consistent.
				55.85 - 56.35m: silicified OG or qtz vein at 60 dtca, semi parallel to fol. Possibly aplite dike.
				58.2m: minor py in fol
			SOG	58.75 - 62.3m: pervasive silicified bleach OG, fg lim py 1-2%. Grading out of it from 60.2m.
				62.3 - 71m: pervasive limonitization. Weak brecciation. Fracturing at 20 dtca with purple hematite.
				65.53 - 67.6m: fractured, decomposed, purple hematite
				71 - 71.7m: minor blue qtz, grading out of brecciated zone, very limonitic. Foliated at 60-70 dtca
			Fault	74.6 - 75.5m: fractured with fault gouge
			BXOG	75.5 - 78.2m: weakly brecciated zone with carbonate and albite? Alteration. Calcite stringers common.
				78.2m: return to foliated OG, more qtz-rich than typical.
				81.5 - 84m: weakly silicified zone. Blue (spec hem) qtz (20%), minor py
				84m: limonitic orthogneiss, foliated 50-55 dtca
				85.7 - 88.6m: minor albite alteration, <1cm qtz veins shallow to CA
				91.75 - 91.85m: jasper-like veining crosscutting fol at 50 dtca
				Foliated OG continues, fairly consistent 60-65 dtca foliation. Weak silicification. 10% qtz veining
				99m: gradation to non-limonitic, fresh, qtz-rich OG. Mod fol 65 dtca
				101.5 - 102.1m: hem fx
				102.1 - 102.3m: 3cm creamy white QV at 25 dtca
				Well foliated fresh OG continues, 65 dtca
				104.4m: hem fx
				105.5m: gradation to chlorite altered orthogneiss (approaching contact)
106.10	114.80	FMV		Gradational contact to felsic metavolcanic (?). As seen above shear in other holes. Starts off well foliated, likely still orthogneiss, and becomes softer and more deformed downhole. Light green-grey colour. Possible fuchsite alteration instead of chlorite (DDLS-18-04 looked more like fuchsite). Trace to 0.5% pyrite visible in small fractures.
				108m: gradually softer rock
				109m: gradually more deformed
				110.14 - 110.60m: deformed white qtz veining
				110.6m: hematitic fractures, weak foliation visible at 50 dtca
				112.7m: fractured rock
				113.3 - 114.8m: decomposed, grading to clay

From	To	Rock Code 1	Rock Code 2	Description
114.80	117.50	SHR		Shear zone. As seen in previous holes, but wider intersection. Black clay, plasticine-like consistency. Fragments of light grey rock (wacke?) dispersed sporadically throughout, up to 5cm. Possible 35 degree upper contact with green felsic clay, but not definite.
117.50	118.87	W		Coarse wacke. As seen below shear in other holes. Light grey, medium grained, weak or no fabric. Fractured.
118.87		EOH		End of hole

Drill Hole	Sample Number	From (m)	To (m)	Length (m)	Rock Code 1	Rock Code 2	Description	Alteration (w, m, s)					Veinlets (%)		Sulphide %		Certificate	Au (ppb)	Ag (ppm)
								Sil	Ser	Chl	Cb	Ep	QS	QCS	Py	Po			
DDLS-18-08	1472823	1.52	3.05	1.53	OG		rubble										WHI18000461	76	0.6
DDLS-18-08	1472824	3.05	4.00	0.95	OG		rubble, some competent core										WHI18000461	19	0.1
DDLS-18-08	1472825						BLANK - CDN-BL-10										WHI18000461	4	<0.1
DDLS-18-08	1472826						STANDARD - CDN-ME-18										WHI18000461	583	56.4
DDLS-18-08	1472827	4.00	5.00	1.00	OG		lim OG, minor qtz						5		tr		WHI18000461	11	0.1
DDLS-18-08	1472828	5.00	6.00	1.00	OG		lim OG						2		tr		WHI18000461	4	0.3
DDLS-18-08	1472829	6.00	7.00	1.00	OG		lim OG						2		tr		WHI18000461	9	0.3
DDLS-18-08	1472830	7.00	8.00	1.00	OG		lim OG						2		tr		WHI18000461	<2	0.5
DDLS-18-08	1472831	8.00	9.00	1.00	OG		lim OG						2		tr		WHI18000461	29	0.2
DDLS-18-08	1472832	9.00	10.00	1.00	OG		lim OG, fractured, hematitic fractures								tr		WHI18000461	30	0.3
DDLS-18-08	1472833	10.00	11.00	1.00	OG		lim OG, fractured, hematitic fractures								tr		WHI18000461	7	0.2
DDLS-18-08	1472834	11.00	12.00	1.00	OG		lim OG, fractured, hematitic fractures								tr		WHI18000461	4	0.2
DDLS-18-08	1472835	12.00	13.00	1.00	OG		lim OG								tr		WHI18000461	4	0.1
DDLS-18-08	1472836	13.00	13.72	0.72	OG		lim OG								tr		WHI18000461	581	0.9
DDLS-18-08	1472837	13.72	15.24	1.52	OG		hematitic, weak sil, fractured, poor recovery	w							tr		WHI18000461	18	<0.1
DDLS-18-08	1472838	15.24	16.00	0.76	OG		lim OG, fractured								tr		WHI18000461	10	<0.1
DDLS-18-08	1472839	16.00	17.00	1.00	OG		lim OG, fractured								tr		WHI18000461	8	0.3
DDLS-18-08	1472840	17.00	18.00	1.00	OG		lim OG, minor py						5		1		WHI18000461	9	0.1
DDLS-18-08	1472841	18.00	19.00	1.00	OG		lim OG, fractured								tr		WHI18000461	23	0.3
DDLS-18-08	1472842	19.00	19.50	0.50	OG	BXOG	weak bx, broken grey qtz veining, minor py						15		0.5		WHI18000461	101	0.3
DDLS-18-08	1472843	19.50	20.00	0.50	OG	BXOG	weak bx, broken grey qtz veining, minor py						5		2		WHI18000461	7	0.3
DDLS-18-08	1472844	20.00	21.00	1.00	OG	BXOG	strong bx of hematite frags						2		2		WHI18000461	419	1.7
DDLS-18-08	1472845	21.00	22.00	1.00	OG		out of bx, lim fx						1		1		WHI18000461	210	0.1
DDLS-18-08	1472846	22.00	23.00	1.00	OG		lim OG, hem fx								0.5		WHI18000461	38	0.1
DDLS-18-08	1472847	23.00	23.50	0.50	OG		lim OG, hem fx								0.5		WHI18000461	<2	0.1
DDLS-18-08	1472848	23.50	24.00	0.50	OG		weak sil zone, py in lim fx	w					5		2		WHI18000461	189	0.4
DDLS-18-08	1472849	24.00	25.00	1.00	OG		weak sil zone, py in lim fx	w					5		0.5		WHI18000461	27	<0.1
DDLS-18-08	1472850						BLANK - CDN-BL-10										WHI18000461	4	0.1
DDLS-18-08	1472851						STANDARD - CDN-GS-15B										WHI18000461	15000	1
DDLS-18-08	1472852	25.00	26.00	1.00	OG		weak sil zone, py in lim fx	w					5		0.5		WHI18000461	78	0.2
DDLS-18-08	1472853	26.00	27.00	1.00	OG		lim OG						5		tr		WHI18000461	12	<0.1
DDLS-18-08	1472854	27.00	28.00	1.00	OG		lim OG, 8cm qtz-feld vein						10		tr		WHI18000461	<2	<0.1
DDLS-18-08	1472855	28.00	29.00	1.00	OG		lim OG						5		tr		WHI18000461	122	0.3
DDLS-18-08	1472856	29.00	30.00	1.00	OG	Fault	lim OG, fractured, fault gouge								tr		WHI18000461	15	0.3
DDLS-18-08	1472857	30.00	30.50	0.50	OG	Fault	fault gouge								tr		WHI18000461	24	0.1
DDLS-18-08	1472858	30.50	31.00	0.50	OG	SOG	sil zone, lim fx w py	w							3		WHI18000461	42	0.2
DDLS-18-08	1472859	31.00	31.50	0.50	OG	SOG	sil zone, lim fx w py	w							5		WHI18000461	206	0.3
DDLS-18-08	1472860	31.50	32.00	0.50	OG	SOG	sil zone, lim fx w py	w							2		WHI18000461	45	0.2
DDLS-18-08	1472861	32.00	33.00	1.00	OG	SOG	sil zone, lim fx w py	w							2		WHI18000461	25	<0.1
DDLS-18-08	1472862	33.00	33.70	0.70	OG	SOG	sil zone, lim fx w py	w							2		WHI18000461	9	0.2
DDLS-18-08	1472863	33.70	35.00	1.30	OG	Fault	fractured OG, fault gouge								tr		WHI18000461	6	<0.1
DDLS-18-08	1472864	35.00	36.00	1.00	OG		fractured OG								tr		WHI18000461	4	<0.1
DDLS-18-08	1472865	36.00	36.60	0.60	OG		fractured OG								tr		WHI18000461	9	0.3
DDLS-18-08	1472866	36.60	37.10	0.50	OG	SOG	silicified, brown fractures	m							0.5		WHI18000461	4	<0.1
DDLS-18-08	1472867	37.10	38.00	0.90	OG		lim OG						2		0.5		WHI18000461	17	<0.1
DDLS-18-08	1472868	38.00	39.00	1.00	OG		lim OG								0.5		WHI18000461	6	0.1
DDLS-18-08	1472869	39.00	40.00	1.00	OG		lim OG								tr		WHI18000461	13	<0.1
DDLS-18-08	1472870	40.00	41.00	1.00	OG		lim OG								tr		WHI18000461	2	<0.1
DDLS-18-08	1472871	41.00	42.00	1.00	OG		lim OG								tr		WHI18000461	5	<0.1
DDLS-18-08	1472872	42.00	43.00	1.00	OG		lim OG								tr		WHI18000461	8	<0.1
DDLS-18-08	1472873	43.00	44.00	1.00	OG		weak sil zone, pervasive lim	w							2		WHI18000461	9	<0.1
DDLS-18-08	1472874	44.00	45.00	1.00	OG		weak sil zone, pervasive lim	w							2		WHI18000461	4	<0.1
DDLS-18-08	1472875						BLANK - CDN-BL-10										WHI18000461	3	0.1
DDLS-18-08	1472876						STANDARD - CDN-CM-25										WHI18000461	242	1
DDLS-18-08	1472877	45.00	46.00	1.00	OG		pervasive lim								0.5		WHI18000461	31	0.1
DDLS-18-08	1472878	46.00	46.90	0.90	OG		pervasive lim								0.5		WHI18000461	23	0.2

Drill Hole	Sample Number	From (m)	To (m)	Length (m)	Rock Code 1	Rock Code 2	Description	Alteration (w, m, s)					Veinlets (%)		Sulphide %		Certificate	Au (ppb)	Ag (ppm)
								Sil	Ser	Chl	Cb	Ep	QS	QCS	Py	Po			
DDLS-18-08	1472879	46.90	47.90	1.00	OG		sil, blue qtz, py	w					15		2		WHI18000461	25	<0.1
DDLS-18-08	1472880	47.90	49.00	1.10	OG		soft, pervasive lim								tr		WHI18000461	16	0.2
DDLS-18-08	1472881	49.00	50.00	1.00	OG	SOG	sil, blue qtz, py	w					10		2		WHI18000461	18	<0.1
DDLS-18-08	1472882	50.00	51.00	1.00	OG	SOG	sil, blue qtz, py	m					30		3		WHI18000461	10	<0.1
DDLS-18-08	1472883	51.00	52.00	1.00	OG		lim OG						5		tr		WHI18000461	12	<0.1
DDLS-18-08	1472884	52.00	53.00	1.00	OG		lim OG						5		tr		WHI18000461	7	<0.1
DDLS-18-08	1472885	53.00	54.00	1.00	OG		lim OG						5		tr		WHI18000461	3	<0.1
DDLS-18-08	1472886	54.00	55.00	1.00	OG		lim OG						5		tr		WHI18000461	8	<0.1
DDLS-18-08	1472887	55.00	55.80	0.80	OG		lim OG						5		tr		WHI18000461	2	<0.1
DDLS-18-08	1472888	55.80	56.30	0.50	OG		sil zone or aplite dike	m							tr		WHI18000461	17	<0.1
DDLS-18-08	1472889	56.30	57.00	0.70	OG		lim OG						3		tr		WHI18000461	<2	<0.1
DDLS-18-08	1472890	57.00	58.00	1.00	OG	sil	weak sil	w					5		0.5		WHI18000461	6	<0.1
DDLS-18-08	1472891	58.00	59.00	1.00	OG	sil	weak sil	w					1		0.5		WHI18000461	17	<0.1
DDLS-18-08	1472892	59.00	60.00	1.00	OG	sil	strong sil zone, bleached	s							1		WHI18000461	<2	<0.1
DDLS-18-08	1472893	60.00	61.00	1.00	OG	sil	fractured, silicified	m					5		0.5		WHI18000461	3	<0.1
DDLS-18-08	1472894	61.00	62.00	1.00	OG	sil	sil zone	m							1		WHI18000461	7	<0.1
DDLS-18-08	1472895	62.00	63.00	1.00	OG	BXOG	lim, weak bx						10		0.5		WHI18000461	39	<0.1
DDLS-18-08	1472896	63.00	64.00	1.00	OG	BXOG	lim, weak bx						10		0.5		WHI18000461	181	<0.1
DDLS-18-08	1472897	64.00	65.00	1.00	OG	BXOG	lim, weak bx						10		0.5		WHI18000461	827	0.1
DDLS-18-08	1472898	65.00	66.00	1.00	OG	BXOG	lim, weak bx						10		0.5		WHI18000461	330	<0.1
DDLS-18-08	1472899	66.00	67.00	1.00	OG	BXOG	hem bx, decomposed						10		tr		WHI18000461	72	<0.1
DDLS-18-08	1472900						BLANK - CDN-BL-10										WHI18000461	3	<0.1
DDLS-18-08	1472901						STANDARD - CDN-ME-18										WHI18000461	492	62.8
DDLS-18-08	1472902	67.00	68.00	1.00	OG	BXOG	hem bx, decomposed								tr		WHI18000461	101	0.1
DDLS-18-08	1472903	68.00	69.00	1.00	OG	BXOG	weak bx						5		tr		WHI18000461	94	0.1
DDLS-18-08	1472904	69.00	70.00	1.00	OG	BXOG	weak bx								tr		WHI18000461	20	<0.1
DDLS-18-08	1472905	70.00	71.00	1.00	OG	BXOG	weak bx						5		tr		WHI18000461	4	<0.1
DDLS-18-08	1472906	71.00	72.00	1.00	OG		grading out of bx	w							tr		WHI18000461	12	<0.1
DDLS-18-08	1472907	72.00	73.00	1.00	OG		lim OG								tr		WHI18000461	48	<0.1
DDLS-18-08	1472908	73.00	74.00	1.00	OG		lim OG								tr		WHI18000461	<2	<0.1
DDLS-18-08	1472909	74.00	75.00	1.00	OG		lim OG, fractured								tr		WHI18000461	2	<0.1
DDLS-18-08	1472910	75.00	76.00	1.00	OG	BXOG	fractured, hem bx								1		WHI18000461	93	0.1
DDLS-18-08	1472911	76.00	77.00	1.00	OG	BXOG	bx, carb and albite alt				w			15	1		WHI18000461	460	0.2
DDLS-18-08	1472912	77.00	78.00	1.00	OG	BXOG	bx, carb and albite alt				w			10	0.5		WHI18000461	24	<0.1
DDLS-18-08	1472913	78.00	79.00	1.00	OG	BXOG	bx, carb and albite alt				w			5	0.5		WHI18000461	11	<0.1
DDLS-18-08	1472914	79.00	80.00	1.00	OG	BXOG	bx, carb and albite alt				w		10	5	0.5		WHI18000461	19	<0.1
DDLS-18-08	1472915	80.00	81.00	1.00	OG	SOG	weak sil zone, blue qtz	w					10		tr		WHI18000461	34	<0.1
DDLS-18-08	1472916	81.00	82.00	1.00	OG	SOG	weak sil zone, blue qtz	w					20		0.5		WHI18000461	54	0.1
DDLS-18-08	1472917	82.00	83.00	1.00	OG	SOG	weak sil zone, blue qtz	m					20		tr		WHI18000461	31	<0.1
DDLS-18-08	1472918	83.00	84.00	1.00	OG	SOG	weak sil zone, blue qtz	w					20		tr		WHI18000461	17	<0.1
DDLS-18-08	1472919	84.00	85.00	1.00	OG		lim OG								tr		WHI18000461	4	<0.1
DDLS-18-08	1472920	85.00	86.00	1.00	OG		lim OG								tr		WHI18000461	<2	<0.1
DDLS-18-08	1472921	86.00	87.00	1.00	OG		lim OG								tr		WHI18000461	<2	<0.1
DDLS-18-08	1472922	87.00	88.00	1.00	OG		lim OG	w							tr		WHI18000461	3	<0.1
DDLS-18-08	1472923	88.00	89.00	1.00	OG		lim OG, shallow qtz veining	w					15		tr		WHI18000461	4	<0.1
DDLS-18-08	1472924	89.00	90.00	1.00	OG		lim OG	w							0.5		WHI18000461	6	<0.1
DDLS-18-08	1472925						BLANK - CDN-BL-10										WHI18000461	3	<0.1
DDLS-18-08	1472926						STANDARD - CDN-CM-25										WHI18000461	244	0.7
DDLS-18-08	1472927	90.00	91.00	1.00	OG		lim OG	w							tr		WHI18000461	39	0.1
DDLS-18-08	1472928	91.00	92.00	1.00	OG		lim OG, 8cm hem/jasper veining	w							tr		WHI18000461	3	<0.1
DDLS-18-08	1472929	92.00	93.00	1.00	OG		lim OG, fx	w							tr		WHI18000461	<2	<0.1
DDLS-18-08	1472930	93.00	94.00	1.00	OG		lim OG, fx	w							tr		WHI18000461	4	<0.1
DDLS-18-08	1472931	94.00	95.00	1.00	OG		lim OG	w							tr		WHI18000461	18	0.1
DDLS-18-08	1472932	95.00	96.00	1.00	OG		lim OG	w							tr		WHI18000461	6	<0.1
DDLS-18-08	1472933	96.00	97.00	1.00	OG		lim OG	w					5		tr		WHI18000461	17	<0.1
DDLS-18-08	1472934	97.00	98.00	1.00	OG		fractured, lim OG								tr		WHI18000461	6	<0.1

Drill Hole	Sample Number	From (m)	To (m)	Length (m)	Rock Code 1	Rock Code 2	Description	Alteration (w, m, s)					Veinlets (%)		Sulphide %		Certificate	Au (ppb)	Ag (ppm)
								Sil	Ser	Chl	Cb	Ep	QS	QCS	Py	Po			
DDLS-18-08	1472935	98.00	99.00	1.00	OG		fractured, lim OG								tr		WHI18000461	<2	<0.1
DDLS-18-08	1472936	99.00	100.00	1.00	OG		fractured, lim OG								tr		WHI18000461	<2	<0.1
DDLS-18-08	1472937	100.00	101.00	1.00	OG		less limonitic								tr		WHI18000461	<2	<0.1
DDLS-18-08	1472938	101.00	102.00	1.00	OG		fresh OG								tr		WHI18000461	<2	<0.1
DDLS-18-08	1472939	102.00	103.00	1.00	OG		fresh OG						20		tr		WHI18000461	18	<0.1
DDLS-18-08	1472940	103.00	104.00	1.00	OG		fresh OG						5		tr		WHI18000461	<2	<0.1
DDLS-18-08	1472941	104.00	105.00	1.00	OG		fresh OG								tr		WHI18000461	<2	<0.1
DDLS-18-08	1472942	105.00	106.00	1.00	OG		fresh OG								tr		WHI18000461	<2	<0.1
DDLS-18-08	1472943	106.00	107.00	1.00	OG	FMV	OG grading to weakly chl felsic metavol								tr		WHI18000461	<2	<0.1
DDLS-18-08	1472944	107.00	108.00	1.00	OG	FMV	OG grading to weakly chl felsic metavol								tr		WHI18000461	<2	<0.1
DDLS-18-08	1472945	108.00	109.00	1.00	FMV		soft chloritic felsic metavol								tr		WHI18000461	<2	<0.1
DDLS-18-08	1472946	109.00	110.00	1.00	FMV		soft chloritic felsic metavol, hem fx								tr		WHI18000461	<2	<0.1
DDLS-18-08	1472947	110.00	111.00	1.00	FMV		FMV with deformed white qtz veining						40		tr		WHI18000461	<2	<0.1
DDLS-18-08	1472948	111.00	112.00	1.00	FMV		soft felsic metavol										WHI18000461	<2	<0.1
DDLS-18-08	1472949	112.00	113.00	1.00	FMV		soft felsic metavol										WHI18000461	<2	<0.1
DDLS-18-08	1472950						BLANK - CDN-BL-10										WHI18000461	6	<0.1
DDLS-18-08	1472951						STANDARD - CDN-ME-18										WHI18000461	442	60.6
DDLS-18-08	1472952	113.00	114.00	1.00	FMV		fractured felsic metavol										WHI18000461	<2	<0.1
DDLS-18-08	1472953	114.00	114.85	0.85	FMV		decomposed FMV grading to clay										WHI18000461	<2	<0.1
DDLS-18-08	1472954	114.85	116.00	1.15	SHR		shear zone, black clay with wacke frags										WHI18000461	4	<0.1
DDLS-18-08	1472955	116.00	117.00	1.00	OG		shear zone, black clay with wacke frags										WHI18000461	<2	<0.1
DDLS-18-08	1472956	117.00	117.60	0.60	OG		shear zone, black clay with wacke frags										WHI18000461	8	<0.1
DDLS-18-08	1472957	117.60	118.87	1.27	W		coarse wacke, fractured								tr		WHI18000461	<2	<0.1

LUCKYSTRIKE RESOURCES LTD.

Drill Hole	DDLS-18-09	Property	Lucky Strike	Zone	Monte Carlo

Coordinates (UTM NAD 83)					
Easting	589518	**Northing**	7012969	**Elevation (m)**	540
Survey by	Dan Ferraro	**Survey Method**	GPS Garmin 60CSx	**Date**	June 30, 2018

Summary					
Depth (m)	126.49	**Azimuth**	90	**Dip**	-55
Core Size	HTW	**Casing (ft)**	50	**Logged By**	Dan Ferraro
Drill Company	Kluane Drilling Ltd.	**Drill Rig**	KD 600-2		
Drill Start Date	June 29, 2018	**Drill Comp Date**	June 30, 2018		
Log Start Date	June 29, 2018	**Log Comp Date**	June 30, 2018		
Final casing	removed	**Core Location**	Monte Carlo Camp		
Comments	Drilling east from pad of 18-07	**Claim #**	Au 92		

Samples			
Sample Numbers	1472958 - 1473087		
Number	130	**Lab**	Bureau Veritas
Cut by	Ethan	**Date Shipped**	July 29, 2018

Down Hole Survey

Depth (m)	Measured Azm.	Corrected Azm.	Dip	Magnetic Field (nT)	Temperature
25.00	71.3	90.73	-56.1	57229	19
50.29	71.9	91.33	-56.7	57097	23
100.58	73.1	92.53	-57.2	56983	18
126.49	72.8	92.23	-57.3	57174	21

From	To	Rock Code 1	Rock Code 2	Description
0.00	1.52	OB		Overburden, likely some bedrock
1.52	101.70	OG		Orthogneiss. Very fractured, poor recovery in places. Limonitic. Some discrete sections of chlorite schist, some zones appear to grade between the two rock types.
				1.52m: pulverized rock frags of lim OG
			Fault	6.1 - 7.62m: very little recovery (20cm) sand fault
				7.62 - 10.5m: pack mud and rock fragments
				10.25m: 2cm dark grey qtz vein in decomposed OG
				10.5m: starting to see cohesive semi-competent core; limonitic OG
				12.19 - 15m: pulverized OG grading to chlorite schist, few 10cm silicified fragments
				15m: more competent core fragments, foliation 0-10 dtca, 0.5-1cm qtz veins
				18.4 - 18.9m: pervasive limonitized OG; soft
				18.9m: pulverized core, few competent sections less than 20cm
				21.6 - 21.8m: competent translucent qtz vein, looks to be shallow to CA
			CLBSH	23.6 - 23.9m: fine chlorite schist, foliation parallel to CA
				23.9 - 24.1m: packed red hematitic clay seam, looks to be steep to CA
			CLBSH	24.6 - 25.35m: chlorite schist, weakly magnetic, contact is 45 dtca?
			QVBX	25.35 - 25.7m: semi-decomposed qtz vein breccia
				25.7m: more competent, but fractured limonitic orthogneiss. Foliation 5-10 dtca.
				28.4m: competent core, less fractured. Dark, chloritic orthogneiss, almost chlorite schist but coarser grained. 0.5-1% fg py in steep (>60 dtca) limonitic fractures. Foliation 5 to 15 dtca.
				28.4 -28.6m: small silicified zone with py in lim fx
			BXOG	32 - 32.8m: weak breccia zone, fractured core
				35.9 - 36.1m: increased py in lim fx
			QV	36.70 - 37.88m: 1.5cm primary qtz vein parallel to foliation, another creamy white qtz vein shallow to CA but crosscutting foliation. Multiple limonitic fractures steep to core axis. 2% py seems to follow fractures but concentrates when hitting qtz veins.
				39.5m: more orange limonitic OG, less dark chlorite, 0.5% py
			DCOG	40 - 40.6m: decomposed
				43.8m: gradation to darker chloritic orthogneiss, coarser grained
			DOG	46.6 - 48m: darker, less foliated, coarser grained. Likely a more dioritic phase of the granite (orthogneiss)
				48m: return to orange limonitic OG
				49 - 54m: 1.5cm qtz veins running parallel to CA
				55.1m: lim fx with qtz and garnet at 65 dtca
				56.1m: lim fx with py at 45 dtca, crosscutting foliation (13 dtca)
				57.6m: lim fx w py at 45 dtca
			SOG	58.8 - 62.3m: darker grey, less limonitic OG. Semi-silicified appearance. Shallow qtz veining. Very thin, discordant lim fx, generally >60 dtca. Fractured
				62.3m: return to orange lim OG
				63.9 -64.4m: 1% py in lim fx
			SOG	64.4 - 83.7m: grading back to darker grey silicified OG as seen at 58.8m. Very blocky and fractured. Weak foliation 10 dtca. Limonitic hairline fx. Appears to host pyrite mineralization in qtz veins.
				63.7m: 0.5cm qtz vein at 45 dtca w py
				70.4m: 5cm qtz vein with fresh py, broken rock but appears to be steep to CA
				71.9m: 5cm qtz vein with fresh py, 60 dtca
				74.85m: 6cm qtz vein with abundant fresh py, 75 dtca
				Multiple additional 1-5cm qtz veins at 50-75 dtca with limonitic and fresh pyrite through to 80m
			BXOG	80.5 - 83.7m: small breccia zone, most intense at 81 - 81.6m. Fractured 81.6 - 83m. Brecciated with 3% py at 83 - 83.7m (py-bearing lim fx 45 dtca crosscutting 18 dtca foliation).
				83.7 - 84.5m: fractured chloritic OG
			Fault	84.5 - 84.6m: sandy fault gouge
				85.5 - 86m: deformed limonitic qtz veining
			DOG	84.6 - 86.6m: darker, coarser phase; dioritic
				86.6m: chl-rich, darker OG. Fractured. 10% qtz veins shallow to CA
				87.26m: fresh py in 1cm qtz vein 50 dtca
			Fault	91.6m: small fault gouge
			DCOG	93.1 - 93.85m: decomposed, limonitic OG
				93.85 - 94.45m: fractured limonitic OG w clay seams
				94.45m: well foliated chloritic OG, 15 dtca. Undeformed. Competent core. <0.5cm crosscutting qtz veins with 0.5% fresh pyrite at 40-60 dtca. Other primary qtz veins parallel to foliation
				100 - 100.6m: deformed fractured qtz veining
101.70	107.80	CLBSH	Fracture zone	Very fractured core. Very chloritic, grading to chlorite schist with hematitic fractures. Non-magnetic. Very little to no veining.

From	To	Rock Code 1	Rock Code 2	Description
107.80	110.60	Altered, FMV?	CLBSH	Unique alteration zone. Light olive green. Silicified with likely epidote alteration (?). Possible felsic metavolcanic unit? Little to no fabric. Discordant hairline hematitic fractures. 0.5cm qtz-epidote veins at 35 dtca.
				109.0 - 109.15m: 1.5cm qtz vein with fresh py, 45 dtca
110.60	121.20	CLBSH or DOG	OG	Return to very fractured/pulverized chloritic OG or chlorite schist. 20 dtca foliation. Hematitic fractures.
				117.15 - 117.8m: decomposed OG packed with red clay
				119.2 - 121.2m: decomposed, soft OG
121.20	126.49	OG	SOG	Blocky, fractured, silicified zone. Weakly silicified grey orthogneiss. Minor fresh fg py. Weak fabric, shallow to core axis.
126.49		EOH		End of hole

Drill Hole	Sample Number	From (m)	To (m)	Length (m)	Rock Code 1	Rock Code 2	Description	Alteration (w, m, s)					Veinlets (%)		Sulphide %		Certificate	Au (ppb)	Ag (ppm)
								Sil	Ser	Chl	Cb	Ep	QS	QCS	Py	Po			
DDLS-18-09	1472958	1.52	3.05	1.53	OG		pulverized OG										WHI18000523	23	0.1
DDLS-18-09	1472959	3.05	4.57	1.52	OG		pulverized OG										WHI18000523	<2	<0.1
DDLS-18-09	1472960	4.57	6.10	1.53	OG		pulverized OG										WHI18000523	2	<0.1
DDLS-18-09	1472961	6.10	7.62	1.52	OG	fault	terrible recovery, sand fault gouge										WHI18000523	<2	0.5
DDLS-18-09	1472962	7.62	9.14	1.52	OG		packed mud, frags										WHI18000523	4	0.1
DDLS-18-09	1472963	9.14	10.67	1.53	OG	DCOG	2cm dark grey qtz vein in decomp OG						5				WHI18000523	3	0.1
DDLS-18-09	1472964	10.67	12.19	1.52	OG		good recovery, lim-chl OG or schist										WHI18000523	5	<0.1
DDLS-18-09	1472965	12.19	13.72	1.53	OG		rubble with small sil section										WHI18000523	15	<0.1
DDLS-18-09	1472966	13.72	15.24	1.52	OG		rubble with small sil section										WHI18000523	7	<0.1
DDLS-18-09	1472967	15.24	16.76	1.52	OG		chl schist or chl OG										WHI18000523	15	<0.1
DDLS-18-09	1472968	16.76	18.00	1.24	OG		chl schist or chl OG										WHI18000523	9	<0.1
DDLS-18-09	1472969	18.00	18.90	0.90	OG		limonitic orange soft OG										WHI18000523	111	0.2
DDLS-18-09	1472970	18.90	19.81	0.91	OG		fractured OG										WHI18000523	3	<0.1
DDLS-18-09	1472971	19.81	21.34	1.53	OG		fractured OG with chl										WHI18000523	<2	<0.1
DDLS-18-09	1472972	21.34	22.00	0.66	OG		competent OF with 20cm translucent QV						25				WHI18000523	153	0.3
DDLS-18-09	1472973	22.00	23.00	1.00	OG		pulverized OG										WHI18000523	12	0.1
DDLS-18-09	1472974	23.00	24.34	1.34	OG	CHBSH	OG, chlorite schist frag, hematitic clay										WHI18000523	3	<0.1
DDLS-18-09	1472975						BLANK - CDN-BL-9										WHI18000523	3	0.9
DDLS-18-09	1472976						STANDARD - CDN-CGS-7										WHI18000523	940	3.6
DDLS-18-09	1472977	24.34	25.91	1.57	CHBSH	BX	chlorite schist with minor brecciation										WHI18000523	400	0.4
DDLS-18-09	1472978	25.91	27.00	1.09	OG		fractured lim OG										WHI18000523	3	<0.1
DDLS-18-09	1472979	27.00	28.00	1.00	OG		lim OG, minor py								1		WHI18000523	<2	<0.1
DDLS-18-09	1472980	28.00	29.00	1.00	OG	CHBSH	lim-chl OG, py, minor sil, qtz vein	w					10		2		WHI18000523	22	<0.1
DDLS-18-09	1472981	29.00	30.00	1.00	OG	CHBSH	lim-chl OG						5		0.5		WHI18000523	5	<0.1
DDLS-18-09	1472982	30.00	31.00	1.00	OG	CHBSH	lim-chl OG						5		0.5		WHI18000523	18	<0.1
DDLS-18-09	1472983	31.00	32.00	1.00	OG	CHBSH	lim-chl OG						5		2		WHI18000523	108	0.1
DDLS-18-09	1472984	32.00	33.00	1.00	OG	CHBSH	lim-chl OG, weak bx								0.5		WHI18000523	12	0.1
DDLS-18-09	1472985	33.00	34.00	1.00	OG	CHBSH	lim-chl OG, lim fx w py						5		1		WHI18000523	12	<0.1
DDLS-18-09	1472986	34.00	35.00	1.00	OG	CHBSH	fractured OG						15		0.5		WHI18000523	25	1.4
DDLS-18-09	1472987	35.00	35.80	0.80	OG	CHBSH	OG, less lim fx						5		tr		WHI18000523	5	<0.1
DDLS-18-09	1472988	35.80	36.40	0.60	OG	CHBSH	lim OG						20		3		WHI18000523	6	<0.1
DDLS-18-09	1472989	36.40	36.90	0.50	OG	CHBSH	chl OG						15		0.5		WHI18000523	6	<0.1
DDLS-18-09	1472990	36.90	37.90	1.00	OG	CHBSH	qtz veining, py in lim fx and qtz down CA						35		3		WHI18000523	69	0.2
DDLS-18-09	1472991	37.90	39.00	1.10	OG	CHBSH	lim-chl OG, qtz down CA						10		tr		WHI18000523	<2	<0.1
DDLS-18-09	1472992	39.00	39.90	0.90	OG	CHBSH	lim-chl OG, qtz down CA, py						10		1		WHI18000523	4	<0.1
DDLS-18-09	1472993	39.90	41.00	1.10	OG	DCOG	very limonitic, decomposed										WHI18000523	<2	<0.1
DDLS-18-09	1472994	41.00	42.00	1.00	OG		lim OG								tr		WHI18000523	2	<0.1
DDLS-18-09	1472995	42.00	43.00	1.00	OG		lim OG								tr		WHI18000523	<2	<0.1
DDLS-18-09	1472996	43.00	44.00	1.00	OG		lim OG grading to chl schist										WHI18000523	<2	<0.1
DDLS-18-09	1472997	44.00	45.00	1.00	OG		lim-chl OG										WHI18000523	<2	<0.1
DDLS-18-09	1472998	45.00	46.00	1.00	OG		lim-chl OG										WHI18000523	<2	<0.1
DDLS-18-09	1472999	46.00	47.00	1.00	OG		dioritic OG										WHI18000523	<2	<0.1
DDLS-18-09	1473000						BLANK - CDN-BL-9										WHI18000523	2	0.3
DDLS-18-09	1473001						STANDARD - CDN-GS-6B										WHI18000523	6090	0.3
DDLS-18-09	1473002	47.00	48.00	1.00	OG		dioritic OG										WHI18000523	<2	<0.1
DDLS-18-09	1473003	48.00	49.00	1.00	OG		dioritic OG										WHI18000523	<2	<0.1
DDLS-18-09	1473004	49.00	50.00	1.00	OG		lim OG						15		tr		WHI18000523	<2	<0.1
DDLS-18-09	1473005	50.00	51.00	1.00	OG		lim OG						15		tr		WHI18000523	<2	<0.1
DDLS-18-09	1473006	51.00	52.00	1.00	OG		lim OG						25		tr		WHI18000523	<2	<0.1
DDLS-18-09	1473007	52.00	53.00	1.00	OG		lim OG						20		tr		WHI18000523	<2	<0.1
DDLS-18-09	1473008	53.00	54.00	1.00	OG		lim OG						20		tr		WHI18000523	<2	<0.1
DDLS-18-09	1473009	54.00	55.00	1.00	OG		lim OG						15		tr		WHI18000523	<2	<0.1
DDLS-18-09	1473010	55.00	56.00	1.00	OG		lim OG, clay fractures						5		tr		WHI18000523	<2	<0.1
DDLS-18-09	1473011	56.00	56.50	0.50	OG		lim OG, py in lim fx								1		WHI18000523	2	<0.1
DDLS-18-09	1473012	56.50	57.00	0.50	OG		lim OG, py in lim fx								1		WHI18000523	<2	<0.1
DDLS-18-09	1473013	57.00	58.00	1.00	OG		lim OG						2		tr		WHI18000523	<2	<0.1

Drill Hole	Sample Number	From (m)	To (m)	Length (m)	Rock Code 1	Rock Code 2	Description	Alteration (w, m, s)					Veinlets (%)		Sulphide %		Certificate	Au (ppb)	Ag (ppm)
								Sil	Ser	Chl	Cb	Ep	QS	QCS	Py	Po			
DDLS-18-09	1473014	58.00	58.80	0.80	OG		lim OG						5		1		WHI18000523	<2	<0.1
DDLS-18-09	1473015	58.80	60.00	1.20	OG		darker chl OG, qtz down CA						15				WHI18000523	<2	<0.1
DDLS-18-09	1473016	60.00	61.00	1.00	OG		dark OG, lim fx										WHI18000523	<2	<0.1
DDLS-18-09	1473017	61.00	62.00	1.00	OG		dark OG, lim fx										WHI18000523	<2	0.1
DDLS-18-09	1473018	62.00	63.00	1.00	OG		grading back to orange lim OG								tr		WHI18000523	<2	<0.1
DDLS-18-09	1473019	63.00	64.00	1.00	OG		lim OG, minor def						10		tr		WHI18000523	<2	<0.1
DDLS-18-09	1473020	64.00	64.50	0.50	OG		lim OG, py with lim fx, qtz						10		2		WHI18000523	<2	<0.1
DDLS-18-09	1473021	64.50	65.53	1.03	OG		fractured lim OG										WHI18000523	<2	<0.1
DDLS-18-09	1473022	65.53	66.45	0.92	OG		fractured grey OG, semi-silicified	w									WHI18000523	<2	<0.1
DDLS-18-09	1473023	66.45	67.67	1.22	OG		fractured grey OG, semi-silicified	w									WHI18000523	<2	<0.1
DDLS-18-09	1473024	67.67	68.28	0.61	OG		fractured grey OG, semi-silicified	w									WHI18000523	<2	<0.1
DDLS-18-09	1473025						BLANK - CDN-BL-9										WHI18000523	4	0.6
DDLS-18-09	1473026						STANDARD - CDN-CGS-7										WHI18000523	896	3.5
DDLS-18-09	1473027	68.28	69.49	1.21	OG		fractured grey OG, semi-silicified	w									WHI18000523	<2	<0.1
DDLS-18-09	1473028	69.49	70.00	0.51	OG		less fractured grey OG, semi-silicified	w									WHI18000523	<2	<0.1
DDLS-18-09	1473029	70.00	70.50	0.50	OG		fractured, 5cm qtz vein with good py min	w					10		2		WHI18000523	2	0.7
DDLS-18-09	1473030	70.50	71.63	1.13	OG		fractured grey OG, semi-silicified	w									WHI18000523	<2	<0.1
DDLS-18-09	1473031	71.63	72.00	0.37	OG		fractured grey OG, semi-silicified, 8cm sil zone/QV w py	w					10		2		WHI18000523	2	0.8
DDLS-18-09	1473032	72.00	73.15	1.15	OG		fractured grey OG, semi-silicified	w									WHI18000523	<2	<0.1
DDLS-18-09	1473033	73.15	74.68	1.53	OG		fractured grey OG, semi-silicified	w							0.5		WHI18000523	7	<0.1
DDLS-18-09	1473034	74.68	75.59	0.91	OG		semi-sil grey OG, 5cm QV with py, multiple lim fx w py	w					10		5		WHI18000523	21	<0.1
DDLS-18-09	1473035	75.59	76.81	1.22	OG		mostly competent sil OG, good py in fx and QV	w					10		5		WHI18000523	13	<0.1
DDLS-18-09	1473036	76.81	77.72	0.91	OG		fractured grey OG, semi-silicified	w							0.5		WHI18000523	2	<0.1
DDLS-18-09	1473037	77.72	78.22	0.50	OG		fractured grey OG, semi-silicified, 2cm QV w fresh py	w					5		5		WHI18000523	37	0.4
DDLS-18-09	1473038	78.22	79.25	1.03	OG		sil grey, partly fractured	w							tr		WHI18000523	7	<0.1
DDLS-18-09	1473039	79.25	80.47	1.22	OG		fractured grey OG, semi-silicified	w					5		0.5		WHI18000523	5	<0.1
DDLS-18-09	1473040	80.47	81.05	0.58	OG	BXOG	brecciated sil OG, py in creamy qtz veins and fx	w					10		4		WHI18000523	18	0.3
DDLS-18-09	1473041	81.05	81.69	0.64	OG	BXOG	brecciated sil OG	w					15		1		WHI18000523	31	0.2
DDLS-18-09	1473042	81.69	83.00	1.31	OG		fractured, out of sil zone, chl OG										WHI18000523	31	<0.1
DDLS-18-09	1473043	83.00	83.82	0.82	OG		weak sil, weak bx OG	w					5		0.5		WHI18000523	143	0.5
DDLS-18-09	1473044	83.82	85.34	1.52	OG	fault	fractured OG w minor fault gouge?										WHI18000523	<2	0.1
DDLS-18-09	1473045	85.34	86.00	0.66	OG		deformed qtz veining						30		0.5		WHI18000523	18	<0.1
DDLS-18-09	1473046	86.00	87.00	1.00	OG		dioritic OG, weak bx lim fx								0.5		WHI18000523	14	<0.1
DDLS-18-09	1473047	87.00	88.00	1.00	OG		fx OG, minor py in QV						5		0.5		WHI18000523	3	<0.1
DDLS-18-09	1473048	88.00	89.00	1.00	OG		fx OG						5		tr		WHI18000523	33	0.1
DDLS-18-09	1473049	89.00	90.00	1.00	OG		chl OG, qtz veining down CA						20				WHI18000523	200	0.4
DDLS-18-09	1473050						BLANK - CDN-BL-9										WHI18000523	4	0.4
DDLS-18-09	1473051						STANDARD - CDN-CGS-7										WHI18000523	899	3.4
DDLS-18-09	1473052	90.00	91.00	1.00	OG		fractured chl OG						5				WHI18000523	110	0.3
DDLS-18-09	1473053	91.00	92.00	1.00	OG	fault	fractured chl OG, minor flt gouge								0.5		WHI18000523	90	0.2
DDLS-18-09	1473054	92.00	93.00	1.00	OG		fractured OG										WHI18000523	6	0.1
DDLS-18-09	1473055	93.00	94.00	1.00	OG	DCOG	decomposed										WHI18000523	3	0.2
DDLS-18-09	1473056	94.00	95.00	1.00	OG		clay and lim OG to chl OG, py with hem fx						5		0.5		WHI18000523	<2	<0.1
DDLS-18-09	1473057	95.00	96.00	1.00	OG		chl OG						5				WHI18000523	<2	<0.1
DDLS-18-09	1473058	96.00	97.00	1.00	OG		chl OG, qtz veining, hem fx w py						10		0.5		WHI18000523	<2	<0.1
DDLS-18-09	1473059	97.00	98.00	1.00	OG		chl OG, qtz veining, hem fx w py						10		0.5		WHI18000523	<2	<0.1
DDLS-18-09	1473060	98.00	99.00	1.00	OG		chl OG, qtz veining, hem fx w py						10		0.5		WHI18000523	3	<0.1
DDLS-18-09	1473061	99.00	100.00	1.00	OG		chl OG, qtz veining, hem fx w py						10		0.5		WHI18000523	2	0.2
DDLS-18-09	1473062	100.00	101.00	1.00	OG		fractured chl OG w broken QV						35		tr		WHI18000523	3	<0.1
DDLS-18-09	1473063	101.00	102.11	1.11	OG		fractured chl OG						5		tr		WHI18000523	7	<0.1
DDLS-18-09	1473064	102.11	103.63	1.52	OG		fractured chl OG						5				WHI18000523	<2	<0.1
DDLS-18-09	1473065	103.63	105.16	1.53	OG		fractured chl OG or chl schist										WHI18000523	<2	<0.1
DDLS-18-09	1473066	105.16	106.68	1.52	OG		fractured chl OG or chl schist										WHI18000523	<2	<0.1
DDLS-18-09	1473067	106.68	107.80	1.12	OG		fractured chl OG or chl schist										WHI18000523	<2	<0.1
DDLS-18-09	1473068	107.80	108.80	1.00	OG	alt	epidote altered silicified FMV or OG, hem fx, minor py	m				m	10		0.5		WHI18000523	2	<0.1
DDLS-18-09	1473069	108.80	109.30	0.50	OG	alt	epidote altered silicified FMV or OG, hem fx, fresh py with qtz vein	m				m	20		2		WHI18000523	2	<0.1

Drill Hole	Sample Number	From (m)	To (m)	Length (m)	Rock Code 1	Rock Code 2	Description	Alteration (w, m, s)					Veinlets (%)		Sulphide %		Certificate	Au (ppb)	Ag (ppm)
								Sil	Ser	Chl	Cb	Ep	QS	QCS	Py	Po			
DDLS-18-09	1473070	109.30	110.00	0.70	OG	alt	epidote altered silicified FMV or OG, hem fx, minor py	m				m	10		0.5		WHI18000523	3	<0.1
DDLS-18-09	1473071	110.00	110.60	0.60	OG	alt	epidote altered silicified FMV or OG, hem fx, minor py	m				m	10		0.5		WHI18000523	3	<0.1
DDLS-18-09	1473072	110.60	111.25	0.65	OG		chl OG or chl schist, completely fractured										WHI18000523	3	<0.1
DDLS-18-09	1473073	111.25	112.78	1.53	OG		chl OG or chl schist, completely fractured										WHI18000523	5	<0.1
DDLS-18-09	1473074	112.78	114.30	1.52	OG		chl OG or chl schist, completely fractured										WHI18000523	6	<0.1
DDLS-18-09	1473075						BLANK - CDN-BL-9										WHI18000523	5	0.5
DDLS-18-09	1473076						STANDARD - CDN-CGS-7										WHI18000523	977	3.3
DDLS-18-09	1473077	114.30	115.82	1.52	OG		chl OG or chl schist, completely fractured										WHI18000523	7	<0.1
DDLS-18-09	1473078	115.82	117.35	1.53	OG		chl OG or chl schist, completely fractured, some decomposed										WHI18000523	2	<0.1
DDLS-18-09	1473079	117.35	118.87	1.52	OG		decomposed red clay and chl chips										WHI18000523	2	<0.1
DDLS-18-09	1473080	118.87	120.40	1.53	OG		more comp chl OG/schist										WHI18000523	<2	<0.1
DDLS-18-09	1473081	120.40	121.70	1.30	OG		more comp chl OG/schist										WHI18000523	3	<0.1
DDLS-18-09	1473082	121.70	122.50	0.80	OG		weakly silicified OG, minor fresh py	w							0.5		WHI18000523	37	0.2
DDLS-18-09	1473083	122.50	123.44	0.94	OG		fractured chl OG and some silicified OG	w									WHI18000523	8	0.2
DDLS-18-09	1473084	123.44	124.00	0.56	OG		fractured weakly silicified OG	w									WHI18000523	11	0.2
DDLS-18-09	1473085	124.00	125.00	1.00	OG		competent weakly silicified OG	w							tr		WHI18000523	4	<0.1
DDLS-18-09	1473086	125.00	126.00	1.00	OG		fractured weakly silicified OG	w									WHI18000523	5	<0.1
DDLS-18-09	1473087	126.00	126.49	0.49	OG		fractured weakly silicified OG	w									WHI18000523	64	0.3

LUCKYSTRIKE RESOURCES LTD.

Drill Hole	DDLS-18-10	Property	Lucky Strike	Zone	Monte Carlo

Coordinates (UTM NAD 83)					
Easting	589513	**Northing**	7013204	**Elevation (m)**	551
Survey by	Dan Ferraro	**Survey Method**	GPS Garmin 60CSx	**Date**	July 5, 2018

Summary					
Depth (m)	245.06	**Azimuth**	230	**Dip**	-55
Core Size	HTW	**Casing (ft)**	55	**Logged By**	Ethan Beardy
Drill Company	Kluane Drilling Ltd.	**Drill Rig**	KD 600-2		
Drill Start Date	June 30, 2018	**Drill Comp Date**	July 4, 2018		
Log Start Date	July 1, 2018	**Log Comp Date**	July 4, 2018		
Final casing	removed	**Core Location**	Monte Carlo Camp		
Comments	Drilling NE end of TR-2016-10	**Claim #**	Au 92		

Samples					
Sample Numbers	1473088 - 1473356				
Number	269	**Lab**	Bureau Veritas		
Cut by	Ethan	**Date Shipped**	August 5, 2018		

Down Hole Survey					
Depth (m)	**Measured Azm.**	**Corrected Azm.**	**Dip**	**Magnetic Field (nT)**	**Temperature**
32.00	215.9	235.33	-54.2	57389	10
80.77	216.2	235.63	-53.1	57752	19
140.00	216.7	236.13	-52.4	57739	19
200.00	217.1	236.53	-51.6	58112	32
245.06	218	237.43	-51.2	57569	13

From	To	Rock Code 1	Rock Code 2	Description
0.00	1.50	OB		Overburden
1.50	4.92	S		Highly fractured siltstone material, mainly rubble, with a gradual contact with overburden.
4.92	5.27	M		Siliceous marble unit that is brecciated and slightly decomposed.
5.27	8.73	S		Black to grey decomposed siltstone. Minor qtz carbonate veins crosscut siltstone unit at low angles tca that make up less than 5%.
8.73	10.44	M		Siliceous marble unit again shows no breccia with lim veins randomly crosscutting marble. Trace py in lim veins. Lim veins make up 10%.
10.44	131.00	OG		Orthogneiss. Orange, limonitic, fractured.
			BX	12 - 13.72m: hem-lim breccia zone. fg to mg breccia clasts that rounded to sub angular. Areas of decomposed OG. Lim veins randomly crosscut core.
				13.72 - 14.60m: highly fractured contact between the hem-lim-bx and Sil OG unit. Very low recovery
			SOG, altered	14.60 - 28.9m: silicified OG with minor albite and hematite alteration. 2-3% disseminated py and 10-15% of an unknown reddish lim oxide (possibly tungsten mineral based on assays)? Some grains share a similar cubic shape as the py but majority form in blebs and in veins. Has a different colour than normally observed py.
				Decomposed areas of sil OG at 19.54-20.38m and 28.80-29.60m
				21.40m: 1 cm qtz vein, 40 to 45 dtca
				23.97 - 26.20m: increased bleached albite alteration. Within zone less 5% qtz veins and clast with 1 to 2% py
				26.20 - 28m: partially decomposed OG, fractured
				28.9 - 32.36m: transitional zone; sil-hem OG zone differs from above by increase in hem, that has a lower bleached albite alteration compared to previous mentioned alteration. With trace py.
			BX	30.75 - 31.79m: hem breccia zone with fg breccia clasts.
				31.79 - 32.36m: sil OG similar to above.
			SHOG	32.36 - 67.45m: weakly silicified, well foliated, hematitic orthogneiss. Overall fabric runs 50 to 60 dtca. Qtz veins make up 5% with 70 to dtca, qtz veins typically less than 1 cm. Py mineralization associated with qtz veins in trace amounts. Hematite veins at 90 dtca.
				qtz zones at (38.87-38.97), (40.03-40.10), (41.65-41.79). Zones contain trace py
				41.10 - 41.14m: qtz vein with bleached albite alteration 60-70 dtca lower contact of vein py mineralization is concentrated and become disseminates away from contact.
				45m: hematitc alteration intensifies
				49.90m: low angle qtz vein 2.5 cm with fg breccia clasts within the vein.
				50.87 - 58.28m: Hem OG with less chlorite fabric than above unit with fresh py at (52.72) trace. Minor fabric 60-70 dtca. Qtz makes up 3% 70-80 dtca
				55.45 - 55.53m and 56.05 - 56.18m bleached albite zones with trace py contact at 90 dcta
				hem veins randomly crosscut core at all angles
				58.28 - 62.78m: increase chlorite fabric zones that 60-70 dtca. Ductile deformation observed in fabric
				qtz veins same dtca make up 3%
				59.43 - 60m: decomposed OG
				60.80m and 61.49m: qtz veins with trace lim py
				62.78 - 68.24m: SHOG unit with less chlorite fabric and red in colour. Minor qtz veins 1-2% with 60 dtca trace py
				64.39 - 64.50m: qtz vein with albite alteration occuring along contact 50 dtca
				66.47m: low angle qtz veins at 25 dtca that is surrounded by black mineral?
			OG, lim	67.45 - 79.17m: gradation out of silicified hematitic OG to more typical limonitic orthogneiss
				67.45 - 71.38m: lim OG, brownish orange in colour with 2 % qtz vein with large range of dtca 45 to 75
				71.38 - 71.82m: lim OG with fabric 75 to 85 dtca 1% qtz follow fabric
				71.82 - 79.17m: lim OG brownish orange in colour
				74.21 - 74.35m: increased chlorite and black mineral fabric
				74.86 - 75.32m: cataclastic? Zone with qtz and albite alteration.
				78.30m: minor breccia zone around qtz vein
			FROG	79.17 - 80.06m: vfg to fg red OG, less than 1% qtz with fresh py
			OG, lim	80.06 - 99.95m: lim OG brownish orange colour 3% qtz vein
				80.06 - 80.47m: cataclastic zone?
			Fault	80.47 - 84.55m: rubble highly fracture low recovery
				81.55 - 84.66m: lim OG with fabric 70 to 80 dtca qtz veins follow fabric
				82.30 - 82.45m: fresh py 1% in qtz albite alteration vein
				84.50m: qtz albite veins run perpendicular to core axis, weak breccia zone
			QV, BX	84.73 - 84.83m: qtz vein with trace fresh py contacts 90 dcta, weak breccia zone surrounding
				85.82m: qtz lim vein with fresh py trace
			SHOG, BX	86.82 - 88.60m: breccia zone in silicified hematitic OG
				Limonitic OG continues with fabric at 65 dtca and 4% qtz veins that follow fabric, with vfg 2% fresh py
				99.22m: qtz vein 4cm thick 45 dtca

From	To	Rock Code 1	Rock Code 2	Description
				92.56m: qtz vein, fractured with fresh py
				96.06 - 96.26m: qtz and spec hem with blebs of fresh py (trace)
				99.18 - 99.42m: chlorite biotite rich zone with trace fresh py
			QVBX	100.41 - 101.49m: qtz feldspar breccia zone, no sulphide, breccia rounded to subangular
			Fault	101.9 - 102.72m: rubble zone with brecciated qtz vein material
				106.82 - 108.13m: hem lim OG zone, reddish brown colour, loss of fabric, 108m both fresh and lim py associated with lim and qtz, 2% py
				108.13 - 109.17m: OG with fabric at 65 dtca and 3% qtz veins that follow fabric
			Fault	109.17 - 109.64m: rubble zone, fault gouge, some broken qtz veining
			FROG	109.64 - 111.68m: FROG vfg texture, reddish orange with 1% qtz and minor spec hem.
			QV	111.68 - 112.09m: primary qtz vein with fresh py 3% vfg to mg
				112.09 - 112.45m: fractured zone
			FROG	112.45 - 113.94m: FROG vfg reddish with chlorite alt giving a black green colour, trace fresh py
			Fault	115.90 - 117.68m: fractured zone low recovery
				117.68 - 119.87m: a green altered OG, green alteration chlorite?
				119.05m: qtz carbonate clast. 10cm wide, fractured with light green alteration filling fractures
				119.87 - 120.87m: decomposed chloritic OG
				120.87 - 121.23m: hem qtz carbonate zone, slight fractured, discordant hem veins
				121.23 - 122.22m: fractured zone
				122.22 - 124.37m: OG with black chlorite alteration, slightly fractured, 2% qtz veins
			Fault	124.37 - 125.39m: rubble zone, fault gouge
				126.49 - 127.41m: qtz carbonate hem zone with 1% fresh py, fractures filled with green alteration.
				127.41 - 134.60m: OG fabric 70 dtca, 4% qtz veins
				qtz carbonate veins randomly crosscut core, trace py
			DOG	127.90 - 129.08m: a darker chlorite alt OG, vfg to fg
				less than 1 cm qtz veins randomly crosscut core, with trace py
				gradual contact in and out of this zone
				130.68 - 130.76m: qtz carbonate vein, hem veins fill fractures of qtz carbonate, with 1% spec hem.
131.00	195.73	OG	DOG	Chloritic, dioritic orthogneiss. Areas appear more increased with chlorite, biotite and amphibole. Lighter areas consist of more quartz. A gradual contact between more mafic and less mafic zones. Overall avg 60-70 dtca of the fabric, 3% qtz veins and trace fresh py.
				132.82m: qtz vein 50 dtca
				133.02m: fault gouge
				133.49m: qtz-feld vein with fresh trace py
				136.96m: qtz-feld vein with spec hem. Fresh trace py associated with spec hem. Unknown grain with bright yellow colour, oxide py? Mica flake?
				137.42 - 138.50m: fracture zone
				144.50 - 144.75m: fracture zone
				145.04m: series of thin light and dark green alt qtz veins with hem
				147.72 - 149.35m: fracture zone
				150.43 - 150.68m: qtz carbonate vein with minor albite alt, trace fresh py, light and dark green chl alt.
				151.58m: qtz vein 2 cm thick with 5% fresh py
				152.60 - 155.64m: area of increased hem alt that in and out, hem veins less than 1 cm thick and randomly orientated
			Fault?	157.35 - 157.65m: fracture zone
				158.53 - 158.80m: qtz hem veins, with trace fresh py
				158.84 - 159.20m: gradual contact at 60 dtca into a bluish grey OG with minor hem alt, qtz veins randomly orientated, trace fresh py. Differs from main unit by lost of chl alt and increased in bluish grey colour (spec hem?)
				160.80m: qtz vein 5% fresh py, fg.
				165.08m: qtz 1 cm thick 50dtca no py
				165.38m: qtz vein with light/dark green alt, trace fresh py with minor hem alt
				166.60 - 166.70m: series of qtz veins 60 dtca with trace fresh py
			Fault	167.79m: fault gouge
				168.50m: decomposed OG
				169.25m: rubble/decomposed
				171.76 - 172.10m: more felsic albite zone, with minor breccia and hem red in colour, gradual contacts into zone, no py
				172.46m: qtz vein, 3 cm thick 80dtca, trace fresh py near contacts
				173.07m: qtz veins, trace fresh py 80dtca, increased bio % surrounding qtz vein
				174.68m: less than 1 cm qtz vein with hem, with fresh blebs of py
				175.38m: qtz vein with fresh py, vein against fabric of rock 60 dtca
				176.80m: blebs of fresh py along qtz contact
				177.20m: rubble zone

From	To	Rock Code 1	Rock Code 2	Description
				178.71m: qtz albite hem zone with spec hem veins, trace fresh py.
				179.11 - 179.30m: fractured qtz albite veins with trace fresh py
				181.75 - 181.86m: rubble zone
				181.90 - 182.47m: hem albite zone, fractured, looks more sil than diorite.
				182.47 - 182.62m: fractured qtz vein
				182.62 - 184.70m: fractured/rubbled zone of hem and chl alt DOG, trace py
				184.70 - 186.87m: DOG fabric at 60 dtca, 2% fresh py follows fabric, 7% qtz veins that follow fabric with secondary veins that are perp. Tca
				186.87 - 189.88m rubble zone, low recovery
				Highly fractured zone of DOG from 189.88-200.86
				189.88 - 190.50m vfg to fg chlorite alt DOG with rubble zone at 190.03-190.22
				191.41 - 192.63m: decomposed/rubble zone
				192.63 - 193.08m: fg chl alt DOG, trace fresh py
				193.08 - 193.35m: rubble zone
				193.35 - 194.05m: fractured chl alt DOG with mg biotite flakes
				194.05 - 194.28m: rubble zone
				194.28 - 195.73m: chl alt DOG, with trace fresh py
195.73	198.85	FMV		Felsic metavolcanic, very light green in colour with a light pink alt.
				195.73 - 196.75m: rubble zone
198.85	199.92	OG	SOG	Silicified OG with lim. Qtz 15% veins, with 3-5% fresh blebs of py, vfg to mg. associated with qtz and lim. Possibly corresponds to deep mineralized zone in DDLS-18-06.
199.92	205.18	FMV	DOG	Felsic metavolcanic grading to dioritic orthogneiss.
				201.05 - 201.46m: qtz hem zone, reddish orange in colour with qtz veins at 45dtca, 1% fresh py in qtz veins
				201.46 - 202.50m: DOG, fabric 70dtca, dark green chl alt, 5% qtz veins at 70dtca, 1% fresh py
				201.95 - 202.02m: qtz vein
				202.50m: more felsic with light green alt to rock, fg biotite flakes, fabric 55dtca, trace py
				203.95 - 204m: qtz vein with 1 % fresh py
205.18	220.40	OG		Various orthogneiss packages. Very heterogeneous mix of silicified, hematitc and dioritic orthogneiss
				205.32 - 205.44m: rubble zone
			BX	205.84 - 206.18m: breccia zone of HOG
			DOG	206.18 - 206.78m: DOG with hem alt, qt veins (5%) with a potassic alt, the qtz veins are randomly orientated
				206.78 - 208.07m: decomposed and rubble zone
				208.07 - 208.75m: lim OG with qtz hem veins, py has a magnetite rim and found in the qtz veins, 1-2% py fresh
				208.38 - 209.01m: chl alt OG, displays a light and dark alt, with a 3cm qtz (90dtca) and mg biotite flakes
				209.01 - 212.45m: decomposed/rubble zone at 210.35-210.63 a decomposed qtz albite vein
			DOG	212.45 - 213.36m: OG diorite with minor lim giving it a brownish orange colour, dark green alt that is vfg to fg
			SOG	213.36 - 216.06m: SIL OG with lim areas/veins, brownish orange colour, 5% qtz with disseminated trace py
				216.08 - 228.60m: varying in areas of dark chlorite alt and qtz, fabric typically at 60 dtca
				216.42 - 217m: randomly orientated qtz veins with spec hem on either side of the contact.
				218.55 - 218.70m: fractured zone
220.40	236.61	FMV		Felsic metavolcanic? Light green and hem red, fractured. FMV varies from light pale colour to dark green chlorite colour
			HOG	220.75 - 222.50m: fractured zone of OG with reddish purple colour (hem), 1-2% py that follows qtz veins and fabric at 50 dtca
				222.50 - 224.85m: light green alt to OG
				225.65m: py zone with qtz veins, 2% py disseminated to bleb texture
				rubble zones at 226-226.33m and 227-227.72m
				234.56m: qtz veins with trace py
				236.12 - 236.61m: decomposed
236.66	240.93	OG	DOG	Dioritic orthogneiss
				239.09m: py with disseminated to blebby texture, mineralization trends at 55 dcta and is fg to mg. minor qtz around py mineralization, found in the groundmass of DOG
				238.58m: qtz vein. 45 dtca with fracture offsetting vein .5 cm, fresh py surrounding vein, trace py vfg to fg.
				240.79 - 240.93m: qtz vein with minor albite alt, trace fresh py with qtz.
240.93	245.06	FMV		Fractured to rubble, with discordant hem and qtz veins.
245.06		EOH		End of hole. Intended to hit shear at 250m, but drill did not have enough power with HTW to make it any further.

Drill Hole	Sample Number	From (m)	To (m)	Length (m)	Rock Code 1	Rock Code 2	Description	Alteration (w, m, s)					Veinlets (%)		Sulphide %		Certificate	Au (ppb)	Ag (ppm)
								Sil	Ser	Chl	Cb	Ep	QS	QCS	Py	Po			
DDLS-18-10	1473088	1.52	3.05	1.53	M	S	non-carb, decomposed limey siltstone. Rubble										WHI18000583	3	0.3
DDLS-18-10	1473089	3.05	4.57	1.52	M	S	non-carb, decomposed limey siltstone. Rubble										WHI18000583	2	<0.1
DDLS-18-10	1473090	4.57	6.10	1.53	M		3/4 white marble breccia silicified but non carb, 1/4 black siltstone mash. Poor recovery	w									WHI18000583	2	0.4
DDLS-18-10	1473091	6.10	7.62	1.52	M	S	black mashed up siltstone										WHI18000583	3	0.4
DDLS-18-10	1473092	7.62	8.80	1.18	M	S	competent black siltstone (part of marble)										WHI18000583	5	0.3
DDLS-18-10	1473093	8.80	9.80	1.00	M		lt grey silicified marble (non-carb), limonitic fx	m									WHI18000583	<2	0.2
DDLS-18-10	1473094	9.80	10.50	0.70	M		lt grey silicified marble (non-carb), limonitic fx	m									WHI18000583	2	0.1
DDLS-18-10	1473095	10.50	11.00	0.50	OG		contact to orange limonitic orthogneiss										WHI18000583	<2	0.1
DDLS-18-10	1473096	11.00	12.00	1.00	OG		orange lim OG						5		tr		WHI18000583	2	0.1
DDLS-18-10	1473097	12.00	13.00	1.00	OG	BXOG	red-orange hem breccia, soft, semi decomposed										WHI18000583	11	0.2
DDLS-18-10	1473098	13.00	13.72	0.72	OG	BXOG	red-orange hem breccia, soft, semi decomposed										WHI18000583	265	0.4
DDLS-18-10	1473099	13.72	14.90	1.18	OG	alt, SOG	fractured, pulverized. Altered OG with hem, weak bx						15		tr		WHI18000583	1653	1.1
DDLS-18-10	1473100						BLANK - CDN-BL-9										WHI18000583	<2	0.5
DDLS-18-10	1473101						STANDARD - CDN-CM-25										WHI18000583	229	0.6
DDLS-18-10	1473102	14.90	16.00	1.10	OG	alt, SOG	more competent. Altered OG, lim fx, py, brownish very lim py?, qtz, weak sil. If brown min is py, then more like 15% pyrite						20		3		WHI18000583	1518	0.9
DDLS-18-10	1473103	16.00	17.00	1.00	OG	alt, SOG	altered OG. Albite, weakly silicified, hem, lim fx						20		3		WHI18000583	2081	0.8
DDLS-18-10	1473104	17.00	18.00	1.00	OG	alt, SOG	altered OG. Albite, weakly silicified, hem, lim fx						20		3		WHI18000583	955	0.5
DDLS-18-10	1473105	18.00	19.00	1.00	OG	alt, SOG	altered OG. Albite, weakly silicified, hem, lim fx						20		3		WHI18000583	1387	2.2
DDLS-18-10	1473106	19.00	20.00	1.00	OG	alt, SOG	altered OG. Albite, weakly silicified, hem, lim fx						20		3		WHI18000583	2420	0.9
DDLS-18-10	1473107	20.00	21.00	1.00	OG	alt, SOG	altered OG. Albite, weakly silicified, hem, lim fx						20		3		WHI18000583	912	0.2
DDLS-18-10	1473108	21.00	22.00	1.00	OG	alt, SOG	altered OG. Albite, weakly silicified, hem, lim fx, some decomposed						10		1		WHI18000583	161	0.2
DDLS-18-10	1473109	22.00	23.00	1.00	OG	alt, SOG	altered OG. Albite, weakly silicified, hem, lim fx, some decomposed , very fractured						10		1		WHI18000583	125	0.1
DDLS-18-10	1473110	23.00	24.00	1.00	OG	alt, SOG	as above, but decomposed						15		1		WHI18000583	171	0.3
DDLS-18-10	1473111	24.00	25.00	1.00	OG	alt, SOG	altered OG. Albite, weakly silicified, hem, lim fx. Bleached						20		3		WHI18000583	141	0.2
DDLS-18-10	1473112	25.00	26.00	1.00	OG	alt, SOG	altered OG. Albite, weakly silicified, hem, lim fx. Less bleached						10		3		WHI18000583	82	0.1
DDLS-18-10	1473113	26.00	27.00	1.00	OG	alt, SOG	altered OG. Albite, weakly silicified, hem, lim fx. Less bleached, fractured						10		2		WHI18000583	391	0.4
DDLS-18-10	1473114	27.00	28.00	1.00	OG	alt, SOG	altered OG. Albite, weakly silicified, hem, lim fx. Less bleached, fractured						10		2		WHI18000583	1012	0.5
DDLS-18-10	1473115	28.00	29.00	1.00	OG	alt, SOG	as above, stronger albite						10		2		WHI18000583	637	0.7
DDLS-18-10	1473116	29.00	30.00	1.00	OG		lim OG, partially decomposed						5		tr		WHI18000583	55	0.1
DDLS-18-10	1473117	30.00	31.00	1.00	OG		lim OG, partially decomposed						5		1		WHI18000583	25	0.1
DDLS-18-10	1473118	31.00	32.00	1.00	OG		soft OG, partially decomposed, weak bx								tr		WHI18000583	55	<0.1
DDLS-18-10	1473119	32.00	33.00	1.00	OG		soft OG, partially decomposed, weak bx						5		tr		WHI18000583	4	0.3
DDLS-18-10	1473120	33.00	34.00	1.00	OG		weak silicified hem OG	w					5		tr		WHI18000583	28	0.1
DDLS-18-10	1473121	34.00	35.00	1.00	OG		weak silicified hem OG	w					5		tr		WHI18000583	7	<0.1
DDLS-18-10	1473122	35.00	36.00	1.00	OG		weak silicified hem OG	w					5		tr		WHI18000583	14	<0.1
DDLS-18-10	1473123	36.00	37.00	1.00	OG		soft OG, weak bx, partially decomposed										WHI18000583	6	<0.1
DDLS-18-10	1473124	37.00	38.00	1.00	OG		lim OG						10		0.5		WHI18000583	44	<0.1
DDLS-18-10	1473125						BLANK - CDN-BL-9										WHI18000583	2	0.4
DDLS-18-10	1473126						STANDARD - CDN-GS-6B										WHI18000583	6669	0.3
DDLS-18-10	1473127	38.00	39.00	1.00	OG		lim OG						10		0.5		WHI18000583	3	<0.1
DDLS-18-10	1473128	39.00	40.00	1.00	OG		OG w hem+sil zones						10		0.5		WHI18000583	17	0.1
DDLS-18-10	1473129	40.00	41.00	1.00	OG		OG w hem+sil zones						10		0.5		WHI18000583	25	<0.1
DDLS-18-10	1473130	41.00	42.00	1.00	OG		OG w hem+sil zones						10		0.5		WHI18000583	16	<0.1
DDLS-18-10	1473131	42.00	43.00	1.00	OG		OG w hem+sil zones						10		0.5		WHI18000583	13	<0.1
DDLS-18-10	1473132	43.00	44.00	1.00	OG		OG w hem+sil zones, fractured						10		0.5		WHI18000583	483	<0.1
DDLS-18-10	1473133	44.00	45.00	1.00	OG		OG w hem+sil zones, fractured						10		0.5		WHI18000583	9	0.2
DDLS-18-10	1473134	45.00	46.00	1.00	OG	SHOG	silicified hematitic OG	w					10		0.5		WHI18000583	37	<0.1
DDLS-18-10	1473135	46.00	47.00	1.00	OG	SHOG	silicified hematitic OG	w					10		0.5		WHI18000583	57	<0.1
DDLS-18-10	1473136	47.00	48.00	1.00	OG	SHOG	silicified hematitic OG	w					10		0.5		WHI18000583	52	<0.1
DDLS-18-10	1473137	48.00	49.00	1.00	OG	SHOG	silicified hematitic OG, weak bx	w					10		0.5		WHI18000583	85	<0.1
DDLS-18-10	1473138	49.00	50.00	1.00	OG	SHOG	silicified hematitic OG, weak bx, 2cm QV	w					15		0.5		WHI18000584	761	0.1
DDLS-18-10	1473139	50.00	51.00	1.00	OG	SHOG	silicified hematitic OG, fractured	w					10		0.5		WHI18000584	59	<0.1
DDLS-18-10	1473140	51.00	52.00	1.00	OG	SHOG	silicified hematitic OG	m					10		0.5		WHI18000584	207	<0.1

Drill Hole	Sample Number	From (m)	To (m)	Length (m)	Rock Code 1	Rock Code 2	Description	Alteration (w, m, s)					Veinlets (%)		Sulphide %		Certificate	Au (ppb)	Ag (ppm)
								Sil	Ser	Chl	Cb	Ep	QS	QCS	Py	Po			
DDLS-18-10	1473141	52.00	53.00	1.00	OG	SHOG	silicified hematitic OG	m					20		0.5		WHI18000584	114	<0.1
DDLS-18-10	1473142	53.00	54.00	1.00	OG	SHOG	silicified hematitic OG	m					10		0.5		WHI18000584	176	0.1
DDLS-18-10	1473143	54.00	55.00	1.00	OG	SHOG	silicified hematitic OG	m					15		0.5		WHI18000584	919	0.1
DDLS-18-10	1473144	55.00	56.00	1.00	OG	SHOG	silicified hematitic OG, 5cm QV w lim py	m					10		2		WHI18000584	879	0.4
DDLS-18-10	1473145	56.00	57.00	1.00	OG	SHOG	silicified hematitic OG, 10cm QV w lim py	m					10		2		WHI18000584	122	0.2
DDLS-18-10	1473146	57.00	58.00	1.00	OG	SHOG	silicified hematitic OG	m					10		0.5		WHI18000584	193	0.1
DDLS-18-10	1473147	58.00	59.00	1.00	OG		less sil, more ductile chloritic OG	w					5		tr		WHI18000584	80	<0.1
DDLS-18-10	1473148	59.00	60.00	1.00	OG		soft, fractured chl-hem OG						5		tr		WHI18000584	10	0.2
DDLS-18-10	1473149	60.00	61.00	1.00	OG		soft, fractured chl-hem OG, 10cm QV						12		tr		WHI18000584	2481	0.3
DDLS-18-10	1473150						BLANK - CDN-BL-9										WHI18000584	4	0.6
DDLS-18-10	1473151						STANDARD - CDN-CGS-7										WHI18000584	956	3.4
DDLS-18-10	1473152	61.00	62.00	1.00	OG		chl-hem OG, 6cm QV						10		tr		WHI18000584	3	<0.1
DDLS-18-10	1473153	62.00	63.00	1.00	OG		chl-hem OG, fractured						5		tr		WHI18000584	3	<0.1
DDLS-18-10	1473154	63.00	64.00	1.00	OG	SHOG	silicified hem OG	w					10		0.5		WHI18000584	<2	<0.1
DDLS-18-10	1473155	64.00	65.00	1.00	OG	SHOG	silicified hem OG, 10cm QV	w					12		0.5		WHI18000584	3	<0.1
DDLS-18-10	1473156	65.00	66.00	1.00	OG	SHOG	silicified hematitic OG	w					10		tr		WHI18000584	6	<0.1
DDLS-18-10	1473157	66.00	67.00	1.00	OG	FROG	fractured, hem OG						5		tr		WHI18000584	13	<0.1
DDLS-18-10	1473158	67.00	68.00	1.00	OG		fractured chl-hem OG						10		tr		WHI18000584	27	0.1
DDLS-18-10	1473159	68.00	69.00	1.00	OG	FROG	fractured, hem OG						10		tr		WHI18000584	8	<0.1
DDLS-18-10	1473160	69.00	70.00	1.00	OG		grading to lim OG						5		tr		WHI18000584	3	<0.1
DDLS-18-10	1473161	70.00	71.00	1.00	OG		lim OG						5		tr		WHI18000584	31	<0.1
DDLS-18-10	1473162	71.00	72.00	1.00	OG		lim OG						10		1		WHI18000584	5	<0.1
DDLS-18-10	1473163	72.00	73.00	1.00	OG		lim OG						10		tr		WHI18000584	<2	<0.1
DDLS-18-10	1473164	73.00	74.00	1.00	OG		semi fractured hem OG						2		tr		WHI18000584	3	<0.1
DDLS-18-10	1473165	74.00	75.00	1.00	OG		hem OG						5		tr		WHI18000584	29	0.3
DDLS-18-10	1473166	75.00	76.00	1.00	OG		hem OG						2		tr		WHI18000584	51	0.1
DDLS-18-10	1473167	76.00	77.00	1.00	OG		hem OG						5		tr		WHI18000584	56	0.3
DDLS-18-10	1473168	77.00	78.00	1.00	OG		hem OG with lim fx						2		tr		WHI18000584	63	0.3
DDLS-18-10	1473169	78.00	79.00	1.00	OG		hem OG with abundant lim fx						2		tr		WHI18000584	22	0.2
DDLS-18-10	1473170	79.00	80.00	1.00	OG	FROG	fine hem OG						2		tr		WHI18000584	3	<0.1
DDLS-18-10	1473171	80.00	81.00	1.00	OG		fractured OG, clay seams, 10cm section of blue silicified OG w qtz						8		tr		WHI18000584	11	0.1
DDLS-18-10	1473172	81.00	82.00	1.00	OG		fractured OG										WHI18000584	3	<0.1
DDLS-18-10	1473173	82.00	83.00	1.00	OG	SHOG	sil-hem OG, veining with fg py	m					30		3		WHI18000584	<2	<0.1
DDLS-18-10	1473174	83.00	84.00	1.00	OG	SHOG	sil-hem OG	m					25		0.5		WHI18000584	4	<0.1
DDLS-18-10	1473175						BLANK - CDN-BL-9										WHI18000584	5	0.3
DDLS-18-10	1473176						STANDARD - CDN-CM-25										WHI18000584	236	0.6
DDLS-18-10	1473177	84.00	85.00	1.00	OG	BXOG	lim-hem OG w brecciation, weak sil, 12cm qtz vein	w					25		0.5		WHI18000584	3	<0.1
DDLS-18-10	1473178	85.00	86.00	1.00	OG		hem OG	w					10		tr		WHI18000584	4	<0.1
DDLS-18-10	1473179	86.00	87.00	1.00	OG		fractured hem OG, some clay seams								tr		WHI18000584	<2	0.2
DDLS-18-10	1473180	87.00	88.00	1.00	OG	SHOG, BXOG	sil, weak bx, hem OG	m					10		tr		WHI18000584	5	<0.1
DDLS-18-10	1473181	88.00	89.00	1.00	OG	SHOG, BXOG	bx with albite infil	m					10		tr		WHI18000584	19	<0.1
DDLS-18-10	1473182	89.00	90.00	1.00	OG	SHOG	fractured sil-hem OG, some clay	w					10		tr		WHI18000584	19	<0.1
DDLS-18-10	1473183	90.00	91.00	1.00	OG		grading out of SHOG. Fractured core. 6cm qtz vein						10		tr		WHI18000584	7	<0.1
DDLS-18-10	1473184	91.00	92.00	1.00	OG		OG						2		tr		WHI18000584	<2	<0.1
DDLS-18-10	1473185	92.00	93.00	1.00	OG		lim OG, minor qtz veining						5		0.5		WHI18000584	3	<0.1
DDLS-18-10	1473186	93.00	94.00	1.00	OG		OG						2		tr		WHI18000584	3	<0.1
DDLS-18-10	1473187	94.00	95.00	1.00	OG		12cm qtz veining in OG						15		tr		WHI18000584	5	<0.1
DDLS-18-10	1473188	95.00	96.00	1.00	OG		OG						2		tr		WHI18000584	<2	<0.1
DDLS-18-10	1473189	96.00	97.00	1.00	OG		OG with deformed dk qtz veining						8		tr		WHI18000584	8	<0.1
DDLS-18-10	1473190	97.00	98.00	1.00	OG		lim OG, clay fx								tr		WHI18000584	4	<0.1
DDLS-18-10	1473191	98.00	99.00	1.00	OG		lim OG, clay fx								tr		WHI18000584	<2	<0.1
DDLS-18-10	1473192	99.00	100.30	1.30	OG		OG								tr		WHI18000584	4	<0.1
DDLS-18-10	1473193	100.30	101.00	0.70	OG	sil, QVBX	sil zone, brecciated QV						50		tr		WHI18000584	85	0.1
DDLS-18-10	1473194	101.00	102.11	1.11	OG	sil, QVBX	sil zone, brecciated QV, poor recovery, fault						50		tr		WHI18000584	17	<0.1

Drill Hole	Sample Number	From (m)	To (m)	Length (m)	Rock Code 1	Rock Code 2	Description	Alteration (w, m, s)					Veinlets (%)		Sulphide %		Certificate	Au (ppb)	Ag (ppm)
								Sil	Ser	Chl	Cb	Ep	QS	QCS	Py	Po			
DDLS-18-10	1473195	102.11	102.72	0.61	OG	sil, QVBX, fault	faulted, fractured core, silicified OG, QV						50		tr		WHI18000584	72	0.1
DDLS-18-10	1473196	102.72	104.00	1.28	OG		fresh OG						5		tr		WHI18000584	2	<0.1
DDLS-18-10	1473197	104.00	105.00	1.00	OG		fresh OG						8		tr		WHI18000584	<2	<0.1
DDLS-18-10	1473198	105.00	106.00	1.00	OG		fresh OG						5		tr		WHI18000584	3	<0.1
DDLS-18-10	1473199	106.00	107.00	1.00	OG		fresh OG						6		tr		WHI18000584	5	<0.1
DDLS-18-10	1473200						BLANK - CDN-BL-9										WHI18000584	4	0.3
DDLS-18-10	1473201						STANDARD - CDN-GS-6B										WHI18000584	6436	0.3
DDLS-18-10	1473202	107.00	107.70	0.70	OG		OG, grading to limonitic						5				WHI18000584	2	<0.1
DDLS-18-10	1473203	107.70	108.20	0.50	OG	SOG	silicified lim section, minor py	m					5		1		WHI18000584	59	0.4
DDLS-18-10	1473204	108.20	109.00	0.80	OG		semi-lim OG										WHI18000584	14	<0.1
DDLS-18-10	1473205	109.00	110.00	1.00	OG	Fault	lim OG with flt gouge, some broken grey qtz veining						15				WHI18000584	46	0.2
DDLS-18-10	1473206	110.00	111.00	1.00	OG	FROG	fine hem OG	w									WHI18000584	2	<0.1
DDLS-18-10	1473207	111.00	111.65	0.65	OG	FROG	fine hem OG	w									WHI18000584	<2	<0.1
DDLS-18-10	1473208	111.65	112.25	0.60	OG	QV	translucent qtz vein, steep to CA (primary?) has mg fresh py						90		5		WHI18000584	3	<0.1
DDLS-18-10	1473209	112.25	113.00	0.75	OG		semi-chl OG								tr		WHI18000584	<2	<0.1
DDLS-18-10	1473210	113.00	114.00	1.00	OG		fine grained with chl section, 3cm QV						5		tr		WHI18000584	2	<0.1
DDLS-18-10	1473211	114.00	115.00	1.00	OG		fresh OG								tr		WHI18000584	2	<0.1
DDLS-18-10	1473212	115.00	116.00	1.00	OG		fresh OG								tr		WHI18000584	<2	<0.1
DDLS-18-10	1473213	116.00	117.00	1.00	OG		fractured OG										WHI18000584	2	<0.1
DDLS-18-10	1473214	117.00	118.00	1.00	OG		grading to chl OG						10		tr		WHI18000584	<2	<0.1
DDLS-18-10	1473215	118.00	119.00	1.00	OG		chl OG, soft						10				WHI18000584	2	<0.1
DDLS-18-10	1473216	119.00	120.00	1.00	OG		chl OG, soft, 10cm QV						12				WHI18000584	3	<0.1
DDLS-18-10	1473217	120.00	121.00	1.00	OG	DCOG, sil	decomposed chl OG with some silicified section	w					10				WHI18000584	<2	<0.1
DDLS-18-10	1473218	121.00	122.00	1.00	OG	DCOG, sil	sil-chl OG with qtz veining, intermittent with some DCOG	w					15				WHI18000584	88	0.2
DDLS-18-10	1473219	122.00	123.00	1.00	OG	DCOG, sil	sil-chl OG with qtz veining, intermittent with some DCOG	w					15				WHI18000584	17	<0.1
DDLS-18-10	1473220	123.00	124.00	1.00	OG		OG grading to chl OG										WHI18000584	2	<0.1
DDLS-18-10	1473221	124.00	125.00	1.00	OG	DCOG, fault	chl OG with some fault gouge (124.3 - 125.3)										WHI18000584	9	<0.1
DDLS-18-10	1473222	125.00	126.00	1.00	OG		chl OG										WHI18000584	2	<0.1
DDLS-18-10	1473223	126.00	127.00	1.00	OG		chl OG with minor silicification	w					20		tr		WHI18000584	1447	3.2
DDLS-18-10	1473224	127.00	128.00	1.00	OG		chl OG with minor silicification						15		tr		WHI18000584	62	0.2
DDLS-18-10	1473225						BLANK - CDN-BL-9										WHI18000584	5	0.5
DDLS-18-10	1473226						STANDARD - CDN-CGS-7										WHI18000584	938	3.2
DDLS-18-10	1473227	128.00	129.00	1.00	OG	DOG	more dioritic, chl OG								tr		WHI18000584	5	<0.1
DDLS-18-10	1473228	129.00	130.00	1.00	OG	DOG	dioritic, chl OG						5		tr		WHI18000584	9	<0.1
DDLS-18-10	1473229	130.00	131.00	1.00	OG	DOG	dioritic, chl OG, 8cm QV						10		tr		WHI18000584	9	<0.1
DDLS-18-10	1473230	131.00	132.00	1.00	OG	DOG	dioritic, chl OG								tr		WHI18000584	13	<0.1
DDLS-18-10	1473231	132.00	133.00	1.00	OG	DOG	dioritic, chl OG						5		tr		WHI18000584	47	0.1
DDLS-18-10	1473232	133.00	134.00	1.00	OG	DOG	dioritic, chl OG						5		tr		WHI18000584	34	<0.1
DDLS-18-10	1473233	134.00	135.00	1.00	OG	DOG	dioritic, chl OG, small silicious zone	w					5		1		WHI18000584	223	0.8
DDLS-18-10	1473234	135.00	136.00	1.00	OG	DOG	dioritic, chl OG						5		tr		WHI18000584	3	<0.1
DDLS-18-10	1473235	136.00	137.00	1.00	OG	DOG	dioritic, chl OG, 4cm QV w py						5		0.5		WHI18000584	16	<0.1
DDLS-18-10	1473236	137.00	138.00	1.00	OG	DOG	dioritic, chl OG						5		1		WHI18000584	17	<0.1
DDLS-18-10	1473237	138.00	139.00	1.00	OG	DOG	dioritic, chl OG								tr		WHI18000584	2	<0.1
DDLS-18-10	1473238	139.00	140.00	1.00	OG	DOG	dioritic, chl OG								tr		WHI18000584	2	<0.1
DDLS-18-10	1473239	140.00	141.00	1.00	OG	DOG	dioritic, chl OG								tr		WHI18000584	<2	<0.1
DDLS-18-10	1473240	141.00	142.00	1.00	OG	DOG	dioritic, chl OG								tr		WHI18000584	2	<0.1
DDLS-18-10	1473241	142.00	143.00	1.00	OG	DOG	dioritic, chl OG								tr		WHI18000584	<2	<0.1
DDLS-18-10	1473242	143.00	144.00	1.00	OG	DOG	dioritic, chl OG								tr		WHI18000584	<2	<0.1
DDLS-18-10	1473243	144.00	145.00	1.00	OG	DOG	dioritic, chl OG						5		tr		WHI18000584	3	<0.1
DDLS-18-10	1473244	145.00	146.00	1.00	OG	DOG	dioritic, chl OG						5		tr		WHI18000584	14	<0.1
DDLS-18-10	1473245	146.00	147.00	1.00	OG	DOG	dioritic, chl OG								tr		WHI18000584	<2	<0.1
DDLS-18-10	1473246	147.00	148.00	1.00	OG	DOG	dioritic, chl OG						5		tr		WHI18000584	<2	<0.1
DDLS-18-10	1473247	148.00	149.00	1.00	OG	DOG	dioritic, chl OG, fractured						5		tr		WHI18000584	<2	<0.1
DDLS-18-10	1473248	149.00	150.00	1.00	OG	DOG	dioritic, chl OG						6		tr		WHI18000584	<2	<0.1
DDLS-18-10	1473249	150.00	151.00	1.00	OG	DOG	dioritic, chl OG						15		tr		WHI18000584	<2	<0.1

Drill Hole	Sample Number	From (m)	To (m)	Length (m)	Rock Code 1	Rock Code 2	Description	Alteration (w, m, s)					Veinlets (%)		Sulphide %		Certificate	Au (ppb)	Ag (ppm)
								Sil	Ser	Chl	Cb	Ep	QS	QCS	Py	Po			
DDLS-18-10	1473250						BLANK - CDN-BL-9										WHI18000584	5	0.3
DDLS-18-10	1473251						STANDARD - CDN-CM-25										WHI18000584	307	0.6
DDLS-18-10	1473252	151.00	152.00	1.00	OG	DOG	dioritic, chl OG						5		tr		WHI18000584	9	<0.1
DDLS-18-10	1473253	152.00	153.00	1.00	OG	DOG	dioritic, chl OG						5		tr		WHI18000584	<2	<0.1
DDLS-18-10	1473254	153.00	154.00	1.00	OG	DOG	dioritic, chl OG								tr		WHI18000584	<2	<0.1
DDLS-18-10	1473255	154.00	155.00	1.00	OG	DOG	dioritic, chl OG						5		tr		WHI18000584	<2	<0.1
DDLS-18-10	1473256	155.00	156.00	1.00	OG	DOG	dioritic, chl OG						5		tr		WHI18000584	5	<0.1
DDLS-18-10	1473257	156.00	157.00	1.00	OG	DOG	dioritic, chl OG						5		tr		WHI18000584	2	<0.1
DDLS-18-10	1473258	157.00	158.00	1.00	OG	DOG, Fault	dioritic, chl OG, possible fault gouge						5		tr		WHI18000584	12	<0.1
DDLS-18-10	1473259	158.00	159.00	1.00	OG	DOG	dioritic, chl OG, hem fx						15		tr		WHI18000584	5	<0.1
DDLS-18-10	1473260	159.00	160.00	1.00	OG	DOG	dioritic, chl OG, small silicious zone	w					10		0.5		WHI18000584	74	0.2
DDLS-18-10	1473261	160.00	161.00	1.00	OG	DOG	dioritic, chl OG, small silicious zone, pyritic fracture	w					5		1		WHI18000584	2	<0.1
DDLS-18-10	1473262	161.00	162.00	1.00	OG	DOG	dioritic, chl OG						5		tr		WHI18000584	2	0.1
DDLS-18-10	1473263	162.00	163.00	1.00	OG	DOG	dioritic, chl OG, py with veining and dissem	w					5		2		WHI18000584	130	0.5
DDLS-18-10	1473264	163.00	164.00	1.00	OG	DOG	dioritic, chl OG, py with veining and dissem	w					5		1		WHI18000584	3	<0.1
DDLS-18-10	1473265	164.00	165.00	1.00	OG	DOG	dioritic, chl OG, fresh py with veining and dissem	w					5		1		WHI18000584	2	<0.1
DDLS-18-10	1473266	165.00	166.00	1.00	OG	DOG	dioritic, chl OG, fresh py with veining and dissem						15		1		WHI18000584	27	0.2
DDLS-18-10	1473267	166.00	167.00	1.00	OG	DOG	dioritic, chl OG						10		tr		WHI18000584	<2	<0.1
DDLS-18-10	1473268	167.00	168.00	1.00	OG	DOG	dioritic, chl OG						5		0.5		WHI18000584	2	<0.1
DDLS-18-10	1473269	168.00	169.00	1.00	OG	DOG, Fault	dioritic, chl OG. Low recovery, fractured, faulted								0.5		WHI18000584	<2	<0.1
DDLS-18-10	1473270	169.00	170.00	1.00	OG	DOG	dioritic, chl OG, deformed, fractured								tr		WHI18000584	<2	<0.1
DDLS-18-10	1473271	170.00	171.00	1.00	OG	DOG	dioritic, chl OG, deformed, fractured, faulted								tr		WHI18000584	<2	<0.1
DDLS-18-10	1473272	171.00	172.00	1.00	OG	DOG	dioritic, chl OG, weak sil zone	w					15		tr		WHI18000584	3	<0.1
DDLS-18-10	1473273	172.00	173.00	1.00	OG	DOG	dioritic, chl OG, weak sil zone	w					15		tr		WHI18000584	8	<0.1
DDLS-18-10	1473274	173.00	174.00	1.00	OG	DOG	dioritic, chl OG						10		tr		WHI18000584	6	<0.1
DDLS-18-10	1473275						BLANK - CDN-BL-9										WHI18000584	4	0.3
DDLS-18-10	1473276						STANDARD - CDN-CGS-7										WHI18000585	924	3.3
DDLS-18-10	1473277	174.00	175.00	1.00	OG	DOG	dioritic, chl OG, abundant dissem fresh py and w qtz veining						5		2		WHI18000585	<2	<0.1
DDLS-18-10	1473278	175.00	176.00	1.00	OG	DOG	dioritic, chl OG, abundant dissem fresh py and w qtz veining						10		3		WHI18000585	2	0.5
DDLS-18-10	1473279	176.00	177.00	1.00	OG	DOG	dioritic, chl OG, abundant dissem fresh py and w qtz veining						5		3		WHI18000585	<2	<0.1
DDLS-18-10	1473280	177.00	178.00	1.00	OG	DOG, fault	dioritic, chl OG, minor fault gouge						5		1		WHI18000585	<2	<0.1
DDLS-18-10	1473281	178.00	179.00	1.00	OG	DOG	dioritic, chl OG, fractured, minor fault gouge, py						5		2		WHI18000585	14	0.3
DDLS-18-10	1473282	179.00	180.00	1.00	OG	DOG	dioritic, chl OG, py						10		1		WHI18000585	<2	<0.1
DDLS-18-10	1473283	180.00	181.00	1.00	OG	DOG	dioritic, chl OG										WHI18000585	<2	<0.1
DDLS-18-10	1473284	181.00	182.00	1.00	OG	DOG	dioritic, chl OG, hem fx, soft						5				WHI18000585	4	<0.1
DDLS-18-10	1473285	182.00	183.00	1.00	OG	DOG	dioritic, chl OG, hem fx, 10cm fractured QV						12		tr		WHI18000585	3	<0.1
DDLS-18-10	1473286	183.00	184.00	1.00	OG	DOG	dioritic, chl OG, soft, fractured										WHI18000585	3	<0.1
DDLS-18-10	1473287	184.00	185.00	1.00	OG	DOG	dioritic, chl OG, fractured										WHI18000585	<2	<0.1
DDLS-18-10	1473288	185.00	186.00	1.00	OG	DOG	dioritic, chl OG, fractured										WHI18000585	6	<0.1
DDLS-18-10	1473289	186.00	186.80	0.80	OG	DOG	dioritic, chl OG, fractured										WHI18000585	<2	<0.1
DDLS-18-10	1473290	186.80	187.45	0.65	OG	DOG, SOG	fractured, weak sil DOG, greyish, dissem py	w					5		2		WHI18000585	8	<0.1
DDLS-18-10	1473291	187.45	188.98	1.53	OG	SOG	very fractured, silicified rubble, py	w					5		2		WHI18000585	119	0.3
DDLS-18-10	1473292	188.98	190.50	1.52	OG	SOG, DOG	very fractured, silicified rubble, py, grading back to DOG	w					5		1		WHI18000585	60	<0.1
DDLS-18-10	1473293	190.50	191.41	0.91	OG	DOG	dioritic, chl OG, fractured								tr		WHI18000585	6	<0.1
DDLS-18-10	1473294	191.41	192.94	1.53	OG	DOG	dioritic, chl OG, fractured								tr		WHI18000585	<2	<0.1
DDLS-18-10	1473295	192.94	193.85	0.91	OG	DOG	dioritic, chl OG, fractured								tr		WHI18000585	<2	<0.1
DDLS-18-10	1473296	193.85	195.07	1.22	OG	DOG	more competent, coarser grained dioritic OG								tr		WHI18000585	<2	<0.1
DDLS-18-10	1473297	195.07	196.29	1.22	OG	DOG, FMV	fractured. Grading to lighter green, fine grained possible felsic metavol. Soft.										WHI18000585	<2	<0.1
DDLS-18-10	1473298	196.29	197.00	0.71	FMV		soft fractured felsic metavol? Lt green						5		0.5		WHI18000585	3	<0.1
DDLS-18-10	1473299	197.00	198.00	1.00	FMV		soft fractured felsic metavol? Lt green						5		0.5		WHI18000585	9	<0.1
DDLS-18-10	1473300						BLANK - CDN-BL-9										WHI18000585	3	0.3
DDLS-18-10	1473301						STANDARD - CDN-GS-6B										WHI18000585	6565	0.3
DDLS-18-10	1473302	198.00	199.00	1.00	FMV		soft fractured felsic metavol? Lt green. Coarse biotite						2		tr		WHI18000585	4	<0.1
DDLS-18-10	1473303	199.00	199.50	0.50	FMV	sil, QV	silicified zone w k-alt. large translucent QV with blebby mg py	m					50		5		WHI18000585	5143	14.1
DDLS-18-10	1473304	199.50	200.00	0.50	FMV	sil	continuation of last zone, multiple white QVs with fg py	m					60		5		WHI18000585	2984	7.7

Drill Hole	Sample Number	From (m)	To (m)	Length (m)	Rock Code 1	Rock Code 2	Description	Alteration (w, m, s)					Veinlets (%)		Sulphide %		Certificate	Au (ppb)	Ag (ppm)
								Sil	Ser	Chl	Cb	Ep	QS	QCS	Py	Po			
DDLS-18-10	1473305	200.00	201.00	1.00	FMV	DOG	chl OG or FMV, 1-5cm qtz veining						15		0.5		WHI18000585	9	<0.1
DDLS-18-10	1473306	201.00	201.50	0.50	FMV	sil	silicified, k-alt zone	m					20		1		WHI18000585	6	<0.1
DDLS-18-10	1473307	201.50	202.00	0.50	FMV		mostly chl wallrock, minor sil	w					10		1		WHI18000585	4	<0.1
DDLS-18-10	1473308	202.00	203.00	1.00	FMV		minor k-alt, weak sil	w					5		tr		WHI18000585	<2	<0.1
DDLS-18-10	1473309	203.00	204.00	1.00	FMV		semi-bleached, chloritic						10		tr		WHI18000585	13	<0.1
DDLS-18-10	1473310	204.00	205.00	1.00	FMV		soft, chloritc or maybe fuchsite										WHI18000585	14	<0.1
DDLS-18-10	1473311	205.00	206.00	1.00	FMV	BX	breccia zone of chl and hem frags with milky white qtz-feldspar	w					20		0.5		WHI18000585	3	<0.1
DDLS-18-10	1473312	206.00	207.00	1.00	FMV	BX	breccia zone of chl and hem frags with milky white qtz-feldspar	w					20		0.5		WHI18000585	335	0.8
DDLS-18-10	1473313	207.00	208.00	1.00	FMV	DC	decomposed rubble										WHI18000585	132	0.4
DDLS-18-10	1473314	208.00	209.00	1.00	FMV		competent OG or FMV, minor limonite						15		tr		WHI18000585	3	0.1
DDLS-18-10	1473315	209.00	210.00	1.00	FMV		fractured chloritic								tr		WHI18000585	2	<0.1
DDLS-18-10	1473316	210.00	211.00	1.00	FMV	sil, BX	brecciated qtz vein and chloritic material. Very fractured	w					40		tr		WHI18000585	<2	<0.1
DDLS-18-10	1473317	211.00	212.00	1.00	FMV	sil, BX	brecciated qtz vein and chloritic material. Very fractured	w					25		tr		WHI18000585	15	0.3
DDLS-18-10	1473318	212.00	213.00	1.00	FMV		fractured sil FMV, grading to chl schist	w					20		tr		WHI18000585	149	0.2
DDLS-18-10	1473319	213.00	214.00	1.00	FMV	sil, BX	silicified, weak bx FMV and qtz. Fg py	m					25		2		WHI18000585	64	0.2
DDLS-18-10	1473320	214.00	215.00	1.00	FMV	sil, BX	less fractured, but similar to above. Dog's breakfast	m					25		1		WHI18000585	68	0.2
DDLS-18-10	1473321	215.00	215.50	0.50	FMV	sil	sil FMV, blebby py with white qtz veining 1-3cm	m					30		3		WHI18000585	3	<0.1
DDLS-18-10	1473322	215.50	216.00	0.50	FMV	sil	sil FMV, blebby py with white qtz veining 1-3cm	m					25		3		WHI18000585	2	<0.1
DDLS-18-10	1473323	216.00	217.00	1.00	FMV	sil	sil FMV, less py	m					25		1		WHI18000585	6	<0.1
DDLS-18-10	1473324	217.00	218.00	1.00	FMV		chl OG or FMV, weak sil	w					5		0.5		WHI18000585	9	<0.1
DDLS-18-10	1473325						BLANK - CDN-BL-9										WHI18000585	2	0.4
DDLS-18-10	1473326						STANDARD - CDN-CM-25										WHI18000585	255	0.7
DDLS-18-10	1473327	218.00	219.00	1.00	FMV		FMV, getting softer						5		0.5		WHI18000585	23	0.2
DDLS-18-10	1473328	219.00	220.00	1.00	FMV		weak sil FMV	w					5		tr		WHI18000585	4	<0.1
DDLS-18-10	1473329	220.00	221.00	1.00	FMV		weak sil FMV	w					5		tr		WHI18000585	193	0.5
DDLS-18-10	1473330	221.00	222.00	1.00	FMV		weak sil FMV	w					10		1		WHI18000585	656	1.9
DDLS-18-10	1473331	222.00	223.00	1.00	FMV		weak sil FMV	w					10		0.5		WHI18000585	17	0.3
DDLS-18-10	1473332	223.00	224.00	1.00	FMV		FMV, getting softer						5		tr		WHI18000585	8	<0.1
DDLS-18-10	1473333	224.00	225.00	1.00	FMV		weak sil FMV	w					15		1		WHI18000585	20	<0.1
DDLS-18-10	1473334	225.00	225.50	0.50	FMV		milky white qtz vein with py on margin	m					50		1		WHI18000585	26	<0.1
DDLS-18-10	1473335	225.50	226.00	0.50	FMV		minor k-alt w qtz veining in sil FNV	w					20		1		WHI18000585	85	0.2
DDLS-18-10	1473336	226.00	227.08	1.08	FMV		fractured, weak sil chl/fuchsite FMV	w					10		tr		WHI18000585	332	1.1
DDLS-18-10	1473337	227.08	228.00	0.92	FMV		weal sil, light green-grey FMV	w					15		0.5		WHI18000585	64	0.2
DDLS-18-10	1473338	228.00	229.00	1.00	FMV		weal sil, light green-grey FMV	w					15		0.5		WHI18000585	187	0.6
DDLS-18-10	1473339	229.00	230.00	1.00	FMV		sil FMV, semi-bleached with purple hem fractures	m					15		0.5		WHI18000585	<2	<0.1
DDLS-18-10	1473340	230.00	231.00	1.00	FMV		sil FMV, semi-bleached with purple hem fractures	m					15		0.5		WHI18000585	<2	<0.1
DDLS-18-10	1473341	231.00	232.00	1.00	FMV		sil FMV, semi-bleached with purple hem fractures	w					15		0.5		WHI18000585	<2	<0.1
DDLS-18-10	1473342	232.00	233.00	1.00	FMV		sil FMV, semi-bleached with purple hem fractures	w					15		0.5		WHI18000585	<2	<0.1
DDLS-18-10	1473343	233.00	234.00	1.00	FMV		unsilicified. Very green fg FMV						10		0.5		WHI18000585	<2	<0.1
DDLS-18-10	1473344	234.00	235.00	1.00	FMV		unsilicified. Very green fg FMV						10		0.5		WHI18000585	132	0.5
DDLS-18-10	1473345	235.00	236.00	1.00	FMV		unsilicified. Very green fg FMV						10		0.5		WHI18000585	<2	<0.1
DDLS-18-10	1473346	236.00	237.00	1.00	FMV	DOG	grading to dioritic OG								0.5		WHI18000585	<2	<0.1
DDLS-18-10	1473347	237.00	238.00	1.00	FMV	DOG	dioritic OG, no qtz veining								0.5		WHI18000585	<2	<0.1
DDLS-18-10	1473348	238.00	239.00	1.00	FMV	DOG	finer grained, grading back to FMV, abundant dissem py						12		2		WHI18000585	<2	<0.1
DDLS-18-10	1473349	239.00	240.00	1.00	FMV	DOG	finer grained, grading back to FMV, abundant dissem py						10		3		WHI18000585	14	<0.1
DDLS-18-10	1473350						BLANK - CDN-BL-9										WHI18000585	3	0.4
DDLS-18-10	1473351						STANDARD - CDN-CGS-7										WHI18000585	947	3.4
DDLS-18-10	1473352	240.00	241.00	1.00	FMV	DOG	between OG and FMV, deformed qtz veining						10		1		WHI18000585	3	<0.1
DDLS-18-10	1473353	241.00	242.00	1.00	FMV		bleached, weak silicification	w					5		0.5		WHI18000585	<2	<0.1
DDLS-18-10	1473354	242.00	243.00	1.00	FMV		fractured, bleached FMV, red-purple hem fractures like bottom of 18-04	w					5		0.5		WHI18000585	<2	1.4
DDLS-18-10	1473355	243.00	244.00	1.00	FMV		bleached FMV, red-purple hem fractures like bottom of 18-04						5		0.5		WHI18000585	<2	<0.1
DDLS-18-10	1473356	244.00	245.06	1.06	FMV		bleached FMV, red-purple hem fractures like bottom of 18-04						5		0.5		WHI18000585	<2	<0.1

LUCKYSTRIKE RESOURCES LTD.

Drill Hole	DDLS-18-11	**Property**	Lucky Strike	**Zone**	Monte Carlo

Coordinates (UTM NAD 83)					
Easting	589366	**Northing**	7013132	**Elevation (m)**	525
Survey by	Dan Ferraro	**Survey Method**	GPS Garmin 60CSx	**Date**	July 19, 2017

Summary					
Depth (m)	99.06	**Azimuth**	230	**Dip**	-55
Core Size	HTW	**Casing (ft)**	45	**Logged By**	Dan Ferraro
Drill Company	Kluane Drilling Ltd.	**Drill Rig**	KD 600-2		
Drill Start Date	July 4, 2018	**Drill Comp Date**	July 6, 2018		
Log Start Date	July 5, 2018	**Log Comp Date**	July 6, 2018		
Final casing	removed	**Core Location**	Monte Carlo Camp		
Comments	Drilling SW end of TR-2016-10	**Claim #**	Au 92		

Samples			
Sample Numbers	1473357 - 1473459		
Number	103	**Lab**	Bureau Veritas
Cut by	Ethan	**Date Shipped**	August 5, 2018

Down Hole Survey

Depth (m)	Measured Azm.	Corrected Azm.	Dip	Magnetic Field (nT)	Temperature
30.00	213.8	233.23	-56.8	57611	14
85.00	213.5	232.93	-57.2	57463	11
99.00	213.8	233.23	-57.4	57548	11

From	To	Rock Code 1	Rock Code 2	Description
0.00	4.00	OB		Overburden
4.00	85.34	OG		Orthogneiss. Typical of area. Limonitic. Orange-brown colour with sections of more dioritic orthogneiss or chlorite alteration. Fine grained, limonitic black pyrite sporadic throughout.
				4.0 - 6.1m: rubble, decomposed orthogneiss
				6.1 - 8.25m: fractured chl alt OG
			Fx	8.25 - 11.27m: rubble/decomposed
			QV	11.27 - 12.19m: less fractured lim OG and grey qtz vein (20 cm thick)
				12.19 - 13.72m: fractured to decomposed lim OG, qtz vein at 13.35m with 1% lim py
				13.72 - 16.95m: lim OG, fabric at 65dtca, 1% qtz follows fabric, at 16.46 4cm thick qtz (65dtca) grey qtz colour with lim py 1%, mg lim py at 16.68m
			Fault	16.9 - 17.92m: rubble zone
				17.92 - 27.43m: decomposed to fractured chl alt OG (fabric 60-70 dtca) 2% qtz vein
			DOG	27.43 - 30.14m: zone of chloritic shist or dioritic OG, 4% qtz, trace lim py with qtz vein
				28.52- 28.70m: ductile deformed qtz veins
				30.14 - 40.60m: typical limonitic orange orthogneiss
				31.10 - 31.55m: qtz zone with spec hem and lim py trace
				32.54m: qtz vein (3cm) with lim py fg to mg 2%
				35 - 35.40m: series of qtz veins, 50-60dtca that are alt by lim
				38.02m: spec hem in randomly orientated veins found in a qtz/albite one
				38.70 - 38.80m: qtz vein (65-70dtca) and rounded qtz clast (5cmx2cm)
			DOG	40.60 - 43.07m: chloritic OG zone with 2% qtz
			Fault	41.65 - 42.11m: rubble and sand, fault gouge
				43.07 - 53.84m: typical limonitic OG
				44.95m: disseminated vfg-fg lim py
				45.34m: qtz albite vein (50dtca)
				46.05m: disseminated lim py
				48.51 - 48.91m: fractured qtz or silica-flooded orthogneiss
				50.44 - 51.40m rubble/decomposed zone
				52.14-52.52m brittle fractured qtz vein with lim alt and lim py
			SHOG	53.05 -75.48m: transition to silcificed hematitc OG with thin qtz and hem (2-3%)
				54.80m: minor disseminated fresh py
				56.44m: trace lim py disseminated
				56.60m: fresh mg py occurring along fracture at 55 dtca
				56.71m: disseminated lim py
				56.87m: qtz vein 1 cm thick 85dtca no py
				57 - 57.30m: chl alt OG, dark green chl alt
			Fx	57.50 - 58.05m: fracture zone
			Fx	59.84 - 60.50m: fracture zone
			BX	60.50 - 61.38m: unique breccia zone. Light grey-blue silicified breccia zone with dark grey angular breccia clasts up to 2cm. Some clasts have qtz inclusions. Orange limonitic fractures crosscutting. Little to no visible pyrite.
				61.38m: silicified hematitic orthogneiss continues with limonitic staining
			BX	62.85 - 63.20m: light tan colour weak breccia zone with qtz clasts, vfg to mg
				63.50 - 64.75m: chl alt OG dark green zone, fabric 60 dtca and 1% qtz
				65.59m: brecciated qtz vein 1.5 cm thick, clasts consist of fg to mg of SHOG material
				66 - 67m: rubble zone of SHOG
				68.17 - 69.58m: zone of fractured qtz and albite with discordant hem and lim veins crosscutting
				68.75 - 69.19m: fractured albite/qtz
				69.19 - 69.39m: fractured chl alt OG
			Fx	69.39 - 70.50m: rubble zone
			DCOG	70.50 - 71m: decomposed OG but in place
			SHOG	71m: sil hem OG as above
			Fx	73.15 - 74m: rubble zone
				74 - 75.48m: fractured SHOG
			SOG	75.48 - 85.34m: gradation to less hematitic, but still more silicified orthogneiss. Fairly fractured throughout with ~10% quartz veining.
			Fx	78.49 - 82.18m: fractured to rubble zone
				82.60 - 82.79m: weakly brecciated SOG zone with fresh disseminated py
				82.79 - 84.2m: weakly brecciated SOG zone
			DCOG	84.2 - 85.34: gradational zone decomposed orthogneiss into shear
85.34	88.12	SHR		Shear zone. Typical appearance as seen in other holes. Black plasticine-like material with sporadic clasts of wacke or orthogneiss.
88.12	91.31	SHR	W	Sections of black SHR mixed with 10-20cm sections of greywacke.

From	To	Rock Code 1	Rock Code 2	Description
91.31	92.27	SHR		Black shear zone clay with few clasts.
92.27	99.06	S	SHR	Soft grey-dark grey siltstone mixed wacke and shear clay. Wacke zones at (94.49-95.07) and (96.11-96.18).
99.06		EOH		End of hole

Drill Hole	Sample Number	From (m)	To (m)	Length (m)	Rock Code 1	Rock Code 2	Description	Alteration (w, m, s)					Veinlets (%)		Sulphide %		Certificate	Au (ppb)	Ag (ppm)
								Sil	Ser	Chl	Cb	Ep	QS	QCS	Py	Po			
DDLS-18-11	1473357	1.52	3.05	1.53	OG		rock chips, consolidated mud, poor recovery										WHI18000586	<2	0.6
DDLS-18-11	1473358	3.05	4.57	1.52	OG		rock chips, consolidated mud, good recovery										WHI18000586	<2	0.6
DDLS-18-11	1473359	4.57	6.10	1.53	OG		rock chips, fractured rock, good recovery										WHI18000586	<2	0.2
DDLS-18-11	1473360	6.10	7.62	1.52	OG	chl	fractured chloritic OG			m							WHI18000586	<2	<0.1
DDLS-18-11	1473361	7.62	9.00	1.38	OG		very poor recovery, OG chips										WHI18000586	<2	0.1
DDLS-18-11	1473362	9.00	10.00	1.00	OG		good recovery again. Fractured, rock chips and competent core. Limonitic OG with qtz vein chips						5				WHI18000586	<2	<0.1
DDLS-18-11	1473363	10.00	11.00	1.00	OG		fractured lim OG w qtz vein chips						10				WHI18000586	32	0.3
DDLS-18-11	1473364	11.00	12.00	1.00	OG		fractured but competent core. Translucent qtz vein with lim fx						16		0.5		WHI18000586	2	0.2
DDLS-18-11	1473365	12.00	13.00	1.00	OG		fractured lim OG						5		tr		WHI18000586	<2	0.2
DDLS-18-11	1473366	13.00	14.00	1.00	OG		competent lim OG w qtz veining and lim py						10		2		WHI18000586	2	0.1
DDLS-18-11	1473367	14.00	15.00	1.00	OG		lim OG						2		1		WHI18000586	<2	<0.1
DDLS-18-11	1473368	15.00	16.00	1.00	OG		lim OG						1		0.5		WHI18000586	<2	<0.1
DDLS-18-11	1473369	16.00	17.00	1.00	OG	QV	lim OG, 4cm grey qtz vn after hem fx. Good py in wallrock						6		3		WHI18000586	237	0.7
DDLS-18-11	1473370	17.00	18.00	1.00	OG	chl	rubble, fx core grading to chl OG			w							WHI18000586	2	0.8
DDLS-18-11	1473371	18.00	19.00	1.00	OG	chl	chloritic OG			m			5		tr		WHI18000586	10	<0.1
DDLS-18-11	1473372	19.00	20.00	1.00	OG	chl	chloritic OG			m			5		tr		WHI18000586	<2	0.1
DDLS-18-11	1473373	20.00	21.00	1.00	OG		fractured core, brecciated qtz veining						20		0.5		WHI18000586	<2	0.2
DDLS-18-11	1473374	21.00	22.00	1.00	OG	chl	fractured chl OG			m			10		tr		WHI18000586	4	0.2
DDLS-18-11	1473375						BLANK - CDN-BL-9										WHI18000586	<2	0.5
DDLS-18-11	1473376						STANDARD - CDN-CM-25										WHI18000586	238	0.6
DDLS-18-11	1473377	22.00	23.00	1.00	OG		grading back to lim OG						10		tr		WHI18000586	<2	<0.1
DDLS-18-11	1473378	23.00	24.00	1.00	OG		fractured lim OG										WHI18000586	115	0.4
DDLS-18-11	1473379	24.00	25.00	1.00	OG		fractured lim OG										WHI18000586	28	<0.1
DDLS-18-11	1473380	25.00	26.00	1.00	OG		fractured lim OG						5				WHI18000586	4	<0.1
DDLS-18-11	1473381	26.00	27.43	1.43	OG		fractured lim OG, poor recovery						5		tr		WHI18000586	2	0.2
DDLS-18-11	1473382	27.43	28.96	1.53	OG	chl	fractured chl OG, deformed qtz veining			m			15				WHI18000586	<2	<0.1
DDLS-18-11	1473383	28.96	30.00	1.04	OG	chl	chl OG w hem fx			m			4		tr		WHI18000586	<2	<0.1
DDLS-18-11	1473384	30.00	31.00	1.00	OG		contact back to lim OG, more altered								tr		WHI18000586	5	<0.1
DDLS-18-11	1473385	31.00	32.00	1.00	OG	SOGSH	albite altered lim OG, minor silicification w spec hem, vfg-fg py	w							2		WHI18000586	5	<0.1
DDLS-18-11	1473386	32.00	32.70	0.70	OG		albite altered lim OG, minor chl, fg-mg py	w					10		3		WHI18000586	5	<0.1
DDLS-18-11	1473387	32.70	33.80	1.10	OG		fractured lim-chl OG, semi decomposed								tr		WHI18000586	2	<0.1
DDLS-18-11	1473388	33.80	35.00	1.20	OG		lim OG						5		0.5		WHI18000586	16	<0.1
DDLS-18-11	1473389	35.00	36.00	1.00	OG		lim OG, albite alt						6		1		WHI18000586	<2	<0.1
DDLS-18-11	1473390	36.00	37.00	1.00	OG		lim OG, albite alt								tr		WHI18000586	19	<0.1
DDLS-18-11	1473391	37.00	38.00	1.00	OG		fractured lim OG, hem fx										WHI18000586	3	<0.1
DDLS-18-11	1473392	38.00	39.00	1.00	OG		lim OG, hem fx, minor spec hem						10		tr		WHI18000586	19	<0.1
DDLS-18-11	1473393	39.00	40.00	1.00	OG		lim OG						3				WHI18000586	36	0.1
DDLS-18-11	1473394	40.00	41.00	1.00	OG		lim OG grading to chl OG										WHI18000586	4	<0.1
DDLS-18-11	1473395	41.00	42.00	1.00	OG		chl OG and lim OG, grading to DCOG										WHI18000586	<2	<0.1
DDLS-18-11	1473396	42.00	43.00	1.00	OG		lim-chl OG						6		tr		WHI18000586	<2	0.1
DDLS-18-11	1473397	43.00	44.00	1.00	OG		lim OG w hem fx						5		tr		WHI18000586	3	0.3
DDLS-18-11	1473398	44.00	45.00	1.00	OG		lim OG, minor py								1		WHI18000586	<2	<0.1
DDLS-18-11	1473399	45.00	46.00	1.00	OG		lim OG w hem fx						6		0.5		WHI18000586	<2	<0.1
DDLS-18-11	1473400						BLANK - CDN-BL-9										WHI18000586	7	0.4
DDLS-18-11	1473401						STANDARD - CDN-GS-6B										WHI18000586	6526	0.4
DDLS-18-11	1473402	46.00	47.00	1.00	OG		lim OG w hem fx						2		tr		WHI18000586	<2	<0.1
DDLS-18-11	1473403	47.00	48.00	1.00	OG		lim OG w hem fx						2		tr		WHI18000586	3	<0.1
DDLS-18-11	1473404	48.00	49.00	1.00	OG	SOG	lim OG with about 0.6m of silicified rock (silica flooded) 48.5-49	m					10		0.5		WHI18000586	3	<0.1
DDLS-18-11	1473405	49.00	50.00	1.00	OG		fractured lim OG								tr		WHI18000586	11	<0.1
DDLS-18-11	1473406	50.00	51.00	1.00	OG	DCOG	fractured lim OG, partially decomposed										WHI18000586	8	<0.1
DDLS-18-11	1473407	51.00	52.00	1.00	OG		fractured lim OG										WHI18000586	<2	<0.1
DDLS-18-11	1473408	52.00	53.00	1.00	OG	BXOV	lim OG with brecciated qtz veining, minor lim py						35		1		WHI18000586	<2	0.4
DDLS-18-11	1473409	53.00	54.00	1.00	OG	SHOG	gradation to silicified hem OG w qtz veinlets	w					5		tr		WHI18000586	<2	<0.1
DDLS-18-11	1473410	54.00	55.00	1.00	OG	SHOG	fractured sil hem OG	m					10		tr		WHI18000586	2	0.1
DDLS-18-11	1473411	55.00	56.00	1.00	OG	SHOG	purple hem sil OG	w					6		tr		WHI18000586	2	<0.1

Drill Hole	Sample Number	From (m)	To (m)	Length (m)	Rock Code 1	Rock Code 2	Description	Alteration (w, m, s)					Veinlets (%)		Sulphide %		Certificate	Au (ppb)	Ag (ppm)
								Sil	Ser	Chl	Cb	Ep	QS	QCS	Py	Po			
DDLS-18-11	1473412	56.00	57.00	1.00	OG	SHOG	more limonitic w hem. Nice hem fx at 55 degrees w mg fresh py	w					10		2		WHI18000586	<2	0.3
DDLS-18-11	1473413	57.00	58.00	1.00	OG	SHOG	darker lim OG, fractured	w					5		tr		WHI18000586	17	<0.1
DDLS-18-11	1473414	58.00	59.00	1.00	OG	SHOG	competent hem-lim OG	w					5		tr		WHI18000586	3	0.1
DDLS-18-11	1473415	59.00	60.00	1.00	OG	SHOG, BXQV	fractured hem OG, brecciated QV	w					10		tr		WHI18000586	72	0.9
DDLS-18-11	1473416	60.00	60.80	0.80	OG	SOG	fractured lim OG	m							tr		WHI18000586	887	3.5
DDLS-18-11	1473417	60.80	61.40	0.60	OG	BXOG, SOG	breccia zone, angular grey clasts, silicified	m							tr		WHI18000586	581	1.8
DDLS-18-11	1473418	61.40	62.00	0.60	OG	SOG, BXOG	finer breccia, limonitic	m					5		tr		WHI18000586	45	<0.1
DDLS-18-11	1473419	62.00	63.00	1.00	OG	SHOG, BXOG	lim-hem fine breccia	m					2		tr		WHI18000586	53	<0.1
DDLS-18-11	1473420	63.00	64.00	1.00	OG	SHOG, BXOG	lim-hem fine breccia	m					8		tr		WHI18000586	44	<0.1
DDLS-18-11	1473421	64.00	65.00	1.00	OG	SOG, BXOG	darker grey OG, weak bx	m					5		tr		WHI18000586	15	<0.1
DDLS-18-11	1473422	65.00	66.00	1.00	OG	SHOG, BXOG	sil hem OG, weak bx	m							tr		WHI18000586	3	<0.1
DDLS-18-11	1473423	66.00	67.00	1.00	OG	SOG	fractured lim OG, mashed up flt gouge? At 67m	w					6		tr		WHI18000586	13	<0.1
DDLS-18-11	1473424	67.00	68.00	1.00	OG	SHOG	fractured lim-hem OG	w							tr		WHI18000586	4	0.2
DDLS-18-11	1473425						BLANK - CDN-BL-9										WHI18000586	4	0.3
DDLS-18-11	1473426						STANDARD - CDN-CGS-7										WHI18000586	999	3.1
DDLS-18-11	1473427	68.00	69.00	1.00	OG	SHOG, BXOG	fractured lim-hem OG, weak bx	w					20		tr		WHI18000586	3	0.2
DDLS-18-11	1473428	69.00	70.00	1.00	OG	BXQV	completely fractured, mostly silicified qtz vein material	m					85				WHI18000586	5	0.1
DDLS-18-11	1473429	70.00	71.00	1.00	OG	BXQV, DC	completely fractured, mostly silicified qtz vein material, grading to decomposed at end of sample	m					70				WHI18000586	6	0.2
DDLS-18-11	1473430	71.00	72.00	1.00	OG	DCOG	decomposed qtz vein material?						50				WHI18000586	9	0.1
DDLS-18-11	1473431	72.00	73.00	1.00	OG	SHOG	competent sil hem OG, weak bx	m					10		tr		WHI18000586	4	<0.1
DDLS-18-11	1473432	73.00	74.00	1.00	OG	SHOG	fractured sil hem OG	m					5		tr		WHI18000586	9	0.2
DDLS-18-11	1473433	74.00	75.00	1.00	OG	SHOG	sil hem OG	m					12		tr		WHI18000586	6	0.2
DDLS-18-11	1473434	75.00	76.00	1.00	OG	SHOG	sil hem OG	m					20		tr		WHI18000586	5	0.2
DDLS-18-11	1473435	76.00	77.00	1.00	OG	SHOG, BXOG	sil hem OG, less hematite, more brecciated	m					5		tr		WHI18000586	21	0.2
DDLS-18-11	1473436	77.00	78.00	1.00	OG	SOG, BXOG	grey brecciated strongly silicified OG	s					30		tr		WHI18000586	32	0.2
DDLS-18-11	1473437	78.00	79.25	1.25	OG	SOG, BXOG	fractured silicified OG	m					10				WHI18000586	8	<0.1
DDLS-18-11	1473438	79.25	80.77	1.52	OG	SOG, BXOG	fractured silicified OG, rubble	w					20				WHI18000586	7	0.3
DDLS-18-11	1473439	80.77	82.30	1.53	OG	SOG, BXOG	fractured silicified OG	w					20				WHI18000586	5	<0.1
DDLS-18-11	1473440	82.30	83.00	0.70	OG	SHOG, BXOG	competent hem-sil OG with fresh py	m					25		3		WHI18000586	7	<0.1
DDLS-18-11	1473441	83.00	83.50	0.50	OG	SOG, BXOG	silicified grey breccia with fault gouge	m					10		1		WHI18000586	6	<0.1
DDLS-18-11	1473442	83.50	84.20	0.70	OG	SOG, BXOG	silicified grey breccia with abundant fresh py	m					10		6		WHI18000586	23	1
DDLS-18-11	1473443	84.20	85.34	1.14	OG	DCOG	decomposed OG grading to clay before contact, consolidated										WHI18000586	7	0.9
DDLS-18-11	1473444	85.34	86.00	0.66	SHR		black clay with sparse frags of wacke										WHI18000586	7	<0.1
DDLS-18-11	1473445	86.00	87.00	1.00	SHR		black clay with sparse frags of wacke										WHI18000586	4	<0.1
DDLS-18-11	1473446	87.00	88.00	1.00	SHR		black clay with larger frags of wacke										WHI18000586	3	<0.1
DDLS-18-11	1473447	88.00	89.00	1.00	W	SHR	contact to wacke with sections of black clay (70/30)										WHI18000586	4	<0.1
DDLS-18-11	1473448	89.00	90.00	1.00	W	SHR	wacke with sections of black clay (80/20)										WHI18000586	3	<0.1
DDLS-18-11	1473449	90.00	91.00	1.00	W	SHR	wacke with sections of black clay (60/40)										WHI18000586	4	0.6
DDLS-18-11	1473450						BLANK - CDN-BL-9										WHI18000586	5	0.5
DDLS-18-11	1473451						STANDARD - CDN-CM-25										WHI18000586	219	0.6
DDLS-18-11	1473452	91.00	92.00	1.00	S	SHR	siltstone with mostly black clay (20/80)										WHI18000586	3	<0.1
DDLS-18-11	1473453	92.00	93.00	1.00	S	SHR	siltstone with sections of black clay (70/30)										WHI18000586	<2	<0.1
DDLS-18-11	1473454	93.00	94.00	1.00	S	SHR	soft siltstone with sections of black clay (60/40)										WHI18000586	6	<0.1
DDLS-18-11	1473455	94.00	95.00	1.00	S	W	soft siltstone with section of hard wacke (60/40)										WHI18000586	4	0.2
DDLS-18-11	1473456	95.00	96.00	1.00	S		soft siltstone										WHI18000586	2	0.2
DDLS-18-11	1473457	96.00	97.00	1.00	S	SHR	siltstone with small section of SHR										WHI18000586	3	<0.1
DDLS-18-11	1473458	97.00	98.00	1.00	S		siltstone										WHI18000586	2	0.1
DDLS-18-11	1473459	98.00	99.06	1.06	S		siltstone										WHI18000586	4	<0.1

Appendix VII: Drilling Assay Certificates

Contents

- DDLS-18-01: Certificate WHI18000203.1
- DDLS-18-02: Certificate WHI18000264.1
- DDLS-18-03: Certificate WHI18000265.1
- DDLS-18-04: Certificate WHI18000266.1
- DDLS-18-05: Certificate WHI18000325.1
- DDLS-18-06: Certificates WHI18000395.1 and WHI18000396.1
- DDLS-18-07: Certificate WHI18000438.1
- DDLS-18-08: Certificate WHI18000461.1
- DDLS-18-09: Certificate WHI18000523.1
- DDLS-18-10: Certificates WHI18000583.1, WHI18000584.1, and WHI18000585.1
- DDLS-18-11: Certificate WHI18000586.1

DDLS-18-01 Assay Certificate WHI18000203.1

BUREAU VERITAS
MINERAL LABORATORIES
Canada

www.bureauveritas.com/um

Bureau Veritas Commodities Canada Ltd.
9050 Shaughnessy St Vancouver British Columbia V6P 6E5 Canada
PHONE (604) 253-3158

Client: **Goldstrike Resources Ltd.**
1010 - 1130 West Pender St.
Vancouver British Columbia V6E 4A4 Canada

Submitted By: Dan Ferraro
Receiving Lab: Canada-Whitehorse
Received: June 29, 2018
Report Date: October 18, 2018
Page: 1 of 3

CERTIFICATE OF ANALYSIS WHI18000203.1

CLIENT JOB INFORMATION

Project: LUC
Shipment ID: DDLS-18-01
P.O. Number
Number of Samples: 54

SAMPLE DISPOSAL

STOR-PLP Store After 90 days Invoice for Storage
STOR-RJT Store After 60 days Invoice for Storage

Bureau Veritas does not accept responsibility for samples left at the laboratory after 90 days without prior written instructions for sample storage or return.

SAMPLE PREPARATION AND ANALYTICAL PROCEDURES

Procedure Code	Number of Samples	Code Description	Test Wgt (g)	Report Status	Lab
PRP70-250	50	Crush, split and pulverize 250 g rock to 200 mesh			WHI
SLBHP	4	Sort, label and box pulps			WHI
FA350-Au	54	50g Fire assay fusion Au by ICP-ES	50	Completed	VAN
EN002	54	Environmental disposal charge-Fire assay lead waste			VAN
MA200	54	4 Acid digestion ICP-MS analysis	0.25	Completed	VAN
AQ200-HG	54	Hg by AR digestion ICP-MS analysis	0.5	Completed	VAN
SHP01	54	Per sample shipping charges for branch shipments			VAN
FA550	0	Lead collection fire assay 50G fusion - Grav finish	50	Completed	VAN

ADDITIONAL COMMENTS

Invoice To: Goldstrike Resources Ltd.
1010 - 1130 West Pender St.
Vancouver British Columbia V6E 4A4
Canada

CC: Daithi Mac Gerailt

BRITISH COLUMBIA CERTIFIED ASSAYER
Marcus Lau
MARCUS LAU
Production Manager

This report supersedes all previous preliminary and final reports with this file number dated prior to the date on this certificate. Signature indicates final approval; preliminary reports are unsigned and should be used for reference only.
All results are considered the confidential property of the client. Bureau Veritas assumes the liabilities for actual cost of analysis only. Results apply to samples as submitted.
"*" asterisk indicates that an analytical result could not be provided due to unusually high levels of interference from other elements.

BUREAU VERITAS
MINERAL LABORATORIES
Canada

www.bureauveritas.com/um

Bureau Veritas Commodities Canada Ltd.

9050 Shaughnessy St Vancouver British Columbia V6P 6E5 Canada
PHONE (604) 253-3158

Client: **Goldstrike Resources Ltd.**
1010 - 1130 West Pender St.
Vancouver British Columbia V6E 4A4 Canada

Project: LUC
Report Date: October 18, 2018

CERTIFICATE OF ANALYSIS WHI18000203.1

	Method	WGHT	FA350	MA200	MA200	MA200	MA200	MA200	MA200	MA200	MA200	MA200	MA200	MA200	MA200	MA200	MA200	MA200	MA200	MA200	MA200
	Analyte	Wgt	Au	Mo	Cu	Pb	Zn	Ag	Ni	Co	Mn	Fe	As	U	Th	Sr	Cd	Sb	Bi	V	Ca
	Unit	kg	ppb	ppm	ppm	ppm	ppm	ppm	ppm	ppm	ppm	%	ppm	ppm	ppm	ppm	ppm	ppm	ppm	ppm	%
	MDL	0.01	2	0.1	0.1	0.1	1	0.1	0.1	0.2	1	0.01	1	0.1	0.1	1	0.1	0.1	0.1	1	0.01
1472001	Drill Core	1.59	2118	0.8	107.0	37.8	117	7.7	4.6	16.8	405	2.49	11	0.4	4.3	177	2.1	2.5	0.1	64	1.20
1472002	Drill Core	2.08	9	0.5	28.3	7.1	29	3.1	3.1	10.9	440	2.34	6	0.4	5.0	159	0.1	0.8	<0.1	52	1.50
1472003	Drill Core	1.68	137	0.8	22.2	10.3	28	8.7	3.2	11.9	397	2.13	5	0.3	4.1	162	0.2	4.3	<0.1	46	1.90
1472004	Drill Core	2.30	4	1.8	13.9	8.6	52	0.8	5.7	15.2	649	3.34	8	0.4	2.8	155	<0.1	2.9	<0.1	95	3.45
1472005	Drill Core	2.98	12	1.1	16.3	8.9	33	0.7	3.9	5.0	446	2.44	4	0.3	3.3	94	0.1	1.9	<0.1	54	2.35
1472006	Drill Core	2.59	5	3.1	45.1	6.1	32	0.9	3.3	8.8	425	2.31	16	0.2	2.6	172	0.1	1.0	<0.1	51	3.03
1472007	Drill Core	3.82	70	2.0	35.4	9.0	37	0.9	3.7	13.7	551	2.69	22	0.3	3.0	166	<0.1	1.3	<0.1	59	2.06
1472008	Drill Core	3.46	180	2.9	36.6	7.7	50	1.4	6.2	16.7	783	3.61	10	0.4	1.9	203	0.1	0.6	<0.1	82	2.54
1472009	Drill Core	1.80	86	3.1	25.6	8.4	41	1.5	5.0	15.7	988	3.12	12	0.4	2.3	142	0.2	1.3	<0.1	67	2.78
1472010	Drill Core	2.72	313	17.8	24.8	7.8	36	1.2	4.6	15.2	688	2.42	9	0.4	2.0	116	<0.1	1.6	<0.1	53	3.11
1472011	Drill Core	2.54	32	1.8	17.7	6.1	31	2.6	3.7	7.8	415	2.46	18	0.5	2.9	160	<0.1	0.9	<0.1	52	1.16
1472012	Drill Core	2.30	9	0.6	9.6	4.6	32	0.3	2.7	8.4	372	2.61	15	0.6	3.6	238	<0.1	0.3	<0.1	57	2.00
1472013	Drill Core	2.43	11	0.9	14.1	9.0	46	0.6	6.1	10.4	448	2.77	17	0.8	4.2	339	<0.1	0.6	<0.1	65	2.36
1472014	Drill Core	2.84	2	0.7	15.9	13.5	66	0.2	12.8	9.4	451	2.41	11	1.2	5.8	436	<0.1	0.3	<0.1	71	2.22
1472015	Drill Core	2.90	3	0.6	23.2	9.7	54	0.3	10.0	13.8	520	2.79	7	0.9	4.5	375	<0.1	0.5	<0.1	67	2.24
1472016	Drill Core	3.34	5	0.6	12.5	5.1	37	0.3	2.9	8.8	499	2.60	6	0.5	3.4	182	<0.1	0.4	<0.1	58	2.68
1472017	Drill Core	4.22	7	0.7	28.4	4.5	54	0.2	5.0	12.3	717	3.64	5	0.5	2.6	112	<0.1	0.2	<0.1	87	4.01
1472018	Drill Core	4.89	5	0.8	33.4	4.9	49	0.1	6.6	14.0	819	3.33	5	0.6	3.1	178	<0.1	0.4	<0.1	91	3.79
1472019	Drill Core	4.15	11	12.5	18.0	4.1	65	0.1	13.3	17.7	777	4.07	5	0.5	1.7	185	<0.1	0.4	<0.1	150	4.27
1472020	Drill Core	3.00	<2	0.4	3.6	4.9	18	<0.1	2.3	5.3	233	1.06	2	<0.1	0.2	314	<0.1	0.4	<0.1	23	1.33
1472021	Drill Core	3.71	4	1.5	31.3	4.9	67	2.0	11.6	20.7	769	4.27	4	0.5	1.1	300	<0.1	0.2	<0.1	146	4.20
1472022	Drill Core	3.59	253	23.0	48.1	9.3	60	1.1	6.3	20.2	803	4.29	8	1.4	1.7	204	<0.1	0.6	0.1	116	4.18
1472023	Drill Core	3.25	107	6.9	39.8	5.7	53	0.3	4.7	21.9	710	3.96	7	0.7	1.9	215	<0.1	0.3	<0.1	111	4.00
1472024	Drill Core	3.64	3	2.8	43.3	4.7	49	0.1	4.1	17.3	776	3.53	4	0.6	1.6	238	<0.1	0.3	<0.1	91	4.56
1472025	Rock Pulp	0.06	3	3.1	23.0	4.1	43	0.5	21.6	10.9	480	2.58	4	0.8	1.8	244	0.4	0.8	<0.1	82	1.84
1472026	Rock Pulp	0.09	491	50.0	>10000	997.6	>10000	57.7	17.1	3.1	722	12.58	118	4.1	0.2	50	243.9	46.9	10.6	40	1.58
1472027	Drill Core	4.02	<2	1.3	33.7	6.0	63	0.1	4.6	24.1	668	3.66	5	0.7	2.0	288	<0.1	0.2	<0.1	91	3.23
1472028	Drill Core	2.14	<2	0.3	13.6	5.5	27	0.1	2.3	6.5	379	1.79	3	0.3	0.6	486	<0.1	0.3	<0.1	40	2.96
1472029	Drill Core	4.02	3	0.3	60.0	4.0	61	0.1	4.7	19.3	662	4.25	4	0.7	1.9	272	<0.1	0.2	<0.1	126	3.05
1472030	Drill Core	3.52	2	0.4	38.0	4.1	47	<0.1	3.3	16.6	599	3.27	3	0.7	2.0	262	<0.1	0.1	<0.1	86	2.67

This report supersedes all previous preliminary and final reports with this file number dated prior to the date on this certificate. Signature indicates final approval; preliminary reports are unsigned and should be used for reference only.

BUREAU VERITAS MINERAL LABORATORIES Canada

www.bureauveritas.com/um

Bureau Veritas Commodities Canada Ltd.

9050 Shaughnessy St Vancouver British Columbia V6P 6E5 Canada
PHONE (604) 253-3158

Client: **Goldstrike Resources Ltd.**
1010 - 1130 West Pender St.
Vancouver British Columbia V6E 4A4 Canada

Project: LUC
Report Date: October 18, 2018

CERTIFICATE OF ANALYSIS WHI18000203.1

	Method	MA200	MA200	MA200	MA200	MA200	MA200	MA200	MA200	MA200	MA200	MA200	MA200	MA200	MA200	MA200	MA200	MA200	MA200	MA200	MA200
	Analyte	P	La	Cr	Mg	Ba	Ti	Al	Na	K	W	Zr	Ce	Sn	Y	Nb	Ta	Be	Sc	Li	S
	Unit	%	ppm	ppm	%	ppm	%	%	%	%	ppm	ppm	ppm	ppm	ppm	ppm	ppm	ppm	ppm	ppm	%
	MDL	0.001	0.1	1	0.01	1	0.001	0.01	0.001	0.01	0.1	0.1	1	0.1	0.1	0.1	0.1	1	1	0.1	0.1
1472001	Drill Core	0.033	15.2	7	0.16	192	0.159	6.42	3.431	0.74	15.3	5.8	33	0.8	6.8	2.0	0.1	<1	7	13.5	<0.1
1472002	Drill Core	0.026	18.1	6	0.09	167	0.136	6.59	4.308	0.41	13.3	6.3	38	0.7	5.9	1.9	0.1	<1	7	7.4	<0.1
1472003	Drill Core	0.027	15.6	5	0.11	155	0.116	6.08	2.614	0.46	34.9	6.9	30	0.9	7.7	2.0	0.1	<1	5	15.9	<0.1
1472004	Drill Core	0.042	9.8	7	0.33	199	0.231	6.91	0.084	0.95	1.5	4.2	23	1.0	8.7	2.4	0.2	1	15	33.1	<0.1
1472005	Drill Core	0.029	13.8	7	0.16	157	0.143	5.78	1.812	0.70	2.6	4.5	28	0.3	5.2	1.6	<0.1	<1	8	14.7	<0.1
1472006	Drill Core	0.032	9.0	6	0.15	149	0.124	6.09	2.318	0.59	3.0	3.5	19	0.5	4.0	1.4	<0.1	<1	6	15.2	<0.1
1472007	Drill Core	0.034	10.7	5	0.14	183	0.156	6.53	2.655	0.80	2.1	3.5	24	0.7	5.2	1.7	<0.1	<1	10	16.1	<0.1
1472008	Drill Core	0.041	9.6	7	0.16	191	0.162	6.95	3.443	0.85	3.5	4.3	24	0.6	5.5	1.7	<0.1	<1	14	14.3	<0.1
1472009	Drill Core	0.037	10.4	5	0.13	190	0.137	6.35	3.023	0.79	6.0	5.0	25	0.6	5.1	1.6	<0.1	<1	14	14.9	<0.1
1472010	Drill Core	0.035	9.6	5	0.10	151	0.129	4.94	1.173	0.54	10.6	4.5	23	1.0	4.9	1.7	<0.1	<1	12	27.1	<0.1
1472011	Drill Core	0.031	10.6	5	0.27	252	0.192	7.04	2.438	1.18	15.0	5.8	24	0.5	9.8	3.2	0.2	<1	10	20.6	<0.1
1472012	Drill Core	0.035	9.1	4	0.39	395	0.215	7.08	2.950	1.39	2.3	6.0	21	0.6	13.2	4.2	0.3	<1	11	13.3	<0.1
1472013	Drill Core	0.045	11.2	13	0.29	743	0.236	7.04	2.921	1.93	4.1	22.3	25	1.0	11.5	4.7	0.3	<1	11	9.1	<0.1
1472014	Drill Core	0.044	13.0	26	0.17	1623	0.226	6.81	2.819	2.09	0.6	48.0	27	1.6	10.0	5.0	0.3	2	8	5.1	<0.1
1472015	Drill Core	0.037	11.9	17	0.25	1000	0.213	6.86	2.686	1.90	0.8	26.7	26	1.3	10.8	4.2	0.2	1	10	10.1	<0.1
1472016	Drill Core	0.032	8.4	4	0.28	246	0.175	6.85	2.808	1.11	1.3	5.0	20	0.6	10.7	2.9	0.2	<1	11	13.3	<0.1
1472017	Drill Core	0.043	7.7	8	0.35	268	0.229	6.50	2.000	1.61	1.1	4.1	17	0.4	12.4	2.2	0.1	<1	15	8.6	<0.1
1472018	Drill Core	0.047	8.3	4	0.35	3723	0.200	6.89	1.948	1.38	0.8	6.1	18	0.3	9.8	2.0	0.1	<1	13	14.2	<0.1
1472019	Drill Core	0.067	6.1	5	0.42	369	0.213	7.73	2.945	1.63	0.6	8.7	16	0.5	8.1	0.7	<0.1	<1	18	13.6	<0.1
1472020	Drill Core	0.010	1.2	1	0.17	363	0.050	7.54	4.630	0.63	0.9	1.3	3	0.3	1.7	0.8	<0.1	<1	2	8.9	<0.1
1472021	Drill Core	0.071	4.9	5	0.54	261	0.266	7.64	3.307	1.19	0.6	9.0	14	0.6	8.3	1.2	<0.1	1	17	14.8	<0.1
1472022	Drill Core	0.057	5.9	7	0.61	265	0.256	6.69	1.813	1.34	0.7	5.4	15	0.9	10.6	1.7	<0.1	1	21	18.8	<0.1
1472023	Drill Core	0.061	7.3	7	0.64	820	0.302	7.24	1.497	1.26	1.1	3.2	18	1.1	13.6	2.8	0.2	1	23	23.1	<0.1
1472024	Drill Core	0.049	7.4	7	0.46	515	0.235	6.66	2.843	0.92	0.7	4.9	19	0.8	13.9	2.5	0.1	<1	16	10.1	<0.1
1472025	Rock Pulp	0.052	8.3	28	0.82	492	0.274	5.34	2.200	0.89	29.1	37.6	19	0.7	13.4	3.5	0.2	<1	11	13.0	<0.1
1472026	Rock Pulp	0.035	2.0	12	2.32	34	0.027	3.92	0.492	0.80	0.5	27.8	7	3.2	5.1	0.3	<0.1	<1	8	6.9	>10
1472027	Drill Core	0.052	7.3	7	0.53	931	0.297	7.15	2.769	1.04	0.5	2.6	18	1.1	14.3	3.1	0.2	<1	20	13.3	<0.1
1472028	Drill Core	0.020	2.8	3	0.45	2238	0.130	7.35	3.611	0.66	0.3	0.9	7	0.3	6.6	1.9	<0.1	<1	8	11.6	<0.1
1472029	Drill Core	0.078	7.1	8	0.79	3745	0.291	7.65	2.587	1.27	0.7	4.2	19	1.0	14.3	2.1	<0.1	<1	23	17.4	<0.1
1472030	Drill Core	0.054	6.0	6	0.53	450	0.227	7.28	3.055	0.89	0.6	2.3	14	0.9	13.8	2.4	0.1	<1	22	15.4	<0.1

This report supersedes all previous preliminary and final reports with this file number dated prior to the date on this certificate. Signature indicates final approval; preliminary reports are unsigned and should be used for reference only.

BUREAU VERITAS
MINERAL LABORATORIES
Canada

www.bureauveritas.com/um

Bureau Veritas Commodities Canada Ltd.

9050 Shaughnessy St Vancouver British Columbia V6P 6E5 Canada
PHONE (604) 253-3158

Client: **Goldstrike Resources Ltd.**
1010 - 1130 West Pender St.
Vancouver British Columbia V6E 4A4 Canada

Project: LUC
Report Date: October 18, 2018

CERTIFICATE OF ANALYSIS WHI18000203.1

	Method	MA200	MA200	MA200	MA200	MA200	MA200	MA200	AQ200	FA550
	Analyte	Rb	Hf	In	Re	Se	Te	Tl	Hg	Au
	Unit	ppm	ppm	ppm	ppm	ppm	ppm	ppm	ppm	gm/t
	MDL	0.1	0.1	0.05	0.005	1	0.5	0.5	0.01	0.9
1472001	Drill Core	13.5	0.2	<0.05	<0.005	<1	1.9	<0.5	0.19	
1472002	Drill Core	7.8	0.3	<0.05	<0.005	<1	<0.5	<0.5	0.02	
1472003	Drill Core	10.2	0.3	<0.05	<0.005	<1	0.5	<0.5	0.07	
1472004	Drill Core	17.8	0.2	<0.05	<0.005	<1	<0.5	<0.5	<0.01	
1472005	Drill Core	13.3	0.2	<0.05	<0.005	<1	<0.5	<0.5	<0.01	
1472006	Drill Core	11.7	0.1	<0.05	<0.005	<1	<0.5	<0.5	0.02	
1472007	Drill Core	15.1	0.1	<0.05	<0.005	<1	<0.5	<0.5	0.03	
1472008	Drill Core	17.1	0.2	<0.05	<0.005	<1	0.7	<0.5	0.03	
1472009	Drill Core	15.7	0.1	<0.05	<0.005	<1	0.9	<0.5	0.03	
1472010	Drill Core	11.3	0.2	<0.05	<0.005	<1	0.7	<0.5	0.02	
1472011	Drill Core	30.1	0.2	<0.05	<0.005	<1	<0.5	<0.5	<0.01	
1472012	Drill Core	31.5	0.3	0.09	<0.005	<1	<0.5	<0.5	<0.01	
1472013	Drill Core	43.6	0.7	<0.05	<0.005	2	<0.5	<0.5	<0.01	
1472014	Drill Core	72.0	1.5	<0.05	<0.005	<1	<0.5	<0.5	<0.01	
1472015	Drill Core	55.5	0.9	<0.05	<0.005	<1	<0.5	<0.5	<0.01	
1472016	Drill Core	28.8	0.3	<0.05	<0.005	<1	<0.5	<0.5	<0.01	
1472017	Drill Core	38.5	0.2	<0.05	<0.005	1	<0.5	<0.5	<0.01	
1472018	Drill Core	34.5	0.2	<0.05	<0.005	2	0.6	<0.5	<0.01	
1472019	Drill Core	43.8	0.4	<0.05	<0.005	<1	<0.5	<0.5	0.03	
1472020	Drill Core	12.2	<0.1	<0.05	<0.005	<1	<0.5	<0.5	<0.01	
1472021	Drill Core	29.6	0.3	<0.05	<0.005	<1	<0.5	<0.5	<0.01	
1472022	Drill Core	31.9	0.2	0.07	<0.005	<1	1.1	<0.5	0.10	
1472023	Drill Core	34.3	0.2	<0.05	<0.005	<1	<0.5	<0.5	0.02	
1472024	Drill Core	22.8	0.1	<0.05	<0.005	<1	<0.5	<0.5	0.01	
1472025	Rock Pulp	23.0	1.1	<0.05	<0.005	<1	<0.5	<0.5	0.02	
1472026	Rock Pulp	9.9	0.9	9.46	0.011	4	8.8	2.4	2.74	
1472027	Drill Core	27.7	0.2	<0.05	<0.005	1	<0.5	<0.5	<0.01	
1472028	Drill Core	15.3	<0.1	<0.05	<0.005	<1	<0.5	<0.5	<0.01	
1472029	Drill Core	33.0	0.2	<0.05	<0.005	<1	<0.5	<0.5	0.01	
1472030	Drill Core	21.9	0.1	<0.05	<0.005	<1	<0.5	<0.5	0.03	

This report supersedes all previous preliminary and final reports with this file number dated prior to the date on this certificate. Signature indicates final approval; preliminary reports are unsigned and should be used for reference only.

BUREAU VERITAS
MINERAL LABORATORIES
Canada

www.bureauveritas.com/um

Bureau Veritas Commodities Canada Ltd.

9050 Shaughnessy St Vancouver British Columbia V6P 6E5 Canada
PHONE (604) 253-3158

Client: **Goldstrike Resources Ltd.**
1010 - 1130 West Pender St.
Vancouver British Columbia V6E 4A4 Canada

Project: LUC
Report Date: October 18, 2018

CERTIFICATE OF ANALYSIS WHI18000203.1

	Method	WGHT	FA350	MA200	MA200	MA200	MA200	MA200	MA200	MA200	MA200	MA200	MA200	MA200	MA200	MA200	MA200	MA200	MA200	MA200	MA200
	Analyte	Wgt	Au	Mo	Cu	Pb	Zn	Ag	Ni	Co	Mn	Fe	As	U	Th	Sr	Cd	Sb	Bi	V	Ca
	Unit	kg	ppb	ppm	ppm	ppm	ppm	ppm	ppm	ppm	ppm	%	ppm	ppm	ppm	ppm	ppm	ppm	ppm	ppm	%
	MDL	0.01	2	0.1	0.1	0.1	1	0.1	0.1	0.2	1	0.01	1	0.1	0.1	1	0.1	0.1	0.1	1	0.01
1472031	Drill Core	2.73	3	0.4	38.7	3.4	54	0.2	3.5	16.9	515	3.67	3	0.6	2.2	312	<0.1	0.2	<0.1	92	3.23
1472032	Drill Core	4.54	246	1.2	42.2	4.4	51	0.2	3.9	23.8	826	3.94	4	0.6	1.7	221	<0.1	0.2	<0.1	109	3.45
1472033	Drill Core	4.16	73	1.1	34.3	4.0	47	0.3	3.2	17.1	742	3.46	5	0.5	1.4	150	<0.1	0.5	<0.1	98	3.72
1472034	Drill Core	3.01	2	1.6	30.3	6.8	46	0.5	3.5	16.7	743	3.49	15	0.6	1.8	248	0.2	0.9	<0.1	95	4.24
1472035	Drill Core	3.69	15	0.8	43.3	6.2	60	0.1	4.7	20.1	716	3.87	13	0.5	1.7	230	<0.1	0.6	<0.1	101	2.94
1472036	Drill Core	3.62	5	0.9	29.0	7.3	55	<0.1	4.6	15.2	701	3.57	18	0.5	2.0	442	<0.1	1.1	<0.1	103	3.56
1472037	Drill Core	4.53	9	1.0	32.2	5.9	61	0.1	5.1	16.9	950	3.88	13	0.9	2.2	287	<0.1	1.0	<0.1	117	2.28
1472038	Drill Core	4.56	663	1.3	50.1	7.3	57	3.1	4.4	16.7	920	4.31	7	0.7	2.9	297	<0.1	0.7	<0.1	93	3.66
1472039	Drill Core	4.22	22	1.8	30.6	6.4	54	0.2	4.1	14.8	784	4.02	5	0.6	2.3	195	<0.1	0.6	<0.1	104	3.17
1472040	Drill Core	4.54	7	1.6	23.5	14.1	61	<0.1	8.3	15.4	854	4.56	9	0.6	3.6	385	<0.1	1.2	<0.1	129	3.22
1472041	Drill Core	4.95	4	1.8	19.3	52.2	52	0.2	8.8	15.6	1288	4.70	4	0.4	3.6	155	0.3	0.5	0.2	113	3.56
1472042	Drill Core	4.50	<2	0.6	34.0	22.3	70	<0.1	18.8	23.9	1453	5.64	4	0.6	2.2	215	<0.1	0.5	<0.1	201	3.71
1472043	Drill Core	4.71	<2	0.4	29.8	10.5	62	<0.1	13.8	20.1	1365	4.67	3	0.8	2.6	253	0.1	0.3	<0.1	141	4.29
1472044	Drill Core	3.88	<2	0.6	23.4	15.9	70	0.1	24.1	23.2	1150	5.33	6	0.8	2.0	222	<0.1	0.4	0.1	223	3.87
1472045	Drill Core	4.37	<2	1.2	24.6	22.1	64	0.3	22.7	17.2	732	4.44	8	1.3	4.1	191	<0.1	0.4	<0.1	174	2.46
1472046	Drill Core	4.19	3	1.0	12.7	29.6	62	0.2	20.7	13.7	901	3.61	20	2.3	6.9	204	0.2	0.9	0.1	125	2.68
1472047	Drill Core	4.43	6	2.9	21.2	20.1	58	0.4	20.7	18.0	826	3.42	22	2.2	4.8	200	<0.1	0.8	0.1	106	2.92
1472048	Drill Core	4.29	34	7.1	16.2	24.5	47	<0.1	11.5	11.3	732	2.63	15	2.0	9.6	509	<0.1	1.2	0.2	60	3.07
1472049	Drill Core	3.91	2	2.3	20.8	25.7	72	0.2	20.0	11.5	627	2.63	26	3.2	12.3	338	0.1	0.7	0.4	72	2.67
1472050	Rock Pulp	0.05	4	3.3	23.9	4.2	44	0.5	22.5	11.4	477	2.55	5	0.7	1.8	251	0.1	0.7	<0.1	81	1.83
1472051	Rock Pulp	0.05	>10000	12.1	64.7	20.3	75	1.1	22.6	4.4	484	3.51	1185	3.1	2.8	38	0.4	145.9	0.6	110	15.28
1472052	Drill Core	4.92	<2	0.5	16.0	22.4	61	0.1	15.5	12.3	244	2.13	14	3.1	13.2	246	<0.1	0.4	0.2	58	0.50
1472053	Drill Core	4.42	<2	0.4	12.8	21.9	56	0.2	17.3	11.3	320	2.31	9	4.2	14.0	147	<0.1	1.2	0.1	59	0.94
1472054	Drill Core	4.70	<2	0.7	6.3	19.1	43	0.1	13.1	8.3	458	1.77	7	3.0	16.2	150	0.1	2.1	<0.1	49	2.13

This report supersedes all previous preliminary and final reports with this file number dated prior to the date on this certificate. Signature indicates final approval; preliminary reports are unsigned and should be used for reference only.

BUREAU VERITAS
MINERAL LABORATORIES
Canada

www.bureauveritas.com/um

Bureau Veritas Commodities Canada Ltd.

9050 Shaughnessy St Vancouver British Columbia V6P 6E5 Canada
PHONE (604) 253-3158

Client: **Goldstrike Resources Ltd.**
1010 - 1130 West Pender St.
Vancouver British Columbia V6E 4A4 Canada

Project: LUC
Report Date: October 18, 2018

CERTIFICATE OF ANALYSIS WHI18000203.1

	Method	MA200	MA200	MA200	MA200	MA200	MA200	MA200	MA200	MA200	MA200	MA200	MA200	MA200	MA200	MA200	MA200	MA200	MA200	MA200	MA200
	Analyte	P	La	Cr	Mg	Ba	Ti	Al	Na	K	W	Zr	Ce	Sn	Y	Nb	Ta	Be	Sc	Li	S
	Unit	%	ppm	ppm	%	ppm	%	%	%	%	ppm	ppm	ppm	ppm	ppm	ppm	ppm	ppm	ppm	ppm	%
	MDL	0.001	0.1	1	0.01	1	0.001	0.01	0.001	0.01	0.1	0.1	1	0.1	0.1	0.1	0.1	1	1	0.1	0.1
1472031	Drill Core	0.056	6.3	8	0.57	438	0.249	7.56	3.040	0.79	0.5	1.9	15	0.9	17.3	2.1	0.1	<1	25	15.7	<0.1
1472032	Drill Core	0.050	6.5	7	0.67	1710	0.233	7.14	2.131	1.06	3.2	3.5	15	1.0	13.9	1.9	0.1	<1	22	19.0	<0.1
1472033	Drill Core	0.040	5.9	5	0.70	1225	0.189	6.42	2.492	1.07	5.2	3.6	15	0.8	13.3	2.0	<0.1	2	20	15.1	<0.1
1472034	Drill Core	0.042	7.6	6	0.57	370	0.243	5.70	0.768	0.68	0.9	5.3	18	1.0	14.4	3.2	0.1	<1	21	30.8	<0.1
1472035	Drill Core	0.050	6.8	7	0.55	462	0.279	7.41	0.478	1.21	1.0	2.5	17	1.0	13.0	2.5	0.1	1	24	33.4	<0.1
1472036	Drill Core	0.055	8.6	7	0.63	3258	0.287	7.23	0.044	1.47	1.0	3.2	20	0.8	12.5	2.6	0.1	1	25	36.2	<0.1
1472037	Drill Core	0.058	7.8	8	0.66	1153	0.270	7.73	0.500	1.99	0.8	4.7	19	0.7	11.2	2.3	0.2	2	23	26.7	<0.1
1472038	Drill Core	0.055	7.7	6	0.76	697	0.209	7.38	2.629	1.24	1.2	5.7	19	0.6	10.5	1.9	0.1	<1	21	15.5	<0.1
1472039	Drill Core	0.057	8.0	8	0.78	139	0.232	7.19	2.453	1.11	1.0	3.6	18	0.7	13.7	2.0	0.1	1	23	15.7	<0.1
1472040	Drill Core	0.053	10.8	20	1.19	196	0.237	7.01	1.490	1.23	1.4	6.3	24	0.9	11.0	2.4	0.1	<1	23	30.5	<0.1
1472041	Drill Core	0.050	9.7	29	1.20	109	0.158	6.20	4.912	0.33	2.2	10.0	22	0.7	8.7	2.4	0.1	<1	16	4.2	<0.1
1472042	Drill Core	0.056	8.4	55	1.33	172	0.401	6.72	4.025	0.74	0.8	8.4	20	1.1	14.1	3.0	0.2	<1	25	8.4	<0.1
1472043	Drill Core	0.060	12.1	32	1.63	228	0.347	7.21	3.998	0.67	0.4	7.0	26	0.9	14.8	3.6	0.2	<1	19	10.9	<0.1
1472044	Drill Core	0.059	8.7	66	1.39	169	0.573	7.33	3.035	1.48	0.5	7.9	20	1.1	14.1	4.6	0.3	2	28	7.9	<0.1
1472045	Drill Core	0.052	11.7	69	0.63	178	0.468	7.58	3.664	1.29	0.5	8.9	25	0.8	11.3	5.9	0.4	1	23	7.4	<0.1
1472046	Drill Core	0.033	19.4	145	0.91	295	0.323	6.64	1.620	1.61	1.2	30.2	40	1.4	15.0	6.4	0.5	1	20	10.6	<0.1
1472047	Drill Core	0.043	12.9	86	0.82	393	0.296	6.90	1.277	1.97	1.5	22.4	28	1.1	13.6	4.8	0.3	2	19	10.0	<0.1
1472048	Drill Core	0.051	18.2	15	0.28	933	0.198	7.06	1.161	1.82	3.1	66.0	37	0.9	9.7	8.2	0.6	2	9	25.2	<0.1
1472049	Drill Core	0.035	22.6	39	0.39	1118	0.283	7.66	0.687	1.99	2.5	54.5	49	2.4	15.5	12.1	0.9	2	11	33.9	<0.1
1472050	Rock Pulp	0.051	8.3	32	0.81	485	0.272	5.10	2.142	0.84	29.8	37.3	18	0.6	12.5	3.4	0.3	<1	11	12.7	<0.1
1472051	Rock Pulp	0.066	14.1	37	0.70	30	0.110	2.02	0.013	0.38	>200	26.5	28	1.8	16.0	3.0	0.2	<1	4	42.4	1.8
1472052	Drill Core	0.028	31.7	39	0.32	1312	0.257	6.95	0.927	2.31	2.1	28.1	64	2.3	15.2	10.3	0.8	2	10	24.4	<0.1
1472053	Drill Core	0.020	33.9	43	0.48	1056	0.278	7.40	0.689	1.91	2.5	52.3	65	2.2	16.7	11.0	0.8	1	10	26.2	<0.1
1472054	Drill Core	0.024	47.4	58	0.36	1391	0.273	6.33	0.718	1.81	2.5	57.4	85	1.6	12.5	8.9	0.7	<1	8	16.9	<0.1

This report supersedes all previous preliminary and final reports with this file number dated prior to the date on this certificate. Signature indicates final approval; preliminary reports are unsigned and should be used for reference only.

BUREAU VERITAS
MINERAL LABORATORIES
Canada

www.bureauveritas.com/um

Bureau Veritas Commodities Canada Ltd.

9050 Shaughnessy St Vancouver British Columbia V6P 6E5 Canada
PHONE (604) 253-3158

Client: **Goldstrike Resources Ltd.**
1010 - 1130 West Pender St.
Vancouver British Columbia V6E 4A4 Canada

Project: LUC
Report Date: October 18, 2018

CERTIFICATE OF ANALYSIS WHI18000203.1

	Method	MA200	MA200	MA200	MA200	MA200	MA200	MA200	AQ200	FA550
	Analyte	Rb	Hf	In	Re	Se	Te	Tl	Hg	Au
	Unit	ppm	ppm	ppm	ppm	ppm	ppm	ppm	ppm	gm/t
	MDL	0.1	0.1	0.05	0.005	1	0.5	0.5	0.01	0.9
1472031	Drill Core	25.5	0.1	<0.05	<0.005	<1	<0.5	<0.5	0.03	
1472032	Drill Core	25.0	0.1	<0.05	<0.005	2	<0.5	<0.5	0.09	
1472033	Drill Core	23.1	<0.1	0.07	<0.005	<1	<0.5	<0.5	0.04	
1472034	Drill Core	17.5	0.2	0.08	<0.005	<1	0.5	<0.5	0.02	
1472035	Drill Core	28.3	0.1	<0.05	<0.005	<1	<0.5	<0.5	0.05	
1472036	Drill Core	35.0	0.2	0.06	<0.005	<1	<0.5	<0.5	0.03	
1472037	Drill Core	55.1	0.2	<0.05	<0.005	<1	<0.5	<0.5	0.38	
1472038	Drill Core	34.6	0.3	0.07	<0.005	<1	1.7	<0.5	0.48	
1472039	Drill Core	33.7	0.2	<0.05	<0.005	<1	<0.5	<0.5	0.21	
1472040	Drill Core	36.6	0.3	0.11	<0.005	<1	0.7	<0.5	0.13	
1472041	Drill Core	4.9	0.4	<0.05	<0.005	<1	<0.5	<0.5	0.25	
1472042	Drill Core	24.4	0.4	0.10	<0.005	<1	<0.5	<0.5	0.08	
1472043	Drill Core	26.6	0.3	<0.05	<0.005	<1	0.7	<0.5	0.06	
1472044	Drill Core	58.7	0.5	0.05	<0.005	<1	<0.5	0.5	0.17	
1472045	Drill Core	51.9	0.4	<0.05	<0.005	<1	<0.5	0.5	0.14	
1472046	Drill Core	69.6	0.9	<0.05	<0.005	<1	<0.5	0.6	0.14	
1472047	Drill Core	79.0	0.8	<0.05	<0.005	<1	<0.5	0.6	0.16	
1472048	Drill Core	47.0	1.8	<0.05	<0.005	<1	<0.5	0.6	0.25	
1472049	Drill Core	65.5	2.0	<0.05	<0.005	<1	<0.5	0.6	0.11	
1472050	Rock Pulp	22.1	1.3	<0.05	<0.005	<1	<0.5	<0.5	0.02	
1472051	Rock Pulp	23.5	0.9	0.05	0.007	1	1.6	3.6	5.77	I.S.
1472052	Drill Core	89.3	1.0	<0.05	<0.005	<1	<0.5	0.6	0.02	
1472053	Drill Core	90.9	1.7	<0.05	<0.005	<1	<0.5	0.7	0.04	
1472054	Drill Core	71.5	1.6	<0.05	<0.005	<1	<0.5	0.6	0.03	

This report supersedes all previous preliminary and final reports with this file number dated prior to the date on this certificate. Signature indicates final approval; preliminary reports are unsigned and should be used for reference only.

BUREAU VERITAS
MINERAL LABORATORIES
Canada

www.bureauveritas.com/um

Bureau Veritas Commodities Canada Ltd.
9050 Shaughnessy St Vancouver British Columbia V6P 6E5 Canada
PHONE (604) 253-3158

Client: **Goldstrike Resources Ltd.**
1010 - 1130 West Pender St.
Vancouver British Columbia V6E 4A4 Canada

Project: LUC
Report Date: October 18, 2018

QUALITY CONTROL REPORT WHI18000203.1

	Method	WGHT	FA350	MA200	MA200	MA200	MA200	MA200	MA200	MA200	MA200	MA200	MA200	MA200	MA200	MA200	MA200	MA200	MA200	MA200	MA200
	Analyte	Wgt	Au	Mo	Cu	Pb	Zn	Ag	Ni	Co	Mn	Fe	As	U	Th	Sr	Cd	Sb	Bi	V	Ca
	Unit	kg	ppb	ppm	ppm	ppm	ppm	ppm	ppm	ppm	ppm	%	ppm	ppm	ppm	ppm	ppm	ppm	ppm	ppm	%
	MDL	0.01	2	0.1	0.1	0.1	1	0.1	0.1	0.2	1	0.01	1	0.1	0.1	1	0.1	0.1	0.1	1	0.01
Pulp Duplicates																					
1472002	Drill Core	2.08	9	0.5	28.3	7.1	29	3.1	3.1	10.9	440	2.34	6	0.4	5.0	159	0.1	0.8	<0.1	52	1.50
REP 1472002	QC			0.5	26.4	7.0	26	3.7	2.9	10.6	419	2.34	6	0.3	5.0	159	0.2	0.9	<0.1	53	1.54
1472005	Drill Core	2.98	12	1.1	16.3	8.9	33	0.7	3.9	5.0	446	2.44	4	0.3	3.3	94	0.1	1.9	<0.1	54	2.35
REP 1472005	QC		17																		
1472013	Drill Core	2.43	11	0.9	14.1	9.0	46	0.6	6.1	10.4	448	2.77	17	0.8	4.2	339	<0.1	0.6	<0.1	65	2.36
REP 1472013	QC																				
1472020	Drill Core	3.00	<2	0.4	3.6	4.9	18	<0.1	2.3	5.3	233	1.06	2	<0.1	0.2	314	<0.1	0.4	<0.1	23	1.33
REP 1472020	QC			0.4	3.9	4.9	19	<0.1	2.4	5.3	237	1.07	3	<0.1	0.2	321	<0.1	0.4	<0.1	23	1.35
1472035	Drill Core	3.69	15	0.8	43.3	6.2	60	0.1	4.7	20.1	716	3.87	13	0.5	1.7	230	<0.1	0.6	<0.1	101	2.94
REP 1472035	QC		15																		
1472042	Drill Core	4.50	<2	0.6	34.0	22.3	70	<0.1	18.8	23.9	1453	5.64	4	0.6	2.2	215	<0.1	0.5	<0.1	201	3.71
REP 1472042	QC																				
Core Reject Duplicates																					
1472014	Drill Core	2.84	2	0.7	15.9	13.5	66	0.2	12.8	9.4	451	2.41	11	1.2	5.8	436	<0.1	0.3	<0.1	71	2.22
DUP 1472014	QC		2	0.7	17.4	13.6	65	0.1	13.5	9.3	469	2.34	8	1.2	6.1	444	<0.1	0.3	<0.1	71	2.22
1472048	Drill Core	4.29	34	7.1	16.2	24.5	47	<0.1	11.5	11.3	732	2.63	15	2.0	9.6	509	<0.1	1.2	0.2	60	3.07
DUP 1472048	QC		21	8.3	16.7	24.0	49	0.1	10.9	11.4	791	2.81	15	2.0	8.9	496	<0.1	1.2	0.1	64	3.67
Reference Materials																					
STD DS11	Standard																				
STD DS11	Standard																				
STD OREAS25A-4A	Standard			2.5	33.3	24.2	47	<0.1	44.7	7.6	491	6.65	11	2.7	15.7	47	<0.1	0.4	0.3	166	0.31
STD OREAS25A-4A	Standard			2.4	31.0	24.8	41	<0.1	45.3	8.7	480	6.58	11	2.8	15.9	44	<0.1	0.5	0.4	159	0.27
STD OREAS25A-4A	Standard			2.2	33.7	22.0	41	0.1	41.4	6.8	488	6.62	9	2.6	14.6	44	<0.1	0.6	0.3	152	0.30
STD OREAS45EA	Standard																				
STD OREAS45E	Standard			2.4	779.3	18.1	48	0.3	490.6	57.7	554	23.87	17	2.4	13.3	16	<0.1	1.0	0.2	348	0.07
STD OREAS45EA	Standard																				
STD OREAS45E	Standard			2.1	748.2	17.8	51	0.4	452.0	55.2	563	23.80	19	2.5	12.7	17	<0.1	1.0	0.4	313	0.07
STD OXC145	Standard		207																		

This report supersedes all previous preliminary and final reports with this file number dated prior to the date on this certificate. Signature indicates final approval; preliminary reports are unsigned and should be used for reference only.

BUREAU VERITAS
MINERAL LABORATORIES
Canada

www.bureauveritas.com/um

Bureau Veritas Commodities Canada Ltd.
9050 Shaughnessy St Vancouver British Columbia V6P 6E5 Canada
PHONE (604) 253-3158

Client: **Goldstrike Resources Ltd.**
1010 - 1130 West Pender St.
Vancouver British Columbia V6E 4A4 Canada

Project: LUC
Report Date: October 18, 2018

QUALITY CONTROL REPORT WHI18000203.1

	Method	MA200	MA200	MA200	MA200	MA200	MA200	MA200	MA200	MA200	MA200	MA200	MA200	MA200	MA200	MA200	MA200	MA200	MA200	MA200	MA200
	Analyte	P	La	Cr	Mg	Ba	Ti	Al	Na	K	W	Zr	Ce	Sn	Y	Nb	Ta	Be	Sc	Li	S
	Unit	%	ppm	ppm	%	ppm	%	%	%	%	ppm	ppm	ppm	ppm	ppm	ppm	ppm	ppm	ppm	ppm	%
	MDL	0.001	0.1	1	0.01	1	0.001	0.01	0.001	0.01	0.1	0.1	1	0.1	0.1	0.1	0.1	1	1	0.1	0.1
Pulp Duplicates																					
1472002	Drill Core	0.026	18.1	6	0.09	167	0.136	6.59	4.308	0.41	13.3	6.3	38	0.7	5.9	1.9	0.1	<1	7	7.4	<0.1
REP 1472002	QC	0.027	18.0	5	0.09	161	0.132	6.80	4.380	0.41	13.1	6.1	36	0.8	6.4	1.8	<0.1	<1	7	7.1	<0.1
1472005	Drill Core	0.029	13.8	7	0.16	157	0.143	5.78	1.812	0.70	2.6	4.5	28	0.3	5.2	1.6	<0.1	<1	8	14.7	<0.1
REP 1472005	QC																				
1472013	Drill Core	0.045	11.2	13	0.29	743	0.236	7.04	2.921	1.93	4.1	22.3	25	1.0	11.5	4.7	0.3	<1	11	9.1	<0.1
REP 1472013	QC																				
1472020	Drill Core	0.010	1.2	1	0.17	363	0.050	7.54	4.630	0.63	0.9	1.3	3	0.3	1.7	0.8	<0.1	<1	2	8.9	<0.1
REP 1472020	QC	0.010	1.1	2	0.17	372	0.052	7.69	4.862	0.64	0.9	1.4	3	0.4	1.7	0.9	<0.1	<1	2	9.2	<0.1
1472035	Drill Core	0.050	6.8	7	0.55	462	0.279	7.41	0.478	1.21	1.0	2.5	17	1.0	13.0	2.5	0.1	1	24	33.4	<0.1
REP 1472035	QC																				
1472042	Drill Core	0.056	8.4	55	1.33	172	0.401	6.72	4.025	0.74	0.8	8.4	20	1.1	14.1	3.0	0.2	<1	25	8.4	<0.1
REP 1472042	QC																				
Core Reject Duplicates																					
1472014	Drill Core	0.044	13.0	26	0.17	1623	0.226	6.81	2.819	2.09	0.6	48.0	27	1.6	10.0	5.0	0.3	2	8	5.1	<0.1
DUP 1472014	QC	0.046	14.3	27	0.17	1621	0.217	6.95	2.854	1.96	0.5	46.6	29	1.6	10.5	4.9	0.3	<1	8	5.1	<0.1
1472048	Drill Core	0.051	18.2	15	0.28	933	0.198	7.06	1.161	1.82	3.1	66.0	37	0.9	9.7	8.2	0.6	2	9	25.2	<0.1
DUP 1472048	QC	0.050	17.6	18	0.33	851	0.206	7.03	1.213	1.88	2.8	59.8	35	1.0	10.3	7.3	0.5	3	11	21.4	<0.1
Reference Materials																					
STD DS11	Standard																				
STD DS11	Standard																				
STD OREAS25A-4A	Standard	0.046	21.7	118	0.30	150	0.948	9.13	0.122	0.50	2.0	159.6	49	3.4	10.1	19.5	1.5	<1	13	38.9	<0.1
STD OREAS25A-4A	Standard	0.042	22.3	117	0.30	151	0.972	8.72	0.119	0.47	1.9	156.4	50	3.7	10.0	19.9	1.5	1	12	36.5	<0.1
STD OREAS25A-4A	Standard	0.043	19.3	102	0.33	148	0.900	9.11	0.122	0.44	1.8	140.6	43	3.9	9.5	16.7	1.3	<1	12	35.1	<0.1
STD OREAS45EA	Standard																				
STD OREAS45E	Standard	0.033	11.1	1026	0.15	251	0.540	6.97	0.056	0.34	0.9	92.9	24	1.3	7.1	6.2	0.5	1	93	6.5	<0.1
STD OREAS45EA	Standard																				
STD OREAS45E	Standard	0.032	10.1	909	0.18	252	0.527	6.62	0.069	0.33	1.0	93.2	23	1.5	7.7	5.8	0.5	<1	90	6.8	<0.1
STD OXC145	Standard																				

This report supersedes all previous preliminary and final reports with this file number dated prior to the date on this certificate. Signature indicates final approval; preliminary reports are unsigned and should be used for reference only.

BUREAU VERITAS
MINERAL LABORATORIES
Canada

www.bureauveritas.com/um

Bureau Veritas Commodities Canada Ltd.
9050 Shaughnessy St Vancouver British Columbia V6P 6E5 Canada
PHONE (604) 253-3158

Client: **Goldstrike Resources Ltd.**
1010 - 1130 West Pender St.
Vancouver British Columbia V6E 4A4 Canada

Project: LUC
Report Date: October 18, 2018

QUALITY CONTROL REPORT WHI18000203.1

	Method	MA200	MA200	MA200	MA200	MA200	MA200	MA200	AQ200	FA550
	Analyte	Rb	Hf	In	Re	Se	Te	Tl	Hg	Au
	Unit	ppm	ppm	ppm	ppm	ppm	ppm	ppm	ppm	gm/t
	MDL	0.1	0.1	0.05	0.005	1	0.5	0.5	0.01	0.9
Pulp Duplicates										
1472002	Drill Core	7.8	0.3	<0.05	<0.005	<1	<0.5	<0.5	0.02	
REP 1472002	QC	7.7	0.3	<0.05	<0.005	1	<0.5	<0.5		
1472005	Drill Core	13.3	0.2	<0.05	<0.005	<1	<0.5	<0.5	<0.01	
REP 1472005	QC									
1472013	Drill Core	43.6	0.7	<0.05	<0.005	2	<0.5	<0.5	<0.01	
REP 1472013	QC								<0.01	
1472020	Drill Core	12.2	<0.1	<0.05	<0.005	<1	<0.5	<0.5	<0.01	
REP 1472020	QC	11.9	<0.1	<0.05	<0.005	<1	<0.5	<0.5		
1472035	Drill Core	28.3	0.1	<0.05	<0.005	<1	<0.5	<0.5	0.05	
REP 1472035	QC									
1472042	Drill Core	24.4	0.4	0.10	<0.005	<1	<0.5	<0.5	0.08	
REP 1472042	QC								0.08	
Core Reject Duplicates										
1472014	Drill Core	72.0	1.5	<0.05	<0.005	<1	<0.5	<0.5	<0.01	
DUP 1472014	QC	73.5	1.4	<0.05	<0.005	1	<0.5	<0.5	0.01	
1472048	Drill Core	47.0	1.8	<0.05	<0.005	<1	<0.5	0.6	0.25	
DUP 1472048	QC	49.2	1.8	<0.05	<0.005	<1	<0.5	0.5	0.20	
Reference Materials										
STD DS11	Standard								0.29	
STD DS11	Standard								0.25	
STD OREAS25A-4A	Standard	63.2	4.2	0.15	<0.005	2	<0.5	<0.5		
STD OREAS25A-4A	Standard	60.1	4.0	0.07	<0.005	3	<0.5	<0.5		
STD OREAS25A-4A	Standard	49.8	3.5	0.08	<0.005	1	<0.5	<0.5		
STD OREAS45EA	Standard								0.02	
STD OREAS45E	Standard	21.1	3.2	0.07	<0.005	4	<0.5	<0.5		
STD OREAS45EA	Standard								0.02	
STD OREAS45E	Standard	20.2	2.7	0.13	<0.005	2	<0.5	<0.5		
STD OXC145	Standard									

This report supersedes all previous preliminary and final reports with this file number dated prior to the date on this certificate. Signature indicates final approval; preliminary reports are unsigned and should be used for reference only.

BUREAU VERITAS
MINERAL LABORATORIES
Canada

www.bureauveritas.com/um

Bureau Veritas Commodities Canada Ltd.
9050 Shaughnessy St Vancouver British Columbia V6P 6E5 Canada
PHONE (604) 253-3158

Client: **Goldstrike Resources Ltd.**
1010 - 1130 West Pender St.
Vancouver British Columbia V6E 4A4 Canada

Project: LUC
Report Date: October 18, 2018

QUALITY CONTROL REPORT WHI18000203.1

		WGHT	FA350	MA200	MA200	MA200	MA200	MA200	MA200	MA200	MA200	MA200	MA200	MA200	MA200	MA200	MA200	MA200	MA200	MA200	MA200
		Wgt	Au	Mo	Cu	Pb	Zn	Ag	Ni	Co	Mn	Fe	As	U	Th	Sr	Cd	Sb	Bi	V	Ca
		kg	ppb	ppm	ppm	ppm	ppm	ppm	ppm	ppm	ppm	%	ppm	ppm	ppm	ppm	ppm	ppm	ppm	ppm	%
		0.01	2	0.1	0.1	0.1	1	0.1	0.1	0.2	1	0.01	1	0.1	0.1	1	0.1	0.1	0.1	1	0.01
STD OXC145	Standard		216																		
STD OXH139	Standard		1381																		
STD OXH139	Standard		1379																		
STD OXC145 Expected			212																		
STD OXH139 Expected			1312																		
STD DS11 Expected																					
STD OREAS25A-4A Expected				2.55	33.9	25.2	44.4		45.8	8.2	470	6.6	9.94	2.94	15.8	48.5		0.67	0.35	157	0.309
STD OREAS45E Expected				2.4	780	18.2	46.7	0.311	454	57	570	24.12	16.3	2.41	12.9	15.9	0.06	1	0.28	322	0.065
BLK	Blank		<2																		
BLK	Blank		<2																		
BLK	Blank		<2																		
BLK	Blank		<2																		
BLK	Blank																				
BLK	Blank																				
BLK	Blank			<0.1	<0.1	<0.1	<1	<0.1	<0.1	<0.2	1	<0.01	<1	<0.1	<0.1	<1	<0.1	<0.1	<0.1	<1	<0.01
BLK	Blank			<0.1	<0.1	<0.1	<1	<0.1	0.3	0.8	<1	<0.01	3	<0.1	<0.1	<1	<0.1	<0.1	<0.1	<1	<0.01
BLK	Blank																				
BLK	Blank			<0.1	<0.1	<0.1	<1	<0.1	0.2	<0.2	<1	<0.01	<1	<0.1	<0.1	<1	<0.1	<0.1	<0.1	<1	<0.01
Prep Wash																					
ROCK-WHI	Prep Blank		<2	0.9	3.9	10.5	40	<0.1	1.9	3.8	824	2.16	3	1.2	2.7	212	<0.1	1.3	<0.1	35	1.62
ROCK-WHI	Prep Blank		<2	0.8	3.7	6.3	44	<0.1	1.3	4.5	758	2.15	<1	1.1	2.5	217	0.1	0.3	<0.1	37	1.69

This report supersedes all previous preliminary and final reports with this file number dated prior to the date on this certificate. Signature indicates final approval; preliminary reports are unsigned and should be used for reference only.

BUREAU VERITAS
MINERAL LABORATORIES
Canada

www.bureauveritas.com/um

Bureau Veritas Commodities Canada Ltd.
9050 Shaughnessy St Vancouver British Columbia V6P 6E5 Canada
PHONE (604) 253-3158

Client: **Goldstrike Resources Ltd.**
1010 - 1130 West Pender St.
Vancouver British Columbia V6E 4A4 Canada

Project: LUC
Report Date: October 18, 2018

QUALITY CONTROL REPORT WHI18000203.1

		MA200 P % 0.001	MA200 La ppm 0.1	MA200 Cr ppm 1	MA200 Mg % 0.01	MA200 Ba ppm 1	MA200 Ti % 0.001	MA200 Al % 0.01	MA200 Na % 0.001	MA200 K % 0.01	MA200 W ppm 0.1	MA200 Zr ppm 0.1	MA200 Ce ppm 1	MA200 Sn ppm 0.1	MA200 Y ppm 0.1	MA200 Nb ppm 0.1	MA200 Ta ppm 0.1	MA200 Be ppm 1	MA200 Sc ppm 1	MA200 Li ppm 0.1	MA200 S % 0.1
STD OXC145	Standard																				
STD OXH139	Standard																				
STD OXH139	Standard																				
STD OXC145 Expected																					
STD OXH139 Expected																					
STD DS11 Expected																					
STD OREAS25A-4A Expected		0.048	21.8	115	0.327	147	0.977	8.87	0.134	0.482	2	155	48.9	4.06	10.5	20.9	1.5	0.93	13.7	36.7	0.047
STD OREAS45E Expected		0.034	11	979	0.156	252	0.559	6.78	0.059	0.324	1.07	97	23.5	1.32	8.28	6.8	0.54		93	6.58	0.046
BLK	Blank																				
BLK	Blank																				
BLK	Blank																				
BLK	Blank																				
BLK	Blank																				
BLK	Blank																				
BLK	Blank	<0.001	<0.1	<1	<0.01	<1	<0.001	<0.01	0.003	<0.01	<0.1	<0.1	<1	<0.1	<0.1	<0.1	<0.1	<1	<1	<0.1	<0.1
BLK	Blank	<0.001	<0.1	<1	<0.01	<1	<0.001	<0.01	<0.001	<0.01	<0.1	<0.1	<1	<0.1	<0.1	<0.1	<0.1	<1	<1	<0.1	<0.1
BLK	Blank																				
BLK	Blank	<0.001	<0.1	1	<0.01	<1	<0.001	<0.01	<0.001	<0.01	<0.1	<0.1	<1	<0.1	<0.1	<0.1	<0.1	<1	<1	<0.1	<0.1
Prep Wash																					
ROCK-WHI	Prep Blank	0.039	12.0	3	0.53	769	0.185	7.18	3.384	1.38	0.3	47.9	26	0.9	15.1	5.0	0.3	<1	8	2.2	<0.1
ROCK-WHI	Prep Blank	0.039	12.6	3	0.51	726	0.196	7.08	3.405	1.50	0.4	49.9	26	0.7	16.1	5.0	0.3	1	7	2.0	<0.1

This report supersedes all previous preliminary and final reports with this file number dated prior to the date on this certificate. Signature indicates final approval; preliminary reports are unsigned and should be used for reference only.

BUREAU VERITAS
MINERAL LABORATORIES
Canada

www.bureauveritas.com/um

Bureau Veritas Commodities Canada Ltd.
9050 Shaughnessy St Vancouver British Columbia V6P 6E5 Canada
PHONE (604) 253-3158

Client: **Goldstrike Resources Ltd.**
1010 - 1130 West Pender St.
Vancouver British Columbia V6E 4A4 Canada

Project: LUC
Report Date: October 18, 2018

QUALITY CONTROL REPORT WHI18000203.1

		MA200 Rb ppm 0.1	MA200 Hf ppm 0.1	MA200 In ppm 0.05	MA200 Re ppm 0.005	MA200 Se ppm 1	MA200 Te ppm 0.5	MA200 Tl ppm 0.5	AQ200 Hg ppm 0.01	FA550 Au gm/t 0.9
STD OXC145	Standard									
STD OXH139	Standard									
STD OXH139	Standard									
STD OXC145 Expected										
STD OXH139 Expected										
STD DS11 Expected									0.26	
STD OREAS25A-4A Expected		61	4.28	0.09		2.5		0.35		
STD OREAS45E Expected		21.2	3.11	0.099		2.97	0.1	0.15		
BLK	Blank									
BLK	Blank									
BLK	Blank									
BLK	Blank									
BLK	Blank									
BLK	Blank								<0.01	
BLK	Blank	<0.1	<0.1	<0.05	<0.005	2	<0.5	<0.5		
BLK	Blank	<0.1	<0.1	<0.05	<0.005	<1	<0.5	<0.5		
BLK	Blank								<0.01	
BLK	Blank	<0.1	<0.1	<0.05	<0.005	<1	<0.5	<0.5		
Prep Wash										
ROCK-WHI	Prep Blank	25.3	1.5	<0.05	<0.005	<1	<0.5	<0.5	0.01	
ROCK-WHI	Prep Blank	25.2	1.6	<0.05	<0.005	<1	<0.5	<0.5	<0.01	

This report supersedes all previous preliminary and final reports with this file number dated prior to the date on this certificate. Signature indicates final approval; preliminary reports are unsigned and should be used for reference only.

DDLS-18-02 Assay Certificate WHI18000264.1

BUREAU VERITAS
MINERAL LABORATORIES
Canada

www.bureauveritas.com/um

Bureau Veritas Commodities Canada Ltd.
9050 Shaughnessy St Vancouver British Columbia V6P 6E5 Canada
PHONE (604) 253-3158

Client: **Goldstrike Resources Ltd.**
1010 - 1130 West Pender St.
Vancouver British Columbia V6E 4A4 Canada

Submitted By: Dan Ferraro
Receiving Lab: Canada-Whitehorse
Received: July 04, 2018
Report Date: October 18, 2018

CERTIFICATE OF ANALYSIS WHI18000264.1

CLIENT JOB INFORMATION

Project: LUC
Shipment ID: DDLS-18-02
P.O. Number
Number of Samples: 84

SAMPLE DISPOSAL

STOR-PLP Store After 90 days Invoice for Storage
STOR-RJT Store After 60 days Invoice for Storage

Bureau Veritas does not accept responsibility for samples left at the laboratory after 90 days without prior written instructions for sample storage or return.

SAMPLE PREPARATION AND ANALYTICAL PROCEDURES

Procedure Code	Number of Samples	Code Description	Test Wgt (g)	Report Status	Lab
PRP70-250	78	Crush, split and pulverize 250 g rock to 200 mesh			WHI
SLBHP	6	Sort, label and box pulps			WHI
FA350-Au	84	50g Fire assay fusion Au by ICP-ES	50	Completed	VAN
EN002	84	Environmental disposal charge-Fire assay lead waste			VAN
MA200	84	4 Acid digestion ICP-MS analysis	0.25	Completed	VAN
AQ200-HG	84	Hg by AR digestion ICP-MS analysis	0.5	Completed	VAN
SHP01	84	Per sample shipping charges for branch shipments			VAN
FA550	1	Lead collection fire assay 50G fusion - Grav finish	50	Completed	VAN

ADDITIONAL COMMENTS

Invoice To: Goldstrike Resources Ltd.
1010 - 1130 West Pender St.
Vancouver British Columbia V6E 4A4
Canada

CC: Daithi Mac Gerailt

BRITISH COLUMBIA CERTIFIED ASSAYER
Marcus Lau
MARCUS LAU
Production Manager

This report supersedes all previous preliminary and final reports with this file number dated prior to the date on this certificate. Signature indicates final approval; preliminary reports are unsigned and should be used for reference only.
All results are considered the confidential property of the client. Bureau Veritas assumes the liabilities for actual cost of analysis only. Results apply to samples as submitted.
"*" asterisk indicates that an analytical result could not be provided due to unusually high levels of interference from other elements.

BUREAU VERITAS
MINERAL LABORATORIES
Canada

www.bureauveritas.com/um

Bureau Veritas Commodities Canada Ltd.

9050 Shaughnessy St Vancouver British Columbia V6P 6E5 Canada
PHONE (604) 253-3158

Client: **Goldstrike Resources Ltd.**
1010 - 1130 West Pender St.
Vancouver British Columbia V6E 4A4 Canada

Project: LUC
Report Date: October 18, 2018

CERTIFICATE OF ANALYSIS WHI18000264.1

	Method	WGHT	FA350	MA200	MA200	MA200	MA200	MA200	MA200	MA200	MA200	MA200	MA200	MA200	MA200	MA200	MA200	MA200	MA200	MA200	MA200
	Analyte	Wgt	Au	Mo	Cu	Pb	Zn	Ag	Ni	Co	Mn	Fe	As	U	Th	Sr	Cd	Sb	Bi	V	Ca
	Unit	kg	ppb	ppm	ppm	ppm	ppm	ppm	ppm	ppm	ppm	%	ppm	ppm	ppm	ppm	ppm	ppm	ppm	ppm	%
	MDL	0.01	2	0.1	0.1	0.1	1	0.1	0.1	0.2	1	0.01	1	0.1	0.1	1	0.1	0.1	0.1	1	0.01
1472055	Drill Core	2.86	1486	6.4	38.5	8.5	31	3.8	10.0	9.6	476	2.14	5	0.4	2.9	82	0.2	1.3	<0.1	72	1.01
1472056	Drill Core	1.78	221	1.5	34.1	6.8	35	6.0	15.5	9.6	428	2.17	8	0.5	3.2	99	0.8	1.8	<0.1	68	3.23
1472057	Drill Core	3.49	19	1.2	17.6	4.4	22	0.3	6.8	9.2	370	1.92	6	0.4	4.9	96	0.4	0.7	<0.1	52	2.97
1472058	Drill Core	3.91	113	0.8	37.1	3.9	26	0.4	5.9	9.6	507	2.79	4	0.3	4.1	134	0.3	0.6	<0.1	72	2.24
1472059	Drill Core	1.88	6	0.7	8.1	10.6	33	0.2	6.4	6.2	421	2.20	5	0.6	4.8	416	<0.1	0.7	<0.1	58	1.53
1472060	Drill Core	2.75	4	0.9	7.5	12.6	35	0.4	6.5	6.2	388	1.82	7	0.7	5.3	517	<0.1	0.8	<0.1	48	1.72
1472061	Drill Core	4.01	1191	16.8	63.8	7.9	41	2.6	5.2	10.9	583	2.64	10	0.6	2.7	227	0.1	2.8	<0.1	60	2.41
1472062	Drill Core	2.89	12	1.9	8.3	4.3	41	2.5	3.8	13.1	500	3.05	5	0.6	8.6	485	<0.1	0.9	<0.1	73	1.47
1472063	Drill Core	2.92	5	3.0	10.2	5.7	47	0.2	4.0	10.0	442	2.94	8	0.6	3.6	837	<0.1	0.7	<0.1	81	4.16
1472064	Drill Core	3.62	14	3.7	13.6	5.0	46	0.1	3.4	10.5	550	3.46	7	0.6	2.7	621	<0.1	0.6	<0.1	86	1.73
1472065	Drill Core	4.70	144	2.7	13.4	4.2	38	0.6	3.3	13.9	814	3.06	4	0.3	2.5	212	0.2	1.0	<0.1	69	3.95
1472066	Drill Core	3.87	262	4.4	8.8	4.9	39	0.6	3.7	14.3	701	2.73	6	0.5	3.3	203	0.3	2.7	<0.1	70	4.03
1472067	Drill Core	4.06	8	2.7	17.9	3.0	36	0.2	3.6	13.2	551	2.76	3	0.3	2.7	166	<0.1	0.6	<0.1	74	2.82
1472068	Drill Core	2.61	17	1.2	10.5	3.0	47	0.2	3.3	13.8	446	3.13	5	0.3	2.8	168	<0.1	0.4	<0.1	80	0.94
1472069	Drill Core	3.87	<2	3.0	112.0	3.8	41	0.2	3.7	20.2	512	2.73	26	0.4	3.7	158	<0.1	0.8	<0.1	72	3.02
1472070	Drill Core	2.94	<2	2.2	10.9	4.0	42	0.2	3.8	10.7	424	2.86	5	0.4	3.9	191	<0.1	0.4	<0.1	76	1.63
1472071	Drill Core	2.30	<2	2.3	19.4	3.7	46	0.2	4.0	10.4	510	3.36	6	0.4	2.2	150	<0.1	1.1	<0.1	91	1.80
1472072	Drill Core	3.46	<2	3.0	11.6	4.3	44	<0.1	3.9	10.0	499	3.02	10	0.4	3.4	177	<0.1	1.6	<0.1	82	1.26
1472073	Drill Core	4.29	592	15.4	99.7	6.6	41	1.1	4.3	18.1	649	3.10	11	0.5	5.1	175	0.2	3.2	<0.1	81	2.20
1472074	Drill Core	2.74	953	51.5	59.6	9.2	32	2.3	4.4	18.6	520	2.29	13	0.6	2.4	189	0.2	5.8	0.2	48	2.72
1472075	Rock Pulp	0.06	5	3.4	24.3	4.1	42	0.4	24.2	11.3	481	2.54	4	0.8	1.8	238	0.3	0.7	<0.1	82	1.80
1472076	Rock Pulp	0.09	605	55.0	>10000	1101.0	>10000	67.1	20.2	3.3	763	13.21	110	4.4	0.2	52	256.9	52.4	11.1	45	1.86
1472077	Drill Core	2.48	554	13.0	18.2	3.9	22	1.0	2.5	4.9	226	1.48	9	0.3	5.0	109	0.1	4.4	<0.1	30	2.37
1472078	Drill Core	4.08	16	7.5	11.0	4.9	37	<0.1	4.3	10.3	526	2.38	9	0.4	2.8	155	<0.1	3.5	<0.1	66	3.10
1472079	Drill Core	4.16	5	7.5	18.4	6.0	50	0.1	4.0	15.8	685	3.35	12	0.5	2.5	193	<0.1	2.6	<0.1	88	2.89
1472080	Drill Core	4.81	6	4.3	23.3	5.2	42	0.1	3.8	17.1	538	2.80	8	0.5	3.5	168	0.2	2.0	<0.1	83	2.31
1472081	Drill Core	4.54	34	3.3	37.4	5.8	33	0.1	3.6	15.5	517	2.60	11	0.4	6.3	180	0.2	4.8	<0.1	72	2.56
1472082	Drill Core	4.02	507	7.6	21.2	12.8	38	1.4	4.4	10.6	684	2.74	16	0.5	5.3	333	0.2	6.5	<0.1	69	2.05
1472083	Drill Core	3.23	41	5.9	19.6	10.1	29	1.6	2.8	6.8	500	2.18	17	0.3	4.2	287	0.2	8.8	<0.1	48	3.67
1472084	Drill Core	3.72	74	5.3	29.2	12.7	36	0.6	3.1	21.7	576	2.72	16	0.4	4.6	290	0.3	5.0	<0.1	83	2.98

This report supersedes all previous preliminary and final reports with this file number dated prior to the date on this certificate. Signature indicates final approval; preliminary reports are unsigned and should be used for reference only.

BUREAU VERITAS
MINERAL LABORATORIES
Canada

www.bureauveritas.com/um

Bureau Veritas Commodities Canada Ltd.

9050 Shaughnessy St Vancouver British Columbia V6P 6E5 Canada
PHONE (604) 253-3158

Client: **Goldstrike Resources Ltd.**
1010 - 1130 West Pender St.
Vancouver British Columbia V6E 4A4 Canada

Project: LUC
Report Date: October 18, 2018

CERTIFICATE OF ANALYSIS WHI18000264.1

	Method	MA200	MA200	MA200	MA200	MA200	MA200	MA200	MA200	MA200	MA200	MA200	MA200	MA200	MA200	MA200	MA200	MA200	MA200	MA200	MA200
	Analyte	P	La	Cr	Mg	Ba	Ti	Al	Na	K	W	Zr	Ce	Sn	Y	Nb	Ta	Be	Sc	Li	S
	Unit	%	ppm	ppm	%	ppm	%	%	%	%	ppm	ppm	ppm	ppm	ppm	ppm	ppm	ppm	ppm	ppm	%
	MDL	0.001	0.1	1	0.01	1	0.001	0.01	0.001	0.01	0.1	0.1	1	0.1	0.1	0.1	0.1	1	1	0.1	0.1
1472055	Drill Core	0.024	8.5	26	0.53	124	0.121	4.09	1.869	0.66	15.7	6.7	17	0.3	5.0	2.0	0.2	<1	12	9.4	<0.1
1472056	Drill Core	0.026	10.3	44	0.22	110	0.095	5.38	1.854	0.84	32.9	6.7	20	0.6	6.1	1.7	0.1	<1	10	20.8	<0.1
1472057	Drill Core	0.023	9.5	5	0.17	70	0.096	5.06	1.310	0.55	3.3	8.4	19	0.6	5.6	1.9	0.2	<1	6	15.1	<0.1
1472058	Drill Core	0.035	12.4	5	0.34	145	0.130	7.61	4.555	0.75	2.9	10.7	25	0.3	3.9	1.0	<0.1	<1	8	8.9	<0.1
1472059	Drill Core	0.031	10.3	11	0.25	1072	0.130	6.72	2.854	2.97	3.0	33.8	20	1.0	6.3	3.0	0.2	1	7	6.7	<0.1
1472060	Drill Core	0.029	9.4	13	0.23	1309	0.138	6.57	2.394	3.39	4.3	41.7	19	1.2	6.7	4.1	0.2	1	6	8.7	<0.1
1472061	Drill Core	0.033	9.2	6	0.47	258	0.124	5.59	1.621	1.07	8.5	8.6	20	0.5	6.9	2.0	<0.1	<1	11	18.3	<0.1
1472062	Drill Core	0.047	16.0	4	0.44	266	0.192	6.90	2.228	1.22	12.9	4.2	34	0.7	10.8	3.1	0.2	<1	10	17.7	<0.1
1472063	Drill Core	0.072	13.1	7	0.62	188	0.264	7.00	2.281	1.14	1.0	4.3	29	0.8	10.4	4.4	0.2	1	12	12.6	<0.1
1472064	Drill Core	0.067	11.0	4	0.57	196	0.234	7.94	3.250	1.10	0.8	4.0	27	0.9	10.0	3.7	0.3	1	12	15.5	<0.1
1472065	Drill Core	0.043	10.5	4	0.75	167	0.137	6.83	3.258	0.87	1.9	3.0	24	0.6	16.8	1.8	0.1	<1	11	13.7	<0.1
1472066	Drill Core	0.037	12.4	4	0.68	156	0.133	6.26	2.531	0.91	6.1	5.5	26	0.7	6.7	1.8	0.1	<1	10	19.4	<0.1
1472067	Drill Core	0.043	11.9	5	0.56	231	0.191	6.73	2.776	1.18	1.7	4.4	26	0.8	8.0	2.5	0.1	<1	12	10.5	<0.1
1472068	Drill Core	0.042	12.2	6	0.80	316	0.239	7.40	2.034	1.64	0.8	3.7	26	1.0	10.0	3.2	0.2	<1	12	18.0	<0.1
1472069	Drill Core	0.038	10.3	5	0.63	238	0.208	6.45	1.983	1.11	0.6	4.4	23	1.1	10.8	3.0	0.2	<1	10	12.9	<0.1
1472070	Drill Core	0.043	11.6	5	0.58	241	0.223	7.03	2.280	1.18	0.3	3.9	27	0.8	12.1	3.5	0.2	1	10	17.0	<0.1
1472071	Drill Core	0.055	7.7	5	0.84	306	0.241	7.57	1.908	1.36	0.6	4.6	19	0.7	10.0	2.6	0.1	<1	11	21.3	<0.1
1472072	Drill Core	0.045	13.4	6	0.74	359	0.249	7.60	0.943	1.49	0.7	3.9	30	0.7	12.7	3.5	0.2	1	12	30.2	<0.1
1472073	Drill Core	0.041	13.0	6	0.80	3244	0.151	7.00	0.043	1.03	4.0	4.7	27	1.0	10.1	2.2	0.1	1	11	38.3	<0.1
1472074	Drill Core	0.025	11.5	3	0.66	1242	0.087	4.21	0.021	0.77	4.1	4.8	22	0.7	6.8	1.2	<0.1	<1	6	39.2	<0.1
1472075	Rock Pulp	0.056	8.7	31	0.83	503	0.283	5.24	2.126	0.91	27.1	37.9	19	0.7	12.4	3.5	0.2	<1	10	12.3	<0.1
1472076	Rock Pulp	0.039	2.3	12	2.60	48	0.029	4.30	0.539	0.84	0.5	29.4	7	3.2	5.4	0.4	<0.1	<1	8	7.1	>10
1472077	Drill Core	0.017	24.6	3	0.38	145	0.080	5.27	0.021	0.73	4.8	8.0	43	0.4	4.8	1.8	0.1	<1	4	42.0	<0.1
1472078	Drill Core	0.030	13.7	5	0.61	255	0.156	6.11	0.026	0.97	4.4	4.5	28	0.5	8.9	2.1	0.2	<1	11	34.5	<0.1
1472079	Drill Core	0.045	11.2	5	0.77	282	0.222	7.11	0.064	1.18	1.1	6.1	25	1.0	12.4	2.7	0.2	<1	13	40.2	<0.1
1472080	Drill Core	0.041	13.5	5	0.68	260	0.212	7.22	0.027	1.25	2.8	6.0	28	1.0	9.1	2.5	0.2	1	12	34.2	<0.1
1472081	Drill Core	0.036	15.3	5	0.77	217	0.144	6.28	0.021	0.81	4.9	5.8	26	0.9	8.1	2.0	0.1	<1	8	40.9	<0.1
1472082	Drill Core	0.046	15.5	5	0.68	226	0.170	6.58	0.025	0.94	4.0	6.5	27	0.7	9.8	2.6	0.2	1	11	59.9	<0.1
1472083	Drill Core	0.022	17.2	3	0.58	166	0.084	4.64	0.014	0.58	9.0	5.8	28	0.3	5.5	1.3	0.1	<1	6	54.1	<0.1
1472084	Drill Core	0.033	17.7	4	0.69	305	0.156	6.73	0.023	1.15	3.3	7.6	30	1.1	8.1	2.0	0.1	1	10	45.8	<0.1

This report supersedes all previous preliminary and final reports with this file number dated prior to the date on this certificate. Signature indicates final approval; preliminary reports are unsigned and should be used for reference only.

BUREAU VERITAS
MINERAL LABORATORIES
Canada

www.bureauveritas.com/um

Bureau Veritas Commodities Canada Ltd.

9050 Shaughnessy St Vancouver British Columbia V6P 6E5 Canada
PHONE (604) 253-3158

Client: **Goldstrike Resources Ltd.**
1010 - 1130 West Pender St.
Vancouver British Columbia V6E 4A4 Canada

Project: LUC
Report Date: October 18, 2018

CERTIFICATE OF ANALYSIS WHI18000264.1

	Method	MA200	MA200	MA200	MA200	MA200	MA200	MA200	AQ200	FA550
	Analyte	Rb	Hf	In	Re	Se	Te	Tl	Hg	Au
	Unit	ppm	ppm	ppm	ppm	ppm	ppm	ppm	ppm	gm/t
	MDL	0.1	0.1	0.05	0.005	1	0.5	0.5	0.01	0.9
1472055	Drill Core	11.8	0.3	<0.05	<0.005	<1	<0.5	<0.5	0.03	
1472056	Drill Core	13.1	0.3	<0.05	<0.005	<1	<0.5	<0.5	<0.01	
1472057	Drill Core	10.0	0.3	<0.05	<0.005	<1	<0.5	<0.5	<0.01	
1472058	Drill Core	12.0	0.4	<0.05	<0.005	<1	0.6	<0.5	0.02	
1472059	Drill Core	47.8	0.9	<0.05	<0.005	<1	<0.5	<0.5	0.01	
1472060	Drill Core	52.5	1.2	<0.05	<0.005	<1	<0.5	<0.5	<0.01	
1472061	Drill Core	20.1	0.2	<0.05	<0.005	<1	1.5	<0.5	0.10	
1472062	Drill Core	28.8	0.2	<0.05	<0.005	<1	<0.5	<0.5	<0.01	
1472063	Drill Core	28.3	0.2	<0.05	<0.005	<1	<0.5	<0.5	<0.01	
1472064	Drill Core	28.3	0.1	<0.05	<0.005	<1	<0.5	<0.5	<0.01	
1472065	Drill Core	16.2	0.1	<0.05	<0.005	<1	0.6	<0.5	0.04	
1472066	Drill Core	15.5	0.2	<0.05	<0.005	<1	1.0	<0.5	0.04	
1472067	Drill Core	26.9	0.2	<0.05	<0.005	<1	<0.5	<0.5	<0.01	
1472068	Drill Core	43.9	0.1	0.05	<0.005	<1	<0.5	<0.5	<0.01	
1472069	Drill Core	25.8	0.2	0.07	<0.005	<1	0.7	<0.5	<0.01	
1472070	Drill Core	31.1	0.2	<0.05	<0.005	<1	<0.5	<0.5	0.01	
1472071	Drill Core	36.6	0.2	<0.05	<0.005	<1	<0.5	<0.5	<0.01	
1472072	Drill Core	39.7	0.2	<0.05	<0.005	<1	<0.5	<0.5	<0.01	
1472073	Drill Core	24.0	0.2	<0.05	<0.005	<1	1.0	<0.5	0.03	
1472074	Drill Core	15.6	0.1	<0.05	<0.005	<1	2.4	<0.5	0.07	
1472075	Rock Pulp	23.3	1.1	<0.05	<0.005	<1	<0.5	<0.5	0.03	
1472076	Rock Pulp	10.6	1.0	9.36	<0.005	4	8.3	2.7	2.74	
1472077	Drill Core	14.1	0.4	<0.05	<0.005	<1	0.9	<0.5	0.03	
1472078	Drill Core	26.2	0.2	<0.05	<0.005	2	<0.5	<0.5	<0.01	
1472079	Drill Core	31.1	0.2	<0.05	<0.005	<1	<0.5	<0.5	<0.01	
1472080	Drill Core	32.8	0.2	<0.05	<0.005	<1	<0.5	<0.5	<0.01	
1472081	Drill Core	18.8	0.3	<0.05	<0.005	<1	<0.5	<0.5	<0.01	
1472082	Drill Core	21.6	0.2	<0.05	<0.005	1	1.6	<0.5	0.29	
1472083	Drill Core	13.3	0.2	<0.05	<0.005	1	0.8	<0.5	0.02	
1472084	Drill Core	25.6	0.3	<0.05	<0.005	<1	<0.5	<0.5	0.02	

This report supersedes all previous preliminary and final reports with this file number dated prior to the date on this certificate. Signature indicates final approval; preliminary reports are unsigned and should be used for reference only.

BUREAU VERITAS
MINERAL LABORATORIES
Canada

www.bureauveritas.com/um

Bureau Veritas Commodities Canada Ltd.

9050 Shaughnessy St Vancouver British Columbia V6P 6E5 Canada
PHONE (604) 253-3158

Client: **Goldstrike Resources Ltd.**
1010 - 1130 West Pender St.
Vancouver British Columbia V6E 4A4 Canada

Project: LUC
Report Date: October 18, 2018

CERTIFICATE OF ANALYSIS WHI18000264.1

	Method	WGHT	FA350	MA200	MA200	MA200	MA200	MA200	MA200	MA200	MA200	MA200	MA200	MA200	MA200	MA200	MA200	MA200	MA200	MA200	MA200
	Analyte	Wgt	Au	Mo	Cu	Pb	Zn	Ag	Ni	Co	Mn	Fe	As	U	Th	Sr	Cd	Sb	Bi	V	Ca
	Unit	kg	ppb	ppm	ppm	ppm	ppm	ppm	ppm	ppm	ppm	%	ppm	ppm	ppm	ppm	ppm	ppm	ppm	ppm	%
	MDL	0.01	2	0.1	0.1	0.1	1	0.1	0.1	0.2	1	0.01	1	0.1	0.1	1	0.1	0.1	0.1	1	0.01
1472085	Drill Core	4.19	97	4.3	76.1	14.8	36	0.5	2.9	22.8	588	2.96	16	0.4	3.2	295	0.1	4.1	<0.1	96	3.05
1472086	Drill Core	4.86	16	3.2	55.9	8.1	38	0.1	3.1	16.6	565	2.89	7	0.3	3.2	180	0.2	1.8	<0.1	84	2.88
1472087	Drill Core	3.75	397	7.4	28.2	7.9	40	1.4	4.3	12.8	813	3.25	11	0.4	3.4	195	0.3	2.8	<0.1	107	2.90
1472088	Drill Core	4.12	1288	61.0	9.5	13.3	33	1.9	4.7	15.4	786	2.70	10	0.7	4.1	216	0.4	5.4	<0.1	70	2.85
1472089	Drill Core	4.64	472	10.7	6.4	8.6	34	0.7	3.5	10.5	581	2.43	9	0.5	4.6	181	0.2	4.6	<0.1	66	3.06
1472090	Drill Core	5.16	75	2.8	5.8	7.4	29	<0.1	3.2	8.1	417	2.49	15	0.4	5.5	205	0.1	5.7	<0.1	77	2.16
1472091	Drill Core	5.07	148	2.2	21.2	5.9	41	0.2	4.8	9.7	651	2.98	7	0.5	6.0	191	0.2	2.5	<0.1	98	3.17
1472092	Drill Core	4.42	17	2.7	22.8	6.7	41	<0.1	4.4	11.2	642	2.93	7	0.5	6.7	223	<0.1	1.6	<0.1	82	2.82
1472093	Drill Core	4.30	78	2.9	16.4	7.1	37	0.2	4.8	9.1	587	2.73	6	0.5	7.6	214	0.1	2.7	<0.1	84	3.20
1472094	Drill Core	4.58	14	2.0	17.1	7.9	30	<0.1	3.2	8.3	484	2.35	10	0.4	5.3	246	0.1	2.1	<0.1	65	3.03
1472095	Drill Core	4.28	35	1.5	3.5	6.2	28	<0.1	3.8	7.3	535	2.46	9	0.3	5.1	242	0.1	2.7	<0.1	82	2.99
1472096	Drill Core	3.65	6	2.0	5.6	9.5	34	<0.1	4.3	9.4	532	2.71	14	0.4	5.9	348	0.2	2.5	<0.1	95	3.45
1472097	Drill Core	4.12	5	2.0	4.4	3.1	18	<0.1	2.1	5.8	376	2.05	3	0.3	6.1	115	<0.1	0.7	<0.1	52	1.27
1472098	Drill Core	4.74	23	3.4	7.2	4.1	29	0.1	3.3	11.4	526	2.40	4	0.4	5.3	135	0.2	1.0	<0.1	65	2.07
1472099	Drill Core	4.41	427	3.3	39.8	5.6	42	2.2	4.2	13.0	984	3.61	4	0.5	3.0	140	<0.1	1.0	<0.1	86	2.55
1472100	Rock Pulp	0.06	4	3.1	23.5	4.2	40	0.5	20.6	11.3	485	2.58	4	0.8	2.1	238	0.2	0.7	<0.1	84	1.83
1472101	Rock Pulp	0.06	>10000	13.8	65.5	23.7	79	1.3	24.8	4.3	503	3.49	1224	3.5	3.2	42	0.8	150.9	0.6	114	16.35
1472102	Drill Core	4.16	23	1.8	53.9	5.3	45	0.6	4.0	12.3	693	3.73	4	0.6	4.0	180	<0.1	0.9	<0.1	109	2.13
1472103	Drill Core	4.23	63	1.6	27.0	5.0	46	1.3	4.4	11.1	787	3.69	6	0.5	3.4	224	0.2	0.9	<0.1	98	2.45
1472104	Drill Core	3.29	171	1.3	6.3	4.5	26	0.3	2.5	8.5	437	2.21	6	0.3	3.8	146	0.1	2.2	<0.1	53	1.86
1472105	Drill Core	4.38	34	1.5	7.4	5.5	30	0.1	3.4	11.0	681	2.01	9	0.5	4.5	202	0.1	3.1	<0.1	40	2.53
1472106	Drill Core	4.16	20	2.5	44.5	4.9	49	0.1	6.3	22.9	1485	3.27	6	0.8	2.8	240	0.2	1.3	<0.1	93	7.43
1472107	Drill Core	4.30	8	1.5	94.6	3.5	73	0.1	7.1	16.0	685	4.83	5	0.9	2.5	180	<0.1	0.9	<0.1	150	2.70
1472108	Drill Core	4.14	2	1.9	47.9	3.9	78	<0.1	7.6	18.7	1022	5.53	5	1.0	2.7	206	<0.1	0.8	<0.1	159	2.77
1472109	Drill Core	4.54	6	2.5	19.8	4.2	63	0.1	5.9	19.1	567	4.64	6	0.9	3.4	193	<0.1	0.9	<0.1	130	2.14
1472110	Drill Core	4.47	263	7.2	18.4	5.1	52	0.4	5.8	20.0	675	3.51	8	0.9	3.3	251	<0.1	1.4	<0.1	94	3.95
1472111	Drill Core	4.77	107	3.1	11.1	9.0	39	0.2	4.1	14.5	876	2.33	17	1.1	4.1	460	<0.1	2.2	<0.1	46	3.13
1472112	Drill Core	3.44	604	5.2	42.7	10.3	40	1.0	4.9	14.5	456	2.16	25	1.1	3.0	431	0.1	3.0	<0.1	63	1.77
1472113	Drill Core	3.28	4015	17.0	40.8	10.2	16	5.1	5.1	14.8	387	2.89	11	1.3	3.6	212	0.2	3.7	<0.1	12	2.39
1472114	Drill Core	4.32	4615	26.0	7.9	7.4	13	4.3	5.5	13.2	166	3.00	8	1.3	6.4	191	0.1	2.2	<0.1	14	0.39

This report supersedes all previous preliminary and final reports with this file number dated prior to the date on this certificate. Signature indicates final approval; preliminary reports are unsigned and should be used for reference only.

BUREAU VERITAS
MINERAL LABORATORIES
Canada

www.bureauveritas.com/um

Bureau Veritas Commodities Canada Ltd.

9050 Shaughnessy St Vancouver British Columbia V6P 6E5 Canada
PHONE (604) 253-3158

Client: **Goldstrike Resources Ltd.**
1010 - 1130 West Pender St.
Vancouver British Columbia V6E 4A4 Canada

Project: LUC
Report Date: October 18, 2018

CERTIFICATE OF ANALYSIS WHI18000264.1

	Method	MA200	MA200	MA200	MA200	MA200	MA200	MA200	MA200	MA200	MA200	MA200	MA200	MA200	MA200	MA200	MA200	MA200	MA200	MA200	MA200
	Analyte	P	La	Cr	Mg	Ba	Ti	Al	Na	K	W	Zr	Ce	Sn	Y	Nb	Ta	Be	Sc	Li	S
	Unit	%	ppm	ppm	%	ppm	%	%	%	%	ppm	ppm	ppm	ppm	ppm	ppm	ppm	ppm	ppm	ppm	%
	MDL	0.001	0.1	1	0.01	1	0.001	0.01	0.001	0.01	0.1	0.1	1	0.1	0.1	0.1	0.1	1	1	0.1	0.1
1472085	Drill Core	0.041	14.0	5	0.63	2819	0.143	6.15	0.387	0.73	3.2	6.6	24	1.5	6.7	1.6	<0.1	<1	12	42.4	<0.1
1472086	Drill Core	0.036	12.2	5	0.83	1596	0.152	6.29	1.468	0.78	2.8	7.6	24	0.8	6.6	1.9	0.1	<1	9	26.4	<0.1
1472087	Drill Core	0.047	15.3	6	1.03	1534	0.195	7.33	0.051	1.11	3.3	8.9	29	0.9	8.9	2.2	0.1	1	18	44.4	<0.1
1472088	Drill Core	0.038	14.2	4	0.89	400	0.171	7.61	0.048	1.01	6.2	11.5	29	0.9	7.4	2.5	0.2	<1	12	48.9	<0.1
1472089	Drill Core	0.032	13.5	4	0.83	532	0.145	5.82	0.033	0.69	6.6	6.5	25	0.6	7.4	2.3	0.1	<1	10	39.4	<0.1
1472090	Drill Core	0.031	14.7	4	0.78	744	0.149	6.46	0.022	0.77	6.2	6.0	27	0.5	7.8	2.2	0.1	<1	8	40.0	<0.1
1472091	Drill Core	0.051	16.9	5	0.97	1136	0.188	7.10	0.028	1.07	8.9	7.1	32	0.6	8.6	2.5	0.1	<1	11	43.1	<0.1
1472092	Drill Core	0.038	17.2	6	0.86	1333	0.207	7.36	0.033	1.08	2.3	5.1	34	0.7	10.3	3.0	0.2	<1	12	39.6	<0.1
1472093	Drill Core	0.039	18.2	5	1.05	1071	0.178	7.12	0.022	1.07	5.2	6.2	34	0.7	10.6	2.8	0.2	1	11	33.6	<0.1
1472094	Drill Core	0.027	12.9	4	1.03	1481	0.118	5.25	0.016	0.65	3.2	4.1	24	0.5	7.5	1.8	0.1	<1	8	34.5	<0.1
1472095	Drill Core	0.031	13.0	5	1.12	1006	0.139	5.79	0.016	0.44	8.3	4.6	24	0.6	6.3	1.8	0.1	<1	10	43.3	<0.1
1472096	Drill Core	0.039	16.9	5	1.20	666	0.154	6.21	0.027	0.66	7.3	5.1	30	0.6	7.8	2.1	0.1	<1	11	38.2	<0.1
1472097	Drill Core	0.014	21.0	2	0.44	1336	0.069	5.97	2.716	0.29	2.5	10.7	37	0.3	4.0	0.9	<0.1	<1	4	14.8	<0.1
1472098	Drill Core	0.025	21.2	4	0.55	488	0.111	6.36	2.681	0.56	5.1	10.2	35	0.4	4.3	1.3	<0.1	1	8	15.9	<0.1
1472099	Drill Core	0.039	11.4	5	0.89	542	0.143	6.93	2.945	0.67	3.9	8.9	22	0.6	6.0	1.5	<0.1	<1	13	13.8	<0.1
1472100	Rock Pulp	0.043	8.5	29	0.80	463	0.269	5.28	2.086	0.83	28.1	36.8	17	0.6	11.4	3.2	0.2	1	11	11.4	<0.1
1472101	Rock Pulp	0.063	15.0	38	0.72	30	0.117	1.90	0.012	0.40	>200	26.9	28	2.0	15.0	3.1	0.2	<1	5	43.5	1.8
1472102	Drill Core	0.048	12.4	6	0.74	240	0.214	7.84	2.594	0.99	2.3	7.0	25	0.8	8.9	2.4	0.1	<1	15	21.6	<0.1
1472103	Drill Core	0.066	13.3	5	0.77	236	0.213	7.51	2.305	1.23	2.3	6.5	30	0.9	11.0	4.3	0.3	1	13	19.4	<0.1
1472104	Drill Core	0.021	10.3	2	0.63	1121	0.121	6.61	0.407	0.89	2.8	4.9	20	0.4	5.3	1.6	0.1	1	7	34.8	<0.1
1472105	Drill Core	0.020	11.5	4	0.57	2191	0.120	5.89	0.027	0.63	4.0	15.5	20	0.6	5.7	1.9	0.1	<1	6	43.8	<0.1
1472106	Drill Core	0.040	9.3	6	0.80	337	0.230	6.74	0.279	1.03	1.7	10.7	18	0.6	9.7	2.0	0.1	<1	17	26.3	<0.1
1472107	Drill Core	0.067	7.8	14	1.00	132	0.238	7.81	1.565	1.33	1.9	3.7	18	0.6	15.2	1.3	<0.1	<1	27	24.5	<0.1
1472108	Drill Core	0.081	9.2	14	0.94	215	0.291	9.45	0.781	1.22	0.3	3.9	21	0.7	15.7	1.4	<0.1	<1	30	33.5	<0.1
1472109	Drill Core	0.071	10.9	10	0.77	228	0.233	8.53	0.104	1.47	0.5	7.3	21	1.0	12.6	1.3	0.1	1	23	31.7	<0.1
1472110	Drill Core	0.052	11.6	8	0.83	1997	0.210	6.62	0.030	1.25	1.3	7.2	22	0.7	13.2	1.7	0.1	<1	17	29.2	<0.1
1472111	Drill Core	0.025	12.2	6	0.72	1550	0.125	5.69	0.022	0.96	3.4	22.1	21	0.8	7.1	2.3	0.1	<1	6	34.4	<0.1
1472112	Drill Core	0.033	13.2	7	0.66	1983	0.204	7.06	0.057	1.58	4.2	7.4	25	0.6	8.3	2.1	0.1	1	11	35.2	<0.1
1472113	Drill Core	0.042	15.0	4	0.51	39	0.111	8.41	1.679	0.20	6.5	10.2	27	0.2	5.2	1.6	<0.1	<1	5	40.4	<0.1
1472114	Drill Core	0.072	20.9	4	0.16	31	0.176	8.37	4.461	0.22	13.7	12.1	41	0.3	4.1	2.8	0.1	<1	4	23.8	<0.1

This report supersedes all previous preliminary and final reports with this file number dated prior to the date on this certificate. Signature indicates final approval; preliminary reports are unsigned and should be used for reference only.

BUREAU VERITAS
MINERAL LABORATORIES
Canada

www.bureauveritas.com/um

Bureau Veritas Commodities Canada Ltd.

9050 Shaughnessy St Vancouver British Columbia V6P 6E5 Canada
PHONE (604) 253-3158

Client: **Goldstrike Resources Ltd.**
1010 - 1130 West Pender St.
Vancouver British Columbia V6E 4A4 Canada

Project: LUC
Report Date: October 18, 2018

CERTIFICATE OF ANALYSIS WHI18000264.1

	Method	MA200	MA200	MA200	MA200	MA200	MA200	MA200	AQ200	FA550
	Analyte	Rb	Hf	In	Re	Se	Te	Tl	Hg	Au
	Unit	ppm	ppm	ppm	ppm	ppm	ppm	ppm	ppm	gm/t
	MDL	0.1	0.1	0.05	0.005	1	0.5	0.5	0.01	0.9
1472085	Drill Core	16.6	0.3	<0.05	<0.005	<1	0.7	<0.5	0.05	
1472086	Drill Core	13.7	0.3	<0.05	<0.005	<1	<0.5	<0.5	<0.01	
1472087	Drill Core	20.2	0.4	<0.05	<0.005	1	1.1	<0.5	0.03	
1472088	Drill Core	18.2	0.4	<0.05	<0.005	<1	1.5	<0.5	0.07	
1472089	Drill Core	14.7	0.3	<0.05	<0.005	<1	1.0	<0.5	0.02	
1472090	Drill Core	19.2	0.2	<0.05	<0.005	<1	<0.5	<0.5	<0.01	
1472091	Drill Core	24.2	0.3	<0.05	<0.005	<1	<0.5	<0.5	<0.01	
1472092	Drill Core	27.1	0.2	<0.05	<0.005	<1	<0.5	<0.5	<0.01	
1472093	Drill Core	22.5	0.2	<0.05	<0.005	<1	<0.5	<0.5	<0.01	
1472094	Drill Core	13.4	0.2	<0.05	<0.005	<1	0.7	<0.5	<0.01	
1472095	Drill Core	9.0	0.2	<0.05	<0.005	<1	0.7	<0.5	<0.01	
1472096	Drill Core	14.7	0.2	<0.05	<0.005	<1	0.7	<0.5	<0.01	
1472097	Drill Core	5.3	0.5	<0.05	<0.005	<1	<0.5	<0.5	<0.01	
1472098	Drill Core	10.2	0.5	<0.05	<0.005	<1	<0.5	<0.5	<0.01	
1472099	Drill Core	12.8	0.3	<0.05	<0.005	<1	1.6	<0.5	0.03	
1472100	Rock Pulp	21.3	1.1	<0.05	<0.005	<1	<0.5	<0.5	0.02	
1472101	Rock Pulp	24.4	0.7	0.10	0.006	1	3.1	4.3	6.19	15.8
1472102	Drill Core	24.4	0.3	0.05	<0.005	<1	<0.5	<0.5	<0.01	
1472103	Drill Core	25.0	0.3	0.06	<0.005	<1	<0.5	<0.5	0.04	
1472104	Drill Core	18.3	0.2	<0.05	<0.005	<1	0.6	<0.5	0.01	
1472105	Drill Core	16.8	0.5	<0.05	<0.005	<1	<0.5	<0.5	0.04	
1472106	Drill Core	31.6	0.3	<0.05	<0.005	2	<0.5	<0.5	0.01	
1472107	Drill Core	32.3	0.2	<0.05	<0.005	3	<0.5	<0.5	<0.01	
1472108	Drill Core	32.1	0.3	0.09	<0.005	2	<0.5	<0.5	<0.01	
1472109	Drill Core	35.2	0.3	0.06	<0.005	<1	<0.5	<0.5	<0.01	
1472110	Drill Core	35.5	0.3	<0.05	<0.005	<1	0.8	<0.5	0.01	
1472111	Drill Core	23.5	0.6	<0.05	<0.005	<1	0.6	<0.5	0.03	
1472112	Drill Core	38.7	0.3	<0.05	<0.005	<1	0.7	<0.5	0.14	
1472113	Drill Core	3.2	0.3	<0.05	<0.005	1	2.0	<0.5	0.39	
1472114	Drill Core	2.7	0.4	<0.05	<0.005	<1	1.8	<0.5	0.63	

This report supersedes all previous preliminary and final reports with this file number dated prior to the date on this certificate. Signature indicates final approval; preliminary reports are unsigned and should be used for reference only.

BUREAU VERITAS
MINERAL LABORATORIES
Canada

www.bureauveritas.com/um

Bureau Veritas Commodities Canada Ltd.

9050 Shaughnessy St Vancouver British Columbia V6P 6E5 Canada
PHONE (604) 253-3158

Client: **Goldstrike Resources Ltd.**
1010 - 1130 West Pender St.
Vancouver British Columbia V6E 4A4 Canada

Project: LUC
Report Date: October 18, 2018

CERTIFICATE OF ANALYSIS WHI18000264.1

	Method	WGHT	FA350	MA200	MA200	MA200	MA200	MA200	MA200	MA200	MA200	MA200	MA200	MA200	MA200	MA200	MA200	MA200	MA200	MA200	MA200
	Analyte	Wgt	Au	Mo	Cu	Pb	Zn	Ag	Ni	Co	Mn	Fe	As	U	Th	Sr	Cd	Sb	Bi	V	Ca
	Unit	kg	ppb	ppm	ppm	ppm	ppm	ppm	ppm	ppm	ppm	%	ppm	ppm	ppm	ppm	ppm	ppm	ppm	ppm	%
	MDL	0.01	2	0.1	0.1	0.1	1	0.1	0.1	0.2	1	0.01	1	0.1	0.1	1	0.1	0.1	0.1	1	0.01
1472115	Drill Core	3.35	4641	32.5	7.9	9.6	10	6.1	6.0	14.9	99	3.55	8	1.3	5.2	218	<0.1	2.3	<0.1	17	0.20
1472116	Drill Core	3.32	3486	15.9	16.9	10.2	21	3.4	8.2	19.3	381	3.00	13	1.1	7.1	463	0.2	4.2	<0.1	36	0.94
1472117	Drill Core	5.07	2308	21.4	67.7	28.6	45	3.5	7.6	22.0	588	2.90	28	0.9	3.2	702	0.3	7.0	<0.1	67	3.23
1472118	Drill Core	4.40	44	17.8	10.1	13.0	58	0.2	8.7	18.2	1098	4.30	21	0.8	1.5	388	0.3	11.0	<0.1	160	6.02
1472119	Drill Core	4.09	248	24.9	17.7	8.8	55	0.5	21.1	24.5	1271	5.04	5	1.3	2.0	257	0.3	1.1	0.1	174	5.46
1472120	Drill Core	4.66	11	1.9	12.2	3.9	40	<0.1	32.9	17.3	602	3.75	4	1.2	4.6	168	<0.1	0.3	<0.1	126	2.71
1472121	Drill Core	3.86	3	2.3	61.1	4.3	51	<0.1	27.5	20.7	498	5.19	5	1.7	2.4	176	<0.1	0.4	0.1	285	2.50
1472122	Drill Core	4.64	4	2.0	13.0	3.4	33	<0.1	25.8	14.8	963	3.54	4	1.2	5.4	209	<0.1	0.2	<0.1	111	4.47
1472123	Drill Core	4.84	<2	2.9	9.7	18.9	36	0.2	23.9	16.0	576	3.81	3	0.9	4.4	156	<0.1	0.3	<0.1	134	2.66
1472124	Drill Core	3.03	4	6.4	36.4	17.6	52	0.7	33.4	26.4	1275	6.27	5	1.0	1.5	264	<0.1	0.4	0.1	225	5.97
1472125	Rock Pulp	0.05	4	3.9	24.7	4.8	46	0.4	22.6	12.4	527	2.57	5	0.8	2.0	254	0.2	0.8	<0.1	86	1.83
1472126	Rock Pulp	0.09	485	53.7	>10000	942.5	>10000	61.7	18.2	5.1	695	12.23	106	4.7	0.2	54	238.7	52.2	12.3	40	1.65
1472127	Drill Core	3.82	<2	3.0	21.1	5.0	60	<0.1	38.4	32.6	1256	6.73	6	1.2	0.5	283	<0.1	0.3	0.1	317	6.49
1472128	Drill Core	5.46	2	2.3	33.0	4.9	69	<0.1	44.7	35.2	1138	6.67	5	1.1	1.1	234	<0.1	0.3	<0.1	305	5.30
1472129	Drill Core	4.61	3	1.0	6.9	5.7	38	<0.1	19.2	14.6	638	2.82	3	1.2	6.2	171	<0.1	0.2	<0.1	84	2.61
1472130	Drill Core	3.65	<2	1.6	16.6	5.0	45	<0.1	14.6	10.3	548	3.01	3	1.2	6.4	159	<0.1	0.2	<0.1	66	2.03
1472131	Drill Core	5.22	<2	1.0	3.4	4.3	31	<0.1	19.3	10.9	685	2.65	3	1.0	5.4	148	<0.1	0.3	<0.1	76	2.88
1472132	Drill Core	4.77	<2	1.3	33.5	5.3	37	<0.1	29.7	21.2	818	4.90	4	1.2	3.5	164	<0.1	0.4	<0.1	221	3.61
1472133	Drill Core	3.54	<2	0.5	1.4	3.5	37	<0.1	23.9	13.7	524	3.12	3	1.0	6.3	144	<0.1	0.2	<0.1	91	1.91
1472134	Drill Core	5.64	<2	1.6	4.8	4.9	52	<0.1	27.1	14.8	610	3.58	4	1.2	5.4	177	<0.1	0.3	<0.1	124	2.30
1472135	Drill Core	4.55	<2	1.3	3.3	4.9	34	<0.1	13.9	10.3	889	2.50	3	1.0	4.9	224	<0.1	0.2	<0.1	75	4.35
1472136	Drill Core	5.17	<2	2.1	3.0	6.3	36	<0.1	21.2	9.7	724	2.54	3	1.3	6.3	231	<0.1	0.2	<0.1	82	3.19
1472137	Drill Core	3.48	<2	2.9	9.9	5.8	47	0.3	23.3	14.8	466	3.53	3	1.6	7.1	158	<0.1	0.2	<0.1	95	1.39
1472138	Drill Core	2.93	<2	2.1	18.8	4.4	39	<0.1	11.9	10.2	672	3.52	4	1.5	6.0	139	<0.1	0.2	<0.1	65	2.13

This report supersedes all previous preliminary and final reports with this file number dated prior to the date on this certificate. Signature indicates final approval; preliminary reports are unsigned and should be used for reference only.

BUREAU VERITAS
MINERAL LABORATORIES
Canada

www.bureauveritas.com/um

Bureau Veritas Commodities Canada Ltd.

9050 Shaughnessy St Vancouver British Columbia V6P 6E5 Canada
PHONE (604) 253-3158

Client: **Goldstrike Resources Ltd.**
1010 - 1130 West Pender St.
Vancouver British Columbia V6E 4A4 Canada

Project: LUC
Report Date: October 18, 2018

CERTIFICATE OF ANALYSIS WHI18000264.1

	Method	MA200	MA200	MA200	MA200	MA200	MA200	MA200	MA200	MA200	MA200	MA200	MA200	MA200	MA200	MA200	MA200	MA200	MA200	MA200	MA200
	Analyte	P	La	Cr	Mg	Ba	Ti	Al	Na	K	W	Zr	Ce	Sn	Y	Nb	Ta	Be	Sc	Li	S
	Unit	%	ppm	ppm	%	ppm	%	%	%	%	ppm	ppm	ppm	ppm	ppm	ppm	ppm	ppm	ppm	ppm	%
	MDL	0.001	0.1	1	0.01	1	0.001	0.01	0.001	0.01	0.1	0.1	1	0.1	0.1	0.1	0.1	1	1	0.1	0.1
1472115	Drill Core	0.050	16.6	4	0.09	30	0.183	8.74	3.952	0.27	15.3	12.1	33	0.4	3.4	2.8	0.2	<1	2	31.0	<0.1
1472116	Drill Core	0.039	25.2	5	0.55	75	0.170	8.17	0.588	0.94	9.8	11.2	48	0.4	6.4	2.7	0.2	1	7	52.4	<0.1
1472117	Drill Core	0.047	14.4	7	1.12	101	0.214	6.28	0.031	0.89	5.5	8.3	29	0.8	8.9	2.4	0.2	<1	10	52.5	<0.1
1472118	Drill Core	0.027	7.7	19	2.08	1352	0.255	5.98	0.034	1.21	8.4	5.8	16	0.8	7.5	2.1	0.1	<1	20	40.3	<0.1
1472119	Drill Core	0.052	10.6	46	2.34	5121	0.463	6.10	1.255	0.97	1.4	7.3	22	1.1	17.8	3.2	0.2	1	21	12.6	0.1
1472120	Drill Core	0.032	12.9	94	2.13	523	0.390	6.50	1.753	1.11	0.3	14.3	26	2.1	15.3	6.0	0.5	1	16	15.1	<0.1
1472121	Drill Core	0.079	10.4	53	2.17	606	0.873	6.93	2.023	1.24	0.3	13.1	24	2.5	21.3	7.4	0.4	<1	22	15.8	<0.1
1472122	Drill Core	0.035	19.9	70	2.04	297	0.338	6.12	2.379	0.75	0.2	12.3	37	1.6	24.5	5.3	0.4	<1	13	11.1	<0.1
1472123	Drill Core	0.028	12.4	61	1.88	216	0.314	6.48	2.822	0.73	0.9	12.5	24	1.8	16.8	4.0	0.3	1	16	10.3	<0.1
1472124	Drill Core	0.048	8.2	63	2.29	560	0.615	5.96	1.950	0.67	6.2	7.8	17	1.6	22.7	3.4	0.2	<1	26	14.6	<0.1
1472125	Rock Pulp	0.050	8.5	33	0.81	496	0.298	5.03	2.115	0.86	28.1	40.3	17	0.8	12.1	3.5	0.2	<1	10	13.7	<0.1
1472126	Rock Pulp	0.038	2.3	18	2.34	42	0.032	3.82	0.519	0.74	0.5	30.4	7	3.4	4.8	0.4	<0.1	<1	8	7.2	>10
1472127	Drill Core	0.055	9.4	77	2.49	354	0.834	6.66	1.113	0.82	0.7	9.5	19	1.6	25.4	2.3	0.1	1	35	14.3	<0.1
1472128	Drill Core	0.055	10.6	87	2.58	858	0.806	6.82	1.321	1.36	0.5	10.8	20	1.1	26.9	2.6	0.2	1	31	14.5	<0.1
1472129	Drill Core	0.030	15.6	63	1.41	830	0.282	6.25	3.739	0.73	0.3	15.7	31	1.7	16.7	6.6	0.5	<1	11	6.0	<0.1
1472130	Drill Core	0.038	17.8	34	1.28	729	0.295	6.52	2.980	1.13	0.1	15.3	35	2.0	18.7	7.7	0.5	1	11	8.0	<0.1
1472131	Drill Core	0.024	15.1	52	1.52	537	0.279	5.58	2.221	1.01	0.2	9.3	29	1.7	14.7	7.4	0.6	<1	12	7.2	<0.1
1472132	Drill Core	0.041	13.2	69	2.17	532	0.608	6.90	1.995	1.42	0.2	8.5	27	1.3	18.8	5.6	0.3	1	24	10.2	<0.1
1472133	Drill Core	0.030	16.5	66	1.62	933	0.336	6.53	2.367	1.32	0.2	8.6	34	1.8	14.6	8.2	0.5	<1	12	11.4	<0.1
1472134	Drill Core	0.037	16.3	63	1.62	1884	0.372	6.97	2.735	0.95	0.3	13.7	34	2.1	15.4	5.0	0.4	<1	14	9.3	<0.1
1472135	Drill Core	0.028	17.5	42	1.87	4604	0.210	5.95	3.219	0.66	0.1	13.7	33	1.2	17.6	3.2	0.2	<1	9	5.4	0.1
1472136	Drill Core	0.025	19.7	58	1.42	4050	0.313	6.14	3.323	0.77	0.5	12.3	37	1.6	18.5	7.6	0.6	<1	12	7.8	<0.1
1472137	Drill Core	0.042	17.4	75	1.55	1262	0.382	6.98	3.271	1.28	2.1	13.3	34	2.4	19.3	10.1	0.7	<1	14	12.1	<0.1
1472138	Drill Core	0.046	20.3	31	1.50	1161	0.294	6.21	2.807	0.90	0.3	9.6	43	2.1	21.8	9.1	0.6	<1	12	10.8	<0.1

This report supersedes all previous preliminary and final reports with this file number dated prior to the date on this certificate. Signature indicates final approval; preliminary reports are unsigned and should be used for reference only.

BUREAU VERITAS
MINERAL LABORATORIES
Canada

www.bureauveritas.com/um

Bureau Veritas Commodities Canada Ltd.

9050 Shaughnessy St Vancouver British Columbia V6P 6E5 Canada
PHONE (604) 253-3158

Client: **Goldstrike Resources Ltd.**
1010 - 1130 West Pender St.
Vancouver British Columbia V6E 4A4 Canada

Project: LUC
Report Date: October 18, 2018

CERTIFICATE OF ANALYSIS WHI18000264.1

	Method	MA200	MA200	MA200	MA200	MA200	MA200	MA200	AQ200	FA550
	Analyte	Rb	Hf	In	Re	Se	Te	Tl	Hg	Au
	Unit	ppm	ppm	ppm	ppm	ppm	ppm	ppm	ppm	gm/t
	MDL	0.1	0.1	0.05	0.005	1	0.5	0.5	0.01	0.9
1472115	Drill Core	4.4	0.4	<0.05	<0.005	2	3.3	<0.5	0.76	
1472116	Drill Core	17.5	0.4	<0.05	<0.005	<1	1.9	<0.5	0.30	
1472117	Drill Core	22.3	0.4	<0.05	<0.005	<1	2.3	<0.5	0.21	
1472118	Drill Core	36.4	0.3	0.06	<0.005	<1	1.3	<0.5	0.03	
1472119	Drill Core	37.3	0.4	0.06	<0.005	2	1.8	<0.5	0.04	
1472120	Drill Core	34.9	0.5	<0.05	<0.005	<1	0.6	<0.5	0.01	
1472121	Drill Core	40.1	0.7	0.12	<0.005	<1	0.6	<0.5	<0.01	
1472122	Drill Core	27.5	0.5	0.05	<0.005	<1	1.4	<0.5	<0.01	
1472123	Drill Core	25.2	0.6	0.11	<0.005	<1	<0.5	<0.5	0.02	
1472124	Drill Core	28.1	0.5	0.05	<0.005	<1	0.8	<0.5	0.02	
1472125	Rock Pulp	20.8	1.3	<0.05	<0.005	<1	<0.5	<0.5	0.03	
1472126	Rock Pulp	10.9	1.0	9.33	0.011	3	8.3	2.7	2.62	
1472127	Drill Core	37.9	0.6	0.07	<0.005	1	0.9	<0.5	0.02	
1472128	Drill Core	59.7	0.6	0.09	<0.005	<1	0.9	<0.5	0.01	
1472129	Drill Core	21.3	0.6	<0.05	<0.005	<1	<0.5	<0.5	0.01	
1472130	Drill Core	33.0	0.5	0.11	<0.005	<1	<0.5	<0.5	0.02	
1472131	Drill Core	34.2	0.4	<0.05	<0.005	<1	<0.5	<0.5	<0.01	
1472132	Drill Core	64.7	0.5	<0.05	<0.005	<1	0.9	<0.5	<0.01	
1472133	Drill Core	46.1	0.4	<0.05	<0.005	1	<0.5	<0.5	0.01	
1472134	Drill Core	34.1	0.6	0.08	<0.005	<1	<0.5	<0.5	<0.01	
1472135	Drill Core	24.0	0.5	<0.05	<0.005	<1	0.6	<0.5	<0.01	
1472136	Drill Core	26.5	0.5	<0.05	<0.005	<1	<0.5	<0.5	0.01	
1472137	Drill Core	37.4	0.5	0.10	<0.005	<1	<0.5	<0.5	<0.01	
1472138	Drill Core	31.5	0.3	0.14	<0.005	<1	<0.5	<0.5	0.01	

This report supersedes all previous preliminary and final reports with this file number dated prior to the date on this certificate. Signature indicates final approval; preliminary reports are unsigned and should be used for reference only.

BUREAU VERITAS
MINERAL LABORATORIES
Canada

www.bureauveritas.com/um

Bureau Veritas Commodities Canada Ltd.
9050 Shaughnessy St Vancouver British Columbia V6P 6E5 Canada
PHONE (604) 253-3158

Client: **Goldstrike Resources Ltd.**
1010 - 1130 West Pender St.
Vancouver British Columbia V6E 4A4 Canada

Project: LUC
Report Date: October 18, 2018

QUALITY CONTROL REPORT WHI18000264.1

	Method	WGHT	FA350	MA200	MA200	MA200	MA200	MA200	MA200	MA200	MA200	MA200	MA200	MA200	MA200	MA200	MA200	MA200	MA200	MA200	MA200
	Analyte	Wgt	Au	Mo	Cu	Pb	Zn	Ag	Ni	Co	Mn	Fe	As	U	Th	Sr	Cd	Sb	Bi	V	Ca
	Unit	kg	ppb	ppm	ppm	ppm	ppm	ppm	ppm	ppm	ppm	%	ppm	ppm	ppm	ppm	ppm	ppm	ppm	ppm	%
	MDL	0.01	2	0.1	0.1	0.1	1	0.1	0.1	0.2	1	0.01	1	0.1	0.1	1	0.1	0.1	0.1	1	0.01
Pulp Duplicates																					
1472058	Drill Core	3.91	113	0.8	37.1	3.9	26	0.4	5.9	9.6	507	2.79	4	0.3	4.1	134	0.3	0.6	<0.1	72	2.24
REP 1472058	QC																				
1472067	Drill Core	4.06	8	2.7	17.9	3.0	36	0.2	3.6	13.2	551	2.76	3	0.3	2.7	166	<0.1	0.6	<0.1	74	2.82
REP 1472067	QC		6																		
1472069	Drill Core	3.87	<2	3.0	112.0	3.8	41	0.2	3.7	20.2	512	2.73	26	0.4	3.7	158	<0.1	0.8	<0.1	72	3.02
REP 1472069	QC			2.9	111.8	3.7	40	0.2	3.6	20.3	518	2.70	26	0.4	3.5	157	<0.1	0.7	<0.1	71	2.96
1472091	Drill Core	5.07	148	2.2	21.2	5.9	41	0.2	4.8	9.7	651	2.98	7	0.5	6.0	191	0.2	2.5	<0.1	98	3.17
REP 1472091	QC																				
1472099	Drill Core	4.41	427	3.3	39.8	5.6	42	2.2	4.2	13.0	984	3.61	4	0.5	3.0	140	<0.1	1.0	<0.1	86	2.55
REP 1472099	QC		407																		
1472103	Drill Core	4.23	63	1.6	27.0	5.0	46	1.3	4.4	11.1	787	3.69	6	0.5	3.4	224	0.2	0.9	<0.1	98	2.45
REP 1472103	QC			1.7	29.3	5.1	46	1.3	4.8	11.2	804	3.80	6	0.5	3.3	226	<0.1	0.9	<0.1	105	2.53
1472112	Drill Core	3.44	604	5.2	42.7	10.3	40	1.0	4.9	14.5	456	2.16	25	1.1	3.0	431	0.1	3.0	<0.1	63	1.77
REP 1472112	QC		704																		
1472126	Rock Pulp	0.09	485	53.7	>10000	942.5	>10000	61.7	18.2	5.1	695	12.23	106	4.7	0.2	54	238.7	52.2	12.3	40	1.65
REP 1472126	QC																				
1472127	Drill Core	3.82	<2	3.0	21.1	5.0	60	<0.1	38.4	32.6	1256	6.73	6	1.2	0.5	283	<0.1	0.3	0.1	317	6.49
REP 1472127	QC		2																		
1472130	Drill Core	3.65	<2	1.6	16.6	5.0	45	<0.1	14.6	10.3	548	3.01	3	1.2	6.4	159	<0.1	0.2	<0.1	66	2.03
REP 1472130	QC			1.7	17.1	5.0	49	<0.1	15.7	10.9	570	3.09	3	1.2	6.7	155	<0.1	0.2	<0.1	67	2.05
Core Reject Duplicates																					
1472077	Drill Core	2.48	554	13.0	18.2	3.9	22	1.0	2.5	4.9	226	1.48	9	0.3	5.0	109	0.1	4.4	<0.1	30	2.37
DUP 1472077	QC		354	14.4	17.2	3.7	21	1.0	2.5	4.7	224	1.41	8	0.3	4.8	104	0.1	3.9	<0.1	29	2.35
1472111	Drill Core	4.77	107	3.1	11.1	9.0	39	0.2	4.1	14.5	876	2.33	17	1.1	4.1	460	<0.1	2.2	<0.1	46	3.13
DUP 1472111	QC		91	3.2	10.1	9.7	46	0.2	4.0	14.4	852	2.38	17	1.1	4.2	439	0.1	2.4	<0.1	48	3.30
Reference Materials																					
STD AGPROOF	Standard																				
STD DS11	Standard																				

This report supersedes all previous preliminary and final reports with this file number dated prior to the date on this certificate. Signature indicates final approval; preliminary reports are unsigned and should be used for reference only.

BUREAU VERITAS
MINERAL LABORATORIES
Canada

www.bureauveritas.com/um

Bureau Veritas Commodities Canada Ltd.
9050 Shaughnessy St Vancouver British Columbia V6P 6E5 Canada
PHONE (604) 253-3158

Client: **Goldstrike Resources Ltd.**
1010 - 1130 West Pender St.
Vancouver British Columbia V6E 4A4 Canada

Project: LUC
Report Date: October 18, 2018

QUALITY CONTROL REPORT WHI18000264.1

	Method	MA200	MA200	MA200	MA200	MA200	MA200	MA200	MA200	MA200	MA200	MA200	MA200	MA200	MA200	MA200	MA200	MA200	MA200	MA200	MA200
	Analyte	P	La	Cr	Mg	Ba	Ti	Al	Na	K	W	Zr	Ce	Sn	Y	Nb	Ta	Be	Sc	Li	S
	Unit	%	ppm	ppm	%	ppm	%	%	%	%	ppm	ppm	ppm	ppm	ppm	ppm	ppm	ppm	ppm	ppm	%
	MDL	0.001	0.1	1	0.01	1	0.001	0.01	0.001	0.01	0.1	0.1	1	0.1	0.1	0.1	0.1	1	1	0.1	0.1
Pulp Duplicates																					
1472058	Drill Core	0.035	12.4	5	0.34	145	0.130	7.61	4.555	0.75	2.9	10.7	25	0.3	3.9	1.0	<0.1	<1	8	8.9	<0.1
REP 1472058	QC																				
1472067	Drill Core	0.043	11.9	5	0.56	231	0.191	6.73	2.776	1.18	1.7	4.4	26	0.8	8.0	2.5	0.1	<1	12	10.5	<0.1
REP 1472067	QC																				
1472069	Drill Core	0.038	10.3	5	0.63	238	0.208	6.45	1.983	1.11	0.6	4.4	23	1.1	10.8	3.0	0.2	<1	10	12.9	<0.1
REP 1472069	QC	0.040	9.9	5	0.62	232	0.208	6.43	1.949	1.09	0.6	4.5	22	1.2	10.5	3.0	0.2	<1	10	14.8	<0.1
1472091	Drill Core	0.051	16.9	5	0.97	1136	0.188	7.10	0.028	1.07	8.9	7.1	32	0.6	8.6	2.5	0.1	<1	11	43.1	<0.1
REP 1472091	QC																				
1472099	Drill Core	0.039	11.4	5	0.89	542	0.143	6.93	2.945	0.67	3.9	8.9	22	0.6	6.0	1.5	<0.1	<1	13	13.8	<0.1
REP 1472099	QC																				
1472103	Drill Core	0.066	13.3	5	0.77	236	0.213	7.51	2.305	1.23	2.3	6.5	30	0.9	11.0	4.3	0.3	1	13	19.4	<0.1
REP 1472103	QC	0.069	12.8	5	0.79	240	0.226	7.62	2.397	1.24	2.4	6.4	30	0.8	11.0	4.7	0.3	<1	14	20.8	<0.1
1472112	Drill Core	0.033	13.2	7	0.66	1983	0.204	7.06	0.057	1.58	4.2	7.4	25	0.6	8.3	2.1	0.1	1	11	35.2	<0.1
REP 1472112	QC																				
1472126	Rock Pulp	0.038	2.3	18	2.34	42	0.032	3.82	0.519	0.74	0.5	30.4	7	3.4	4.8	0.4	<0.1	<1	8	7.2	>10
REP 1472126	QC																				
1472127	Drill Core	0.055	9.4	77	2.49	354	0.834	6.66	1.113	0.82	0.7	9.5	19	1.6	25.4	2.3	0.1	1	35	14.3	<0.1
REP 1472127	QC																				
1472130	Drill Core	0.038	17.8	34	1.28	729	0.295	6.52	2.980	1.13	0.1	15.3	35	2.0	18.7	7.7	0.5	1	11	8.0	<0.1
REP 1472130	QC	0.039	17.7	39	1.31	707	0.280	6.60	3.029	1.10	0.2	15.3	38	1.9	19.0	8.2	0.5	1	11	8.2	<0.1
Core Reject Duplicates																					
1472077	Drill Core	0.017	24.6	3	0.38	145	0.080	5.27	0.021	0.73	4.8	8.0	43	0.4	4.8	1.8	0.1	<1	4	42.0	<0.1
DUP 1472077	QC	0.015	24.1	2	0.35	145	0.078	5.11	0.019	0.67	4.4	7.5	44	0.2	4.3	1.7	0.2	<1	3	37.7	<0.1
1472111	Drill Core	0.025	12.2	6	0.72	1550	0.125	5.69	0.022	0.96	3.4	22.1	21	0.8	7.1	2.3	0.1	<1	6	34.4	<0.1
DUP 1472111	QC	0.028	12.9	7	0.74	1495	0.127	5.76	0.024	0.99	3.5	20.3	22	0.7	7.6	2.3	0.1	<1	7	37.4	<0.1
Reference Materials																					
STD AGPROOF	Standard																				
STD DS11	Standard																				

This report supersedes all previous preliminary and final reports with this file number dated prior to the date on this certificate. Signature indicates final approval; preliminary reports are unsigned and should be used for reference only.

BUREAU VERITAS
MINERAL LABORATORIES
Canada

www.bureauveritas.com/um

Bureau Veritas Commodities Canada Ltd.
9050 Shaughnessy St Vancouver British Columbia V6P 6E5 Canada
PHONE (604) 253-3158

Client: **Goldstrike Resources Ltd.**
1010 - 1130 West Pender St.
Vancouver British Columbia V6E 4A4 Canada

Project: LUC
Report Date: October 18, 2018

QUALITY CONTROL REPORT WHI18000264.1

	Method	MA200	MA200	MA200	MA200	MA200	MA200	MA200	AQ200	FA550
	Analyte	Rb	Hf	In	Re	Se	Te	Tl	Hg	Au
	Unit	ppm	ppm	ppm	ppm	ppm	ppm	ppm	ppm	gm/t
	MDL	0.1	0.1	0.05	0.005	1	0.5	0.5	0.01	0.9
Pulp Duplicates										
1472058	Drill Core	12.0	0.4	<0.05	<0.005	<1	0.6	<0.5	0.02	
REP 1472058	QC								0.02	
1472067	Drill Core	26.9	0.2	<0.05	<0.005	<1	<0.5	<0.5	<0.01	
REP 1472067	QC									
1472069	Drill Core	25.8	0.2	0.07	<0.005	<1	0.7	<0.5	<0.01	
REP 1472069	QC	25.3	0.2	<0.05	<0.005	<1	<0.5	<0.5		
1472091	Drill Core	24.2	0.3	<0.05	<0.005	<1	<0.5	<0.5	<0.01	
REP 1472091	QC								<0.01	
1472099	Drill Core	12.8	0.3	<0.05	<0.005	<1	1.6	<0.5	0.03	
REP 1472099	QC									
1472103	Drill Core	25.0	0.3	0.06	<0.005	<1	<0.5	<0.5	0.04	
REP 1472103	QC	24.0	0.3	<0.05	<0.005	<1	<0.5	<0.5		
1472112	Drill Core	38.7	0.3	<0.05	<0.005	<1	0.7	<0.5	0.14	
REP 1472112	QC									
1472126	Rock Pulp	10.9	1.0	9.33	0.011	3	8.3	2.7	2.62	
REP 1472126	QC								2.53	
1472127	Drill Core	37.9	0.6	0.07	<0.005	1	0.9	<0.5	0.02	
REP 1472127	QC									
1472130	Drill Core	33.0	0.5	0.11	<0.005	<1	<0.5	<0.5	0.02	
REP 1472130	QC	32.2	0.5	0.09	<0.005	<1	<0.5	<0.5		
Core Reject Duplicates										
1472077	Drill Core	14.1	0.4	<0.05	<0.005	<1	0.9	<0.5	0.03	
DUP 1472077	QC	13.2	0.3	<0.05	<0.005	<1	1.0	<0.5	0.02	
1472111	Drill Core	23.5	0.6	<0.05	<0.005	<1	0.6	<0.5	0.03	
DUP 1472111	QC	24.4	0.6	<0.05	<0.005	<1	0.6	<0.5	0.03	
Reference Materials										
STD AGPROOF	Standard									<0.9
STD DS11	Standard								0.26	

This report supersedes all previous preliminary and final reports with this file number dated prior to the date on this certificate. Signature indicates final approval; preliminary reports are unsigned and should be used for reference only.

BUREAU VERITAS
MINERAL LABORATORIES
Canada

www.bureauveritas.com/um

Bureau Veritas Commodities Canada Ltd.
9050 Shaughnessy St Vancouver British Columbia V6P 6E5 Canada
PHONE (604) 253-3158

Client: **Goldstrike Resources Ltd.**
1010 - 1130 West Pender St.
Vancouver British Columbia V6E 4A4 Canada

Project: LUC
Report Date: October 18, 2018

QUALITY CONTROL REPORT WHI18000264.1

		WGHT	FA350	MA200	MA200	MA200	MA200	MA200	MA200	MA200	MA200	MA200	MA200	MA200	MA200	MA200	MA200	MA200	MA200	MA200	MA200
		Wgt	Au	Mo	Cu	Pb	Zn	Ag	Ni	Co	Mn	Fe	As	U	Th	Sr	Cd	Sb	Bi	V	Ca
		kg	ppb	ppm	ppm	ppm	ppm	ppm	ppm	ppm	ppm	%	ppm	ppm	ppm	ppm	ppm	ppm	ppm	ppm	%
		0.01	2	0.1	0.1	0.1	1	0.1	0.1	0.2	1	0.01	1	0.1	0.1	1	0.1	0.1	0.1	1	0.01
STD DS11	Standard																				
STD DS11	Standard																				
STD OREAS25A-4A	Standard			2.2	29.0	23.2	38	<0.1	42.5	7.4	439	6.21	9	2.6	14.9	43	<0.1	0.5	0.3	150	0.30
STD OREAS25A-4A	Standard			2.7	34.3	27.1	46	<0.1	49.5	8.2	535	6.66	11	3.1	17.4	48	<0.1	0.5	0.4	165	0.28
STD OREAS25A-4A	Standard			2.8	32.2	26.0	43	<0.1	47.9	8.8	537	6.64	10	3.1	17.6	51	<0.1	0.6	0.3	161	0.30
STD OREAS45E	Standard			2.2	746.2	16.4	42	0.3	472.6	57.0	522	22.27	15	2.2	11.4	14	<0.1	0.8	0.2	322	0.07
STD OREAS45E	Standard			2.5	752.8	19.0	45	0.3	465.5	61.8	530	23.15	16	2.6	13.1	16	<0.1	1.1	0.3	323	0.06
STD OREAS45E	Standard			2.4	785.8	18.5	52	0.3	466.2	59.1	574	22.23	16	2.5	13.6	16	<0.1	1.1	0.3	323	0.06
STD OREAS45EA	Standard																				
STD OREAS45EA	Standard																				
STD OREAS45EA	Standard																				
STD OXC145	Standard		210																		
STD OXC145	Standard		217																		
STD OXC145	Standard		205																		
STD OXC145	Standard		224																		
STD OXH139	Standard		1332																		
STD OXH139	Standard		1315																		
STD OXQ114	Standard																				
STD SP49	Standard																				
STD OREAS25A-4A Expected				2.55	33.9	25.2	44.4		45.8	8.2	470	6.6	9.94	2.94	15.8	48.5		0.67	0.35	157	0.309
STD OREAS45E Expected				2.4	780	18.2	46.7	0.311	454	57	570	24.12	16.3	2.41	12.9	15.9	0.06	1	0.28	322	0.065
STD OXH139 Expected			1312																		
STD OXC145 Expected			212																		
STD DS11 Expected																					
STD AGPROOF Expected																					
STD SP49 Expected																					
STD OXQ114 Expected																					
BLK	Blank			<0.1	<0.1	<0.1	<1	<0.1	<0.1	<0.2	<1	<0.01	<1	<0.1	<0.1	<1	<0.1	<0.1	<0.1	<1	<0.01
BLK	Blank			<0.1	<0.1	<0.1	<1	<0.1	<0.1	<0.2	<1	<0.01	<1	<0.1	<0.1	<1	<0.1	<0.1	<0.1	<1	<0.01

This report supersedes all previous preliminary and final reports with this file number dated prior to the date on this certificate. Signature indicates final approval; preliminary reports are unsigned and should be used for reference only.

BUREAU VERITAS
MINERAL LABORATORIES
Canada

www.bureauveritas.com/um

Bureau Veritas Commodities Canada Ltd.
9050 Shaughnessy St Vancouver British Columbia V6P 6E5 Canada
PHONE (604) 253-3158

Client: **Goldstrike Resources Ltd.**
1010 - 1130 West Pender St.
Vancouver British Columbia V6E 4A4 Canada

Project: LUC
Report Date: October 18, 2018

QUALITY CONTROL REPORT WHI18000264.1

		MA200 P % 0.001	MA200 La ppm 0.1	MA200 Cr ppm 1	MA200 Mg % 0.01	MA200 Ba ppm 1	MA200 Ti % 0.001	MA200 Al % 0.01	MA200 Na % 0.001	MA200 K % 0.01	MA200 W ppm 0.1	MA200 Zr ppm 0.1	MA200 Ce ppm 1	MA200 Sn ppm 0.1	MA200 Y ppm 0.1	MA200 Nb ppm 0.1	MA200 Ta ppm 0.1	MA200 Be ppm 1	MA200 Sc ppm 1	MA200 Li ppm 0.1	MA200 S % 0.1
STD DS11	Standard																				
STD DS11	Standard																				
STD OREAS25A-4A	Standard	0.046	21.0	112	0.30	144	0.890	8.71	0.122	0.48	1.9	143.8	46	3.7	9.1	18.0	1.4	<1	12	36.3	<0.1
STD OREAS25A-4A	Standard	0.052	21.4	122	0.31	149	0.994	8.72	0.139	0.47	2.2	159.8	46	4.1	9.5	21.1	1.5	1	13	39.0	<0.1
STD OREAS25A-4A	Standard	0.042	23.5	120	0.33	159	0.963	9.17	0.111	0.51	1.9	164.0	49	4.0	10.3	20.8	1.5	<1	13	37.1	<0.1
STD OREAS45E	Standard	0.034	10.0	1011	0.15	244	0.484	6.80	0.053	0.33	0.9	85.8	22	1.2	6.5	5.7	0.5	<1	84	6.3	<0.1
STD OREAS45E	Standard	0.031	9.9	994	0.14	248	0.534	6.50	0.055	0.28	1.1	95.0	22	1.2	7.4	6.2	0.6	<1	85	6.2	<0.1
STD OREAS45E	Standard	0.029	12.2	956	0.14	248	0.535	6.83	0.047	0.32	1.0	100.1	23	1.2	7.3	6.1	0.5	<1	86	6.1	<0.1
STD OREAS45EA	Standard																				
STD OREAS45EA	Standard																				
STD OREAS45EA	Standard																				
STD OXC145	Standard																				
STD OXC145	Standard																				
STD OXC145	Standard																				
STD OXC145	Standard																				
STD OXH139	Standard																				
STD OXH139	Standard																				
STD OXQ114	Standard																				
STD SP49	Standard																				
STD OREAS25A-4A Expected		0.048	21.8	115	0.327	147	0.977	8.87	0.134	0.482	2	155	48.9	4.06	10.5	20.9	1.5	0.93	13.7	36.7	0.047
STD OREAS45E Expected		0.034	11	979	0.156	252	0.559	6.78	0.059	0.324	1.07	97	23.5	1.32	8.28	6.8	0.54		93	6.58	0.046
STD OXH139 Expected																					
STD OXC145 Expected																					
STD DS11 Expected																					
STD AGPROOF Expected																					
STD SP49 Expected																					
STD OXQ114 Expected																					
BLK	Blank	<0.001	<0.1	<1	<0.01	<1	<0.001	<0.01	0.004	<0.01	<0.1	<0.1	<1	<0.1	<0.1	<0.1	<0.1	<1	<1	<0.1	<0.1
BLK	Blank	<0.001	<0.1	<1	<0.01	<1	<0.001	<0.01	0.002	<0.01	<0.1	<0.1	<1	<0.1	<0.1	<0.1	<0.1	<1	<1	<0.1	<0.1

This report supersedes all previous preliminary and final reports with this file number dated prior to the date on this certificate. Signature indicates final approval; preliminary reports are unsigned and should be used for reference only.

BUREAU VERITAS
MINERAL LABORATORIES
Canada

www.bureauveritas.com/um

Bureau Veritas Commodities Canada Ltd.
9050 Shaughnessy St Vancouver British Columbia V6P 6E5 Canada
PHONE (604) 253-3158

Client: **Goldstrike Resources Ltd.**
1010 - 1130 West Pender St.
Vancouver British Columbia V6E 4A4 Canada

Project: LUC
Report Date: October 18, 2018

QUALITY CONTROL REPORT WHI18000264.1

		MA200 Rb ppm 0.1	MA200 Hf ppm 0.1	MA200 In ppm 0.05	MA200 Re ppm 0.005	MA200 Se ppm 1	MA200 Te ppm 0.5	MA200 Tl ppm 0.5	AQ200 Hg ppm 0.01	FA550 Au gm/t 0.9
STD DS11	Standard								0.27	
STD DS11	Standard								0.26	
STD OREAS25A-4A	Standard	59.3	3.9	0.07	<0.005	3	<0.5	<0.5		
STD OREAS25A-4A	Standard	59.7	4.8	0.11	<0.005	2	<0.5	<0.5		
STD OREAS25A-4A	Standard	61.3	4.5	0.09	<0.005	3	<0.5	<0.5		
STD OREAS45E	Standard	19.8	2.5	0.09	<0.005	3	<0.5	<0.5		
STD OREAS45E	Standard	22.4	3.1	0.14	<0.005	2	<0.5	<0.5		
STD OREAS45E	Standard	21.5	3.0	0.07	<0.005	3	<0.5	<0.5		
STD OREAS45EA	Standard								<0.01	
STD OREAS45EA	Standard								<0.01	
STD OREAS45EA	Standard								<0.01	
STD OXC145	Standard									
STD OXC145	Standard									
STD OXC145	Standard									
STD OXC145	Standard									
STD OXH139	Standard									
STD OXH139	Standard									
STD OXQ114	Standard									34.3
STD SP49	Standard									18.3
STD OREAS25A-4A Expected		61	4.28	0.09		2.5		0.35		
STD OREAS45E Expected		21.2	3.11	0.099		2.97	0.1	0.15		
STD OXH139 Expected										
STD OXC145 Expected										
STD DS11 Expected									0.26	
STD AGPROOF Expected										0
STD SP49 Expected										18.34
STD OXQ114 Expected										35.2
BLK	Blank	<0.1	<0.1	<0.05	<0.005	<1	<0.5	<0.5		
BLK	Blank	0.1	<0.1	<0.05	<0.005	3	<0.5	<0.5		

This report supersedes all previous preliminary and final reports with this file number dated prior to the date on this certificate. Signature indicates final approval; preliminary reports are unsigned and should be used for reference only.

BUREAU VERITAS
MINERAL LABORATORIES
Canada

www.bureauveritas.com/um

Bureau Veritas Commodities Canada Ltd.

9050 Shaughnessy St Vancouver British Columbia V6P 6E5 Canada
PHONE (604) 253-3158

Client: **Goldstrike Resources Ltd.**
1010 - 1130 West Pender St.
Vancouver British Columbia V6E 4A4 Canada

Project: LUC
Report Date: October 18, 2018

QUALITY CONTROL REPORT WHI18000264.1

		WGHT	FA350	MA200	MA200	MA200	MA200	MA200	MA200	MA200	MA200	MA200	MA200	MA200	MA200	MA200	MA200	MA200	MA200	MA200	MA200
		Wgt	Au	Mo	Cu	Pb	Zn	Ag	Ni	Co	Mn	Fe	As	U	Th	Sr	Cd	Sb	Bi	V	Ca
		kg	ppb	ppm	ppm	ppm	ppm	ppm	ppm	ppm	ppm	%	ppm	ppm	ppm	ppm	ppm	ppm	ppm	ppm	%
		0.01	2	0.1	0.1	0.1	1	0.1	0.1	0.2	1	0.01	1	0.1	0.1	1	0.1	0.1	0.1	1	0.01
BLK	Blank			<0.1	0.5	<0.1	<1	<0.1	<0.1	<0.2	<1	<0.01	<1	<0.1	<0.1	<1	<0.1	<0.1	<0.1	<1	<0.01
BLK	Blank																				
BLK	Blank		<2																		
BLK	Blank		<2																		
BLK	Blank		<2																		
BLK	Blank		<2																		
BLK	Blank		<2																		
BLK	Blank																				
BLK	Blank		<2																		
BLK	Blank																				
BLK	Blank																				
Prep Wash																					
ROCK-WHI	Prep Blank		<2	1.8	3.2	2.9	40	<0.1	0.8	3.9	700	1.97	2	1.3	2.9	190	<0.1	0.1	<0.1	29	1.45
ROCK-WHI	Prep Blank		<2	1.2	4.0	2.9	38	<0.1	0.9	3.8	632	1.92	2	1.2	2.8	177	<0.1	<0.1	<0.1	29	1.37

This report supersedes all previous preliminary and final reports with this file number dated prior to the date on this certificate. Signature indicates final approval; preliminary reports are unsigned and should be used for reference only.

BUREAU VERITAS
MINERAL LABORATORIES
Canada

www.bureauveritas.com/um

Bureau Veritas Commodities Canada Ltd.
9050 Shaughnessy St Vancouver British Columbia V6P 6E5 Canada
PHONE (604) 253-3158

Client: **Goldstrike Resources Ltd.**
1010 - 1130 West Pender St.
Vancouver British Columbia V6E 4A4 Canada

Project: LUC
Report Date: October 18, 2018

QUALITY CONTROL REPORT WHI18000264.1

		MA200 P % 0.001	MA200 La ppm 0.1	MA200 Cr ppm 1	MA200 Mg % 0.01	MA200 Ba ppm 1	MA200 Ti % 0.001	MA200 Al % 0.01	MA200 Na % 0.001	MA200 K % 0.01	MA200 W ppm 0.1	MA200 Zr ppm 0.1	MA200 Ce ppm 1	MA200 Sn ppm 0.1	MA200 Y ppm 0.1	MA200 Nb ppm 0.1	MA200 Ta ppm 0.1	MA200 Be ppm 1	MA200 Sc ppm 1	MA200 Li ppm 0.1	MA200 S % 0.1
BLK	Blank	<0.001	<0.1	1	<0.01	<1	<0.001	<0.01	0.003	<0.01	<0.1	<0.1	<1	<0.1	<0.1	<0.1	<0.1	<1	<1	<0.1	<0.1
BLK	Blank																				
BLK	Blank																				
BLK	Blank																				
BLK	Blank																				
BLK	Blank																				
BLK	Blank																				
BLK	Blank																				
BLK	Blank																				
BLK	Blank																				
BLK	Blank																				
Prep Wash																					
ROCK-WHI	Prep Blank	0.039	13.1	1	0.53	865	0.203	7.02	3.531	1.63	0.4	57.7	25	0.6	14.8	5.5	0.4	<1	6	2.3	<0.1
ROCK-WHI	Prep Blank	0.039	12.0	1	0.53	896	0.192	6.77	3.357	1.76	0.4	54.3	23	0.7	14.2	5.2	0.4	<1	6	2.2	<0.1

This report supersedes all previous preliminary and final reports with this file number dated prior to the date on this certificate. Signature indicates final approval; preliminary reports are unsigned and should be used for reference only.

BUREAU VERITAS
MINERAL LABORATORIES
Canada

www.bureauveritas.com/um

Bureau Veritas Commodities Canada Ltd.

9050 Shaughnessy St Vancouver British Columbia V6P 6E5 Canada
PHONE (604) 253-3158

Client: **Goldstrike Resources Ltd.**
1010 - 1130 West Pender St.
Vancouver British Columbia V6E 4A4 Canada

Project: LUC
Report Date: October 18, 2018

QUALITY CONTROL REPORT WHI18000264.1

		MA200 Rb ppm 0.1	MA200 Hf ppm 0.1	MA200 In ppm 0.05	MA200 Re ppm 0.005	MA200 Se ppm 1	MA200 Te ppm 0.5	MA200 Tl ppm 0.5	AQ200 Hg ppm 0.01	FA550 Au gm/t 0.9
BLK	Blank	<0.1	<0.1	<0.05	<0.005	1	<0.5	<0.5		
BLK	Blank								<0.01	
BLK	Blank									
BLK	Blank									
BLK	Blank									
BLK	Blank									
BLK	Blank									
BLK	Blank								<0.01	
BLK	Blank									
BLK	Blank								<0.01	
BLK	Blank									<0.9
Prep Wash										
ROCK-WHI	Prep Blank	34.0	1.8	<0.05	<0.005	<1	<0.5	<0.5	<0.01	
ROCK-WHI	Prep Blank	33.2	1.7	<0.05	<0.005	<1	<0.5	<0.5	<0.01	

This report supersedes all previous preliminary and final reports with this file number dated prior to the date on this certificate. Signature indicates final approval; preliminary reports are unsigned and should be used for reference only.

DDLS-18-03 Assay Certificate WHI18000265.1

BUREAU VERITAS
MINERAL LABORATORIES
Canada

www.bureauveritas.com/um

Bureau Veritas Commodities Canada Ltd.
9050 Shaughnessy St Vancouver British Columbia V6P 6E5 Canada
PHONE (604) 253-3158

Client: **Goldstrike Resources Ltd.**
1010 - 1130 West Pender St.
Vancouver British Columbia V6E 4A4 Canada

Submitted By: Dan Ferraro
Receiving Lab: Canada-Whitehorse
Received: July 04, 2018
Report Date: October 18, 2018

CERTIFICATE OF ANALYSIS WHI18000265.1

CLIENT JOB INFORMATION

Project: LUC
Shipment ID: DDLS-18-03
P.O. Number
Number of Samples: 109

SAMPLE DISPOSAL

STOR-PLP Store After 90 days Invoice for Storage
STOR-RJT Store After 60 days Invoice for Storage

Bureau Veritas does not accept responsibility for samples left at the laboratory after 90 days without prior written instructions for sample storage or return.

SAMPLE PREPARATION AND ANALYTICAL PROCEDURES

Procedure Code	Number of Samples	Code Description	Test Wgt (g)	Report Status	Lab
PRP70-250	101	Crush, split and pulverize 250 g rock to 200 mesh			WHI
SLBHP	8	Sort, label and box pulps			WHI
FA350-Au	109	50g Fire assay fusion Au by ICP-ES	50	Completed	VAN
EN002	109	Environmental disposal charge-Fire assay lead waste			VAN
MA200	109	4 Acid digestion ICP-MS analysis	0.25	Completed	VAN
AQ200-HG	109	Hg by AR digestion ICP-MS analysis	0.5	Completed	VAN
SHP01	109	Per sample shipping charges for branch shipments			VAN
FA550	1	Lead collection fire assay 50G fusion - Grav finish	50	Completed	VAN

ADDITIONAL COMMENTS

Invoice To: Luckystrike Resources Ltd.
1010 – 1130 West Pender Street
Vancouver British Columbia V6E 4A4
Canada

CC: Daithi Mac Gerailt

Jeffrey Cannon.
JEFFREY CANNON
Geochemistry Department Supervisor

This report supersedes all previous preliminary and final reports with this file number dated prior to the date on this certificate. Signature indicates final approval; preliminary reports are unsigned and should be used for reference only.
All results are considered the confidential property of the client. Bureau Veritas assumes the liabilities for actual cost of analysis only. Results apply to samples as submitted.
"*" asterisk indicates that an analytical result could not be provided due to unusually high levels of interference from other elements.

BUREAU VERITAS
MINERAL LABORATORIES
Canada

www.bureauveritas.com/um

Bureau Veritas Commodities Canada Ltd.

9050 Shaughnessy St Vancouver British Columbia V6P 6E5 Canada
PHONE (604) 253-3158

Client: **Goldstrike Resources Ltd.**
1010 - 1130 West Pender St.
Vancouver British Columbia V6E 4A4 Canada

Project: LUC
Report Date: October 18, 2018

CERTIFICATE OF ANALYSIS WHI18000265.1

	Method	WGHT	FA350	MA200	MA200	MA200	MA200	MA200	MA200	MA200	MA200	MA200	MA200	MA200	MA200	MA200	MA200	MA200	MA200	MA200	MA200
	Analyte	Wgt	Au	Mo	Cu	Pb	Zn	Ag	Ni	Co	Mn	Fe	As	U	Th	Sr	Cd	Sb	Bi	V	Ca
	Unit	kg	ppb	ppm	ppm	ppm	ppm	ppm	ppm	ppm	ppm	%	ppm	ppm	ppm	ppm	ppm	ppm	ppm	ppm	%
	MDL	0.01	2	0.1	0.1	0.1	1	0.1	0.1	0.2	1	0.01	1	0.1	0.1	1	0.1	0.1	0.1	1	0.01
1472139	Drill Core	1.60	61	5.4	41.0	24.0	97	1.5	34.6	33.8	891	7.58	9	1.1	1.6	190	0.3	3.3	<0.1	355	0.31
1472140	Drill Core	3.48	31	4.7	51.9	26.4	126	1.2	38.7	32.6	1200	8.38	16	2.0	3.9	370	0.2	10.9	0.1	301	0.21
1472141	Drill Core	3.15	42	1.7	37.3	19.8	90	1.5	45.0	21.9	1029	5.16	9	0.9	5.8	223	0.4	3.4	<0.1	184	0.20
1472142	Drill Core	3.44	103	2.8	25.1	24.0	70	4.4	41.9	19.2	1057	4.69	5	0.6	4.8	231	0.6	1.8	<0.1	135	0.19
1472143	Drill Core	4.38	16	0.6	23.8	9.4	56	0.8	8.1	9.3	401	3.13	3	0.5	4.7	213	<0.1	1.4	<0.1	87	0.25
1472144	Drill Core	3.64	8	1.2	83.0	8.8	67	0.4	7.3	14.3	816	4.52	3	0.5	3.4	72	0.1	4.0	0.3	125	0.15
1472145	Drill Core	3.41	3	4.5	10.5	11.5	74	0.3	19.5	22.4	1249	5.49	10	0.7	2.5	56	0.1	6.3	<0.1	121	9.65
1472146	Drill Core	4.09	3	1.3	49.8	5.6	73	0.1	32.7	25.1	1037	5.65	7	0.8	2.4	100	0.2	1.9	<0.1	194	8.17
1472147	Drill Core	3.73	<2	1.0	24.0	5.7	74	0.2	53.6	24.2	983	5.87	8	0.9	3.4	86	<0.1	2.0	<0.1	177	5.76
1472148	Drill Core	3.78	9	0.6	24.0	7.2	65	<0.1	10.3	16.7	928	5.15	7	1.0	4.1	92	<0.1	1.1	<0.1	110	1.84
1472149	Drill Core	3.84	8	0.4	7.7	9.5	73	<0.1	17.1	24.1	550	4.94	8	0.7	3.3	169	<0.1	1.1	<0.1	118	2.91
1472150	Rock Pulp	0.07	5	3.6	24.6	4.5	45	0.4	22.5	11.0	503	2.64	3	0.8	1.9	230	0.2	0.8	<0.1	87	1.87
1472151	Rock Pulp	0.06	236	194.4	1928.6	40.4	263	0.7	35.7	12.7	775	4.20	15	0.6	1.6	250	0.9	1.6	0.3	120	2.57
1472152	Drill Core	3.64	14	0.3	39.7	7.0	67	0.1	78.5	26.5	878	5.12	5	0.7	2.8	129	0.1	0.9	<0.1	153	5.17
1472153	Drill Core	3.79	38	18.0	85.5	7.3	79	5.2	26.9	33.0	1155	6.69	10	1.1	3.8	128	0.1	1.1	0.2	264	1.19
1472154	Drill Core	4.78	6	1.5	9.6	7.1	63	<0.1	22.0	18.0	1015	4.41	5	0.9	3.4	194	0.1	0.7	<0.1	127	7.45
1472155	Drill Core	3.93	4	1.9	15.5	6.6	76	<0.1	17.5	25.7	1042	5.21	6	0.8	3.1	122	0.1	1.4	<0.1	192	5.40
1472156	Drill Core	3.10	9	1.1	52.5	7.2	62	0.1	6.0	10.9	411	3.75	5	0.7	3.7	114	<0.1	1.2	0.1	66	1.62
1472157	Drill Core	3.27	13	0.7	32.5	5.0	59	0.1	3.1	7.2	390	3.33	5	0.5	4.4	110	<0.1	2.7	<0.1	26	0.19
1472158	Drill Core	3.86	9	0.8	35.9	7.6	56	<0.1	4.6	8.1	632	3.66	7	0.8	4.5	96	<0.1	3.5	0.1	37	0.57
1472159	Drill Core	5.28	14	0.5	57.7	5.6	74	0.1	5.4	11.6	590	3.52	4	0.6	4.7	89	0.1	5.6	0.2	41	0.17
1472160	Drill Core	3.50	13	1.0	44.7	6.0	55	0.2	3.8	7.7	520	3.03	5	0.5	3.5	82	<0.1	6.8	0.3	26	0.19
1472161	Drill Core	3.63	6	0.4	57.0	4.6	58	0.1	4.2	10.1	427	3.11	5	0.5	4.6	63	0.1	6.1	0.2	29	0.17
1472162	Drill Core	4.25	18	1.3	34.4	7.2	82	<0.1	12.6	16.9	981	4.43	5	0.6	3.6	74	0.1	7.7	0.1	97	2.44
1472163	Drill Core	4.00	10	1.7	19.5	6.0	72	<0.1	13.8	17.9	935	4.41	6	1.0	3.4	63	0.1	4.8	<0.1	132	3.80
1472164	Drill Core	4.71	29	1.8	21.5	6.5	72	0.1	17.8	21.4	1203	4.75	5	0.9	2.4	64	0.2	3.6	<0.1	152	6.81
1472165	Drill Core	4.73	5	1.2	23.9	6.3	63	<0.1	16.9	19.7	1167	4.21	5	0.9	3.0	71	0.2	7.3	<0.1	130	2.55
1472166	Drill Core	3.32	4	1.7	36.4	5.2	57	0.1	14.3	18.8	1111	3.89	7	0.6	1.3	130	0.2	12.2	<0.1	113	3.96
1472167	Drill Core	5.13	43	2.4	51.1	5.2	76	0.2	20.2	23.2	1109	4.80	6	0.7	2.8	59	0.3	3.1	<0.1	158	3.25
1472168	Drill Core	3.43	4	1.9	21.9	5.4	66	<0.1	13.9	20.9	1232	4.81	4	0.7	2.5	129	0.2	1.6	<0.1	143	4.70

This report supersedes all previous preliminary and final reports with this file number dated prior to the date on this certificate. Signature indicates final approval; preliminary reports are unsigned and should be used for reference only.

BUREAU VERITAS
MINERAL LABORATORIES
Canada

www.bureauveritas.com/um

Bureau Veritas Commodities Canada Ltd.

9050 Shaughnessy St Vancouver British Columbia V6P 6E5 Canada
PHONE (604) 253-3158

Client: **Goldstrike Resources Ltd.**
1010 - 1130 West Pender St.
Vancouver British Columbia V6E 4A4 Canada

Project: LUC
Report Date: October 18, 2018

CERTIFICATE OF ANALYSIS WHI18000265.1

	Method	MA200	MA200	MA200	MA200	MA200	MA200	MA200	MA200	MA200	MA200	MA200	MA200	MA200	MA200	MA200	MA200	MA200	MA200	MA200	MA200
	Analyte	P	La	Cr	Mg	Ba	Ti	Al	Na	K	W	Zr	Ce	Sn	Y	Nb	Ta	Be	Sc	Li	S
	Unit	%	ppm	ppm	%	ppm	%	%	%	%	ppm	ppm	ppm	ppm	ppm	ppm	ppm	ppm	ppm	ppm	%
	MDL	0.001	0.1	1	0.01	1	0.001	0.01	0.001	0.01	0.1	0.1	1	0.1	0.1	0.1	0.1	1	1	0.1	0.1
1472139	Drill Core	0.079	8.4	84	0.62	387	0.898	8.22	0.372	1.77	9.0	8.9	20	1.5	14.5	2.6	0.2	2	35	31.6	<0.1
1472140	Drill Core	0.085	20.2	49	0.25	373	0.594	6.98	0.213	0.91	9.4	8.7	45	0.9	28.4	2.7	0.2	2	27	34.1	<0.1
1472141	Drill Core	0.059	19.7	81	0.25	690	0.292	6.31	1.802	1.26	3.3	10.0	41	1.0	13.0	3.2	0.2	<1	19	25.1	<0.1
1472142	Drill Core	0.058	17.7	61	0.11	310	0.184	7.02	3.759	0.33	3.1	11.7	36	0.8	14.0	2.7	0.2	<1	18	15.6	<0.1
1472143	Drill Core	0.026	13.0	17	0.35	427	0.171	6.93	2.942	1.37	2.6	6.5	27	0.9	9.8	3.7	0.3	1	13	13.5	<0.1
1472144	Drill Core	0.047	13.2	20	0.44	563	0.262	7.45	0.082	1.49	5.1	6.1	28	1.4	12.8	4.1	0.3	1	22	27.6	<0.1
1472145	Drill Core	0.057	12.8	66	0.50	505	0.317	6.47	0.189	1.13	2.3	5.2	23	0.9	21.3	3.4	0.2	1	20	18.5	<0.1
1472146	Drill Core	0.067	11.7	150	0.70	831	0.431	6.56	0.417	1.26	0.8	6.1	25	1.0	18.2	4.3	0.3	<1	21	13.9	<0.1
1472147	Drill Core	0.110	14.9	287	0.75	663	0.441	7.14	0.524	1.49	1.1	6.8	31	1.0	17.0	6.7	0.4	1	26	15.0	<0.1
1472148	Drill Core	0.093	14.4	23	0.55	691	0.316	7.33	0.856	1.59	1.9	8.3	31	1.3	15.4	6.3	0.5	1	17	20.0	<0.1
1472149	Drill Core	0.077	11.7	64	0.94	573	0.355	7.96	2.172	1.60	1.3	7.1	25	0.9	11.8	3.7	0.3	<1	20	14.3	<0.1
1472150	Rock Pulp	0.051	8.5	32	0.83	468	0.291	5.24	2.115	0.79	27.2	36.7	18	0.7	13.1	3.5	0.2	<1	10	12.2	<0.1
1472151	Rock Pulp	0.052	8.2	55	1.33	580	0.363	6.33	2.214	0.80	8.6	28.6	18	1.6	13.9	4.2	0.3	<1	13	14.9	0.3
1472152	Drill Core	0.073	12.3	187	0.97	568	0.397	6.71	1.808	1.21	1.0	6.5	26	1.0	16.7	5.1	0.3	<1	22	12.4	<0.1
1472153	Drill Core	0.107	12.4	29	0.77	771	0.733	7.97	1.884	1.67	28.8	8.1	33	1.6	16.0	5.3	0.4	1	27	16.4	<0.1
1472154	Drill Core	0.066	14.6	61	0.72	456	0.352	7.38	2.308	1.57	1.4	6.6	28	1.5	15.6	3.9	0.3	2	19	10.5	<0.1
1472155	Drill Core	0.076	12.5	49	0.64	413	0.492	7.36	1.825	1.60	1.2	7.3	26	1.5	16.9	4.7	0.3	<1	25	12.6	<0.1
1472156	Drill Core	0.074	9.7	17	0.28	361	0.334	7.04	1.719	0.81	0.9	8.7	22	1.3	11.6	7.0	0.5	1	14	21.3	<0.1
1472157	Drill Core	0.045	13.0	4	0.23	531	0.203	7.04	0.859	0.92	2.1	9.9	27	0.9	11.8	5.5	0.3	1	13	31.6	<0.1
1472158	Drill Core	0.040	16.9	5	0.16	1049	0.176	6.80	1.536	0.80	3.5	8.5	34	1.2	18.9	5.1	0.4	1	14	27.3	<0.1
1472159	Drill Core	0.049	14.1	6	0.28	581	0.226	6.89	0.212	0.97	1.7	8.3	29	2.1	13.4	6.0	0.4	<1	15	33.6	<0.1
1472160	Drill Core	0.036	10.3	10	0.32	435	0.181	5.20	0.032	0.66	2.3	7.6	21	1.9	11.5	5.0	0.3	<1	12	41.5	<0.1
1472161	Drill Core	0.041	12.6	4	0.21	512	0.195	6.00	0.027	0.95	2.3	6.4	26	2.2	14.0	5.5	0.4	1	13	38.9	<0.1
1472162	Drill Core	0.054	11.8	36	0.25	1910	0.287	7.35	0.025	0.61	1.8	6.9	26	2.3	15.0	5.1	0.3	1	18	36.2	<0.1
1472163	Drill Core	0.069	11.9	54	0.38	442	0.424	7.82	0.030	1.01	1.7	7.5	26	2.2	13.6	6.9	0.4	<1	21	39.4	<0.1
1472164	Drill Core	0.043	10.3	64	1.07	402	0.293	6.44	0.035	0.78	2.4	7.5	22	1.1	14.8	3.0	0.2	<1	23	26.1	<0.1
1472165	Drill Core	0.067	11.6	64	0.39	403	0.402	6.99	0.092	1.01	1.2	5.7	24	2.8	12.9	5.2	0.3	1	23	31.9	<0.1
1472166	Drill Core	0.035	7.9	37	0.30	323	0.218	4.41	0.217	0.58	1.3	3.6	17	1.2	11.8	2.2	0.1	<1	18	35.5	<0.1
1472167	Drill Core	0.055	10.3	59	0.67	435	0.403	7.92	1.172	1.24	2.2	7.2	21	2.0	14.1	4.8	0.3	<1	26	21.8	<0.1
1472168	Drill Core	0.075	10.4	47	1.00	555	0.423	7.55	1.366	1.45	0.8	5.7	22	3.3	15.9	6.2	0.3	1	21	15.5	<0.1

This report supersedes all previous preliminary and final reports with this file number dated prior to the date on this certificate. Signature indicates final approval; preliminary reports are unsigned and should be used for reference only.

BUREAU VERITAS
MINERAL LABORATORIES
Canada

www.bureauveritas.com/um

Bureau Veritas Commodities Canada Ltd.

9050 Shaughnessy St Vancouver British Columbia V6P 6E5 Canada
PHONE (604) 253-3158

Client: **Goldstrike Resources Ltd.**
1010 - 1130 West Pender St.
Vancouver British Columbia V6E 4A4 Canada

Project: LUC
Report Date: October 18, 2018

CERTIFICATE OF ANALYSIS WHI18000265.1

	Method	MA200	MA200	MA200	MA200	MA200	MA200	MA200	AQ200	FA550
	Analyte	Rb	Hf	In	Re	Se	Te	Tl	Hg	Au
	Unit	ppm	ppm	ppm	ppm	ppm	ppm	ppm	ppm	gm/t
	MDL	0.1	0.1	0.05	0.005	1	0.5	0.5	0.01	0.9
1472139	Drill Core	54.1	0.5	0.08	<0.005	<1	<0.5	<0.5	0.05	
1472140	Drill Core	27.9	0.4	0.06	<0.005	<1	<0.5	<0.5	0.13	
1472141	Drill Core	26.9	0.3	0.06	<0.005	<1	2.5	<0.5	0.58	
1472142	Drill Core	8.5	0.3	<0.05	0.008	<1	3.0	<0.5	2.06	
1472143	Drill Core	37.0	0.2	<0.05	<0.005	<1	<0.5	<0.5	0.16	
1472144	Drill Core	49.5	0.4	0.06	<0.005	<1	<0.5	<0.5	0.12	
1472145	Drill Core	42.2	0.3	0.05	<0.005	<1	1.2	<0.5	0.01	
1472146	Drill Core	65.3	0.3	<0.05	<0.005	<1	<0.5	<0.5	0.02	
1472147	Drill Core	55.5	0.4	0.07	<0.005	<1	<0.5	<0.5	0.01	
1472148	Drill Core	49.1	0.4	<0.05	<0.005	<1	<0.5	<0.5	0.01	
1472149	Drill Core	49.2	0.4	<0.05	<0.005	<1	<0.5	<0.5	<0.01	
1472150	Rock Pulp	20.8	1.1	<0.05	<0.005	<1	<0.5	<0.5	<0.01	
1472151	Rock Pulp	17.5	0.9	0.10	0.087	<1	<0.5	<0.5	0.08	
1472152	Drill Core	52.5	0.4	0.08	<0.005	<1	<0.5	<0.5	<0.01	
1472153	Drill Core	79.2	0.4	0.09	<0.005	<1	<0.5	0.5	<0.01	
1472154	Drill Core	54.2	0.4	0.11	<0.005	<1	<0.5	<0.5	<0.01	
1472155	Drill Core	51.0	0.4	0.05	<0.005	<1	<0.5	<0.5	<0.01	
1472156	Drill Core	30.8	0.4	<0.05	<0.005	<1	<0.5	<0.5	<0.01	
1472157	Drill Core	33.7	0.3	<0.05	<0.005	<1	<0.5	<0.5	<0.01	
1472158	Drill Core	22.3	0.4	0.06	<0.005	<1	<0.5	<0.5	<0.01	
1472159	Drill Core	33.1	0.3	<0.05	<0.005	<1	<0.5	<0.5	<0.01	
1472160	Drill Core	21.7	0.2	0.06	<0.005	<1	<0.5	<0.5	0.02	
1472161	Drill Core	27.9	0.2	0.08	<0.005	<1	<0.5	<0.5	<0.01	
1472162	Drill Core	19.7	0.2	<0.05	<0.005	<1	<0.5	<0.5	<0.01	
1472163	Drill Core	23.6	0.4	<0.05	<0.005	<1	<0.5	<0.5	0.03	
1472164	Drill Core	23.7	0.4	0.06	<0.005	<1	<0.5	<0.5	0.02	
1472165	Drill Core	31.3	0.3	0.08	<0.005	<1	<0.5	<0.5	<0.01	
1472166	Drill Core	16.8	0.2	<0.05	<0.005	<1	<0.5	<0.5	<0.01	
1472167	Drill Core	36.8	0.3	<0.05	<0.005	<1	<0.5	<0.5	<0.01	
1472168	Drill Core	44.0	0.3	0.08	<0.005	<1	<0.5	<0.5	<0.01	

This report supersedes all previous preliminary and final reports with this file number dated prior to the date on this certificate. Signature indicates final approval; preliminary reports are unsigned and should be used for reference only.

BUREAU VERITAS
MINERAL LABORATORIES
Canada

www.bureauveritas.com/um

Bureau Veritas Commodities Canada Ltd.

9050 Shaughnessy St Vancouver British Columbia V6P 6E5 Canada
PHONE (604) 253-3158

Client: **Goldstrike Resources Ltd.**
1010 - 1130 West Pender St.
Vancouver British Columbia V6E 4A4 Canada

Project: LUC
Report Date: October 18, 2018

CERTIFICATE OF ANALYSIS WHI18000265.1

	Method	WGHT	FA350	MA200	MA200	MA200	MA200	MA200	MA200	MA200	MA200	MA200	MA200	MA200	MA200	MA200	MA200	MA200	MA200	MA200	MA200
	Analyte	Wgt	Au	Mo	Cu	Pb	Zn	Ag	Ni	Co	Mn	Fe	As	U	Th	Sr	Cd	Sb	Bi	V	Ca
	Unit	kg	ppb	ppm	ppm	ppm	ppm	ppm	ppm	ppm	ppm	%	ppm	ppm	ppm	ppm	ppm	ppm	ppm	ppm	%
	MDL	0.01	2	0.1	0.1	0.1	1	0.1	0.1	0.2	1	0.01	1	0.1	0.1	1	0.1	0.1	0.1	1	0.01
1472169	Drill Core	4.05	<2	2.0	14.1	4.3	68	<0.1	14.3	27.6	1219	4.66	3	0.9	2.6	173	<0.1	0.8	<0.1	114	5.74
1472170	Drill Core	4.87	5	2.2	12.3	5.6	74	0.1	17.4	20.0	1050	4.84	4	1.4	3.3	186	<0.1	1.8	<0.1	126	5.62
1472171	Drill Core	3.60	<2	2.6	18.7	5.3	85	<0.1	18.1	25.6	1014	5.18	6	0.9	2.5	214	0.2	1.1	<0.1	182	3.99
1472172	Drill Core	4.58	8	1.9	28.9	6.6	81	<0.1	27.8	23.8	938	4.63	6	0.9	2.5	200	0.2	1.1	<0.1	146	4.76
1472173	Drill Core	4.28	5	1.5	11.9	7.4	62	<0.1	16.7	15.5	665	4.00	4	1.1	4.3	195	0.2	0.6	<0.1	114	3.74
1472174	Drill Core	3.95	<2	1.0	19.1	8.0	64	0.1	19.1	15.2	592	3.91	4	1.3	4.4	180	0.2	0.6	<0.1	120	2.90
1472175	Rock Pulp	0.06	4	3.1	27.5	4.7	51	0.3	23.6	12.0	499	2.58	4	0.9	1.8	275	0.2	0.8	<0.1	83	1.83
1472176	Rock Pulp	0.09	617	50.3	>10000	954.9	>10000	62.3	17.5	2.9	687	11.84	65	4.5	0.2	55	249.1	55.0	11.8	40	1.62
1472177	Drill Core	4.47	3	0.7	36.2	4.5	53	<0.1	4.5	7.6	440	3.50	3	0.6	4.6	108	<0.1	0.8	<0.1	22	1.27
1472178	Drill Core	4.09	6	1.0	21.5	7.3	53	<0.1	10.4	12.7	730	3.69	4	0.8	3.9	134	0.2	0.7	<0.1	91	2.99
1472179	Drill Core	3.50	2	1.6	20.6	4.6	55	<0.1	17.0	17.2	992	4.11	4	1.0	3.7	209	<0.1	0.2	<0.1	114	3.99
1472180	Drill Core	2.96	<2	1.8	15.8	6.6	57	0.1	18.0	15.7	984	3.92	4	1.3	4.5	201	0.2	0.3	<0.1	109	4.54
1472181	Drill Core	3.51	8	1.9	11.8	5.6	49	<0.1	9.9	10.6	624	3.01	4	1.2	7.6	186	<0.1	0.4	<0.1	74	1.02
1472182	Drill Core	1.48	7	1.8	18.4	7.0	55	0.3	17.0	16.2	715	3.94	4	1.3	4.4	225	<0.1	0.3	<0.1	118	1.43
1472183	Drill Core	3.64	8	1.4	19.4	10.6	64	<0.1	15.0	15.1	830	4.46	3	1.2	3.7	172	0.2	0.5	<0.1	122	3.72
1472184	Drill Core	4.51	5	2.1	21.0	8.0	63	<0.1	16.6	14.2	869	4.55	3	1.3	3.5	211	<0.1	0.6	0.1	120	3.41
1472185	Drill Core	4.37	32	2.0	37.9	4.7	64	0.1	7.6	11.7	671	3.97	5	0.6	3.5	131	0.1	0.9	<0.1	100	2.55
1472186	Drill Core	4.19	118	2.5	9.9	5.4	60	0.1	5.6	11.2	626	3.32	4	0.5	4.0	221	0.2	0.7	<0.1	85	2.16
1472187	Drill Core	4.99	<2	1.4	23.3	5.1	49	<0.1	4.9	10.4	437	3.23	5	0.5	2.8	282	<0.1	0.9	<0.1	106	2.00
1472188	Drill Core	4.13	<2	2.1	25.2	5.0	46	<0.1	3.1	9.3	441	2.54	6	0.6	3.7	221	0.1	1.1	<0.1	82	2.49
1472189	Drill Core	4.86	5	3.0	4.7	5.2	38	<0.1	3.7	6.4	481	2.84	6	0.3	7.0	180	0.1	1.5	<0.1	67	1.94
1472190	Drill Core	4.63	5	12.9	16.6	3.7	29	<0.1	1.9	6.7	423	2.17	6	0.4	4.3	116	<0.1	1.4	<0.1	58	1.65
1472191	Drill Core	3.89	2105	138.6	28.7	9.6	42	2.0	5.8	14.0	820	3.17	53	1.1	2.8	170	0.4	3.7	0.3	45	4.02
1472192	Drill Core	4.53	51	6.9	5.9	3.6	30	<0.1	1.8	5.9	358	1.68	13	0.6	2.0	106	0.1	4.1	<0.1	48	1.49
1472193	Drill Core	4.26	16	1.8	5.0	3.4	31	<0.1	1.7	5.7	314	2.05	7	0.5	2.2	62	<0.1	2.7	<0.1	48	1.21
1472194	Drill Core	4.50	4	1.4	20.1	15.1	58	<0.1	4.7	11.5	835	3.67	13	0.8	4.4	557	<0.1	3.2	<0.1	94	2.87
1472195	Drill Core	5.22	4	1.9	8.0	9.4	50	<0.1	7.1	10.4	611	2.69	6	0.6	4.1	357	<0.1	1.8	<0.1	94	3.24
1472196	Drill Core	5.47	4	1.1	19.3	3.2	32	<0.1	3.7	11.6	512	2.57	2	0.4	3.3	188	<0.1	0.6	<0.1	51	1.95
1472197	Drill Core	4.83	33	6.7	27.2	3.3	36	<0.1	3.8	11.0	795	2.34	7	0.4	2.1	114	0.1	1.8	<0.1	44	3.98
1472198	Drill Core	3.43	13	5.9	25.8	5.9	46	0.1	2.9	10.8	643	3.25	9	0.4	1.9	236	0.1	1.8	<0.1	92	2.94

This report supersedes all previous preliminary and final reports with this file number dated prior to the date on this certificate. Signature indicates final approval; preliminary reports are unsigned and should be used for reference only.

BUREAU VERITAS
MINERAL LABORATORIES
Canada

www.bureauveritas.com/um

Bureau Veritas Commodities Canada Ltd.

9050 Shaughnessy St Vancouver British Columbia V6P 6E5 Canada
PHONE (604) 253-3158

Client: **Goldstrike Resources Ltd.**
1010 - 1130 West Pender St.
Vancouver British Columbia V6E 4A4 Canada

Project: LUC
Report Date: October 18, 2018

CERTIFICATE OF ANALYSIS WHI18000265.1

	Method	MA200	MA200	MA200	MA200	MA200	MA200	MA200	MA200	MA200	MA200	MA200	MA200	MA200	MA200	MA200	MA200	MA200	MA200	MA200	MA200
	Analyte	P	La	Cr	Mg	Ba	Ti	Al	Na	K	W	Zr	Ce	Sn	Y	Nb	Ta	Be	Sc	Li	S
	Unit	%	ppm	ppm	%	ppm	%	%	%	%	ppm	ppm	ppm	ppm	ppm	ppm	ppm	ppm	ppm	ppm	%
	MDL	0.001	0.1	1	0.01	1	0.001	0.01	0.001	0.01	0.1	0.1	1	0.1	0.1	0.1	0.1	1	1	0.1	0.1
1472169	Drill Core	0.060	11.3	45	1.86	716	0.376	6.97	1.651	1.51	0.3	5.0	23	1.8	16.0	5.6	0.3	<1	18	14.1	<0.1
1472170	Drill Core	0.069	15.1	52	2.04	1953	0.457	8.13	1.339	1.47	0.8	7.2	29	1.6	17.5	7.1	0.4	1	22	16.9	<0.1
1472171	Drill Core	0.078	9.5	67	1.42	1293	0.490	7.68	2.081	1.93	0.3	6.5	21	1.4	14.8	6.1	0.4	1	25	11.7	<0.1
1472172	Drill Core	0.067	9.7	136	1.55	940	0.442	7.29	1.501	1.90	0.3	6.9	21	1.8	17.0	6.3	0.4	<1	24	10.9	<0.1
1472173	Drill Core	0.059	11.1	72	1.16	630	0.365	7.55	2.167	1.76	2.2	9.2	23	1.4	13.8	6.0	0.4	2	19	13.2	<0.1
1472174	Drill Core	0.066	12.2	74	1.18	695	0.448	7.86	1.634	1.91	0.4	7.9	27	1.7	15.6	7.7	0.5	1	19	17.9	<0.1
1472175	Rock Pulp	0.054	9.7	34	0.81	535	0.299	5.28	2.114	0.92	29.8	41.1	21	0.9	14.0	3.6	0.2	<1	11	11.8	<0.1
1472176	Rock Pulp	0.040	2.3	12	2.27	87	0.029	3.85	0.543	0.87	0.7	35.4	7	3.2	6.4	0.4	<0.1	<1	8	7.1	>10
1472177	Drill Core	0.037	14.3	5	0.39	1439	0.219	6.81	0.717	1.07	1.1	10.5	27	1.4	16.7	6.3	0.4	<1	16	29.5	<0.1
1472178	Drill Core	0.042	13.7	25	1.21	631	0.321	7.13	1.463	1.27	1.6	6.5	27	1.3	17.6	4.9	0.4	1	18	20.6	<0.1
1472179	Drill Core	0.057	12.0	48	1.76	511	0.338	7.33	2.570	1.11	0.6	6.0	27	1.5	21.0	3.9	0.3	1	17	15.0	<0.1
1472180	Drill Core	0.051	19.0	44	1.92	1173	0.339	7.35	2.205	1.12	0.9	8.6	36	1.6	24.4	5.4	0.4	1	17	13.3	<0.1
1472181	Drill Core	0.043	21.1	35	0.89	3776	0.273	7.51	2.850	1.56	1.8	8.1	41	1.5	13.1	6.4	0.5	<1	12	11.8	<0.1
1472182	Drill Core	0.057	12.6	45	2.34	2361	0.364	7.08	1.683	0.98	1.4	6.5	27	1.4	15.4	5.4	0.4	<1	18	11.7	<0.1
1472183	Drill Core	0.059	13.1	45	2.78	3038	0.388	6.86	0.878	0.99	0.5	6.9	26	2.0	20.0	4.5	0.3	1	18	12.4	<0.1
1472184	Drill Core	0.068	11.5	40	2.39	469	0.394	7.40	1.626	1.29	0.4	6.4	24	1.0	14.5	4.7	0.3	<1	19	17.9	<0.1
1472185	Drill Core	0.047	13.1	10	1.62	348	0.239	6.96	0.889	1.24	0.8	5.6	26	0.6	12.7	2.6	0.1	<1	12	17.4	<0.1
1472186	Drill Core	0.048	15.3	12	1.13	440	0.218	7.12	2.118	1.54	1.3	4.7	31	0.8	13.9	3.5	0.2	1	18	16.2	<0.1
1472187	Drill Core	0.048	12.4	8	0.80	476	0.283	7.87	1.643	1.87	0.3	4.7	29	1.1	11.1	3.5	0.2	1	15	15.6	<0.1
1472188	Drill Core	0.045	11.6	5	0.72	476	0.260	6.97	0.846	1.88	0.6	4.9	23	1.2	13.1	3.3	0.2	1	12	22.8	<0.1
1472189	Drill Core	0.034	40.5	6	0.65	336	0.176	5.95	1.570	1.21	2.3	5.6	70	0.5	8.5	2.0	<0.1	<1	9	19.6	<0.1
1472190	Drill Core	0.028	11.3	4	0.51	1044	0.146	6.24	2.358	0.91	2.6	4.4	20	0.8	5.2	1.6	0.1	<1	5	19.2	<0.1
1472191	Drill Core	0.029	12.6	4	1.56	179	0.118	5.71	0.570	0.46	6.2	11.1	27	0.6	7.1	1.8	0.1	<1	15	42.1	<0.1
1472192	Drill Core	0.025	11.0	3	0.56	585	0.162	6.36	0.033	1.68	8.2	4.9	21	0.5	5.0	1.9	<0.1	<1	8	35.1	<0.1
1472193	Drill Core	0.023	9.0	3	0.37	135	0.145	6.18	0.043	1.47	9.1	4.3	19	0.4	3.7	2.0	<0.1	<1	5	32.6	<0.1
1472194	Drill Core	0.155	19.6	11	0.90	927	0.463	7.47	1.741	2.66	1.8	12.6	41	1.4	9.8	13.8	0.9	2	8	20.1	<0.1
1472195	Drill Core	0.037	10.1	22	0.80	946	0.209	6.66	1.469	2.55	5.4	13.1	19	1.3	7.9	4.2	0.2	1	10	20.3	<0.1
1472196	Drill Core	0.032	12.9	11	0.53	237	0.200	6.75	3.066	1.00	2.6	5.0	26	1.0	11.5	3.3	0.2	<1	14	10.8	<0.1
1472197	Drill Core	0.022	8.4	7	0.59	132	0.126	5.21	1.084	0.46	4.7	7.1	16	0.6	6.8	1.5	<0.1	<1	8	33.6	<0.1
1472198	Drill Core	0.058	10.6	6	0.66	174	0.209	7.22	2.981	0.77	4.5	4.9	23	0.6	7.7	1.7	<0.1	<1	19	21.5	<0.1

This report supersedes all previous preliminary and final reports with this file number dated prior to the date on this certificate. Signature indicates final approval; preliminary reports are unsigned and should be used for reference only.

BUREAU VERITAS
MINERAL LABORATORIES
Canada

www.bureauveritas.com/um

Bureau Veritas Commodities Canada Ltd.

9050 Shaughnessy St Vancouver British Columbia V6P 6E5 Canada
PHONE (604) 253-3158

Client: **Goldstrike Resources Ltd.**
1010 - 1130 West Pender St.
Vancouver British Columbia V6E 4A4 Canada

Project: LUC
Report Date: October 18, 2018

CERTIFICATE OF ANALYSIS WHI18000265.1

	Method	MA200	MA200	MA200	MA200	MA200	MA200	MA200	AQ200	FA550
	Analyte	Rb	Hf	In	Re	Se	Te	Tl	Hg	Au
	Unit	ppm	ppm	ppm	ppm	ppm	ppm	ppm	ppm	gm/t
	MDL	0.1	0.1	0.05	0.005	1	0.5	0.5	0.01	0.9
1472169	Drill Core	51.4	0.3	<0.05	<0.005	<1	<0.5	<0.5	<0.01	
1472170	Drill Core	57.8	0.3	0.07	<0.005	<1	0.7	<0.5	<0.01	
1472171	Drill Core	54.6	0.4	0.06	<0.005	<1	<0.5	<0.5	<0.01	
1472172	Drill Core	54.6	0.4	<0.05	<0.005	<1	<0.5	<0.5	<0.01	
1472173	Drill Core	46.9	0.4	<0.05	<0.005	<1	<0.5	<0.5	<0.01	
1472174	Drill Core	50.4	0.3	<0.05	<0.005	<1	<0.5	<0.5	<0.01	
1472175	Rock Pulp	23.6	1.4	<0.05	<0.005	<1	<0.5	<0.5	0.02	
1472176	Rock Pulp	9.7	1.3	9.70	0.007	4	7.7	2.9	2.49	
1472177	Drill Core	34.7	0.3	0.06	<0.005	<1	<0.5	<0.5	<0.01	
1472178	Drill Core	34.9	0.3	<0.05	<0.005	<1	<0.5	<0.5	<0.01	
1472179	Drill Core	34.9	0.3	<0.05	<0.005	<1	<0.5	<0.5	<0.01	
1472180	Drill Core	38.9	0.4	<0.05	<0.005	<1	<0.5	<0.5	<0.01	
1472181	Drill Core	43.8	0.3	<0.05	<0.005	<1	<0.5	<0.5	0.02	
1472182	Drill Core	34.1	0.4	<0.05	<0.005	<1	<0.5	<0.5	0.07	
1472183	Drill Core	36.1	0.3	0.06	<0.005	<1	<0.5	<0.5	<0.01	
1472184	Drill Core	46.1	0.4	0.08	<0.005	<1	<0.5	<0.5	<0.01	
1472185	Drill Core	45.9	0.2	<0.05	<0.005	<1	<0.5	<0.5	0.01	
1472186	Drill Core	43.7	0.2	<0.05	<0.005	<1	<0.5	<0.5	0.01	
1472187	Drill Core	52.2	0.3	0.06	<0.005	<1	<0.5	<0.5	<0.01	
1472188	Drill Core	45.2	0.2	0.05	<0.005	<1	<0.5	<0.5	<0.01	
1472189	Drill Core	29.3	0.2	<0.05	<0.005	<1	<0.5	<0.5	<0.01	
1472190	Drill Core	19.5	0.2	<0.05	<0.005	1	<0.5	<0.5	<0.01	
1472191	Drill Core	10.6	0.3	<0.05	<0.005	<1	1.8	<0.5	0.15	
1472192	Drill Core	45.0	1.1	<0.05	<0.005	<1	<0.5	<0.5	0.01	
1472193	Drill Core	38.2	0.2	<0.05	<0.005	<1	<0.5	<0.5	<0.01	
1472194	Drill Core	65.5	0.5	<0.05	<0.005	<1	<0.5	<0.5	<0.01	
1472195	Drill Core	54.2	0.5	<0.05	<0.005	<1	<0.5	<0.5	<0.01	
1472196	Drill Core	24.4	0.2	<0.05	<0.005	<1	<0.5	<0.5	<0.01	
1472197	Drill Core	11.7	0.2	<0.05	<0.005	<1	<0.5	<0.5	<0.01	
1472198	Drill Core	17.2	0.2	<0.05	<0.005	<1	<0.5	<0.5	<0.01	

This report supersedes all previous preliminary and final reports with this file number dated prior to the date on this certificate. Signature indicates final approval; preliminary reports are unsigned and should be used for reference only.

BUREAU VERITAS
MINERAL LABORATORIES
Canada

www.bureauveritas.com/um

Bureau Veritas Commodities Canada Ltd.

9050 Shaughnessy St Vancouver British Columbia V6P 6E5 Canada
PHONE (604) 253-3158

Client: **Goldstrike Resources Ltd.**
1010 - 1130 West Pender St.
Vancouver British Columbia V6E 4A4 Canada

Project: LUC
Report Date: October 18, 2018

CERTIFICATE OF ANALYSIS WHI18000265.1

	Method	WGHT	FA350	MA200	MA200	MA200	MA200	MA200	MA200	MA200	MA200	MA200	MA200	MA200	MA200	MA200	MA200	MA200	MA200	MA200	MA200
	Analyte	Wgt	Au	Mo	Cu	Pb	Zn	Ag	Ni	Co	Mn	Fe	As	U	Th	Sr	Cd	Sb	Bi	V	Ca
	Unit	kg	ppb	ppm	ppm	ppm	ppm	ppm	ppm	ppm	ppm	%	ppm	ppm	ppm	ppm	ppm	ppm	ppm	ppm	%
	MDL	0.01	2	0.1	0.1	0.1	1	0.1	0.1	0.2	1	0.01	1	0.1	0.1	1	0.1	0.1	0.1	1	0.01
1472199	Drill Core	4.97	142	3.9	42.1	5.5	43	0.2	2.6	10.3	674	3.30	5	0.3	1.7	220	0.1	1.0	<0.1	93	2.66
1472200	Rock Pulp	0.05	4	3.0	25.4	4.6	45	0.4	22.1	11.2	527	2.55	4	0.8	2.0	269	0.2	0.8	<0.1	85	1.81
1472201	Rock Pulp	0.05	>10000	11.9	67.8	23.7	78	1.1	24.5	4.6	491	3.53	889	3.5	3.1	43	0.8	154.6	0.6	117	16.47
1472202	Drill Core	5.11	26	3.1	12.3	3.9	32	<0.1	2.0	7.3	468	2.77	4	0.3	2.1	184	0.1	1.0	<0.1	70	1.89
1472203	Drill Core	3.52	13	2.6	16.7	3.4	32	<0.1	1.6	6.4	427	2.26	3	0.4	4.9	195	<0.1	0.6	<0.1	54	1.68
1472204	Drill Core	4.70	12	1.7	19.0	4.5	34	<0.1	2.5	8.9	393	2.53	4	0.4	2.1	189	<0.1	0.7	<0.1	65	1.60
1472205	Drill Core	4.65	8	4.3	21.1	3.9	33	<0.1	1.7	8.3	378	2.47	5	0.4	3.6	164	0.2	1.1	<0.1	70	2.42
1472206	Drill Core	5.11	2	4.4	13.6	4.8	42	<0.1	3.4	10.6	428	2.74	4	0.5	3.4	195	<0.1	0.5	<0.1	70	1.96
1472207	Drill Core	3.35	<2	2.7	14.2	10.1	46	<0.1	10.0	7.8	502	2.50	8	0.8	5.3	277	<0.1	0.4	<0.1	71	1.92
1472208	Drill Core	4.13	38	2.6	9.3	5.3	35	0.1	4.6	10.3	562	2.58	5	0.4	4.0	182	0.1	1.8	<0.1	65	1.96
1472209	Drill Core	5.24	65	3.6	13.1	5.2	36	0.3	3.5	15.5	515	2.44	8	0.3	2.6	168	<0.1	1.2	<0.1	61	2.25
1472210	Drill Core	3.97	436	3.8	22.8	5.2	36	1.3	5.1	12.1	795	2.94	4	0.3	2.3	140	0.2	1.0	<0.1	70	2.49
1472211	Drill Core	4.98	67	3.6	29.4	6.1	52	0.3	4.6	13.3	718	3.54	9	0.4	1.7	147	0.2	1.1	<0.1	104	3.10
1472212	Drill Core	4.91	26	4.4	28.7	5.3	52	0.1	5.5	16.7	676	3.77	8	0.6	2.6	188	0.1	1.5	<0.1	117	2.43
1472213	Drill Core	4.28	70	4.8	38.3	4.9	52	0.2	4.7	16.1	699	3.83	6	0.5	3.4	175	<0.1	1.5	<0.1	115	2.79
1472214	Drill Core	4.53	71	8.7	50.0	8.1	67	0.3	6.7	15.4	924	4.25	11	0.6	2.8	258	0.2	2.6	<0.1	135	3.66
1472215	Drill Core	4.29	21	3.6	38.5	6.2	69	<0.1	5.2	18.5	769	4.54	6	0.5	2.4	231	0.1	1.0	<0.1	142	3.19
1472216	Drill Core	4.94	104	4.1	143.1	12.7	64	0.6	6.6	22.0	1141	4.58	6	0.4	1.9	292	0.2	1.3	<0.1	133	5.11
1472217	Drill Core	4.16	409	2.6	43.5	6.2	58	1.8	4.1	19.7	1086	3.54	7	0.4	2.2	137	0.2	1.2	<0.1	95	4.44
1472218	Drill Core	3.93	151	1.5	30.9	5.2	45	0.9	3.3	17.9	586	3.31	5	0.4	2.3	156	0.3	0.8	<0.1	85	2.09
1472219	Drill Core	3.86	15	1.2	23.5	4.1	38	0.1	3.3	12.5	570	2.64	3	0.3	1.7	168	0.3	0.8	<0.1	78	2.10
1472220	Drill Core	4.21	25	4.1	20.6	5.7	52	0.2	3.9	20.5	818	3.00	7	0.4	2.0	208	<0.1	0.6	<0.1	77	3.86
1472221	Drill Core	4.42	11	3.9	42.5	5.5	48	0.1	3.3	18.8	620	3.38	7	0.5	2.8	191	0.1	0.7	<0.1	97	2.40
1472222	Drill Core	3.55	10	2.2	26.1	4.0	40	0.1	3.3	8.0	716	3.31	3	0.5	3.2	161	0.4	0.4	<0.1	91	3.33
1472223	Drill Core	4.24	12	4.7	34.8	6.9	64	0.1	5.5	15.9	727	3.70	12	0.6	2.7	168	0.1	2.8	<0.1	124	3.09
1472224	Drill Core	4.26	352	3.6	29.3	5.7	47	0.5	4.3	13.2	592	3.67	4	0.6	3.0	249	<0.1	1.3	<0.1	110	2.23
1472225	Rock Pulp	0.06	5	2.8	23.9	4.5	45	0.4	23.2	11.9	506	2.65	4	0.9	2.1	249	0.3	0.8	<0.1	87	1.88
1472226	Rock Pulp	0.09	462	52.0	>10000	952.6	>10000	61.1	17.8	2.9	693	12.34	71	4.7	0.3	54	249.7	51.6	10.8	42	1.66
1472227	Drill Core	5.00	110	1.6	54.9	5.2	65	0.3	5.1	12.8	657	4.06	5	0.5	1.9	250	0.1	1.0	<0.1	121	2.45
1472228	Drill Core	4.27	7	2.1	23.5	4.7	63	<0.1	4.8	15.2	746	3.97	5	0.5	1.6	167	0.1	0.4	<0.1	115	3.25

This report supersedes all previous preliminary and final reports with this file number dated prior to the date on this certificate. Signature indicates final approval; preliminary reports are unsigned and should be used for reference only.

BUREAU VERITAS
MINERAL LABORATORIES
Canada

www.bureauveritas.com/um

Bureau Veritas Commodities Canada Ltd.

9050 Shaughnessy St Vancouver British Columbia V6P 6E5 Canada
PHONE (604) 253-3158

Client: **Goldstrike Resources Ltd.**
1010 - 1130 West Pender St.
Vancouver British Columbia V6E 4A4 Canada

Project: LUC
Report Date: October 18, 2018

CERTIFICATE OF ANALYSIS WHI18000265.1

	Method	MA200	MA200	MA200	MA200	MA200	MA200	MA200	MA200	MA200	MA200	MA200	MA200	MA200	MA200	MA200	MA200	MA200	MA200	MA200	MA200
	Analyte	P	La	Cr	Mg	Ba	Ti	Al	Na	K	W	Zr	Ce	Sn	Y	Nb	Ta	Be	Sc	Li	S
	Unit	%	ppm	ppm	%	ppm	%	%	%	%	ppm	ppm	ppm	ppm	ppm	ppm	ppm	ppm	ppm	ppm	%
	MDL	0.001	0.1	1	0.01	1	0.001	0.01	0.001	0.01	0.1	0.1	1	0.1	0.1	0.1	0.1	1	1	0.1	0.1
1472199	Drill Core	0.064	9.4	5	0.74	199	0.217	7.00	2.926	1.32	3.2	6.2	21	0.7	7.6	3.0	0.2	1	13	16.2	<0.1
1472200	Rock Pulp	0.053	8.8	33	0.80	532	0.282	5.08	2.117	0.88	27.8	39.1	19	0.7	12.6	3.7	0.2	<1	11	12.8	<0.1
1472201	Rock Pulp	0.072	16.1	35	0.74	66	0.117	1.93	0.015	0.42	>200	28.3	30	2.0	17.1	2.8	<0.1	<1	4	43.5	1.9
1472202	Drill Core	0.064	11.6	2	0.52	144	0.199	6.62	3.227	1.20	4.2	4.9	25	0.6	6.5	5.6	0.4	<1	8	11.1	<0.1
1472203	Drill Core	0.028	15.7	2	0.43	145	0.148	6.67	2.615	1.21	4.4	5.9	31	0.6	8.4	2.6	0.1	<1	10	12.5	<0.1
1472204	Drill Core	0.049	9.6	4	0.47	401	0.229	7.55	2.833	1.65	3.4	3.4	23	0.8	9.6	3.0	0.2	1	12	13.5	<0.1
1472205	Drill Core	0.041	11.3	2	0.39	137	0.148	6.70	3.255	0.96	3.6	5.6	25	0.6	8.0	2.3	0.2	1	10	11.1	<0.1
1472206	Drill Core	0.044	10.0	6	0.47	294	0.232	6.80	2.852	1.10	0.9	9.3	21	1.0	10.0	3.1	0.2	1	12	15.4	<0.1
1472207	Drill Core	0.044	13.9	22	0.39	308	0.178	6.85	4.305	0.89	0.8	36.5	29	1.4	6.8	2.9	0.2	<1	12	8.1	<0.1
1472208	Drill Core	0.034	11.2	11	0.50	161	0.164	6.92	2.786	0.85	1.5	9.6	24	0.6	9.8	2.5	0.2	1	13	16.7	<0.1
1472209	Drill Core	0.039	8.8	4	0.46	223	0.175	7.08	1.871	1.12	2.3	4.4	20	0.9	10.0	2.4	0.1	<1	11	24.1	<0.1
1472210	Drill Core	0.054	7.0	8	0.78	296	0.166	6.75	2.889	1.11	4.4	6.9	17	0.7	7.8	1.9	0.1	<1	17	16.8	<0.1
1472211	Drill Core	0.059	7.6	7	0.85	356	0.273	7.00	1.063	1.65	2.5	3.1	17	0.7	13.1	2.1	<0.1	<1	25	29.7	<0.1
1472212	Drill Core	0.067	7.7	9	0.64	270	0.341	8.04	2.002	1.30	0.9	3.4	20	0.7	14.2	3.0	0.2	<1	26	26.8	<0.1
1472213	Drill Core	0.068	7.4	8	0.67	223	0.299	7.22	2.427	1.10	1.5	3.2	18	0.8	15.1	2.2	0.1	<1	24	18.2	<0.1
1472214	Drill Core	0.069	8.6	9	0.94	276	0.255	7.32	1.731	1.39	2.3	9.0	22	0.7	13.2	2.0	0.1	<1	23	27.2	<0.1
1472215	Drill Core	0.082	6.8	10	0.59	210	0.326	7.88	1.949	1.36	0.8	3.5	17	0.6	12.2	2.1	0.1	<1	25	25.8	<0.1
1472216	Drill Core	0.069	8.0	10	1.10	163	0.191	6.94	1.210	1.10	2.0	5.3	19	0.8	12.2	1.2	<0.1	<1	23	27.6	<0.1
1472217	Drill Core	0.051	9.1	5	0.95	178	0.177	6.31	1.060	0.83	1.8	3.9	21	0.6	16.6	1.7	<0.1	<1	23	27.2	<0.1
1472218	Drill Core	0.058	8.3	7	0.66	159	0.200	7.14	2.661	1.23	2.1	3.0	19	0.9	11.2	1.7	0.1	1	22	16.2	<0.1
1472219	Drill Core	0.042	6.0	4	0.62	147	0.147	7.28	3.314	1.08	2.7	2.9	14	0.8	8.3	1.6	0.1	<1	18	14.2	<0.1
1472220	Drill Core	0.043	7.3	6	0.63	230	0.197	6.33	1.577	1.15	1.1	2.7	16	0.8	11.4	1.8	0.1	<1	19	22.2	<0.1
1472221	Drill Core	0.054	8.8	6	0.61	215	0.233	7.37	1.840	1.16	0.9	3.0	20	0.9	13.3	2.1	0.2	<1	22	25.5	<0.1
1472222	Drill Core	0.051	10.3	6	0.73	3391	0.167	6.91	3.390	0.97	1.4	5.0	23	0.5	12.6	1.5	0.1	<1	26	10.1	<0.1
1472223	Drill Core	0.057	11.8	8	0.64	250	0.277	7.43	0.853	1.24	2.7	5.3	24	0.9	13.9	2.2	0.1	<1	21	32.4	<0.1
1472224	Drill Core	0.061	10.2	8	0.53	268	0.324	8.11	2.845	1.07	1.0	3.7	24	1.0	11.1	2.9	0.2	<1	21	18.6	<0.1
1472225	Rock Pulp	0.051	10.1	30	0.83	506	0.306	5.46	2.166	0.85	28.4	38.5	20	0.9	13.8	3.5	0.2	1	11	12.6	<0.1
1472226	Rock Pulp	0.038	2.9	10	2.35	45	0.033	3.85	0.550	0.79	0.4	30.0	8	3.4	5.1	0.4	<0.1	<1	8	6.9	>10
1472227	Drill Core	0.054	8.6	7	0.71	157	0.278	8.13	2.785	1.16	1.3	3.6	19	0.7	13.2	1.9	0.1	<1	24	21.6	<0.1
1472228	Drill Core	0.047	7.8	8	0.61	121	0.281	6.96	3.094	0.89	1.7	3.7	19	0.9	15.5	2.3	0.1	<1	23	9.2	<0.1

This report supersedes all previous preliminary and final reports with this file number dated prior to the date on this certificate. Signature indicates final approval; preliminary reports are unsigned and should be used for reference only.

BUREAU VERITAS
MINERAL LABORATORIES
Canada

www.bureauveritas.com/um

Bureau Veritas Commodities Canada Ltd.

9050 Shaughnessy St Vancouver British Columbia V6P 6E5 Canada
PHONE (604) 253-3158

Client: **Goldstrike Resources Ltd.**
1010 - 1130 West Pender St.
Vancouver British Columbia V6E 4A4 Canada

Project: LUC
Report Date: October 18, 2018

CERTIFICATE OF ANALYSIS WHI18000265.1

	Method	MA200	MA200	MA200	MA200	MA200	MA200	MA200	AQ200	FA550
	Analyte	Rb	Hf	In	Re	Se	Te	Tl	Hg	Au
	Unit	ppm	ppm	ppm	ppm	ppm	ppm	ppm	ppm	gm/t
	MDL	0.1	0.1	0.05	0.005	1	0.5	0.5	0.01	0.9
1472199	Drill Core	24.7	0.3	<0.05	<0.005	1	<0.5	<0.5	<0.01	
1472200	Rock Pulp	23.6	1.0	<0.05	<0.005	<1	<0.5	<0.5	0.02	
1472201	Rock Pulp	24.5	0.7	0.07	0.006	3	2.3	4.6	6.07	16.8
1472202	Drill Core	21.2	0.2	<0.05	<0.005	<1	<0.5	<0.5	<0.01	
1472203	Drill Core	22.4	0.2	<0.05	<0.005	<1	<0.5	<0.5	<0.01	
1472204	Drill Core	33.7	0.2	<0.05	<0.005	<1	<0.5	<0.5	<0.01	
1472205	Drill Core	20.4	0.3	<0.05	<0.005	<1	<0.5	<0.5	<0.01	
1472206	Drill Core	26.4	0.3	<0.05	<0.005	1	<0.5	<0.5	0.01	
1472207	Drill Core	16.3	1.1	<0.05	<0.005	<1	<0.5	<0.5	0.03	
1472208	Drill Core	18.5	0.4	<0.05	<0.005	<1	<0.5	<0.5	<0.01	
1472209	Drill Core	23.3	0.2	<0.05	<0.005	<1	<0.5	<0.5	0.01	
1472210	Drill Core	20.3	0.2	<0.05	<0.005	2	1.0	<0.5	<0.01	
1472211	Drill Core	29.1	0.1	<0.05	<0.005	<1	<0.5	<0.5	<0.01	
1472212	Drill Core	33.9	0.2	<0.05	<0.005	<1	<0.5	<0.5	<0.01	
1472213	Drill Core	28.6	0.2	<0.05	<0.005	<1	<0.5	<0.5	<0.01	
1472214	Drill Core	29.0	0.3	0.05	<0.005	1	0.5	<0.5	0.03	
1472215	Drill Core	33.7	0.2	<0.05	<0.005	1	<0.5	<0.5	<0.01	
1472216	Drill Core	22.5	0.3	<0.05	<0.005	<1	<0.5	<0.5	<0.01	
1472217	Drill Core	22.7	0.1	<0.05	<0.005	1	1.2	<0.5	0.04	
1472218	Drill Core	27.7	0.2	<0.05	<0.005	<1	0.6	<0.5	0.04	
1472219	Drill Core	22.4	0.1	<0.05	<0.005	<1	<0.5	<0.5	<0.01	
1472220	Drill Core	22.4	0.1	<0.05	<0.005	<1	<0.5	<0.5	<0.01	
1472221	Drill Core	25.7	0.1	<0.05	<0.005	<1	<0.5	<0.5	<0.01	
1472222	Drill Core	19.7	0.2	0.07	<0.005	<1	<0.5	<0.5	<0.01	
1472223	Drill Core	32.5	0.2	0.07	<0.005	<1	<0.5	<0.5	<0.01	
1472224	Drill Core	31.7	0.2	<0.05	<0.005	<1	0.7	<0.5	0.06	
1472225	Rock Pulp	24.2	1.2	<0.05	<0.005	<1	0.6	<0.5	0.04	
1472226	Rock Pulp	10.0	0.9	10.22	0.010	6	8.5	2.6	2.80	
1472227	Drill Core	39.9	0.2	<0.05	<0.005	2	<0.5	<0.5	0.02	
1472228	Drill Core	26.6	0.2	0.06	<0.005	<1	<0.5	<0.5	<0.01	

This report supersedes all previous preliminary and final reports with this file number dated prior to the date on this certificate. Signature indicates final approval; preliminary reports are unsigned and should be used for reference only.

BUREAU VERITAS
MINERAL LABORATORIES
Canada

www.bureauveritas.com/um

Bureau Veritas Commodities Canada Ltd.

9050 Shaughnessy St Vancouver British Columbia V6P 6E5 Canada
PHONE (604) 253-3158

Client: **Goldstrike Resources Ltd.**
1010 - 1130 West Pender St.
Vancouver British Columbia V6E 4A4 Canada

Project: LUC
Report Date: October 18, 2018

CERTIFICATE OF ANALYSIS WHI18000265.1

	Method	WGHT	FA350	MA200	MA200	MA200	MA200	MA200	MA200	MA200	MA200	MA200	MA200	MA200	MA200	MA200	MA200	MA200	MA200	MA200	MA200
	Analyte	Wgt	Au	Mo	Cu	Pb	Zn	Ag	Ni	Co	Mn	Fe	As	U	Th	Sr	Cd	Sb	Bi	V	Ca
	Unit	kg	ppb	ppm	ppm	ppm	ppm	ppm	ppm	ppm	ppm	%	ppm	ppm	ppm	ppm	ppm	ppm	ppm	ppm	%
	MDL	0.01	2	0.1	0.1	0.1	1	0.1	0.1	0.2	1	0.01	1	0.1	0.1	1	0.1	0.1	0.1	1	0.01
1472229	Drill Core	4.43	10	1.6	42.6	5.3	59	<0.1	4.5	13.8	771	3.85	4	0.5	2.0	232	0.1	0.5	<0.1	114	2.96
1472230	Drill Core	5.25	19	1.0	38.3	3.6	51	<0.1	4.1	10.9	697	3.45	5	0.5	2.2	163	<0.1	0.5	<0.1	104	3.32
1472231	Drill Core	4.24	16	1.5	36.3	5.3	50	0.1	3.9	14.7	614	3.32	5	0.5	2.4	182	<0.1	0.6	<0.1	95	2.55
1472232	Drill Core	4.86	3	1.2	60.4	7.6	60	0.2	5.1	46.7	846	3.93	6	0.5	2.1	274	<0.1	0.7	<0.1	111	2.90
1472233	Drill Core	3.76	3	0.8	69.1	7.4	61	0.1	5.3	32.7	688	3.99	6	0.5	1.7	226	<0.1	1.4	<0.1	120	3.18
1472234	Drill Core	5.40	7	0.4	59.2	5.9	64	<0.1	5.4	13.7	752	3.92	4	0.4	1.4	226	<0.1	0.6	<0.1	117	3.03
1472235	Drill Core	4.02	2	0.7	87.6	5.5	67	<0.1	5.5	18.5	724	4.04	5	0.5	1.6	240	<0.1	0.5	<0.1	122	2.80
1472236	Drill Core	4.69	6	1.0	77.9	4.8	53	<0.1	4.9	15.2	789	3.84	4	0.4	1.7	324	<0.1	0.7	<0.1	114	2.95
1472237	Drill Core	4.50	3	0.7	54.5	5.3	58	<0.1	4.9	15.6	701	4.01	6	0.4	2.0	280	<0.1	1.0	<0.1	112	2.23
1472238	Drill Core	5.06	7	0.9	36.0	4.6	57	0.1	4.1	15.2	714	3.37	13	0.5	2.5	233	<0.1	1.1	<0.1	92	2.57
1472239	Drill Core	4.02	18	1.6	35.9	4.6	53	0.2	3.8	18.5	726	3.20	7	0.5	2.5	236	0.2	1.4	<0.1	94	3.37
1472240	Drill Core	3.47	20	2.1	35.3	5.4	53	0.3	7.0	11.2	890	3.46	8	0.3	1.6	170	0.3	2.0	<0.1	103	3.78
1472241	Drill Core	4.40	3	1.6	21.7	9.7	44	0.3	5.3	14.3	562	2.88	10	1.0	4.7	264	<0.1	1.0	<0.1	69	2.31
1472242	Drill Core	5.71	<2	2.1	23.9	30.3	44	0.6	13.0	8.4	483	2.39	19	2.2	14.5	502	<0.1	0.9	0.2	55	2.87
1472243	Drill Core	2.61	<2	0.7	21.1	24.2	64	1.1	15.7	9.7	473	2.44	11	5.9	14.9	222	<0.1	0.4	0.2	73	1.03
1472244	Drill Core	3.50	<2	0.2	19.6	19.8	71	<0.1	17.6	12.4	653	2.90	5	3.6	15.0	193	0.2	0.2	0.2	77	1.11
1472245	Drill Core	4.69	<2	0.4	22.4	21.5	67	0.1	20.3	14.2	621	3.71	9	4.2	15.0	239	0.1	0.2	0.3	75	0.92
1472246	Drill Core	4.42	<2	0.3	18.6	17.8	41	0.2	11.4	18.3	499	1.85	7	2.2	9.2	166	0.2	0.2	0.1	43	1.54
1472247	Drill Core	4.81	<2	0.3	7.2	13.9	24	0.2	5.5	5.9	367	1.13	1	1.2	5.7	162	<0.1	0.2	<0.1	29	2.12

This report supersedes all previous preliminary and final reports with this file number dated prior to the date on this certificate. Signature indicates final approval; preliminary reports are unsigned and should be used for reference only.

BUREAU VERITAS
MINERAL LABORATORIES
Canada

www.bureauveritas.com/um

Bureau Veritas Commodities Canada Ltd.

9050 Shaughnessy St Vancouver British Columbia V6P 6E5 Canada
PHONE (604) 253-3158

Client: **Goldstrike Resources Ltd.**
1010 - 1130 West Pender St.
Vancouver British Columbia V6E 4A4 Canada

Project: LUC
Report Date: October 18, 2018

CERTIFICATE OF ANALYSIS WHI18000265.1

	Method	MA200	MA200	MA200	MA200	MA200	MA200	MA200	MA200	MA200	MA200	MA200	MA200	MA200	MA200	MA200	MA200	MA200	MA200	MA200	MA200
	Analyte	P	La	Cr	Mg	Ba	Ti	Al	Na	K	W	Zr	Ce	Sn	Y	Nb	Ta	Be	Sc	Li	S
	Unit	%	ppm	ppm	%	ppm	%	%	%	%	ppm	ppm	ppm	ppm	ppm	ppm	ppm	ppm	ppm	ppm	%
	MDL	0.001	0.1	1	0.01	1	0.001	0.01	0.001	0.01	0.1	0.1	1	0.1	0.1	0.1	0.1	1	1	0.1	0.1
1472229	Drill Core	0.049	8.2	7	0.55	163	0.274	7.71	3.084	1.06	1.1	3.1	19	0.7	13.8	1.7	0.1	<1	24	16.2	<0.1
1472230	Drill Core	0.051	7.8	6	0.75	118	0.227	7.10	3.484	0.87	2.0	3.2	18	0.6	13.9	1.7	<0.1	<1	22	10.4	<0.1
1472231	Drill Core	0.054	7.4	6	0.67	135	0.317	7.33	2.202	0.82	0.8	2.5	16	0.8	13.1	2.3	0.1	<1	21	17.2	<0.1
1472232	Drill Core	0.051	8.4	10	0.49	181	0.350	7.89	1.656	1.07	1.0	2.5	20	2.5	17.4	2.7	0.1	1	24	17.0	<0.1
1472233	Drill Core	0.056	8.7	11	0.59	146	0.330	7.51	1.876	1.38	0.9	2.9	22	1.9	17.6	2.5	0.1	<1	21	17.4	<0.1
1472234	Drill Core	0.056	7.9	9	0.71	190	0.314	7.68	3.123	1.05	0.8	3.2	21	0.8	16.6	2.6	0.2	1	22	12.7	<0.1
1472235	Drill Core	0.057	9.2	9	0.55	183	0.331	7.97	3.006	1.22	0.6	2.9	22	1.2	19.3	2.7	0.1	1	21	12.0	<0.1
1472236	Drill Core	0.049	8.1	9	0.58	158	0.328	7.87	2.297	0.92	0.6	3.4	20	1.0	19.3	2.8	0.1	<1	23	16.0	<0.1
1472237	Drill Core	0.051	9.1	10	0.51	175	0.335	8.23	1.807	1.19	0.6	2.2	22	0.9	19.7	2.7	0.1	<1	25	20.5	<0.1
1472238	Drill Core	0.051	9.9	6	0.65	844	0.253	7.49	1.671	1.39	1.3	13.1	22	1.0	15.9	2.8	0.2	<1	20	20.0	<0.1
1472239	Drill Core	0.042	7.5	6	1.08	493	0.224	6.95	1.688	1.38	4.0	3.2	18	1.1	12.7	2.2	0.1	<1	21	19.3	<0.1
1472240	Drill Core	0.050	8.3	8	1.45	1803	0.212	7.18	1.606	1.85	10.1	4.5	18	0.7	8.6	1.7	<0.1	<1	28	21.9	0.1
1472241	Drill Core	0.044	12.6	7	0.76	710	0.248	7.34	0.981	1.63	4.0	26.3	25	1.1	12.3	4.4	0.3	2	15	23.6	<0.1
1472242	Drill Core	0.051	26.2	19	0.80	1970	0.195	7.15	1.399	2.88	8.1	85.2	48	1.3	12.0	10.4	0.8	2	5	25.5	<0.1
1472243	Drill Core	0.025	36.0	44	0.72	1907	0.318	8.07	0.707	2.00	7.4	39.3	70	3.1	17.1	12.3	0.9	2	11	34.8	<0.1
1472244	Drill Core	0.044	39.6	44	0.83	1150	0.344	7.63	1.065	2.16	2.1	30.0	72	3.4	19.5	12.3	0.8	2	13	25.6	<0.1
1472245	Drill Core	0.039	37.1	44	0.81	2255	0.308	7.68	0.901	2.19	2.2	30.1	70	2.9	20.5	12.1	0.8	<1	12	30.8	<0.1
1472246	Drill Core	0.016	23.1	26	0.50	813	0.182	5.54	0.938	1.50	2.0	16.7	46	2.7	12.2	7.1	0.5	1	7	19.9	<0.1
1472247	Drill Core	0.010	16.7	9	0.24	902	0.119	4.60	1.056	1.64	1.4	12.0	32	1.2	9.1	4.9	0.4	<1	4	10.2	0.3

This report supersedes all previous preliminary and final reports with this file number dated prior to the date on this certificate. Signature indicates final approval; preliminary reports are unsigned and should be used for reference only.

BUREAU VERITAS
MINERAL LABORATORIES
Canada

www.bureauveritas.com/um

Bureau Veritas Commodities Canada Ltd.

9050 Shaughnessy St Vancouver British Columbia V6P 6E5 Canada
PHONE (604) 253-3158

Client: **Goldstrike Resources Ltd.**
1010 - 1130 West Pender St.
Vancouver British Columbia V6E 4A4 Canada

Project: LUC
Report Date: October 18, 2018

CERTIFICATE OF ANALYSIS WHI18000265.1

	Method	MA200	MA200	MA200	MA200	MA200	MA200	MA200	AQ200	FA550
	Analyte	Rb	Hf	In	Re	Se	Te	Tl	Hg	Au
	Unit	ppm	ppm	ppm	ppm	ppm	ppm	ppm	ppm	gm/t
	MDL	0.1	0.1	0.05	0.005	1	0.5	0.5	0.01	0.9
1472229	Drill Core	31.0	0.2	0.06	<0.005	<1	<0.5	<0.5	0.04	
1472230	Drill Core	22.2	0.2	0.05	<0.005	3	<0.5	<0.5	0.02	
1472231	Drill Core	26.7	0.1	0.05	<0.005	<1	<0.5	<0.5	<0.01	
1472232	Drill Core	34.5	0.2	0.05	<0.005	<1	<0.5	<0.5	0.05	
1472233	Drill Core	40.5	0.2	0.08	<0.005	2	<0.5	<0.5	0.02	
1472234	Drill Core	31.8	0.2	0.09	<0.005	2	<0.5	<0.5	<0.01	
1472235	Drill Core	38.3	0.2	0.08	<0.005	3	<0.5	<0.5	0.01	
1472236	Drill Core	30.0	0.2	0.14	<0.005	2	<0.5	<0.5	<0.01	
1472237	Drill Core	36.7	0.1	0.06	<0.005	2	<0.5	<0.5	0.03	
1472238	Drill Core	39.9	0.5	<0.05	<0.005	<1	<0.5	<0.5	0.06	
1472239	Drill Core	41.1	0.1	0.05	<0.005	3	0.9	<0.5	0.02	
1472240	Drill Core	37.6	0.2	0.14	<0.005	2	0.7	<0.5	0.04	
1472241	Drill Core	56.6	0.7	<0.05	<0.005	<1	0.7	0.6	0.06	
1472242	Drill Core	67.8	2.6	<0.05	<0.005	1	<0.5	1.2	0.10	
1472243	Drill Core	95.2	1.2	<0.05	<0.005	3	<0.5	0.6	0.10	
1472244	Drill Core	93.6	1.0	<0.05	<0.005	2	<0.5	0.7	0.07	
1472245	Drill Core	101.9	0.9	0.05	<0.005	1	<0.5	0.8	0.06	
1472246	Drill Core	59.6	0.6	<0.05	<0.005	1	<0.5	<0.5	0.04	
1472247	Drill Core	49.9	0.5	<0.05	<0.005	2	<0.5	<0.5	0.03	

This report supersedes all previous preliminary and final reports with this file number dated prior to the date on this certificate. Signature indicates final approval; preliminary reports are unsigned and should be used for reference only.

BUREAU VERITAS
MINERAL LABORATORIES
Canada

www.bureauveritas.com/um

Bureau Veritas Commodities Canada Ltd.
9050 Shaughnessy St Vancouver British Columbia V6P 6E5 Canada
PHONE (604) 253-3158

Client: **Goldstrike Resources Ltd.**
1010 - 1130 West Pender St.
Vancouver British Columbia V6E 4A4 Canada

Project: LUC
Report Date: October 18, 2018

QUALITY CONTROL REPORT WHI18000265.1

	Method	WGHT	FA350	MA200	MA200	MA200	MA200	MA200	MA200	MA200	MA200	MA200	MA200	MA200	MA200	MA200	MA200	MA200	MA200	MA200	MA200
	Analyte	Wgt	Au	Mo	Cu	Pb	Zn	Ag	Ni	Co	Mn	Fe	As	U	Th	Sr	Cd	Sb	Bi	V	Ca
	Unit	kg	ppb	ppm	ppm	ppm	ppm	ppm	ppm	ppm	ppm	%	ppm	ppm	ppm	ppm	ppm	ppm	ppm	ppm	%
	MDL	0.01	2	0.1	0.1	0.1	1	0.1	0.1	0.2	1	0.01	1	0.1	0.1	1	0.1	0.1	0.1	1	0.01
Pulp Duplicates																					
1472158	Drill Core	3.86	9	0.8	35.9	7.6	56	<0.1	4.6	8.1	632	3.66	7	0.8	4.5	96	<0.1	3.5	0.1	37	0.57
REP 1472158	QC		8																		
1472166	Drill Core	3.32	4	1.7	36.4	5.2	57	0.1	14.3	18.8	1111	3.89	7	0.6	1.3	130	0.2	12.2	<0.1	113	3.96
REP 1472166	QC																				
1472170	Drill Core	4.87	5	2.2	12.3	5.6	74	0.1	17.4	20.0	1050	4.84	4	1.4	3.3	186	<0.1	1.8	<0.1	126	5.62
REP 1472170	QC			2.2	12.2	5.4	69	0.1	17.3	18.2	1047	4.76	4	1.3	3.3	190	0.1	1.8	<0.1	123	5.57
1472192	Drill Core	4.53	51	6.9	5.9	3.6	30	<0.1	1.8	5.9	358	1.68	13	0.6	2.0	106	0.1	4.1	<0.1	48	1.49
REP 1472192	QC		45																		
1472200	Rock Pulp	0.05	4	3.0	25.4	4.6	45	0.4	22.1	11.2	527	2.55	4	0.8	2.0	269	0.2	0.8	<0.1	85	1.81
REP 1472200	QC																				
1472201	Rock Pulp	0.05	>10000	11.9	67.8	23.7	78	1.1	24.5	4.6	491	3.53	889	3.5	3.1	43	0.8	154.6	0.6	117	16.47
REP 1472201	QC																				
1472205	Drill Core	4.65	8	4.3	21.1	3.9	33	<0.1	1.7	8.3	378	2.47	5	0.4	3.6	164	0.2	1.1	<0.1	70	2.42
REP 1472205	QC			4.1	21.4	3.9	34	<0.1	1.9	7.4	400	2.54	6	0.3	3.4	167	0.2	1.2	<0.1	73	2.46
1472227	Drill Core	5.00	110	1.6	54.9	5.2	65	0.3	5.1	12.8	657	4.06	5	0.5	1.9	250	0.1	1.0	<0.1	121	2.45
REP 1472227	QC		124																		
1472235	Drill Core	4.02	2	0.7	87.6	5.5	67	<0.1	5.5	18.5	724	4.04	5	0.5	1.6	240	<0.1	0.5	<0.1	122	2.80
REP 1472235	QC																				
REP 1472236	QC			1.0	79.2	4.9	55	<0.1	4.7	15.9	761	3.76	4	0.4	1.8	305	<0.1	0.8	<0.1	112	2.86
1472244	Drill Core	3.50	<2	0.2	19.6	19.8	71	<0.1	17.6	12.4	653	2.90	5	3.6	15.0	193	0.2	0.2	0.2	77	1.11
REP 1472244	QC		<2																		
Core Reject Duplicates																					
1472168	Drill Core	3.43	4	1.9	21.9	5.4	66	<0.1	13.9	20.9	1232	4.81	4	0.7	2.5	129	0.2	1.6	<0.1	143	4.70
DUP 1472168	QC		2	2.2	25.6	5.5	66	<0.1	15.2	20.9	1248	4.86	4	0.8	2.8	140	0.1	1.5	<0.1	144	4.67
1472202	Drill Core	5.11	26	3.1	12.3	3.9	32	<0.1	2.0	7.3	468	2.77	4	0.3	2.1	184	0.1	1.0	<0.1	70	1.89
DUP 1472202	QC		19	2.9	11.5	4.4	33	0.1	2.4	7.8	509	2.95	5	0.3	2.1	189	0.1	1.0	<0.1	74	1.95
1472236	Drill Core	4.69	6	1.0	77.9	4.8	53	<0.1	4.9	15.2	789	3.84	4	0.4	1.7	324	<0.1	0.7	<0.1	114	2.95
DUP 1472236	QC		8	0.7	85.0	5.1	53	<0.1	5.1	15.4	740	3.86	5	0.4	1.9	335	<0.1	0.7	<0.1	112	3.05

This report supersedes all previous preliminary and final reports with this file number dated prior to the date on this certificate. Signature indicates final approval; preliminary reports are unsigned and should be used for reference only.

BUREAU VERITAS
MINERAL LABORATORIES
Canada

www.bureauveritas.com/um

Bureau Veritas Commodities Canada Ltd.
9050 Shaughnessy St Vancouver British Columbia V6P 6E5 Canada
PHONE (604) 253-3158

Client: **Goldstrike Resources Ltd.**
1010 - 1130 West Pender St.
Vancouver British Columbia V6E 4A4 Canada

Project: LUC
Report Date: October 18, 2018

QUALITY CONTROL REPORT WHI18000265.1

	Method	MA200	MA200	MA200	MA200	MA200	MA200	MA200	MA200	MA200	MA200	MA200	MA200	MA200	MA200	MA200	MA200	MA200	MA200	MA200	MA200
	Analyte	P	La	Cr	Mg	Ba	Ti	Al	Na	K	W	Zr	Ce	Sn	Y	Nb	Ta	Be	Sc	Li	S
	Unit	%	ppm	ppm	%	ppm	%	%	%	%	ppm	ppm	ppm	ppm	ppm	ppm	ppm	ppm	ppm	ppm	%
	MDL	0.001	0.1	1	0.01	1	0.001	0.01	0.001	0.01	0.1	0.1	1	0.1	0.1	0.1	0.1	1	1	0.1	0.1
Pulp Duplicates																					
1472158	Drill Core	0.040	16.9	5	0.16	1049	0.176	6.80	1.536	0.80	3.5	8.5	34	1.2	18.9	5.1	0.4	1	14	27.3	<0.1
REP 1472158	QC																				
1472166	Drill Core	0.035	7.9	37	0.30	323	0.218	4.41	0.217	0.58	1.3	3.6	17	1.2	11.8	2.2	0.1	<1	18	35.5	<0.1
REP 1472166	QC																				
1472170	Drill Core	0.069	15.1	52	2.04	1953	0.457	8.13	1.339	1.47	0.8	7.2	29	1.6	17.5	7.1	0.4	1	22	16.9	<0.1
REP 1472170	QC	0.070	14.8	48	2.00	1939	0.435	8.04	1.335	1.36	1.1	6.1	27	1.5	16.4	6.5	0.4	1	21	15.6	<0.1
1472192	Drill Core	0.025	11.0	3	0.56	585	0.162	6.36	0.033	1.68	8.2	4.9	21	0.5	5.0	1.9	<0.1	<1	8	35.1	<0.1
REP 1472192	QC																				
1472200	Rock Pulp	0.053	8.8	33	0.80	532	0.282	5.08	2.117	0.88	27.8	39.1	19	0.7	12.6	3.7	0.2	<1	11	12.8	<0.1
REP 1472200	QC																				
1472201	Rock Pulp	0.072	16.1	35	0.74	66	0.117	1.93	0.015	0.42	>200	28.3	30	2.0	17.1	2.8	<0.1	<1	4	43.5	1.9
REP 1472201	QC																				
1472205	Drill Core	0.041	11.3	2	0.39	137	0.148	6.70	3.255	0.96	3.6	5.6	25	0.6	8.0	2.3	0.2	1	10	11.1	<0.1
REP 1472205	QC	0.041	10.6	3	0.40	145	0.157	6.70	3.323	1.01	3.5	5.5	22	0.8	8.2	2.2	0.2	<1	11	10.9	<0.1
1472227	Drill Core	0.054	8.6	7	0.71	157	0.278	8.13	2.785	1.16	1.3	3.6	19	0.7	13.2	1.9	0.1	<1	24	21.6	<0.1
REP 1472227	QC																				
1472235	Drill Core	0.057	9.2	9	0.55	183	0.331	7.97	3.006	1.22	0.6	2.9	22	1.2	19.3	2.7	0.1	1	21	12.0	<0.1
REP 1472235	QC																				
REP 1472236	QC	0.049	8.3	9	0.57	148	0.319	7.81	2.252	0.99	0.5	3.3	21	0.9	19.5	2.9	0.1	<1	23	15.5	<0.1
1472244	Drill Core	0.044	39.6	44	0.83	1150	0.344	7.63	1.065	2.16	2.1	30.0	72	3.4	19.5	12.3	0.8	2	13	25.6	<0.1
REP 1472244	QC																				
Core Reject Duplicates																					
1472168	Drill Core	0.075	10.4	47	1.00	555	0.423	7.55	1.366	1.45	0.8	5.7	22	3.3	15.9	6.2	0.3	1	21	15.5	<0.1
DUP 1472168	QC	0.075	12.2	48	1.01	583	0.433	7.60	1.386	1.49	0.9	6.2	23	3.8	18.8	6.1	0.3	2	22	16.1	<0.1
1472202	Drill Core	0.064	11.6	2	0.52	144	0.199	6.62	3.227	1.20	4.2	4.9	25	0.6	6.5	5.6	0.4	<1	8	11.1	<0.1
DUP 1472202	QC	0.067	10.4	3	0.54	149	0.207	6.45	3.071	1.16	3.8	5.4	24	0.7	6.8	5.8	0.4	<1	9	12.2	<0.1
1472236	Drill Core	0.049	8.1	9	0.58	158	0.328	7.87	2.297	0.92	0.6	3.4	20	1.0	19.3	2.8	0.1	<1	23	16.0	<0.1
DUP 1472236	QC	0.050	8.7	8	0.57	150	0.314	7.87	2.305	1.04	0.5	3.2	20	1.0	20.1	2.7	0.1	<1	24	16.6	<0.1

This report supersedes all previous preliminary and final reports with this file number dated prior to the date on this certificate. Signature indicates final approval; preliminary reports are unsigned and should be used for reference only.

BUREAU VERITAS
MINERAL LABORATORIES
Canada

www.bureauveritas.com/um

Bureau Veritas Commodities Canada Ltd.
9050 Shaughnessy St Vancouver British Columbia V6P 6E5 Canada
PHONE (604) 253-3158

Client: **Goldstrike Resources Ltd.**
1010 - 1130 West Pender St.
Vancouver British Columbia V6E 4A4 Canada

Project: LUC
Report Date: October 18, 2018

QUALITY CONTROL REPORT WHI18000265.1

	Method	MA200	MA200	MA200	MA200	MA200	MA200	MA200	AQ200	FA550
	Analyte	Rb	Hf	In	Re	Se	Te	Tl	Hg	Au
	Unit	ppm	ppm	ppm	ppm	ppm	ppm	ppm	ppm	gm/t
	MDL	0.1	0.1	0.05	0.005	1	0.5	0.5	0.01	0.9
Pulp Duplicates										
1472158	Drill Core	22.3	0.4	0.06	<0.005	<1	<0.5	<0.5	<0.01	
REP 1472158	QC									
1472166	Drill Core	16.8	0.2	<0.05	<0.005	<1	<0.5	<0.5	<0.01	
REP 1472166	QC								<0.01	
1472170	Drill Core	57.8	0.3	0.07	<0.005	<1	0.7	<0.5	<0.01	
REP 1472170	QC	56.0	0.3	0.05	<0.005	<1	0.5	<0.5		
1472192	Drill Core	45.0	1.1	<0.05	<0.005	<1	<0.5	<0.5	0.01	
REP 1472192	QC									
1472200	Rock Pulp	23.6	1.0	<0.05	<0.005	<1	<0.5	<0.5	0.02	
REP 1472200	QC								0.02	
1472201	Rock Pulp	24.5	0.7	0.07	0.006	3	2.3	4.6	6.07	16.8
REP 1472201	QC									I.S.
1472205	Drill Core	20.4	0.3	<0.05	<0.005	<1	<0.5	<0.5	<0.01	
REP 1472205	QC	19.7	0.2	<0.05	<0.005	<1	<0.5	<0.5		
1472227	Drill Core	39.9	0.2	<0.05	<0.005	2	<0.5	<0.5	0.02	
REP 1472227	QC									
1472235	Drill Core	38.3	0.2	0.08	<0.005	3	<0.5	<0.5	0.01	
REP 1472235	QC								<0.01	
REP 1472236	QC	29.8	0.2	0.08	<0.005	2	<0.5	<0.5		
1472244	Drill Core	93.6	1.0	<0.05	<0.005	2	<0.5	0.7	0.07	
REP 1472244	QC									
Core Reject Duplicates										
1472168	Drill Core	44.0	0.3	0.08	<0.005	<1	<0.5	<0.5	<0.01	
DUP 1472168	QC	49.0	0.4	<0.05	<0.005	<1	<0.5	<0.5	<0.01	
1472202	Drill Core	21.2	0.2	<0.05	<0.005	<1	<0.5	<0.5	<0.01	
DUP 1472202	QC	21.0	0.2	<0.05	<0.005	<1	<0.5	<0.5	<0.01	
1472236	Drill Core	30.0	0.2	0.14	<0.005	2	<0.5	<0.5	<0.01	
DUP 1472236	QC	31.3	0.2	0.07	<0.005	2	<0.5	<0.5	0.02	

This report supersedes all previous preliminary and final reports with this file number dated prior to the date on this certificate. Signature indicates final approval; preliminary reports are unsigned and should be used for reference only.

BUREAU VERITAS
MINERAL LABORATORIES
Canada

www.bureauveritas.com/um

Bureau Veritas Commodities Canada Ltd.
9050 Shaughnessy St Vancouver British Columbia V6P 6E5 Canada
PHONE (604) 253-3158

Client: **Goldstrike Resources Ltd.**
1010 - 1130 West Pender St.
Vancouver British Columbia V6E 4A4 Canada

Project: LUC
Report Date: October 18, 2018

QUALITY CONTROL REPORT WHI18000265.1

		WGHT	FA350	MA200	MA200	MA200	MA200	MA200	MA200	MA200	MA200	MA200	MA200	MA200	MA200	MA200	MA200	MA200	MA200	MA200	MA200
		Wgt	Au	Mo	Cu	Pb	Zn	Ag	Ni	Co	Mn	Fe	As	U	Th	Sr	Cd	Sb	Bi	V	Ca
		kg	ppb	ppm	ppm	ppm	ppm	ppm	ppm	ppm	ppm	%	ppm	ppm	ppm	ppm	ppm	ppm	ppm	ppm	%
		0.01	2	0.1	0.1	0.1	1	0.1	0.1	0.2	1	0.01	1	0.1	0.1	1	0.1	0.1	0.1	1	0.01
Reference Materials																					
STD AGPROOF	Standard																				
STD DS11	Standard																				
STD DS11	Standard																				
STD DS11	Standard																				
STD DS11	Standard																				
STD OREAS25A-4A	Standard			2.8	34.7	25.0	49	0.1	50.4	7.6	517	6.78	9	2.8	16.2	50	0.2	0.6	0.4	166	0.29
STD OREAS25A-4A	Standard			2.3	34.7	24.8	39	<0.1	47.1	7.3	522	6.73	9	2.7	16.2	48	<0.1	0.6	0.3	156	0.33
STD OREAS25A-4A	Standard			3.1	33.4	25.3	48	<0.1	42.2	7.8	480	6.64	10	3.0	16.0	49	<0.1	0.6	0.3	156	0.30
STD OREAS25A-4A	Standard			2.1	37.5	24.0	46	<0.1	42.7	7.2	473	6.58	9	2.7	14.3	51	0.1	0.7	0.4	157	0.28
STD OREAS25A-4A	Standard			2.4	32.8	24.0	44	<0.1	44.4	7.7	451	6.34	10	2.7	14.9	45	<0.1	0.5	0.3	149	0.28
STD OREAS45E	Standard			2.3	770.7	17.9	42	0.3	467.7	53.4	522	23.16	15	2.4	13.2	16	<0.1	1.0	0.3	327	0.06
STD OREAS45E	Standard			2.7	785.8	19.5	46	0.3	472.1	61.5	600	24.99	17	2.7	14.7	19	<0.1	1.1	0.3	326	0.09
STD OREAS45E	Standard			2.2	773.8	18.7	48	0.3	467.3	60.1	533	23.98	16	2.5	12.3	17	<0.1	1.0	0.3	320	0.08
STD OREAS45E	Standard			2.4	780.5	18.6	48	0.3	467.6	55.3	576	23.92	16	2.4	12.5	16	<0.1	1.0	0.3	310	0.06
STD OREAS45EA	Standard																				
STD OREAS45EA	Standard																				
STD OREAS45EA	Standard																				
STD OREAS45EA	Standard																				
STD OREAS45E	Standard			2.3	781.7	17.6	47	0.3	481.3	58.8	538	23.88	18	2.4	12.4	15	<0.1	1.0	0.2	324	0.07
STD OXC145	Standard		221																		
STD OXC145	Standard		221																		
STD OXC145	Standard		225																		
STD OXC145	Standard		223																		
STD OXH139	Standard		1360																		
STD OXH139	Standard		1388																		
STD OXH139	Standard		1396																		
STD OXQ114	Standard																				
STD SP49	Standard																				

This report supersedes all previous preliminary and final reports with this file number dated prior to the date on this certificate. Signature indicates final approval; preliminary reports are unsigned and should be used for reference only.

BUREAU VERITAS
MINERAL LABORATORIES
Canada

www.bureauveritas.com/um

Bureau Veritas Commodities Canada Ltd.
9050 Shaughnessy St Vancouver British Columbia V6P 6E5 Canada
PHONE (604) 253-3158

Client: **Goldstrike Resources Ltd.**
1010 - 1130 West Pender St.
Vancouver British Columbia V6E 4A4 Canada

Project: LUC
Report Date: October 18, 2018

QUALITY CONTROL REPORT WHI18000265.1

		MA200 P % 0.001	MA200 La ppm 0.1	MA200 Cr ppm 1	MA200 Mg % 0.01	MA200 Ba ppm 1	MA200 Ti % 0.001	MA200 Al % 0.01	MA200 Na % 0.001	MA200 K % 0.01	MA200 W ppm 0.1	MA200 Zr ppm 0.1	MA200 Ce ppm 1	MA200 Sn ppm 0.1	MA200 Y ppm 0.1	MA200 Nb ppm 0.1	MA200 Ta ppm 0.1	MA200 Be ppm 1	MA200 Sc ppm 1	MA200 Li ppm 0.1	MA200 S % 0.1
Reference Materials																					
STD AGPROOF	Standard																				
STD DS11	Standard																				
STD DS11	Standard																				
STD DS11	Standard																				
STD DS11	Standard																				
STD OREAS25A-4A	Standard	0.042	24.1	119	0.35	152	0.989	9.14	0.129	0.47	1.9	142.9	48	4.0	10.5	19.2	1.5	1	12	42.1	<0.1
STD OREAS25A-4A	Standard	0.050	24.3	111	0.33	149	0.909	9.25	0.137	0.51	1.8	148.5	48	4.5	10.2	19.8	1.4	<1	12	36.0	<0.1
STD OREAS25A-4A	Standard	0.049	23.8	113	0.34	164	0.912	9.12	0.142	0.53	1.8	152.2	49	3.9	10.4	18.9	1.4	<1	12	37.6	<0.1
STD OREAS25A-4A	Standard	0.047	24.6	112	0.34	147	0.917	9.06	0.113	0.47	1.7	144.2	50	4.1	10.5	19.1	1.4	<1	11	36.2	<0.1
STD OREAS25A-4A	Standard	0.048	20.4	108	0.30	149	0.899	8.82	0.138	0.49	1.9	146.4	47	3.6	9.6	19.0	1.3	<1	12	35.0	<0.1
STD OREAS45E	Standard	0.033	10.9	911	0.15	230	0.541	6.80	0.057	0.31	1.1	92.4	25	1.1	7.6	5.6	0.6	<1	86	7.2	<0.1
STD OREAS45E	Standard	0.036	12.2	1047	0.18	263	0.548	6.97	0.073	0.36	1.0	110.5	25	1.7	8.4	6.6	0.6	<1	97	7.2	<0.1
STD OREAS45E	Standard	0.038	10.8	989	0.16	253	0.522	6.81	0.059	0.36	1.0	89.0	24	1.2	8.0	5.9	0.5	<1	89	7.1	<0.1
STD OREAS45E	Standard	0.032	10.7	1037	0.17	268	0.529	6.78	0.060	0.33	1.0	91.5	23	1.2	7.6	5.9	0.5	<1	96	6.5	<0.1
STD OREAS45EA	Standard																				
STD OREAS45EA	Standard																				
STD OREAS45EA	Standard																				
STD OREAS45EA	Standard																				
STD OREAS45E	Standard	0.034	10.6	976	0.15	249	0.534	6.95	0.057	0.35	0.8	95.1	24	1.4	7.7	6.1	0.5	<1	91	6.7	<0.1
STD OXC145	Standard																				
STD OXC145	Standard																				
STD OXC145	Standard																				
STD OXC145	Standard																				
STD OXH139	Standard																				
STD OXH139	Standard																				
STD OXH139	Standard																				
STD OXQ114	Standard																				
STD SP49	Standard																				

This report supersedes all previous preliminary and final reports with this file number dated prior to the date on this certificate. Signature indicates final approval; preliminary reports are unsigned and should be used for reference only.

BUREAU VERITAS
MINERAL LABORATORIES
Canada

www.bureauveritas.com/um

Bureau Veritas Commodities Canada Ltd.
9050 Shaughnessy St Vancouver British Columbia V6P 6E5 Canada
PHONE (604) 253-3158

Client: **Goldstrike Resources Ltd.**
1010 - 1130 West Pender St.
Vancouver British Columbia V6E 4A4 Canada

Project: LUC
Report Date: October 18, 2018

QUALITY CONTROL REPORT WHI18000265.1

		MA200 Rb ppm 0.1	MA200 Hf ppm 0.1	MA200 In ppm 0.05	MA200 Re ppm 0.005	MA200 Se ppm 1	MA200 Te ppm 0.5	MA200 Tl ppm 0.5	AQ200 Hg ppm 0.01	FA550 Au gm/t 0.9
Reference Materials										
STD AGPROOF	Standard									<0.9
STD DS11	Standard								0.26	
STD DS11	Standard								0.22	
STD DS11	Standard								0.24	
STD DS11	Standard								0.28	
STD OREAS25A-4A	Standard	57.9	4.2	0.08	<0.005	2	<0.5	<0.5		
STD OREAS25A-4A	Standard	61.7	4.4	0.11	<0.005	6	<0.5	<0.5		
STD OREAS25A-4A	Standard	59.7	4.6	0.07	<0.005	1	<0.5	<0.5		
STD OREAS25A-4A	Standard	58.1	3.6	<0.05	<0.005	1	<0.5	<0.5		
STD OREAS25A-4A	Standard	55.0	3.9	0.11	<0.005	2	<0.5	<0.5		
STD OREAS45E	Standard	19.4	3.0	0.08	<0.005	2	<0.5	<0.5		
STD OREAS45E	Standard	24.1	3.0	0.08	<0.005	4	<0.5	<0.5		
STD OREAS45E	Standard	21.8	2.9	0.14	<0.005	3	<0.5	<0.5		
STD OREAS45E	Standard	21.1	2.7	0.09	<0.005	4	<0.5	<0.5		
STD OREAS45EA	Standard								0.02	
STD OREAS45EA	Standard								0.01	
STD OREAS45EA	Standard								<0.01	
STD OREAS45EA	Standard								<0.01	
STD OREAS45E	Standard	20.6	2.7	0.11	<0.005	4	<0.5	<0.5		
STD OXC145	Standard									
STD OXC145	Standard									
STD OXC145	Standard									
STD OXC145	Standard									
STD OXH139	Standard									
STD OXH139	Standard									
STD OXH139	Standard									
STD OXQ114	Standard									35.5
STD SP49	Standard									17.5

This report supersedes all previous preliminary and final reports with this file number dated prior to the date on this certificate. Signature indicates final approval; preliminary reports are unsigned and should be used for reference only.

BUREAU VERITAS
MINERAL LABORATORIES
Canada

www.bureauveritas.com/um

Bureau Veritas Commodities Canada Ltd.
9050 Shaughnessy St Vancouver British Columbia V6P 6E5 Canada
PHONE (604) 253-3158

Client: **Goldstrike Resources Ltd.**
1010 - 1130 West Pender St.
Vancouver British Columbia V6E 4A4 Canada

Project: LUC
Report Date: October 18, 2018

QUALITY CONTROL REPORT WHI18000265.1

		WGHT	FA350	MA200	MA200	MA200	MA200	MA200	MA200	MA200	MA200	MA200	MA200	MA200	MA200	MA200	MA200	MA200	MA200	MA200	MA200
		Wgt	Au	Mo	Cu	Pb	Zn	Ag	Ni	Co	Mn	Fe	As	U	Th	Sr	Cd	Sb	Bi	V	Ca
		kg	ppb	ppm	ppm	ppm	ppm	ppm	ppm	ppm	ppm	%	ppm	ppm	ppm	ppm	ppm	ppm	ppm	ppm	%
		0.01	2	0.1	0.1	0.1	1	0.1	0.1	0.2	1	0.01	1	0.1	0.1	1	0.1	0.1	0.1	1	0.01
STD OXC145 Expected			212																		
STD OXH139 Expected			1312																		
STD DS11 Expected																					
STD OREAS25A-4A Expected				2.55	33.9	25.2	44.4		45.8	8.2	470	6.6	9.94	2.94	15.8	48.5		0.67	0.35	157	0.309
STD OREAS45E Expected				2.4	780	18.2	46.7	0.311	454	57	570	24.12	16.3	2.41	12.9	15.9	0.06	1	0.28	322	0.065
STD AGPROOF Expected																					
STD SP49 Expected																					
STD OXQ114 Expected																					
BLK	Blank		<2																		
BLK	Blank		<2																		
BLK	Blank		<2																		
BLK	Blank		<2																		
BLK	Blank		<2																		
BLK	Blank		<2																		
BLK	Blank		<2																		
BLK	Blank			<0.1	0.3	<0.1	<1	<0.1	<0.1	<0.2	<1	<0.01	<1	<0.1	<0.1	<1	<0.1	<0.1	<0.1	<1	<0.01
BLK	Blank			<0.1	<0.1	<0.1	<1	<0.1	<0.1	<0.2	<1	<0.01	<1	<0.1	<0.1	<1	<0.1	<0.1	<0.1	<1	<0.01
BLK	Blank			<0.1	<0.1	<0.1	<1	<0.1	<0.1	<0.2	<1	<0.01	<1	<0.1	<0.1	<1	<0.1	<0.1	<0.1	<1	<0.01
BLK	Blank			<0.1	<0.1	<0.1	<1	<0.1	0.3	<0.2	<1	<0.01	<1	<0.1	<0.1	<1	<0.1	<0.1	<0.1	<1	<0.01
BLK	Blank																				
BLK	Blank																				
BLK	Blank																				
BLK	Blank																				
BLK	Blank			<0.1	0.1	<0.1	<1	<0.1	<0.1	<0.2	3	<0.01	<1	<0.1	<0.1	<1	<0.1	<0.1	<0.1	<1	<0.01
BLK	Blank																				
Prep Wash																					
ROCK-WHI	Prep Blank		<2	1.3	7.4	7.0	43	<0.1	1.1	3.8	656	1.95	<1	1.3	2.7	194	<0.1	0.2	<0.1	32	1.53
ROCK-WHI	Prep Blank		<2	1.3	8.2	13.2	44	<0.1	1.0	4.2	716	2.07	2	1.4	3.1	199	<0.1	0.4	<0.1	35	1.51

This report supersedes all previous preliminary and final reports with this file number dated prior to the date on this certificate. Signature indicates final approval; preliminary reports are unsigned and should be used for reference only.

BUREAU VERITAS
MINERAL LABORATORIES
Canada

www.bureauveritas.com/um

Bureau Veritas Commodities Canada Ltd.
9050 Shaughnessy St Vancouver British Columbia V6P 6E5 Canada
PHONE (604) 253-3158

Client: **Goldstrike Resources Ltd.**
1010 - 1130 West Pender St.
Vancouver British Columbia V6E 4A4 Canada

Project: LUC
Report Date: October 18, 2018

QUALITY CONTROL REPORT WHI18000265.1

		MA200 P % 0.001	MA200 La ppm 0.1	MA200 Cr ppm 1	MA200 Mg % 0.01	MA200 Ba ppm 1	MA200 Ti % 0.001	MA200 Al % 0.01	MA200 Na % 0.001	MA200 K % 0.01	MA200 W ppm 0.1	MA200 Zr ppm 0.1	MA200 Ce ppm 1	MA200 Sn ppm 0.1	MA200 Y ppm 0.1	MA200 Nb ppm 0.1	MA200 Ta ppm 0.1	MA200 Be ppm 1	MA200 Sc ppm 1	MA200 Li ppm 0.1	MA200 S % 0.1
STD OXC145 Expected																					
STD OXH139 Expected																					
STD DS11 Expected																					
STD OREAS25A-4A Expected		0.048	21.8	115	0.327	147	0.977	8.87	0.134	0.482	2	155	48.9	4.06	10.5	20.9	1.5	0.93	13.7	36.7	0.047
STD OREAS45E Expected		0.034	11	979	0.156	252	0.559	6.78	0.059	0.324	1.07	97	23.5	1.32	8.28	6.8	0.54		93	6.58	0.046
STD AGPROOF Expected																					
STD SP49 Expected																					
STD OXQ114 Expected																					
BLK	Blank																				
BLK	Blank																				
BLK	Blank																				
BLK	Blank																				
BLK	Blank																				
BLK	Blank																				
BLK	Blank																				
BLK	Blank	<0.001	<0.1	<1	<0.01	<1	<0.001	<0.01	<0.001	<0.01	<0.1	<0.1	<1	<0.1	<0.1	<0.1	<0.1	<1	<1	<0.1	<0.1
BLK	Blank	<0.001	<0.1	<1	<0.01	<1	<0.001	<0.01	<0.001	<0.01	<0.1	<0.1	<1	<0.1	<0.1	<0.1	<0.1	<1	<1	<0.1	<0.1
BLK	Blank	<0.001	<0.1	<1	<0.01	<1	<0.001	<0.01	0.005	<0.01	<0.1	<0.1	<1	<0.1	<0.1	<0.1	<0.1	<1	<1	<0.1	<0.1
BLK	Blank	<0.001	<0.1	<1	<0.01	<1	<0.001	<0.01	<0.001	<0.01	<0.1	<0.1	<1	<0.1	<0.1	<0.1	<0.1	<1	<1	<0.1	<0.1
BLK	Blank																				
BLK	Blank																				
BLK	Blank																				
BLK	Blank																				
BLK	Blank	<0.001	<0.1	<1	<0.01	<1	<0.001	<0.01	<0.001	<0.01	<0.1	<0.1	<1	<0.1	<0.1	<0.1	<0.1	<1	<1	<0.1	<0.1
BLK	Blank																				
Prep Wash																					
ROCK-WHI	Prep Blank	0.037	12.2	3	0.53	852	0.201	6.79	3.277	1.68	0.3	57.1	24	0.9	15.6	5.7	0.4	<1	6	2.7	<0.1
ROCK-WHI	Prep Blank	0.040	13.7	3	0.55	894	0.215	7.01	3.389	1.71	0.3	57.3	27	1.0	17.5	6.3	0.4	<1	7	2.8	<0.1

This report supersedes all previous preliminary and final reports with this file number dated prior to the date on this certificate. Signature indicates final approval; preliminary reports are unsigned and should be used for reference only.

BUREAU VERITAS
MINERAL LABORATORIES
Canada

www.bureauveritas.com/um

Bureau Veritas Commodities Canada Ltd.
9050 Shaughnessy St Vancouver British Columbia V6P 6E5 Canada
PHONE (604) 253-3158

Client: **Goldstrike Resources Ltd.**
1010 - 1130 West Pender St.
Vancouver British Columbia V6E 4A4 Canada

Project: LUC
Report Date: October 18, 2018

QUALITY CONTROL REPORT WHI18000265.1

		MA200 Rb ppm 0.1	MA200 Hf ppm 0.1	MA200 In ppm 0.05	MA200 Re ppm 0.005	MA200 Se ppm 1	MA200 Te ppm 0.5	MA200 Tl ppm 0.5	AQ200 Hg ppm 0.01	FA550 Au gm/t 0.9
STD OXC145 Expected										
STD OXH139 Expected										
STD DS11 Expected									0.26	
STD OREAS25A-4A Expected		61	4.28	0.09		2.5		0.35		
STD OREAS45E Expected		21.2	3.11	0.099		2.97	0.1	0.15		
STD AGPROOF Expected										0
STD SP49 Expected										18.34
STD OXQ114 Expected										35.2
BLK	Blank									
BLK	Blank									
BLK	Blank									
BLK	Blank									
BLK	Blank									
BLK	Blank									
BLK	Blank									
BLK	Blank	<0.1	<0.1	<0.05	<0.005	<1	<0.5	<0.5		
BLK	Blank	<0.1	<0.1	<0.05	<0.005	1	<0.5	<0.5		
BLK	Blank	0.1	<0.1	<0.05	<0.005	2	<0.5	<0.5		
BLK	Blank	<0.1	<0.1	<0.05	<0.005	<1	<0.5	<0.5		
BLK	Blank								<0.01	
BLK	Blank								<0.01	
BLK	Blank								<0.01	
BLK	Blank								<0.01	
BLK	Blank	<0.1	<0.1	<0.05	<0.005	<1	<0.5	<0.5		
BLK	Blank									<0.9
Prep Wash										
ROCK-WHI	Prep Blank	31.6	1.8	0.06	<0.005	<1	<0.5	<0.5	<0.01	
ROCK-WHI	Prep Blank	36.9	2.1	<0.05	<0.005	<1	<0.5	<0.5	<0.01	

This report supersedes all previous preliminary and final reports with this file number dated prior to the date on this certificate. Signature indicates final approval; preliminary reports are unsigned and should be used for reference only.

DDLS-18-04 Assay Certificate WHI18000266.1

BUREAU VERITAS
MINERAL LABORATORIES
Canada

www.bureauveritas.com/um

Bureau Veritas Commodities Canada Ltd.
9050 Shaughnessy St Vancouver British Columbia V6P 6E5 Canada
PHONE (604) 253-3158

Client: **Goldstrike Resources Ltd.**
1010 - 1130 West Pender St.
Vancouver British Columbia V6E 4A4 Canada

Submitted By:	Dan Ferraro
Receiving Lab:	Canada-Whitehorse
Received:	July 04, 2018
Report Date:	October 18, 2018
Page:	1 of 5

CERTIFICATE OF ANALYSIS WHI18000266.1

CLIENT JOB INFORMATION

Project:	LUC
Shipment ID:	DDLS-18-04
P.O. Number	
Number of Samples:	117

SAMPLE DISPOSAL

STOR-PLP	Store After 90 days Invoice for Storage
STOR-RJT	Store After 60 days Invoice for Storage

Bureau Veritas does not accept responsibility for samples left at the laboratory after 90 days without prior written instructions for sample storage or return.

SAMPLE PREPARATION AND ANALYTICAL PROCEDURES

Procedure Code	Number of Samples	Code Description	Test Wgt (g)	Report Status	Lab
PRP70-250	107	Crush, split and pulverize 250 g rock to 200 mesh			WHI
SLBHP	10	Sort, label and box pulps			WHI
FA350-Au	117	50g Fire assay fusion Au by ICP-ES	50	Completed	VAN
EN002	117	Environmental disposal charge-Fire assay lead waste			VAN
MA200	117	4 Acid digestion ICP-MS analysis	0.25	Completed	VAN
AQ200-HG	117	Hg by AR digestion ICP-MS analysis	0.5	Completed	VAN
SHP01	117	Per sample shipping charges for branch shipments			VAN
FA550	1	Lead collection fire assay 50G fusion - Grav finish	50	Completed	VAN

ADDITIONAL COMMENTS

Invoice To: Luckystrike Resources Ltd.
1010 – 1130 West Pender Street
Vancouver British Columbia V6E 4A4
Canada

CC: Daithi Mac Gerailt

BRITISH COLUMBIA CERTIFIED ASSAYER
Marcus Lau
MARCUS LAU
Production Manager

This report supersedes all previous preliminary and final reports with this file number dated prior to the date on this certificate. Signature indicates final approval; preliminary reports are unsigned and should be used for reference only.
All results are considered the confidential property of the client. Bureau Veritas assumes the liabilities for actual cost of analysis only. Results apply to samples as submitted.
"*" asterisk indicates that an analytical result could not be provided due to unusually high levels of interference from other elements.

BUREAU VERITAS
MINERAL LABORATORIES
Canada

www.bureauveritas.com/um

Bureau Veritas Commodities Canada Ltd.

9050 Shaughnessy St Vancouver British Columbia V6P 6E5 Canada
PHONE (604) 253-3158

Client: **Goldstrike Resources Ltd.**
1010 - 1130 West Pender St.
Vancouver British Columbia V6E 4A4 Canada

Project: LUC
Report Date: October 18, 2018

CERTIFICATE OF ANALYSIS WHI18000266.1

	Method	WGHT	FA350	MA200	MA200	MA200	MA200	MA200	MA200	MA200	MA200	MA200	MA200	MA200	MA200	MA200	MA200	MA200	MA200	MA200	MA200
	Analyte	Wgt	Au	Mo	Cu	Pb	Zn	Ag	Ni	Co	Mn	Fe	As	U	Th	Sr	Cd	Sb	Bi	V	Ca
	Unit	kg	ppb	ppm	ppm	ppm	ppm	ppm	ppm	ppm	ppm	%	ppm	ppm	ppm	ppm	ppm	ppm	ppm	ppm	%
	MDL	0.01	2	0.1	0.1	0.1	1	0.1	0.1	0.2	1	0.01	1	0.1	0.1	1	0.1	0.1	0.1	1	0.01
1472248	Drill Core	4.81	4	0.2	25.3	18.4	60	0.9	14.5	19.5	911	5.07	5	0.8	2.2	270	<0.1	0.2	0.1	167	2.46
1472249	Drill Core	3.72	5	0.2	28.0	24.9	70	0.1	16.0	19.2	783	4.77	5	1.0	3.2	275	2.5	2.7	1.3	136	1.53
1472250	Rock Pulp	0.05	4	3.1	24.5	5.2	46	0.3	21.7	11.8	475	2.52	4	0.8	1.9	236	0.2	0.8	<0.1	85	1.83
1472251	Rock Pulp	0.05	234	193.1	1938.4	39.8	284	0.6	38.4	14.0	782	4.30	15	0.7	1.8	272	1.0	1.6	0.4	125	2.60
1472252	Drill Core	4.00	6	0.3	48.2	5.4	75	0.1	16.2	18.6	848	4.53	4	1.1	3.1	205	0.1	0.1	<0.1	125	1.04
1472253	Drill Core	2.75	7	0.3	43.0	5.1	55	0.2	4.9	15.7	775	4.31	3	1.0	2.5	174	0.1	0.3	<0.1	131	0.96
1472254	Drill Core	1.74	4	0.4	49.5	4.7	58	0.1	5.2	19.7	896	4.65	4	1.0	2.4	203	<0.1	0.4	0.1	154	2.19
1472255	Drill Core	3.23	2	0.2	52.6	3.0	56	0.2	6.0	19.0	797	4.66	15	0.8	1.8	226	13.3	12.0	5.2	131	1.85
1472256	Drill Core	2.36	3	0.4	66.3	3.1	64	0.1	6.1	22.6	1172	5.94	3	0.9	1.9	260	<0.1	0.2	<0.1	185	2.60
1472257	Drill Core	4.26	2	0.2	54.6	3.9	67	<0.1	9.6	19.0	1142	5.14	2	1.0	2.5	254	<0.1	0.1	<0.1	146	2.46
1472258	Drill Core	3.00	2	0.3	10.5	3.2	38	<0.1	4.5	15.9	621	3.20	2	0.8	2.1	246	<0.1	0.1	<0.1	110	2.55
1472259	Drill Core	4.44	2	0.2	28.8	3.2	37	<0.1	4.6	14.0	593	3.69	2	1.0	2.1	252	<0.1	0.1	<0.1	119	2.95
1472260	Drill Core	2.28	2	0.2	55.0	3.3	46	<0.1	4.0	18.6	780	4.30	2	1.0	2.1	231	<0.1	0.2	<0.1	136	2.65
1472261	Drill Core	2.71	5	0.4	26.6	3.6	43	<0.1	10.5	17.4	876	5.23	3	0.8	1.9	195	0.1	0.5	<0.1	171	1.60
1472262	Drill Core	3.59	5	0.4	44.1	4.7	75	<0.1	9.1	27.9	944	5.88	3	1.8	3.4	387	0.1	0.4	0.1	204	3.18
1472263	Drill Core	5.35	5	0.5	53.7	4.4	72	<0.1	38.4	35.9	1293	6.69	4	0.8	2.0	243	<0.1	0.3	<0.1	265	2.43
1472264	Drill Core	3.92	5	0.4	43.3	3.4	56	<0.1	17.0	41.8	1280	8.38	6	0.6	0.9	215	0.1	0.2	<0.1	358	2.82
1472265	Drill Core	3.75	<2	0.3	25.7	3.1	66	<0.1	30.2	25.3	1086	5.49	5	0.7	3.2	192	<0.1	0.1	<0.1	203	2.26
1472266	Drill Core	5.32	<2	0.4	15.5	2.3	72	<0.1	30.6	32.7	1287	5.56	3	0.7	1.9	186	1.1	1.5	0.5	222	5.08
1472267	Drill Core	3.67	<2	0.3	11.8	1.9	32	<0.1	22.0	18.3	637	3.56	1	0.9	5.3	140	<0.1	0.2	<0.1	98	2.65
1472268	Drill Core	3.18	<2	0.2	11.2	2.4	28	<0.1	12.1	12.6	386	2.92	5	1.2	7.8	128	<0.1	0.2	<0.1	86	0.77
1472269	Drill Core	4.06	<2	0.5	8.3	2.9	39	0.1	24.8	18.3	980	3.92	5	1.0	5.8	110	<0.1	0.3	<0.1	129	2.47
1472270	Drill Core	3.20	<2	1.1	27.3	3.4	43	0.1	28.2	22.2	1009	4.70	6	1.0	3.4	135	<0.1	0.6	<0.1	205	8.89
1472271	Drill Core	4.93	<2	0.8	7.5	3.2	41	<0.1	34.6	16.6	756	3.51	5	1.1	5.0	185	<0.1	0.4	<0.1	109	3.84
1472272	Drill Core	3.48	3	1.4	23.5	2.9	36	0.2	36.0	29.6	734	4.02	6	1.0	4.5	129	<0.1	0.8	<0.1	127	5.07
1472273	Drill Core	4.28	<2	0.8	8.0	2.9	29	<0.1	26.9	17.5	924	3.14	9	1.3	5.9	125	<0.1	1.4	<0.1	121	5.15
1472274	Drill Core	3.81	<2	2.2	63.8	7.4	84	1.1	24.4	22.1	879	4.65	14	1.1	4.8	201	0.2	4.9	<0.1	167	5.10
1472275	Rock Pulp	0.05	3	3.6	26.7	4.9	48	0.5	24.8	12.4	515	2.62	5	0.9	2.1	287	0.3	0.9	<0.1	86	1.94
1472276	Rock Pulp	0.09	473	55.5	>10000	1036.1	>10000	62.7	20.3	3.7	730	13.18	65	4.7	0.2	56	267.7	57.9	11.6	45	1.82
1472277	Drill Core	3.84	2	6.8	30.5	9.3	107	0.2	20.8	20.7	826	4.05	14	1.4	6.4	211	0.3	6.8	<0.1	120	6.22

This report supersedes all previous preliminary and final reports with this file number dated prior to the date on this certificate. Signature indicates final approval; preliminary reports are unsigned and should be used for reference only.

BUREAU VERITAS MINERAL LABORATORIES Canada

www.bureauveritas.com/um

Bureau Veritas Commodities Canada Ltd.

9050 Shaughnessy St Vancouver British Columbia V6P 6E5 Canada
PHONE (604) 253-3158

Client: **Goldstrike Resources Ltd.**
1010 - 1130 West Pender St.
Vancouver British Columbia V6E 4A4 Canada

Project: LUC
Report Date: October 18, 2018

CERTIFICATE OF ANALYSIS WHI18000266.1

	Method	MA200	MA200	MA200	MA200	MA200	MA200	MA200	MA200	MA200	MA200	MA200	MA200	MA200	MA200	MA200	MA200	MA200	MA200	MA200	MA200
	Analyte	P	La	Cr	Mg	Ba	Ti	Al	Na	K	W	Zr	Ce	Sn	Y	Nb	Ta	Be	Sc	Li	S
	Unit	%	ppm	ppm	%	ppm	%	%	%	%	ppm	ppm	ppm	ppm	ppm	ppm	ppm	ppm	ppm	ppm	%
	MDL	0.001	0.1	1	0.01	1	0.001	0.01	0.001	0.01	0.1	0.1	1	0.1	0.1	0.1	0.1	1	1	0.1	0.1
1472248	Drill Core	0.067	7.8	38	1.94	454	0.314	7.32	2.819	1.13	2.4	7.1	16	0.9	14.1	1.5	<0.1	<1	21	18.0	<0.1
1472249	Drill Core	0.030	9.1	46	1.72	483	0.319	8.09	3.643	0.91	0.8	7.1	20	2.3	11.9	2.0	0.1	1	21	20.6	<0.1
1472250	Rock Pulp	0.057	9.1	31	0.82	462	0.277	5.28	2.149	0.82	26.4	36.9	17	0.8	12.9	3.3	0.2	<1	10	12.2	<0.1
1472251	Rock Pulp	0.058	10.3	56	1.32	557	0.363	6.57	2.304	0.87	8.1	31.4	20	1.8	15.0	4.2	0.3	<1	14	15.1	0.3
1472252	Drill Core	0.034	10.3	46	1.30	455	0.284	7.96	3.883	0.91	1.0	7.4	19	1.0	10.5	1.8	0.2	1	18	19.1	<0.1
1472253	Drill Core	0.023	6.9	10	1.03	458	0.239	7.80	3.436	1.27	1.1	4.6	13	0.7	8.8	2.8	0.2	<1	18	15.4	<0.1
1472254	Drill Core	0.041	9.3	9	1.52	398	0.280	7.51	2.854	0.94	0.5	6.3	18	1.2	14.8	2.2	0.1	<1	25	20.3	<0.1
1472255	Drill Core	0.052	6.9	12	1.61	465	0.246	7.87	2.999	1.23	0.6	2.3	13	7.0	13.3	2.2	0.1	<1	22	26.8	<0.1
1472256	Drill Core	0.049	7.6	12	1.85	577	0.285	8.03	2.640	1.28	0.4	4.0	14	0.8	13.5	1.8	0.1	<1	25	25.0	<0.1
1472257	Drill Core	0.053	8.0	26	1.61	599	0.279	8.20	2.719	1.29	0.2	3.8	16	1.0	15.2	1.8	0.1	<1	24	21.5	<0.1
1472258	Drill Core	0.048	6.7	8	1.06	410	0.224	8.13	3.105	1.11	0.2	3.0	13	1.8	11.6	1.8	0.1	<1	17	15.3	<0.1
1472259	Drill Core	0.038	6.5	8	1.05	502	0.227	8.13	2.958	1.45	0.1	2.9	13	0.8	12.3	2.1	0.1	<1	17	15.3	<0.1
1472260	Drill Core	0.042	6.9	9	1.04	646	0.247	8.31	2.778	1.69	0.3	3.6	13	0.7	13.3	2.2	0.1	<1	19	18.5	<0.1
1472261	Drill Core	0.057	7.7	22	0.91	494	0.332	8.03	2.769	1.03	0.3	4.7	18	0.9	16.2	3.0	0.2	<1	21	12.3	<0.1
1472262	Drill Core	0.111	14.0	19	1.72	526	0.511	7.87	3.211	0.83	0.4	7.6	28	2.0	23.6	7.2	0.5	1	24	13.6	<0.1
1472263	Drill Core	0.076	10.2	84	2.90	776	0.668	7.24	2.541	1.30	0.4	8.1	21	1.9	26.4	3.6	0.2	<1	33	26.5	<0.1
1472264	Drill Core	0.119	11.1	27	3.00	726	0.850	7.59	2.623	1.03	0.3	7.9	23	1.5	31.4	3.0	0.2	<1	33	25.4	<0.1
1472265	Drill Core	0.065	10.4	142	3.10	740	0.409	7.31	3.051	0.85	0.3	11.1	23	1.5	20.6	3.5	0.2	<1	28	21.5	<0.1
1472266	Drill Core	0.060	9.9	179	3.46	851	0.343	6.94	2.615	0.79	<0.1	7.8	18	2.0	17.4	2.3	0.1	1	32	16.8	<0.1
1472267	Drill Core	0.048	15.2	107	1.44	493	0.248	6.94	3.461	0.71	0.1	23.3	29	1.0	13.5	4.1	0.3	1	15	12.0	<0.1
1472268	Drill Core	0.034	19.0	31	0.59	324	0.260	6.59	3.788	0.42	0.1	33.0	39	1.6	11.1	6.7	0.6	<1	10	8.5	<0.1
1472269	Drill Core	0.043	14.2	62	0.55	349	0.289	6.86	2.910	0.59	0.6	22.5	31	1.4	13.4	3.2	0.2	<1	16	12.1	<0.1
1472270	Drill Core	0.046	13.3	51	0.83	540	0.471	6.45	1.494	1.13	0.8	9.6	25	1.2	19.4	2.5	0.2	1	23	16.3	<0.1
1472271	Drill Core	0.039	12.8	91	0.92	843	0.345	6.56	2.251	1.35	0.5	13.0	28	1.4	16.8	6.4	0.5	1	15	17.3	<0.1
1472272	Drill Core	0.040	13.3	112	0.80	613	0.335	6.79	1.662	1.31	0.7	10.0	26	1.9	16.7	6.2	0.4	1	17	17.0	<0.1
1472273	Drill Core	0.045	19.0	88	0.64	432	0.397	6.98	0.877	0.94	0.6	11.8	37	3.1	24.3	8.3	0.6	1	16	18.7	<0.1
1472274	Drill Core	0.050	16.7	43	0.47	331	0.510	6.72	0.208	0.55	3.7	13.2	33	2.0	25.4	6.9	0.4	<1	19	32.6	<0.1
1472275	Rock Pulp	0.052	10.5	31	0.85	567	0.292	5.44	2.144	0.89	34.5	40.6	23	0.8	15.4	3.9	0.3	<1	11	13.0	<0.1
1472276	Rock Pulp	0.041	2.2	14	2.44	11	0.030	4.18	0.504	0.79	0.6	28.9	7	3.5	5.9	0.4	<0.1	<1	8	6.9	>10
1472277	Drill Core	0.045	19.1	58	0.73	228	0.384	7.11	0.488	0.43	1.1	11.0	40	2.5	24.6	8.5	0.6	1	18	31.9	<0.1

This report supersedes all previous preliminary and final reports with this file number dated prior to the date on this certificate. Signature indicates final approval; preliminary reports are unsigned and should be used for reference only.

BUREAU VERITAS
MINERAL LABORATORIES
Canada

www.bureauveritas.com/um

Bureau Veritas Commodities Canada Ltd.

9050 Shaughnessy St Vancouver British Columbia V6P 6E5 Canada
PHONE (604) 253-3158

Client: **Goldstrike Resources Ltd.**
1010 - 1130 West Pender St.
Vancouver British Columbia V6E 4A4 Canada

Project: LUC
Report Date: October 18, 2018

CERTIFICATE OF ANALYSIS WHI18000266.1

	Method	MA200	MA200	MA200	MA200	MA200	MA200	MA200	AQ200	FA550
	Analyte	Rb	Hf	In	Re	Se	Te	Tl	Hg	Au
	Unit	ppm	ppm	ppm	ppm	ppm	ppm	ppm	ppm	gm/t
	MDL	0.1	0.1	0.05	0.005	1	0.5	0.5	0.01	0.9
1472248	Drill Core	20.6	0.3	0.05	<0.005	<1	<0.5	<0.5	<0.01	
1472249	Drill Core	24.8	0.4	<0.05	<0.005	<1	<0.5	<0.5	<0.01	
1472250	Rock Pulp	20.9	1.1	<0.05	<0.005	<1	<0.5	<0.5	0.03	
1472251	Rock Pulp	22.8	0.9	0.10	0.084	<1	<0.5	<0.5	0.10	
1472252	Drill Core	19.8	0.3	0.06	<0.005	<1	<0.5	<0.5	0.01	
1472253	Drill Core	32.3	0.3	<0.05	<0.005	<1	<0.5	<0.5	<0.01	
1472254	Drill Core	29.7	0.4	0.06	<0.005	<1	<0.5	<0.5	<0.01	
1472255	Drill Core	40.2	0.2	<0.05	<0.005	<1	<0.5	<0.5	<0.01	
1472256	Drill Core	31.6	0.3	<0.05	<0.005	<1	<0.5	<0.5	<0.01	
1472257	Drill Core	41.1	0.2	0.05	<0.005	<1	<0.5	<0.5	<0.01	
1472258	Drill Core	27.9	0.2	<0.05	<0.005	<1	<0.5	<0.5	<0.01	
1472259	Drill Core	35.8	0.1	<0.05	<0.005	<1	<0.5	<0.5	<0.01	
1472260	Drill Core	41.3	0.2	<0.05	<0.005	<1	<0.5	<0.5	<0.01	
1472261	Drill Core	34.9	0.3	0.06	<0.005	<1	<0.5	<0.5	<0.01	
1472262	Drill Core	22.2	0.6	1.56	<0.005	<1	0.6	<0.5	<0.01	
1472263	Drill Core	38.4	0.5	0.09	<0.005	<1	0.7	<0.5	<0.01	
1472264	Drill Core	32.3	0.5	0.11	<0.005	<1	<0.5	<0.5	<0.01	
1472265	Drill Core	25.7	0.5	<0.05	<0.005	<1	0.8	<0.5	<0.01	
1472266	Drill Core	24.7	0.4	0.05	<0.005	<1	1.8	<0.5	<0.01	
1472267	Drill Core	26.2	0.6	<0.05	<0.005	<1	0.7	<0.5	0.02	
1472268	Drill Core	16.9	1.0	<0.05	<0.005	<1	<0.5	<0.5	0.02	
1472269	Drill Core	22.2	0.7	<0.05	<0.005	<1	<0.5	<0.5	<0.01	
1472270	Drill Core	48.7	0.5	<0.05	<0.005	<1	1.0	<0.5	<0.01	
1472271	Drill Core	41.2	0.5	<0.05	<0.005	<1	<0.5	<0.5	<0.01	
1472272	Drill Core	46.5	0.5	<0.05	<0.005	<1	<0.5	<0.5	<0.01	
1472273	Drill Core	30.6	0.6	<0.05	<0.005	<1	<0.5	<0.5	<0.01	
1472274	Drill Core	15.6	0.5	0.06	<0.005	<1	<0.5	<0.5	<0.01	
1472275	Rock Pulp	26.1	1.3	0.07	<0.005	<1	<0.5	<0.5	0.03	
1472276	Rock Pulp	10.3	0.8	10.17	0.014	7	9.3	2.8	2.65	
1472277	Drill Core	18.5	0.5	0.13	<0.005	<1	<0.5	<0.5	<0.01	

This report supersedes all previous preliminary and final reports with this file number dated prior to the date on this certificate. Signature indicates final approval; preliminary reports are unsigned and should be used for reference only.

BUREAU VERITAS
MINERAL LABORATORIES
Canada

www.bureauveritas.com/um

Bureau Veritas Commodities Canada Ltd.

9050 Shaughnessy St Vancouver British Columbia V6P 6E5 Canada
PHONE (604) 253-3158

Client: **Goldstrike Resources Ltd.**
1010 - 1130 West Pender St.
Vancouver British Columbia V6E 4A4 Canada

Project: LUC
Report Date: October 18, 2018

CERTIFICATE OF ANALYSIS WHI18000266.1

	Method	WGHT	FA350	MA200	MA200	MA200	MA200	MA200	MA200	MA200	MA200	MA200	MA200	MA200	MA200	MA200	MA200	MA200	MA200	MA200	MA200
	Analyte	Wgt	Au	Mo	Cu	Pb	Zn	Ag	Ni	Co	Mn	Fe	As	U	Th	Sr	Cd	Sb	Bi	V	Ca
	Unit	kg	ppb	ppm	ppm	ppm	ppm	ppm	ppm	ppm	ppm	%	ppm	ppm	ppm	ppm	ppm	ppm	ppm	ppm	%
	MDL	0.01	2	0.1	0.1	0.1	1	0.1	0.1	0.2	1	0.01	1	0.1	0.1	1	0.1	0.1	0.1	1	0.01
1472278	Drill Core	3.79	<2	11.0	11.7	10.1	48	<0.1	23.4	18.7	740	3.59	14	1.3	5.2	195	0.1	5.1	<0.1	121	5.50
1472279	Drill Core	3.96	<2	2.7	28.0	7.8	64	0.2	31.9	26.8	986	5.46	6	1.9	5.8	80	<0.1	4.9	<0.1	230	5.55
1472280	Drill Core	4.17	<2	1.3	8.8	6.2	41	0.1	24.2	17.4	825	3.50	5	1.9	7.4	142	<0.1	3.0	<0.1	138	4.93
1472281	Drill Core	3.99	<2	1.1	11.9	6.5	52	<0.1	29.3	18.1	799	4.27	5	1.8	6.2	188	0.1	7.3	<0.1	161	3.45
1472282	Drill Core	3.06	<2	2.1	11.6	5.9	44	2.1	25.5	14.9	705	3.96	5	1.5	7.5	112	<0.1	5.4	<0.1	135	1.47
1472283	Drill Core	4.96	<2	0.6	3.1	4.0	30	<0.1	23.6	12.9	554	2.91	4	1.5	5.9	239	<0.1	0.9	<0.1	111	5.31
1472284	Drill Core	3.91	<2	1.1	10.2	4.4	39	<0.1	24.7	18.7	636	3.46	4	1.6	5.6	216	<0.1	0.7	<0.1	122	3.50
1472285	Drill Core	5.65	<2	1.1	10.9	5.3	69	<0.1	25.8	24.8	984	6.79	5	1.1	2.3	256	0.1	1.0	<0.1	328	4.89
1472286	Drill Core	4.22	44	2.3	17.5	5.4	59	0.2	16.3	19.2	1326	4.94	5	1.2	3.3	205	0.1	1.1	<0.1	159	7.13
1472287	Drill Core	4.02	120	2.0	21.9	5.7	53	0.2	10.8	14.1	895	4.43	8	0.9	2.9	253	<0.1	2.3	<0.1	176	5.54
1472288	Drill Core	2.39	4	2.3	28.5	4.1	30	<0.1	4.1	7.9	600	2.32	6	0.5	3.6	248	<0.1	1.1	<0.1	54	3.13
1472289	Drill Core	2.90	11	1.8	24.7	5.1	35	<0.1	5.1	8.6	616	2.53	7	0.4	4.7	209	0.1	1.6	<0.1	66	3.04
1472290	Drill Core	2.71	7	1.0	7.2	3.7	21	<0.1	3.9	6.3	452	1.85	4	0.3	3.6	178	0.2	1.0	<0.1	44	2.50
1472291	Drill Core	2.13	18	0.8	17.7	5.1	22	<0.1	2.9	8.2	633	2.46	8	0.4	3.0	202	0.4	1.4	<0.1	53	2.59
1472292	Drill Core	4.58	667	1.9	15.5	4.2	19	1.5	3.0	8.8	803	2.42	4	0.5	5.2	143	0.3	0.7	<0.1	41	1.89
1472293	Drill Core	4.74	30	0.6	6.5	3.3	25	0.1	2.0	8.1	397	2.34	3	0.4	5.0	160	0.2	0.3	<0.1	50	1.71
1472294	Drill Core	4.17	4	0.6	9.3	3.9	31	<0.1	3.7	8.6	382	2.21	3	0.4	4.0	209	<0.1	0.4	<0.1	48	1.92
1472295	Drill Core	4.37	238	0.7	3.9	5.5	31	0.6	3.1	7.1	330	2.31	4	0.6	4.5	182	<0.1	0.5	<0.1	37	1.84
1472296	Drill Core	4.12	5	0.8	6.3	5.6	26	<0.1	2.9	6.3	442	2.33	4	0.4	2.9	170	0.1	0.4	<0.1	47	2.66
1472297	Drill Core	4.36	3	0.6	5.3	4.7	17	<0.1	2.8	5.4	467	1.74	5	0.5	5.6	152	0.2	1.0	<0.1	49	2.04
1472298	Drill Core	4.33	5	1.0	20.0	4.7	27	0.1	3.9	9.0	736	2.35	8	0.4	4.2	146	0.3	3.1	<0.1	64	3.69
1472299	Drill Core	3.81	13	0.8	22.7	5.8	24	<0.1	3.0	9.8	515	1.90	14	0.4	4.0	222	0.2	2.4	<0.1	45	1.96
1472300	Rock Pulp	0.06	4	3.5	24.1	4.4	47	0.6	22.6	11.2	486	2.53	3	0.8	2.1	248	0.3	0.8	<0.1	83	1.86
1472301	Rock Pulp	0.05	>10000	12.3	67.6	21.0	76	1.0	25.0	4.0	522	3.67	849	3.5	3.4	44	0.9	165.6	0.7	114	15.77
1472302	Drill Core	4.93	43	1.2	14.7	7.5	37	0.1	4.8	10.5	608	2.28	11	0.6	6.2	227	0.3	3.7	<0.1	64	3.65
1472303	Drill Core	3.93	173	1.9	19.7	4.5	41	0.3	4.5	11.1	556	3.13	9	0.6	1.7	140	0.2	1.4	<0.1	94	2.66
1472304	Drill Core	3.94	4	1.3	40.2	3.7	50	<0.1	4.0	11.4	514	3.30	6	0.5	2.2	191	0.1	0.5	<0.1	94	2.49
1472305	Drill Core	4.55	6	1.1	29.8	4.2	37	<0.1	3.0	11.3	573	3.22	10	0.6	3.0	214	<0.1	0.8	<0.1	79	3.12
1472306	Drill Core	5.07	14	1.0	41.7	4.7	44	<0.1	4.7	15.7	1037	3.48	5	0.6	3.3	189	0.2	1.0	<0.1	87	4.10
1472307	Drill Core	5.20	4	1.2	36.5	5.1	38	<0.1	2.3	8.2	575	3.01	8	0.6	2.6	172	<0.1	1.1	<0.1	72	3.20

This report supersedes all previous preliminary and final reports with this file number dated prior to the date on this certificate. Signature indicates final approval; preliminary reports are unsigned and should be used for reference only.

BUREAU VERITAS
MINERAL LABORATORIES
Canada

www.bureauveritas.com/um

Bureau Veritas Commodities Canada Ltd.

9050 Shaughnessy St Vancouver British Columbia V6P 6E5 Canada
PHONE (604) 253-3158

Client: **Goldstrike Resources Ltd.**
1010 - 1130 West Pender St.
Vancouver British Columbia V6E 4A4 Canada

Project: LUC
Report Date: October 18, 2018

CERTIFICATE OF ANALYSIS WHI18000266.1

	Method	MA200	MA200	MA200	MA200	MA200	MA200	MA200	MA200	MA200	MA200	MA200	MA200	MA200	MA200	MA200	MA200	MA200	MA200	MA200	MA200
	Analyte	P	La	Cr	Mg	Ba	Ti	Al	Na	K	W	Zr	Ce	Sn	Y	Nb	Ta	Be	Sc	Li	S
	Unit	%	ppm	ppm	%	ppm	%	%	%	%	ppm	ppm	ppm	ppm	ppm	ppm	ppm	ppm	ppm	ppm	%
	MDL	0.001	0.1	1	0.01	1	0.001	0.01	0.001	0.01	0.1	0.1	1	0.1	0.1	0.1	0.1	1	1	0.1	0.1
1472278	Drill Core	0.041	15.8	65	0.95	181	0.381	7.05	0.049	0.59	0.6	10.1	33	1.8	21.9	7.3	0.5	1	17	31.5	<0.1
1472279	Drill Core	0.054	18.4	76	0.94	301	0.728	8.25	0.020	0.96	1.3	10.7	41	2.6	33.8	8.7	0.6	1	31	23.0	<0.1
1472280	Drill Core	0.044	16.3	82	0.67	257	0.391	7.70	1.357	0.60	0.6	9.4	36	2.6	27.4	9.2	0.7	<1	23	18.4	<0.1
1472281	Drill Core	0.053	13.6	73	0.68	323	0.537	7.46	1.899	0.87	0.6	10.1	34	2.5	28.6	9.5	0.7	1	24	16.4	<0.1
1472282	Drill Core	0.043	16.8	83	0.77	466	0.399	8.05	1.388	0.78	9.4	11.2	40	2.2	21.6	9.2	0.7	1	20	20.3	<0.1
1472283	Drill Core	0.036	17.8	69	0.69	322	0.340	6.80	3.562	0.68	0.3	8.6	33	2.2	25.6	8.3	0.6	1	16	11.5	<0.1
1472284	Drill Core	0.041	15.8	70	0.77	425	0.333	7.10	3.591	0.80	0.3	8.8	29	2.2	24.1	7.6	0.6	<1	18	12.3	<0.1
1472285	Drill Core	0.066	10.9	51	1.89	322	0.848	7.68	2.957	0.90	0.3	10.5	26	2.6	30.9	3.9	0.3	1	35	13.7	<0.1
1472286	Drill Core	0.056	13.2	43	1.01	674	0.466	7.30	2.289	1.13	0.7	7.1	29	1.4	23.5	4.5	0.3	<1	24	12.2	<0.1
1472287	Drill Core	0.048	13.2	29	1.30	4624	0.358	7.19	1.315	1.01	1.3	6.5	30	1.1	16.8	3.3	0.2	1	27	17.9	0.1
1472288	Drill Core	0.026	14.8	7	0.31	1540	0.169	5.47	1.792	0.75	0.7	4.6	28	0.6	7.0	2.3	0.1	<1	10	16.6	<0.1
1472289	Drill Core	0.040	11.1	8	0.44	1848	0.164	6.38	2.103	1.12	0.9	6.8	24	0.6	8.7	2.1	0.1	<1	10	20.6	<0.1
1472290	Drill Core	0.028	10.7	5	0.31	263	0.122	5.23	2.003	0.82	1.2	7.2	23	0.7	7.2	1.9	0.1	<1	8	14.0	<0.1
1472291	Drill Core	0.045	10.1	4	0.39	260	0.172	7.39	3.749	0.92	2.9	6.6	23	0.6	7.6	1.6	<0.1	<1	14	20.0	<0.1
1472292	Drill Core	0.038	12.4	3	0.28	663	0.176	7.04	4.146	0.76	4.6	4.6	31	0.8	10.6	2.9	0.2	<1	14	9.5	<0.1
1472293	Drill Core	0.025	11.6	3	0.39	630	0.154	7.04	3.350	0.78	1.5	5.4	24	0.9	9.3	2.8	0.2	<1	12	16.4	<0.1
1472294	Drill Core	0.027	8.9	7	0.49	646	0.182	7.18	3.412	0.95	1.0	6.1	17	0.9	6.6	3.3	0.2	<1	7	19.0	<0.1
1472295	Drill Core	0.026	11.7	6	0.41	903	0.193	7.20	2.980	0.96	1.5	5.0	22	0.7	7.5	3.0	0.2	<1	6	24.7	<0.1
1472296	Drill Core	0.028	9.5	4	0.33	965	0.186	7.02	3.833	0.78	1.2	5.3	20	0.8	6.8	2.3	0.1	<1	7	15.7	<0.1
1472297	Drill Core	0.027	10.9	8	0.29	273	0.125	6.77	3.904	0.61	4.3	12.3	24	1.1	7.4	2.6	0.2	<1	13	11.9	<0.1
1472298	Drill Core	0.035	10.0	4	0.54	165	0.135	6.71	0.457	0.65	3.6	9.8	23	1.1	10.1	2.1	0.2	<1	15	32.1	<0.1
1472299	Drill Core	0.032	9.2	3	0.44	121	0.173	6.79	0.592	0.77	3.4	7.6	20	1.2	7.6	2.9	0.2	<1	13	41.0	<0.1
1472300	Rock Pulp	0.053	9.2	29	0.83	493	0.273	5.52	2.194	0.85	28.4	37.8	20	0.8	13.3	3.5	0.2	<1	11	13.0	<0.1
1472301	Rock Pulp	0.066	16.0	35	0.74	43	0.116	2.17	0.019	0.40	>200	29.0	29	2.4	17.2	3.2	0.2	<1	4	41.5	1.7
1472302	Drill Core	0.036	12.9	10	0.61	520	0.151	7.09	0.062	1.43	4.6	16.2	25	1.5	9.7	3.1	0.2	1	12	40.9	<0.1
1472303	Drill Core	0.043	13.0	6	0.71	372	0.274	8.17	0.109	1.70	1.1	5.1	29	0.9	16.1	3.9	0.2	2	21	32.5	<0.1
1472304	Drill Core	0.048	8.9	6	0.80	909	0.285	7.36	1.458	1.47	0.5	3.7	20	0.8	12.6	2.8	0.1	<1	18	27.6	<0.1
1472305	Drill Core	0.043	12.4	5	0.71	698	0.233	7.62	2.288	1.35	0.7	3.3	30	0.9	20.8	4.0	0.3	1	20	32.8	<0.1
1472306	Drill Core	0.052	15.2	5	0.75	947	0.285	8.30	1.909	1.08	1.8	3.5	32	0.8	21.3	3.3	0.2	<1	18	22.3	<0.1
1472307	Drill Core	0.053	9.7	4	0.56	381	0.302	7.83	1.055	1.20	0.9	3.3	24	0.9	16.7	3.4	0.2	<1	21	38.5	<0.1

This report supersedes all previous preliminary and final reports with this file number dated prior to the date on this certificate. Signature indicates final approval; preliminary reports are unsigned and should be used for reference only.

BUREAU VERITAS
MINERAL LABORATORIES
Canada

www.bureauveritas.com/um

Bureau Veritas Commodities Canada Ltd.

9050 Shaughnessy St Vancouver British Columbia V6P 6E5 Canada
PHONE (604) 253-3158

Client: **Goldstrike Resources Ltd.**
1010 - 1130 West Pender St.
Vancouver British Columbia V6E 4A4 Canada

Project: LUC
Report Date: October 18, 2018

CERTIFICATE OF ANALYSIS WHI18000266.1

	Method	MA200	MA200	MA200	MA200	MA200	MA200	MA200	AQ200	FA550
	Analyte	Rb	Hf	In	Re	Se	Te	Tl	Hg	Au
	Unit	ppm	ppm	ppm	ppm	ppm	ppm	ppm	ppm	gm/t
	MDL	0.1	0.1	0.05	0.005	1	0.5	0.5	0.01	0.9
1472278	Drill Core	29.5	0.5	<0.05	<0.005	<1	<0.5	<0.5	0.02	
1472279	Drill Core	36.2	0.7	<0.05	<0.005	<1	<0.5	<0.5	0.02	
1472280	Drill Core	26.9	0.6	<0.05	<0.005	<1	<0.5	<0.5	<0.01	
1472281	Drill Core	41.7	0.6	0.06	<0.005	<1	<0.5	<0.5	<0.01	
1472282	Drill Core	38.5	0.6	0.08	<0.005	<1	<0.5	<0.5	<0.01	
1472283	Drill Core	24.3	0.5	0.08	<0.005	<1	<0.5	<0.5	<0.01	
1472284	Drill Core	27.8	0.6	<0.05	<0.005	<1	<0.5	<0.5	<0.01	
1472285	Drill Core	38.8	0.7	0.09	<0.005	<1	<0.5	<0.5	<0.01	
1472286	Drill Core	48.5	0.4	<0.05	<0.005	<1	0.7	<0.5	<0.01	
1472287	Drill Core	40.7	0.3	<0.05	<0.005	1	<0.5	<0.5	<0.01	
1472288	Drill Core	19.2	0.2	<0.05	<0.005	1	<0.5	<0.5	<0.01	
1472289	Drill Core	25.0	0.2	<0.05	<0.005	<1	<0.5	<0.5	0.01	
1472290	Drill Core	18.3	0.3	<0.05	<0.005	<1	<0.5	<0.5	0.04	
1472291	Drill Core	19.0	0.3	<0.05	<0.005	<1	<0.5	<0.5	0.12	
1472292	Drill Core	14.6	0.2	0.07	<0.005	1	1.1	<0.5	0.06	
1472293	Drill Core	19.1	0.2	<0.05	<0.005	<1	<0.5	<0.5	<0.01	
1472294	Drill Core	25.0	0.3	<0.05	0.005	<1	<0.5	<0.5	<0.01	
1472295	Drill Core	24.9	0.2	<0.05	<0.005	<1	0.7	<0.5	0.07	
1472296	Drill Core	16.4	0.2	<0.05	<0.005	<1	<0.5	<0.5	<0.01	
1472297	Drill Core	12.1	0.5	0.06	<0.005	<1	<0.5	<0.5	<0.01	
1472298	Drill Core	14.2	0.4	<0.05	<0.005	<1	<0.5	<0.5	0.01	
1472299	Drill Core	14.5	0.2	<0.05	<0.005	<1	<0.5	<0.5	<0.01	
1472300	Rock Pulp	22.7	1.2	<0.05	<0.005	<1	<0.5	<0.5	0.02	
1472301	Rock Pulp	25.3	0.7	0.05	<0.005	3	2.7	4.3	6.09	16.4
1472302	Drill Core	25.5	0.7	0.07	<0.005	<1	<0.5	<0.5	<0.01	
1472303	Drill Core	45.0	0.2	0.05	<0.005	<1	<0.5	<0.5	<0.01	
1472304	Drill Core	41.6	0.2	0.05	<0.005	<1	<0.5	<0.5	<0.01	
1472305	Drill Core	34.1	0.1	<0.05	<0.005	1	<0.5	<0.5	<0.01	
1472306	Drill Core	31.1	0.2	<0.05	<0.005	<1	<0.5	<0.5	<0.01	
1472307	Drill Core	34.2	0.2	<0.05	<0.005	<1	<0.5	<0.5	<0.01	

This report supersedes all previous preliminary and final reports with this file number dated prior to the date on this certificate. Signature indicates final approval; preliminary reports are unsigned and should be used for reference only.

BUREAU VERITAS
MINERAL LABORATORIES
Canada

www.bureauveritas.com/um

Bureau Veritas Commodities Canada Ltd.

9050 Shaughnessy St Vancouver British Columbia V6P 6E5 Canada
PHONE (604) 253-3158

Client: **Goldstrike Resources Ltd.**
1010 - 1130 West Pender St.
Vancouver British Columbia V6E 4A4 Canada

Project: LUC
Report Date: October 18, 2018

CERTIFICATE OF ANALYSIS WHI18000266.1

	Method	WGHT	FA350	MA200	MA200	MA200	MA200	MA200	MA200	MA200	MA200	MA200	MA200	MA200	MA200	MA200	MA200	MA200	MA200	MA200	MA200
	Analyte	Wgt	Au	Mo	Cu	Pb	Zn	Ag	Ni	Co	Mn	Fe	As	U	Th	Sr	Cd	Sb	Bi	V	Ca
	Unit	kg	ppb	ppm	ppm	ppm	ppm	ppm	ppm	ppm	ppm	%	ppm	ppm	ppm	ppm	ppm	ppm	ppm	ppm	%
	MDL	0.01	2	0.1	0.1	0.1	1	0.1	0.1	0.2	1	0.01	1	0.1	0.1	1	0.1	0.1	0.1	1	0.01
1472308	Drill Core	1.74	3	0.7	40.8	3.8	38	<0.1	3.1	8.0	382	2.83	5	0.6	3.4	150	<0.1	0.8	<0.1	67	1.68
1472309	Drill Core	2.34	3	0.3	8.0	3.6	30	<0.1	1.8	7.1	450	2.40	4	0.3	3.5	133	0.1	0.8	<0.1	57	2.58
1472310	Drill Core	4.48	9	1.2	7.8	3.9	27	<0.1	2.5	6.0	604	2.48	3	0.4	3.7	126	0.2	0.6	<0.1	59	2.28
1472311	Drill Core	4.37	24	1.0	20.5	3.0	27	<0.1	2.6	7.5	808	2.93	4	0.4	3.1	127	0.3	1.0	<0.1	85	2.15
1472312	Drill Core	4.44	11	1.0	32.2	3.3	50	<0.1	3.1	12.1	566	3.54	5	0.4	3.0	192	<0.1	0.5	<0.1	93	1.84
1472313	Drill Core	4.45	<2	2.0	58.7	5.4	66	<0.1	5.7	14.3	718	4.37	7	0.4	2.0	251	0.1	1.0	<0.1	142	2.72
1472314	Drill Core	4.63	28	1.9	97.8	5.9	72	0.2	8.0	18.6	901	4.63	6	0.5	1.9	239	0.3	0.8	<0.1	154	3.11
1472315	Drill Core	3.99	116	2.3	65.2	4.5	69	0.4	7.8	17.3	1332	4.74	3	0.4	1.7	155	0.4	0.8	<0.1	127	4.32
1472316	Drill Core	4.06	272	3.7	50.4	5.0	48	0.9	6.5	17.5	1816	4.34	3	0.3	1.4	141	0.7	1.1	<0.1	103	4.27
1472317	Drill Core	1.79	181	4.2	52.1	4.8	60	0.4	6.4	15.5	1520	4.14	4	0.3	1.7	169	0.8	1.7	<0.1	104	4.25
1472318	Drill Core	1.85	6	4.2	67.4	4.6	62	0.4	6.8	39.2	961	4.16	5	0.4	2.7	109	0.2	1.1	<0.1	126	2.44
1472319	Drill Core	4.43	16	3.8	65.1	5.0	68	0.2	9.7	21.6	793	4.58	6	0.5	1.7	203	<0.1	1.6	<0.1	146	2.88
1472320	Drill Core	5.68	8	3.7	62.7	5.2	54	0.2	5.1	15.8	793	3.85	9	0.3	1.3	194	0.2	4.7	<0.1	106	4.49
1472321	Drill Core	4.13	11	4.2	48.5	4.0	58	<0.1	5.4	12.1	563	4.28	7	0.3	1.6	121	<0.1	2.3	<0.1	138	1.99
1472322	Drill Core	4.78	16	2.5	53.0	4.5	58	<0.1	5.5	13.3	685	3.97	7	0.3	1.6	188	<0.1	4.3	<0.1	123	2.92
1472323	Drill Core	4.21	95	7.3	130.7	12.1	56	0.3	5.5	16.1	778	3.40	11	0.3	1.3	314	0.2	10.0	<0.1	105	3.71
1472324	Drill Core	4.00	576	10.0	109.2	8.9	38	2.1	4.0	19.7	800	2.93	11	0.4	1.3	278	0.2	10.2	<0.1	87	2.53
1472325	Rock Pulp	0.05	5	3.2	20.1	4.2	41	0.5	20.3	9.6	457	2.40	4	0.8	1.8	230	0.2	0.8	<0.1	78	1.75
1472326	Rock Pulp	0.05	236	188.6	1904.0	41.5	270	0.6	35.2	14.0	818	4.13	15	0.6	1.8	278	1.0	1.8	0.3	115	2.63
1472327	Drill Core	4.60	184	10.6	23.9	10.8	49	0.3	3.9	11.5	465	2.66	17	0.7	1.6	317	<0.1	16.8	<0.1	139	2.40
1472328	Drill Core	4.25	20	4.7	8.3	9.5	45	0.1	2.6	11.3	509	2.61	16	0.4	1.4	281	0.2	10.9	<0.1	73	3.50
1472329	Drill Core	4.41	12	9.6	34.3	5.7	50	<0.1	3.9	12.2	667	3.40	11	0.5	1.5	231	<0.1	5.7	<0.1	98	3.37
1472330	Drill Core	4.79	<2	7.1	30.9	4.5	55	0.1	3.6	14.4	689	3.39	10	0.4	1.3	221	<0.1	4.7	<0.1	97	3.01
1472331	Drill Core	4.47	<2	3.0	35.9	4.9	55	<0.1	5.6	16.3	758	3.60	9	0.4	1.4	178	<0.1	5.9	<0.1	99	2.66
1472332	Drill Core	4.82	<2	1.4	24.5	4.1	54	<0.1	3.6	14.2	946	3.68	9	0.5	1.9	163	<0.1	4.9	<0.1	95	4.61
1472333	Drill Core	4.43	<2	2.3	30.0	4.3	55	<0.1	4.6	12.5	765	3.50	9	0.5	2.2	155	<0.1	4.9	<0.1	90	3.52
1472334	Drill Core	5.42	<2	4.4	33.6	6.7	51	<0.1	4.0	13.3	694	3.29	14	0.4	1.8	268	<0.1	8.3	<0.1	85	4.05
1472335	Drill Core	3.47	<2	2.9	8.8	6.6	46	<0.1	3.5	11.0	810	3.40	14	0.3	2.0	315	<0.1	7.2	<0.1	90	3.90
1472336	Drill Core	4.12	<2	2.6	11.3	5.5	56	<0.1	4.0	13.6	1050	4.01	12	0.3	2.8	202	<0.1	8.2	<0.1	113	4.62
1472337	Drill Core	5.12	18	2.4	21.5	5.6	49	0.2	4.7	15.2	758	3.06	11	0.3	2.4	233	<0.1	8.9	<0.1	80	4.33

This report supersedes all previous preliminary and final reports with this file number dated prior to the date on this certificate. Signature indicates final approval; preliminary reports are unsigned and should be used for reference only.

BUREAU VERITAS MINERAL LABORATORIES Canada

www.bureauveritas.com/um

Bureau Veritas Commodities Canada Ltd.

9050 Shaughnessy St Vancouver British Columbia V6P 6E5 Canada
PHONE (604) 253-3158

Client: **Goldstrike Resources Ltd.**
1010 - 1130 West Pender St.
Vancouver British Columbia V6E 4A4 Canada

Project: LUC
Report Date: October 18, 2018

CERTIFICATE OF ANALYSIS WHI18000266.1

	Method	MA200	MA200	MA200	MA200	MA200	MA200	MA200	MA200	MA200	MA200	MA200	MA200	MA200	MA200	MA200	MA200	MA200	MA200	MA200	MA200
	Analyte	P	La	Cr	Mg	Ba	Ti	Al	Na	K	W	Zr	Ce	Sn	Y	Nb	Ta	Be	Sc	Li	S
	Unit	%	ppm	ppm	%	ppm	%	%	%	%	ppm	ppm	ppm	ppm	ppm	ppm	ppm	ppm	ppm	ppm	%
	MDL	0.001	0.1	1	0.01	1	0.001	0.01	0.001	0.01	0.1	0.1	1	0.1	0.1	0.1	0.1	1	1	0.1	0.1
1472308	Drill Core	0.052	12.7	4	0.66	654	0.328	8.44	1.461	1.45	1.1	3.2	29	1.0	13.3	4.0	0.3	<1	18	28.7	<0.1
1472309	Drill Core	0.036	15.1	3	0.59	1003	0.210	7.27	1.689	1.20	1.3	3.7	29	0.9	10.1	3.3	0.2	<1	13	20.9	<0.1
1472310	Drill Core	0.037	9.8	5	0.45	686	0.169	6.90	2.949	0.91	3.3	5.7	19	0.6	9.1	2.4	0.2	<1	14	15.4	<0.1
1472311	Drill Core	0.051	9.4	4	0.47	188	0.140	7.05	4.413	0.77	5.9	8.9	21	0.6	8.2	1.4	0.1	<1	15	8.8	<0.1
1472312	Drill Core	0.072	7.9	4	0.61	322	0.252	8.06	2.899	1.25	0.8	4.1	17	0.7	6.8	2.4	0.1	1	11	18.6	<0.1
1472313	Drill Core	0.091	6.9	9	0.53	366	0.306	8.36	3.265	1.38	0.4	4.4	16	0.8	7.8	2.1	0.1	<1	21	15.4	<0.1
1472314	Drill Core	0.098	6.1	14	0.71	239	0.266	8.35	3.996	1.16	1.3	6.1	17	1.0	8.9	1.4	<0.1	<1	25	18.0	<0.1
1472315	Drill Core	0.066	5.8	10	0.87	543	0.224	7.53	4.041	0.97	3.1	6.3	15	0.7	8.9	1.2	<0.1	<1	25	13.2	<0.1
1472316	Drill Core	0.066	4.2	8	1.05	217	0.170	7.36	4.847	0.88	4.1	7.9	11	0.5	7.3	1.4	<0.1	1	22	11.9	<0.1
1472317	Drill Core	0.066	5.8	10	1.05	5417	0.188	6.84	4.722	0.62	8.6	11.6	14	0.5	8.2	1.0	<0.1	<1	21	7.6	0.1
1472318	Drill Core	0.076	6.9	9	0.87	554	0.271	8.37	1.514	1.40	2.2	9.1	16	1.6	6.9	2.0	0.1	<1	20	23.8	<0.1
1472319	Drill Core	0.076	6.2	9	0.87	817	0.321	8.86	1.549	1.39	1.2	6.0	17	0.7	8.3	1.6	0.1	<1	19	25.3	<0.1
1472320	Drill Core	0.058	6.2	8	1.41	169	0.214	6.88	1.614	1.28	1.7	2.7	15	0.7	9.3	1.6	<0.1	<1	19	24.1	<0.1
1472321	Drill Core	0.068	6.5	9	1.02	248	0.247	7.95	1.436	1.67	0.8	2.9	16	0.8	9.9	1.6	<0.1	<1	25	21.3	<0.1
1472322	Drill Core	0.056	5.1	9	1.20	274	0.256	7.41	1.657	2.02	1.6	2.7	14	0.6	9.9	1.9	<0.1	1	24	23.3	<0.1
1472323	Drill Core	0.041	6.8	8	0.93	118	0.179	6.18	0.787	1.34	3.4	3.6	17	0.8	6.3	1.4	<0.1	<1	18	23.2	<0.1
1472324	Drill Core	0.047	6.0	5	0.77	63	0.134	6.36	1.469	1.10	4.9	6.6	15	0.8	5.2	1.1	<0.1	<1	17	21.0	<0.1
1472325	Rock Pulp	0.049	8.3	27	0.79	469	0.259	5.19	2.128	0.83	26.0	37.8	17	0.7	12.1	3.4	0.2	<1	10	12.2	<0.1
1472326	Rock Pulp	0.061	8.0	57	1.31	544	0.365	6.25	2.300	0.88	8.5	33.0	17	1.7	13.8	4.0	0.3	<1	15	16.3	0.3
1472327	Drill Core	0.033	7.3	5	0.81	81	0.224	6.71	0.024	2.51	16.8	3.7	16	0.7	7.7	2.1	0.1	2	17	26.2	<0.1
1472328	Drill Core	0.029	7.6	5	0.96	56	0.160	5.61	0.026	1.24	8.3	2.7	18	0.7	5.6	1.7	<0.1	<1	15	35.7	<0.1
1472329	Drill Core	0.049	5.5	8	0.76	123	0.319	6.96	1.686	0.93	1.9	3.1	14	0.9	11.1	3.1	0.1	<1	22	24.0	<0.1
1472330	Drill Core	0.058	5.6	7	0.64	146	0.319	6.54	0.781	1.02	0.6	3.0	14	0.6	11.4	3.2	0.2	1	20	22.5	<0.1
1472331	Drill Core	0.061	6.1	10	0.65	140	0.343	6.62	1.155	1.00	0.5	2.7	16	0.9	13.1	2.8	0.1	<1	23	21.8	<0.1
1472332	Drill Core	0.049	8.1	7	1.31	125	0.310	6.73	0.153	0.90	0.5	3.0	18	0.4	17.5	2.3	0.1	<1	23	29.5	<0.1
1472333	Drill Core	0.053	7.7	7	0.91	108	0.304	6.91	0.045	1.08	0.6	2.7	18	0.7	14.6	2.2	0.1	<1	22	26.8	<0.1
1472334	Drill Core	0.047	7.2	7	0.98	175	0.289	6.69	0.032	0.73	0.5	3.1	16	0.5	13.0	2.6	0.2	<1	21	34.0	<0.1
1472335	Drill Core	0.051	10.3	7	1.17	156	0.236	7.23	0.032	0.46	0.6	3.2	23	0.5	9.3	2.8	0.1	<1	20	34.1	<0.1
1472336	Drill Core	0.049	10.7	7	1.37	128	0.226	7.09	0.043	0.58	0.6	4.3	24	0.7	9.0	1.7	<0.1	<1	23	39.4	<0.1
1472337	Drill Core	0.047	10.3	4	1.17	199	0.189	6.58	0.029	0.58	2.3	3.7	22	0.8	8.9	3.2	0.2	1	14	37.0	<0.1

This report supersedes all previous preliminary and final reports with this file number dated prior to the date on this certificate. Signature indicates final approval; preliminary reports are unsigned and should be used for reference only.

BUREAU VERITAS
MINERAL LABORATORIES
Canada

www.bureauveritas.com/um

Bureau Veritas Commodities Canada Ltd.

9050 Shaughnessy St Vancouver British Columbia V6P 6E5 Canada
PHONE (604) 253-3158

Client: **Goldstrike Resources Ltd.**
1010 - 1130 West Pender St.
Vancouver British Columbia V6E 4A4 Canada

Project: LUC
Report Date: October 18, 2018

CERTIFICATE OF ANALYSIS WHI18000266.1

	Method	MA200	MA200	MA200	MA200	MA200	MA200	MA200	AQ200	FA550
	Analyte	Rb	Hf	In	Re	Se	Te	Tl	Hg	Au
	Unit	ppm	ppm	ppm	ppm	ppm	ppm	ppm	ppm	gm/t
	MDL	0.1	0.1	0.05	0.005	1	0.5	0.5	0.01	0.9
1472308	Drill Core	41.4	0.2	0.06	<0.005	<1	<0.5	<0.5	<0.01	
1472309	Drill Core	34.3	0.2	<0.05	<0.005	<1	<0.5	<0.5	<0.01	
1472310	Drill Core	20.3	0.3	0.05	<0.005	<1	<0.5	<0.5	<0.01	
1472311	Drill Core	11.8	0.4	<0.05	<0.005	<1	<0.5	<0.5	<0.01	
1472312	Drill Core	27.1	0.2	<0.05	<0.005	<1	<0.5	<0.5	<0.01	
1472313	Drill Core	24.1	0.3	0.06	<0.005	1	<0.5	<0.5	<0.01	
1472314	Drill Core	24.5	0.4	<0.05	<0.005	<1	<0.5	<0.5	0.01	
1472315	Drill Core	18.4	0.3	0.10	<0.005	1	<0.5	<0.5	0.01	
1472316	Drill Core	9.5	0.3	<0.05	<0.005	1	0.6	<0.5	0.02	
1472317	Drill Core	9.9	0.4	<0.05	<0.005	<1	<0.5	<0.5	0.01	
1472318	Drill Core	37.8	0.3	0.05	<0.005	<1	<0.5	<0.5	<0.01	
1472319	Drill Core	34.1	0.3	0.06	<0.005	1	<0.5	<0.5	<0.01	
1472320	Drill Core	25.3	0.1	<0.05	<0.005	<1	<0.5	<0.5	<0.01	
1472321	Drill Core	32.3	0.2	0.06	<0.005	2	<0.5	<0.5	<0.01	
1472322	Drill Core	36.8	0.1	0.05	<0.005	<1	<0.5	<0.5	<0.01	
1472323	Drill Core	32.4	0.2	0.06	<0.005	1	<0.5	<0.5	0.01	
1472324	Drill Core	21.5	0.2	0.09	<0.005	2	1.2	<0.5	0.04	
1472325	Rock Pulp	20.4	1.2	<0.05	<0.005	<1	<0.5	<0.5	0.02	
1472326	Rock Pulp	19.8	1.0	0.09	0.091	<1	<0.5	<0.5	0.09	
1472327	Drill Core	54.7	0.1	0.05	<0.005	<1	<0.5	<0.5	<0.01	
1472328	Drill Core	25.7	0.1	<0.05	<0.005	<1	<0.5	<0.5	<0.01	
1472329	Drill Core	22.5	0.1	<0.05	<0.005	<1	<0.5	<0.5	<0.01	
1472330	Drill Core	18.0	0.1	0.05	<0.005	<1	<0.5	<0.5	<0.01	
1472331	Drill Core	23.2	0.1	<0.05	<0.005	<1	<0.5	<0.5	<0.01	
1472332	Drill Core	25.0	0.3	0.05	<0.005	<1	<0.5	<0.5	<0.01	
1472333	Drill Core	30.6	0.1	<0.05	<0.005	<1	<0.5	<0.5	<0.01	
1472334	Drill Core	15.3	0.1	<0.05	<0.005	<1	<0.5	<0.5	<0.01	
1472335	Drill Core	12.8	0.2	<0.05	<0.005	<1	<0.5	<0.5	<0.01	
1472336	Drill Core	16.1	0.2	<0.05	<0.005	<1	<0.5	<0.5	<0.01	
1472337	Drill Core	15.6	0.1	<0.05	<0.005	<1	<0.5	<0.5	0.01	

This report supersedes all previous preliminary and final reports with this file number dated prior to the date on this certificate. Signature indicates final approval; preliminary reports are unsigned and should be used for reference only.

BUREAU VERITAS
MINERAL LABORATORIES
Canada

www.bureauveritas.com/um

Bureau Veritas Commodities Canada Ltd.

9050 Shaughnessy St Vancouver British Columbia V6P 6E5 Canada
PHONE (604) 253-3158

Client: **Goldstrike Resources Ltd.**
1010 - 1130 West Pender St.
Vancouver British Columbia V6E 4A4 Canada

Project: LUC
Report Date: October 18, 2018

CERTIFICATE OF ANALYSIS WHI18000266.1

	Method	WGHT	FA350	MA200	MA200	MA200	MA200	MA200	MA200	MA200	MA200	MA200	MA200	MA200	MA200	MA200	MA200	MA200	MA200	MA200	MA200
	Analyte	Wgt	Au	Mo	Cu	Pb	Zn	Ag	Ni	Co	Mn	Fe	As	U	Th	Sr	Cd	Sb	Bi	V	Ca
	Unit	kg	ppb	ppm	ppm	ppm	ppm	ppm	ppm	ppm	ppm	%	ppm	ppm	ppm	ppm	ppm	ppm	ppm	ppm	%
	MDL	0.01	2	0.1	0.1	0.1	1	0.1	0.1	0.2	1	0.01	1	0.1	0.1	1	0.1	0.1	0.1	1	0.01
1472338	Drill Core	3.96	<2	1.7	9.1	5.6	45	<0.1	2.8	9.4	523	2.57	12	0.3	2.8	201	<0.1	8.6	<0.1	75	3.46
1472339	Drill Core	3.96	3	2.2	19.8	6.1	44	0.1	5.1	25.2	638	2.92	18	0.3	2.3	216	<0.1	11.1	<0.1	75	4.14
1472340	Drill Core	4.83	12	1.7	29.9	6.0	56	<0.1	5.1	23.2	792	3.48	13	0.3	2.3	290	<0.1	9.9	<0.1	104	3.63
1472341	Drill Core	2.40	50	2.0	18.0	6.0	55	0.2	7.4	14.7	674	3.10	17	0.6	2.0	290	<0.1	16.6	<0.1	99	3.48
1472342	Drill Core	2.51	<2	2.8	7.7	3.1	52	<0.1	19.1	24.2	1038	4.59	4	0.5	1.8	163	0.2	2.3	<0.1	182	5.61
1472343	Drill Core	3.38	<2	1.5	3.8	3.0	62	<0.1	39.1	27.9	1123	5.09	4	0.4	1.3	182	0.1	2.0	<0.1	179	5.79
1472344	Drill Core	4.83	<2	0.4	43.2	3.3	66	<0.1	27.4	34.2	1192	5.30	4	0.5	1.2	141	0.2	3.1	<0.1	243	5.95
1472345	Drill Core	4.68	<2	0.4	34.5	4.6	65	<0.1	29.2	33.9	970	5.43	5	1.1	2.9	210	<0.1	3.4	<0.1	257	4.22
1472346	Drill Core	5.22	<2	0.3	22.4	4.8	72	<0.1	21.1	32.1	1081	6.28	6	0.9	3.1	181	<0.1	2.5	<0.1	258	3.75
1472347	Drill Core	4.38	2	0.4	29.0	4.3	58	<0.1	17.0	28.9	1091	4.91	9	0.7	1.9	205	<0.1	2.0	0.2	204	5.43
1472348	Drill Core	3.70	<2	0.3	17.5	8.7	65	<0.1	15.3	26.6	1150	4.67	9	1.0	2.0	232	0.3	3.7	<0.1	201	4.91
1472349	Drill Core	4.13	5	2.2	43.6	9.7	63	<0.1	16.0	26.8	1380	5.06	18	2.1	2.1	266	<0.1	5.4	1.6	165	5.37
1472350	Rock Pulp	0.06	2	3.3	22.2	4.5	42	0.3	21.9	11.3	498	2.62	4	0.8	2.0	244	0.1	0.8	<0.1	88	1.85
1472351	Rock Pulp	0.09	498	49.4	>10000	946.4	>10000	59.7	17.8	3.3	679	12.58	68	4.2	0.2	48	232.6	48.4	10.2	46	1.62
1472352	Drill Core	5.34	9	3.1	19.1	16.8	35	<0.1	16.3	13.8	636	2.65	16	6.0	11.6	436	<0.1	2.5	0.3	69	2.96
1472353	Drill Core	4.31	17	4.4	6.4	28.1	33	<0.1	9.4	6.1	350	1.82	19	4.4	16.5	503	<0.1	1.4	0.1	45	1.68
1472354	Drill Core	4.53	<2	1.6	5.7	27.8	35	<0.1	10.0	5.1	308	1.94	17	4.3	16.9	608	<0.1	0.8	0.2	37	2.12
1472355	Drill Core	4.83	<2	1.5	7.1	32.3	38	<0.1	9.8	6.0	384	1.73	12	2.9	16.0	543	<0.1	0.5	0.3	40	2.34
1472356	Drill Core	4.80	<2	1.5	6.1	28.2	37	<0.1	8.5	5.6	374	1.66	13	2.7	15.0	579	<0.1	0.7	0.3	42	2.51
1472357	Drill Core	5.65	<2	2.9	6.1	27.9	37	<0.1	11.1	5.1	344	1.83	24	5.1	15.8	791	<0.1	0.9	0.1	42	2.40
1472358	Drill Core	2.60	3	2.1	17.7	22.2	67	<0.1	19.2	10.4	246	1.83	27	15.4	16.2	213	<0.1	0.9	0.4	91	0.44
1472359	Drill Core	4.73	2	0.5	15.2	18.0	55	<0.1	14.7	11.3	511	1.90	19	4.5	12.9	144	0.1	0.5	0.1	66	1.89
1472360	Drill Core	4.25	3	2.8	21.1	22.6	63	<0.1	17.9	13.9	410	2.28	24	9.3	14.0	191	0.2	0.8	0.3	83	1.45
1472361	Drill Core	4.09	<2	0.5	15.4	18.2	69	<0.1	15.1	12.9	555	2.67	11	3.4	12.2	202	<0.1	0.2	0.1	65	1.54
1472362	Drill Core	3.76	<2	0.4	23.2	20.6	85	<0.1	18.0	10.6	425	2.99	8	3.7	14.4	180	0.1	0.2	0.2	88	0.74
1472363	Drill Core	4.54	<2	0.4	12.6	12.8	23	<0.1	5.5	17.2	246	1.22	4	1.2	5.6	151	<0.1	<0.1	<0.1	28	0.91
1472364	Drill Core	3.02	<2	0.4	13.4	15.2	40	<0.1	10.5	16.3	339	2.08	6	2.2	10.4	163	<0.1	0.2	<0.1	52	1.05

This report supersedes all previous preliminary and final reports with this file number dated prior to the date on this certificate. Signature indicates final approval; preliminary reports are unsigned and should be used for reference only.

BUREAU VERITAS
MINERAL LABORATORIES
Canada

www.bureauveritas.com/um

Bureau Veritas Commodities Canada Ltd.

9050 Shaughnessy St Vancouver British Columbia V6P 6E5 Canada
PHONE (604) 253-3158

Client: **Goldstrike Resources Ltd.**
1010 - 1130 West Pender St.
Vancouver British Columbia V6E 4A4 Canada

Project: LUC
Report Date: October 18, 2018

CERTIFICATE OF ANALYSIS WHI18000266.1

	Method	MA200	MA200	MA200	MA200	MA200	MA200	MA200	MA200	MA200	MA200	MA200	MA200	MA200	MA200	MA200	MA200	MA200	MA200	MA200	MA200
	Analyte	P	La	Cr	Mg	Ba	Ti	Al	Na	K	W	Zr	Ce	Sn	Y	Nb	Ta	Be	Sc	Li	S
	Unit	%	ppm	ppm	%	ppm	%	%	%	%	ppm	ppm	ppm	ppm	ppm	ppm	ppm	ppm	ppm	ppm	%
	MDL	0.001	0.1	1	0.01	1	0.001	0.01	0.001	0.01	0.1	0.1	1	0.1	0.1	0.1	0.1	1	1	0.1	0.1
1472338	Drill Core	0.049	11.3	5	0.89	156	0.210	7.50	0.032	0.73	2.1	2.7	23	0.5	8.6	3.8	0.2	<1	12	35.0	<0.1
1472339	Drill Core	0.033	10.1	5	1.21	93	0.158	5.93	0.032	0.45	3.5	5.2	22	1.1	8.2	2.0	0.1	<1	11	37.7	0.1
1472340	Drill Core	0.056	10.1	7	1.23	117	0.244	7.36	0.033	0.70	4.1	3.5	24	0.9	10.2	2.6	0.1	<1	22	45.7	<0.1
1472341	Drill Core	0.040	9.5	7	1.23	252	0.221	7.35	0.028	0.97	5.7	5.1	22	0.5	8.5	2.2	0.1	1	19	40.5	0.2
1472342	Drill Core	0.029	6.9	44	2.70	367	0.311	7.44	1.739	1.51	0.3	4.8	15	0.8	10.7	3.6	0.3	<1	26	20.1	<0.1
1472343	Drill Core	0.030	5.7	160	2.93	107	0.250	6.73	1.805	1.39	0.2	5.0	12	0.6	9.4	2.9	0.2	<1	27	19.1	<0.1
1472344	Drill Core	0.037	5.7	78	3.04	91	0.475	6.29	1.498	1.48	0.4	7.0	13	0.8	14.4	3.5	0.2	<1	29	16.8	0.1
1472345	Drill Core	0.049	9.9	82	2.39	446	0.506	7.28	2.024	1.46	0.6	8.5	21	1.1	17.7	4.7	0.4	<1	29	17.0	0.2
1472346	Drill Core	0.071	11.3	42	2.34	136	0.643	7.68	2.521	1.46	0.7	8.3	23	1.0	16.1	5.9	0.4	<1	31	14.2	0.2
1472347	Drill Core	0.049	8.9	52	2.74	198	0.443	6.93	2.231	1.53	0.3	5.6	19	1.1	11.5	3.3	0.2	<1	25	12.5	0.2
1472348	Drill Core	0.040	9.4	35	2.28	268	0.491	7.45	2.809	1.65	0.6	6.4	19	1.1	10.5	4.0	0.3	1	24	6.8	0.2
1472349	Drill Core	0.039	7.8	42	2.37	155	0.340	6.16	2.110	1.08	0.8	6.7	16	2.0	12.5	3.6	0.2	1	23	9.7	0.3
1472350	Rock Pulp	0.052	9.5	29	0.84	489	0.300	5.49	2.224	0.85	28.9	39.9	20	0.7	13.0	3.6	0.2	<1	11	12.6	<0.1
1472351	Rock Pulp	0.038	2.3	12	2.30	36	0.029	3.84	0.487	0.73	0.4	27.7	7	2.9	4.2	0.3	<0.1	<1	7	7.0	>10
1472352	Drill Core	0.042	26.3	26	0.97	819	0.181	6.36	1.352	2.22	2.3	50.2	45	1.2	12.7	6.9	0.5	3	9	17.7	0.1
1472353	Drill Core	0.053	36.0	13	0.51	1392	0.183	7.12	1.545	2.52	3.4	82.6	63	1.2	12.6	9.8	0.7	2	5	21.2	<0.1
1472354	Drill Core	0.059	35.7	11	0.42	1759	0.154	6.72	1.304	2.23	2.8	85.5	62	1.2	12.5	10.1	0.7	2	3	21.9	0.2
1472355	Drill Core	0.056	29.2	11	0.57	973	0.162	6.96	1.213	1.84	3.1	90.3	54	1.1	11.4	10.2	0.7	1	3	23.1	<0.1
1472356	Drill Core	0.054	29.1	11	0.65	1422	0.150	6.47	1.161	2.37	2.6	85.4	53	1.1	11.3	9.4	0.7	2	3	21.6	<0.1
1472357	Drill Core	0.052	34.4	15	0.60	1839	0.175	6.79	1.187	2.29	3.1	93.2	58	1.1	12.8	10.2	0.7	2	5	24.7	0.1
1472358	Drill Core	0.021	38.5	39	0.53	1711	0.317	8.16	0.419	1.67	2.9	52.1	74	2.8	20.4	12.2	0.9	3	12	33.3	0.1
1472359	Drill Core	0.015	31.4	28	0.47	595	0.251	6.64	0.450	1.67	1.8	30.7	61	2.5	17.4	9.8	0.7	2	10	22.1	<0.1
1472360	Drill Core	0.016	31.9	33	0.61	568	0.281	7.95	0.473	1.64	1.9	44.4	65	2.5	18.8	10.7	0.8	2	12	22.9	0.3
1472361	Drill Core	0.017	30.3	34	0.74	705	0.236	6.78	0.707	1.56	1.7	24.8	60	2.4	15.3	8.9	0.7	2	9	25.4	<0.1
1472362	Drill Core	0.019	35.0	47	0.86	809	0.316	7.59	0.905	1.95	2.1	26.5	72	3.0	17.1	11.8	0.9	2	13	22.1	<0.1
1472363	Drill Core	0.011	14.8	13	0.42	968	0.107	4.43	0.885	1.86	1.0	13.5	30	1.8	7.4	4.6	0.4	1	5	9.4	<0.1
1472364	Drill Core	0.028	28.5	27	0.59	741	0.218	5.29	1.060	1.55	1.3	24.7	58	2.7	13.1	7.8	0.7	1	9	13.2	<0.1

This report supersedes all previous preliminary and final reports with this file number dated prior to the date on this certificate. Signature indicates final approval; preliminary reports are unsigned and should be used for reference only.

BUREAU VERITAS
MINERAL LABORATORIES
Canada

www.bureauveritas.com/um

Bureau Veritas Commodities Canada Ltd.

9050 Shaughnessy St Vancouver British Columbia V6P 6E5 Canada
PHONE (604) 253-3158

Client: **Goldstrike Resources Ltd.**
1010 - 1130 West Pender St.
Vancouver British Columbia V6E 4A4 Canada

Project: LUC
Report Date: October 18, 2018

CERTIFICATE OF ANALYSIS WHI18000266.1

	Method	MA200	MA200	MA200	MA200	MA200	MA200	MA200	AQ200	FA550
	Analyte	Rb	Hf	In	Re	Se	Te	Tl	Hg	Au
	Unit	ppm	ppm	ppm	ppm	ppm	ppm	ppm	ppm	gm/t
	MDL	0.1	0.1	0.05	0.005	1	0.5	0.5	0.01	0.9
1472338	Drill Core	18.4	0.1	<0.05	<0.005	<1	<0.5	<0.5	0.03	
1472339	Drill Core	12.2	0.2	<0.05	<0.005	<1	<0.5	<0.5	0.12	
1472340	Drill Core	17.4	0.2	0.06	<0.005	<1	<0.5	<0.5	0.07	
1472341	Drill Core	26.7	0.2	<0.05	0.014	<1	<0.5	<0.5	0.19	
1472342	Drill Core	52.9	0.3	<0.05	0.007	<1	<0.5	<0.5	0.03	
1472343	Drill Core	47.5	0.4	0.06	<0.005	<1	0.8	<0.5	0.01	
1472344	Drill Core	54.4	0.3	<0.05	<0.005	<1	1.0	<0.5	0.03	
1472345	Drill Core	61.8	0.5	0.06	<0.005	<1	1.1	<0.5	0.06	
1472346	Drill Core	64.5	0.5	0.09	<0.005	<1	0.9	<0.5	0.07	
1472347	Drill Core	66.2	0.4	<0.05	<0.005	<1	1.1	<0.5	0.18	
1472348	Drill Core	67.3	0.3	0.06	<0.005	<1	0.7	0.5	0.44	
1472349	Drill Core	56.0	0.3	0.10	<0.005	1	0.7	0.7	0.93	
1472350	Rock Pulp	24.7	1.2	0.05	<0.005	<1	<0.5	<0.5	0.02	
1472351	Rock Pulp	9.7	0.9	9.46	0.011	5	8.1	2.6	2.83	
1472352	Drill Core	102.0	1.5	<0.05	<0.005	<1	<0.5	1.2	1.18	
1472353	Drill Core	152.2	2.4	<0.05	<0.005	<1	<0.5	1.3	1.06	
1472354	Drill Core	77.3	2.7	<0.05	<0.005	<1	<0.5	0.9	0.50	
1472355	Drill Core	69.5	2.8	<0.05	<0.005	<1	<0.5	0.8	0.38	
1472356	Drill Core	79.6	2.4	<0.05	<0.005	<1	<0.5	0.9	0.63	
1472357	Drill Core	94.3	2.6	<0.05	<0.005	<1	<0.5	1.1	1.18	
1472358	Drill Core	104.2	1.5	<0.05	<0.005	<1	<0.5	0.7	0.21	
1472359	Drill Core	80.1	1.1	0.07	<0.005	<1	<0.5	0.6	0.08	
1472360	Drill Core	89.3	1.4	<0.05	<0.005	<1	<0.5	0.7	0.10	
1472361	Drill Core	77.1	0.8	<0.05	<0.005	<1	<0.5	<0.5	0.07	
1472362	Drill Core	98.4	0.9	0.07	<0.005	<1	<0.5	0.6	0.04	
1472363	Drill Core	63.2	0.5	<0.05	<0.005	<1	<0.5	<0.5	0.03	
1472364	Drill Core	61.7	0.9	<0.05	<0.005	<1	<0.5	<0.5	0.05	

This report supersedes all previous preliminary and final reports with this file number dated prior to the date on this certificate. Signature indicates final approval; preliminary reports are unsigned and should be used for reference only.

BUREAU VERITAS
MINERAL LABORATORIES
Canada

www.bureauveritas.com/um

Bureau Veritas Commodities Canada Ltd.
9050 Shaughnessy St Vancouver British Columbia V6P 6E5 Canada
PHONE (604) 253-3158

Client: **Goldstrike Resources Ltd.**
1010 - 1130 West Pender St.
Vancouver British Columbia V6E 4A4 Canada

Project: LUC
Report Date: October 18, 2018

QUALITY CONTROL REPORT WHI18000266.1

	Method	WGHT	FA350	MA200	MA200	MA200	MA200	MA200	MA200	MA200	MA200	MA200	MA200	MA200	MA200	MA200	MA200	MA200	MA200	MA200	MA200
	Analyte	Wgt	Au	Mo	Cu	Pb	Zn	Ag	Ni	Co	Mn	Fe	As	U	Th	Sr	Cd	Sb	Bi	V	Ca
	Unit	kg	ppb	ppm	ppm	ppm	ppm	ppm	ppm	ppm	ppm	%	ppm	ppm	ppm	ppm	ppm	ppm	ppm	ppm	%
	MDL	0.01	2	0.1	0.1	0.1	1	0.1	0.1	0.2	1	0.01	1	0.1	0.1	1	0.1	0.1	0.1	1	0.01
Pulp Duplicates																					
1472250	Rock Pulp	0.05	4	3.1	24.5	5.2	46	0.3	21.7	11.8	475	2.52	4	0.8	1.9	236	0.2	0.8	<0.1	85	1.83
REP 1472250	QC			3.2	24.9	4.6	45	0.4	22.9	11.9	471	2.57	4	0.8	2.0	234	0.2	0.8	<0.1	85	1.83
1472258	Drill Core	3.00	2	0.3	10.5	3.2	38	<0.1	4.5	15.9	621	3.20	2	0.8	2.1	246	<0.1	0.1	<0.1	110	2.55
REP 1472258	QC		2																		
1472273	Drill Core	4.28	<2	0.8	8.0	2.9	29	<0.1	26.9	17.5	924	3.14	9	1.3	5.9	125	<0.1	1.4	<0.1	121	5.15
REP 1472273	QC			0.9	7.0	2.9	30	<0.1	27.2	18.7	888	3.20	8	1.3	5.9	130	<0.1	1.4	<0.1	124	5.26
1472276	Rock Pulp	0.09	473	55.5	>10000	1036.1	>10000	62.7	20.3	3.7	730	13.18	65	4.7	0.2	56	267.7	57.9	11.6	45	1.82
REP 1472276	QC																				
1472291	Drill Core	2.13	18	0.8	17.7	5.1	22	<0.1	2.9	8.2	633	2.46	8	0.4	3.0	202	0.4	1.4	<0.1	53	2.59
REP 1472291	QC		17																		
1472305	Drill Core	4.55	6	1.1	29.8	4.2	37	<0.1	3.0	11.3	573	3.22	10	0.6	3.0	214	<0.1	0.8	<0.1	79	3.12
REP 1472305	QC			0.8	28.8	3.8	34	<0.1	3.0	11.0	528	3.08	9	0.5	2.6	200	<0.1	0.6	<0.1	74	3.05
1472311	Drill Core	4.37	24	1.0	20.5	3.0	27	<0.1	2.6	7.5	808	2.93	4	0.4	3.1	127	0.3	1.0	<0.1	85	2.15
REP 1472311	QC																				
1472325	Rock Pulp	0.05	5	3.2	20.1	4.2	41	0.5	20.3	9.6	457	2.40	4	0.8	1.8	230	0.2	0.8	<0.1	78	1.75
REP 1472325	QC		4																		
1472340	Drill Core	4.83	12	1.7	29.9	6.0	56	<0.1	5.1	23.2	792	3.48	13	0.3	2.3	290	<0.1	9.9	<0.1	104	3.63
REP 1472340	QC			1.4	31.1	6.5	53	<0.1	5.3	20.8	808	3.52	13	0.3	2.2	285	<0.1	10.5	<0.1	104	3.63
1472346	Drill Core	5.22	<2	0.3	22.4	4.8	72	<0.1	21.1	32.1	1081	6.28	6	0.9	3.1	181	<0.1	2.5	<0.1	258	3.75
REP 1472346	QC																				
1472356	Drill Core	4.80	<2	1.5	6.1	28.2	37	<0.1	8.5	5.6	374	1.66	13	2.7	15.0	579	<0.1	0.7	0.3	42	2.51
REP 1472356	QC		<2																		
1472362	Drill Core	3.76	<2	0.4	23.2	20.6	85	<0.1	18.0	10.6	425	2.99	8	3.7	14.4	180	0.1	0.2	0.2	88	0.74
REP 1472362	QC			0.4	21.6	20.9	81	<0.1	18.6	10.7	424	2.96	8	3.7	14.6	178	0.2	0.2	0.2	87	0.73
1472363	Drill Core	4.54	<2	0.4	12.6	12.8	23	<0.1	5.5	17.2	246	1.22	4	1.2	5.6	151	<0.1	<0.1	<0.1	28	0.91
REP 1472363	QC																				
Core Reject Duplicates																					
1472253	Drill Core	2.75	7	0.3	43.0	5.1	55	0.2	4.9	15.7	775	4.31	3	1.0	2.5	174	0.1	0.3	<0.1	131	0.96

This report supersedes all previous preliminary and final reports with this file number dated prior to the date on this certificate. Signature indicates final approval; preliminary reports are unsigned and should be used for reference only.

BUREAU VERITAS
MINERAL LABORATORIES
Canada

www.bureauveritas.com/um

Bureau Veritas Commodities Canada Ltd.
9050 Shaughnessy St Vancouver British Columbia V6P 6E5 Canada
PHONE (604) 253-3158

Client: **Goldstrike Resources Ltd.**
1010 - 1130 West Pender St.
Vancouver British Columbia V6E 4A4 Canada

Project: LUC
Report Date: October 18, 2018

QUALITY CONTROL REPORT WHI18000266.1

	Method	MA200	MA200	MA200	MA200	MA200	MA200	MA200	MA200	MA200	MA200	MA200	MA200	MA200	MA200	MA200	MA200	MA200	MA200	MA200	MA200
	Analyte	P	La	Cr	Mg	Ba	Ti	Al	Na	K	W	Zr	Ce	Sn	Y	Nb	Ta	Be	Sc	Li	S
	Unit	%	ppm	ppm	%	ppm	%	%	%	%	ppm	ppm	ppm	ppm	ppm	ppm	ppm	ppm	ppm	ppm	%
	MDL	0.001	0.1	1	0.01	1	0.001	0.01	0.001	0.01	0.1	0.1	1	0.1	0.1	0.1	0.1	1	1	0.1	0.1
Pulp Duplicates																					
1472250	Rock Pulp	0.057	9.1	31	0.82	462	0.277	5.28	2.149	0.82	26.4	36.9	17	0.8	12.9	3.3	0.2	<1	10	12.2	<0.1
REP 1472250	QC	0.053	9.6	31	0.82	487	0.277	5.48	2.191	0.84	27.3	39.4	18	0.8	13.3	3.4	0.2	<1	11	11.0	<0.1
1472258	Drill Core	0.048	6.7	8	1.06	410	0.224	8.13	3.105	1.11	0.2	3.0	13	1.8	11.6	1.8	0.1	<1	17	15.3	<0.1
REP 1472258	QC																				
1472273	Drill Core	0.045	19.0	88	0.64	432	0.397	6.98	0.877	0.94	0.6	11.8	37	3.1	24.3	8.3	0.6	1	16	18.7	<0.1
REP 1472273	QC	0.047	19.8	84	0.65	447	0.389	7.06	0.934	0.97	0.6	12.7	40	3.1	25.4	8.4	0.6	<1	16	19.7	<0.1
1472276	Rock Pulp	0.041	2.2	14	2.44	11	0.030	4.18	0.504	0.79	0.6	28.9	7	3.5	5.9	0.4	<0.1	<1	8	6.9	>10
REP 1472276	QC																				
1472291	Drill Core	0.045	10.1	4	0.39	260	0.172	7.39	3.749	0.92	2.9	6.6	23	0.6	7.6	1.6	<0.1	<1	14	20.0	<0.1
REP 1472291	QC																				
1472305	Drill Core	0.043	12.4	5	0.71	698	0.233	7.62	2.288	1.35	0.7	3.3	30	0.9	20.8	4.0	0.3	1	20	32.8	<0.1
REP 1472305	QC	0.039	11.1	5	0.69	639	0.225	7.48	2.190	1.24	1.5	3.2	26	0.8	19.9	3.7	0.2	<1	19	30.3	<0.1
1472311	Drill Core	0.051	9.4	4	0.47	188	0.140	7.05	4.413	0.77	5.9	8.9	21	0.6	8.2	1.4	0.1	<1	15	8.8	<0.1
REP 1472311	QC																				
1472325	Rock Pulp	0.049	8.3	27	0.79	469	0.259	5.19	2.128	0.83	26.0	37.8	17	0.7	12.1	3.4	0.2	<1	10	12.2	<0.1
REP 1472325	QC																				
1472340	Drill Core	0.056	10.1	7	1.23	117	0.244	7.36	0.033	0.70	4.1	3.5	24	0.9	10.2	2.6	0.1	<1	22	45.7	<0.1
REP 1472340	QC	0.059	10.3	6	1.23	117	0.230	7.47	0.032	0.70	3.3	3.3	25	0.8	10.2	2.4	0.1	<1	23	41.1	<0.1
1472346	Drill Core	0.071	11.3	42	2.34	136	0.643	7.68	2.521	1.46	0.7	8.3	23	1.0	16.1	5.9	0.4	<1	31	14.2	0.2
REP 1472346	QC																				
1472356	Drill Core	0.054	29.1	11	0.65	1422	0.150	6.47	1.161	2.37	2.6	85.4	53	1.1	11.3	9.4	0.7	2	3	21.6	<0.1
REP 1472356	QC																				
1472362	Drill Core	0.019	35.0	47	0.86	809	0.316	7.59	0.905	1.95	2.1	26.5	72	3.0	17.1	11.8	0.9	2	13	22.1	<0.1
REP 1472362	QC	0.021	36.5	47	0.86	838	0.303	7.52	0.940	2.01	2.3	25.9	72	3.0	16.3	11.7	0.8	2	13	23.8	<0.1
1472363	Drill Core	0.011	14.8	13	0.42	968	0.107	4.43	0.885	1.86	1.0	13.5	30	1.8	7.4	4.6	0.4	1	5	9.4	<0.1
REP 1472363	QC																				
Core Reject Duplicates																					
1472253	Drill Core	0.023	6.9	10	1.03	458	0.239	7.80	3.436	1.27	1.1	4.6	13	0.7	8.8	2.8	0.2	<1	18	15.4	<0.1

This report supersedes all previous preliminary and final reports with this file number dated prior to the date on this certificate. Signature indicates final approval; preliminary reports are unsigned and should be used for reference only.

BUREAU VERITAS
MINERAL LABORATORIES
Canada

www.bureauveritas.com/um

Bureau Veritas Commodities Canada Ltd.
9050 Shaughnessy St Vancouver British Columbia V6P 6E5 Canada
PHONE (604) 253-3158

Client: **Goldstrike Resources Ltd.**
1010 - 1130 West Pender St.
Vancouver British Columbia V6E 4A4 Canada

Project: LUC
Report Date: October 18, 2018

QUALITY CONTROL REPORT WHI18000266.1

	Method	MA200	MA200	MA200	MA200	MA200	MA200	MA200	AQ200	FA550
	Analyte	Rb	Hf	In	Re	Se	Te	Tl	Hg	Au
	Unit	ppm	ppm	ppm	ppm	ppm	ppm	ppm	ppm	gm/t
	MDL	0.1	0.1	0.05	0.005	1	0.5	0.5	0.01	0.9
Pulp Duplicates										
1472250	Rock Pulp	20.9	1.1	<0.05	<0.005	<1	<0.5	<0.5	0.03	
REP 1472250	QC	23.3	1.2	<0.05	<0.005	1	<0.5	<0.5		
1472258	Drill Core	27.9	0.2	<0.05	<0.005	<1	<0.5	<0.5	<0.01	
REP 1472258	QC									
1472273	Drill Core	30.6	0.6	<0.05	<0.005	<1	<0.5	<0.5	<0.01	
REP 1472273	QC	32.1	0.5	0.06	<0.005	<1	<0.5	<0.5		
1472276	Rock Pulp	10.3	0.8	10.17	0.014	7	9.3	2.8	2.65	
REP 1472276	QC								2.84	
1472291	Drill Core	19.0	0.3	<0.05	<0.005	<1	<0.5	<0.5	0.12	
REP 1472291	QC									
1472305	Drill Core	34.1	0.1	<0.05	<0.005	1	<0.5	<0.5	<0.01	
REP 1472305	QC	31.8	0.2	<0.05	<0.005	<1	<0.5	<0.5		
1472311	Drill Core	11.8	0.4	<0.05	<0.005	<1	<0.5	<0.5	<0.01	
REP 1472311	QC								<0.01	
1472325	Rock Pulp	20.4	1.2	<0.05	<0.005	<1	<0.5	<0.5	0.02	
REP 1472325	QC									
1472340	Drill Core	17.4	0.2	0.06	<0.005	<1	<0.5	<0.5	0.07	
REP 1472340	QC	16.8	0.2	0.07	<0.005	<1	<0.5	<0.5		
1472346	Drill Core	64.5	0.5	0.09	<0.005	<1	0.9	<0.5	0.07	
REP 1472346	QC								0.06	
1472356	Drill Core	79.6	2.4	<0.05	<0.005	<1	<0.5	0.9	0.63	
REP 1472356	QC									
1472362	Drill Core	98.4	0.9	0.07	<0.005	<1	<0.5	0.6	0.04	
REP 1472362	QC	99.4	0.9	0.08	<0.005	<1	<0.5	0.6		
1472363	Drill Core	63.2	0.5	<0.05	<0.005	<1	<0.5	<0.5	0.03	
REP 1472363	QC								0.03	
Core Reject Duplicates										
1472253	Drill Core	32.3	0.3	<0.05	<0.005	<1	<0.5	<0.5	<0.01	

This report supersedes all previous preliminary and final reports with this file number dated prior to the date on this certificate. Signature indicates final approval; preliminary reports are unsigned and should be used for reference only.

BUREAU VERITAS
MINERAL LABORATORIES
Canada

www.bureauveritas.com/um

Bureau Veritas Commodities Canada Ltd.
9050 Shaughnessy St Vancouver British Columbia V6P 6E5 Canada
PHONE (604) 253-3158

Client: **Goldstrike Resources Ltd.**
1010 - 1130 West Pender St.
Vancouver British Columbia V6E 4A4 Canada

Project: LUC
Report Date: October 18, 2018

QUALITY CONTROL REPORT WHI18000266.1

		WGHT	FA350	MA200	MA200	MA200	MA200	MA200	MA200	MA200	MA200	MA200	MA200	MA200	MA200	MA200	MA200	MA200	MA200	MA200	MA200
		Wgt	Au	Mo	Cu	Pb	Zn	Ag	Ni	Co	Mn	Fe	As	U	Th	Sr	Cd	Sb	Bi	V	Ca
		kg	ppb	ppm	ppm	ppm	ppm	ppm	ppm	ppm	ppm	%	ppm	ppm	ppm	ppm	ppm	ppm	ppm	ppm	%
		0.01	2	0.1	0.1	0.1	1	0.1	0.1	0.2	1	0.01	1	0.1	0.1	1	0.1	0.1	0.1	1	0.01
DUP 1472253	QC		8	0.2	42.1	4.9	61	0.2	5.1	16.5	783	4.35	3	0.9	2.5	177	0.1	0.2	<0.1	134	1.02
1472287	Drill Core	4.02	120	2.0	21.9	5.7	53	0.2	10.8	14.1	895	4.43	8	0.9	2.9	253	<0.1	2.3	<0.1	176	5.54
DUP 1472287	QC		170	1.9	21.5	5.3	52	0.2	11.2	14.4	871	4.29	7	0.9	2.8	241	<0.1	2.1	<0.1	167	5.18
1472321	Drill Core	4.13	11	4.2	48.5	4.0	58	<0.1	5.4	12.1	563	4.28	7	0.3	1.6	121	<0.1	2.3	<0.1	138	1.99
DUP 1472321	QC		11	4.4	50.4	4.3	65	<0.1	5.6	11.7	534	4.37	8	0.3	1.7	127	<0.1	2.1	<0.1	143	1.91
1472355	Drill Core	4.83	<2	1.5	7.1	32.3	38	<0.1	9.8	6.0	384	1.73	12	2.9	16.0	543	<0.1	0.5	0.3	40	2.34
DUP 1472355	QC		<2	1.7	6.4	33.8	41	<0.1	10.2	6.2	382	1.78	12	3.1	16.9	576	<0.1	0.6	0.3	40	2.39
Reference Materials																					
STD AGPROOF	Standard																				
STD DS11	Standard																				
STD DS11	Standard																				
STD DS11	Standard																				
STD DS11	Standard																				
STD OREAS25A-4A	Standard			2.4	36.8	25.7	50	<0.1	48.2	8.3	503	6.78	9	3.0	16.6	49	<0.1	0.5	0.4	168	0.30
STD OREAS25A-4A	Standard			2.5	34.5	23.7	47	<0.1	43.7	7.2	483	6.46	11	2.6	15.2	48	<0.1	0.6	0.3	156	0.31
STD OREAS25A-4A	Standard			2.5	32.5	23.8	41	<0.1	43.1	6.9	490	6.28	10	2.7	12.9	44	<0.1	0.5	0.4	148	0.26
STD OREAS25A-4A	Standard			2.2	32.3	24.7	43	<0.1	43.0	7.2	495	6.50	9	2.7	16.9	47	<0.1	0.6	0.3	166	0.30
STD OREAS25A-4A	Standard			2.4	34.6	25.2	42	<0.1	47.9	7.5	507	6.72	10	2.9	17.5	50	<0.1	0.6	0.3	159	0.31
STD OREAS45E	Standard			2.2	746.9	17.6	45	0.3	452.7	54.0	530	22.75	17	2.4	12.7	15	<0.1	0.8	0.3	316	0.05
STD OREAS45E	Standard			2.5	769.8	20.1	47	0.4	493.1	59.0	561	25.45	16	2.7	13.2	18	0.1	1.3	0.3	337	0.07
STD OREAS45EA	Standard																				
STD OREAS45EA	Standard																				
STD OREAS45E	Standard			2.5	791.5	18.9	48	0.3	471.6	60.6	583	25.20	17	2.5	14.1	18	<0.1	1.2	0.2	339	0.07
STD OREAS45E	Standard			2.6	811.0	20.7	50	0.3	498.2	62.2	572	25.50	18	2.6	15.3	19	<0.1	1.1	0.3	344	0.08
STD OREAS45EA	Standard																				
STD OREAS45EA	Standard																				
STD OXC145	Standard		213																		
STD OXC145	Standard		224																		
STD OXC145	Standard		207																		

This report supersedes all previous preliminary and final reports with this file number dated prior to the date on this certificate. Signature indicates final approval; preliminary reports are unsigned and should be used for reference only.

BUREAU VERITAS
MINERAL LABORATORIES
Canada

www.bureauveritas.com/um

Bureau Veritas Commodities Canada Ltd.
9050 Shaughnessy St Vancouver British Columbia V6P 6E5 Canada
PHONE (604) 253-3158

Client: **Goldstrike Resources Ltd.**
1010 - 1130 West Pender St.
Vancouver British Columbia V6E 4A4 Canada

Project: LUC
Report Date: October 18, 2018

QUALITY CONTROL REPORT WHI18000266.1

		MA200 P % 0.001	MA200 La ppm 0.1	MA200 Cr ppm 1	MA200 Mg % 0.01	MA200 Ba ppm 1	MA200 Ti % 0.001	MA200 Al % 0.01	MA200 Na % 0.001	MA200 K % 0.01	MA200 W ppm 0.1	MA200 Zr ppm 0.1	MA200 Ce ppm 1	MA200 Sn ppm 0.1	MA200 Y ppm 0.1	MA200 Nb ppm 0.1	MA200 Ta ppm 0.1	MA200 Be ppm 1	MA200 Sc ppm 1	MA200 Li ppm 0.1	MA200 S % 0.1
DUP 1472253	QC	0.025	6.4	12	1.08	455	0.240	7.89	3.477	1.37	1.1	4.5	13	0.6	8.6	2.7	0.2	<1	18	16.5	<0.1
1472287	Drill Core	0.048	13.2	29	1.30	4624	0.358	7.19	1.315	1.01	1.3	6.5	30	1.1	16.8	3.3	0.2	1	27	17.9	0.1
DUP 1472287	QC	0.040	12.9	26	1.26	4292	0.339	7.16	1.286	1.02	1.3	6.2	28	0.9	16.0	3.4	0.2	1	23	17.2	<0.1
1472321	Drill Core	0.068	6.5	9	1.02	248	0.247	7.95	1.436	1.67	0.8	2.9	16	0.8	9.9	1.6	<0.1	<1	25	21.3	<0.1
DUP 1472321	QC	0.069	6.9	10	1.00	273	0.285	8.00	1.296	1.90	0.8	3.2	17	0.6	11.0	1.9	<0.1	<1	25	21.9	<0.1
1472355	Drill Core	0.056	29.2	11	0.57	973	0.162	6.96	1.213	1.84	3.1	90.3	54	1.1	11.4	10.2	0.7	1	3	23.1	<0.1
DUP 1472355	QC	0.062	33.5	12	0.59	1074	0.173	7.11	1.211	2.14	3.1	90.2	59	1.1	12.0	10.7	0.8	2	4	24.6	<0.1
Reference Materials																					
STD AGPROOF	Standard																				
STD DS11	Standard																				
STD DS11	Standard																				
STD DS11	Standard																				
STD DS11	Standard																				
STD OREAS25A-4A	Standard	0.057	25.1	114	0.32	151	0.929	9.26	0.129	0.49	1.8	157.6	48	3.9	11.2	19.4	1.4	1	14	35.5	<0.1
STD OREAS25A-4A	Standard	0.047	20.5	119	0.32	144	0.932	8.72	0.126	0.46	1.7	142.7	46	3.8	9.9	18.9	1.3	1	12	33.6	<0.1
STD OREAS25A-4A	Standard	0.044	16.8	100	0.34	138	0.905	8.16	0.129	0.47	2.0	150.4	38	3.7	9.1	18.9	1.4	1	11	35.6	<0.1
STD OREAS25A-4A	Standard	0.047	25.3	108	0.33	146	0.903	8.58	0.112	0.44	1.9	155.3	52	3.7	10.2	20.1	1.4	1	12	34.8	<0.1
STD OREAS25A-4A	Standard	0.046	25.1	114	0.33	154	0.984	8.93	0.118	0.46	1.9	154.4	52	3.8	11.3	19.6	1.5	<1	14	38.0	<0.1
STD OREAS45E	Standard	0.033	10.5	939	0.16	241	0.481	6.66	0.055	0.31	0.9	85.4	23	1.3	7.1	5.6	0.5	<1	84	5.5	<0.1
STD OREAS45E	Standard	0.035	10.7	918	0.16	269	0.563	6.67	0.059	0.33	1.2	103.6	23	1.6	7.9	6.5	0.6	<1	97	6.9	<0.1
STD OREAS45EA	Standard																				
STD OREAS45EA	Standard																				
STD OREAS45E	Standard	0.034	11.9	1036	0.16	256	0.534	6.89	0.057	0.34	1.1	105.7	26	1.4	7.7	6.2	0.6	<1	93	7.1	<0.1
STD OREAS45E	Standard	0.033	12.2	1088	0.17	283	0.557	7.20	0.065	0.36	1.0	101.2	27	1.6	8.6	6.6	0.6	<1	94	6.9	<0.1
STD OREAS45EA	Standard																				
STD OREAS45EA	Standard																				
STD OXC145	Standard																				
STD OXC145	Standard																				
STD OXC145	Standard																				

This report supersedes all previous preliminary and final reports with this file number dated prior to the date on this certificate. Signature indicates final approval; preliminary reports are unsigned and should be used for reference only.

BUREAU VERITAS
MINERAL LABORATORIES
Canada

www.bureauveritas.com/um

Bureau Veritas Commodities Canada Ltd.
9050 Shaughnessy St Vancouver British Columbia V6P 6E5 Canada
PHONE (604) 253-3158

Client: **Goldstrike Resources Ltd.**
1010 - 1130 West Pender St.
Vancouver British Columbia V6E 4A4 Canada

Project: LUC
Report Date: October 18, 2018

QUALITY CONTROL REPORT WHI18000266.1

		MA200 Rb ppm 0.1	MA200 Hf ppm 0.1	MA200 In ppm 0.05	MA200 Re ppm 0.005	MA200 Se ppm 1	MA200 Te ppm 0.5	MA200 Tl ppm 0.5	AQ200 Hg ppm 0.01	FA550 Au gm/t 0.9
DUP 1472253	QC	32.0	0.3	0.05	<0.005	<1	<0.5	<0.5	<0.01	
1472287	Drill Core	40.7	0.3	<0.05	<0.005	1	<0.5	<0.5	<0.01	
DUP 1472287	QC	38.6	0.3	<0.05	<0.005	1	0.6	<0.5	0.01	
1472321	Drill Core	32.3	0.2	0.06	<0.005	2	<0.5	<0.5	<0.01	
DUP 1472321	QC	36.1	0.2	0.05	<0.005	<1	<0.5	<0.5	<0.01	
1472355	Drill Core	69.5	2.8	<0.05	<0.005	<1	<0.5	0.8	0.38	
DUP 1472355	QC	72.6	2.6	<0.05	<0.005	<1	<0.5	0.9	0.38	
Reference Materials										
STD AGPROOF	Standard									<0.9
STD DS11	Standard								0.25	
STD DS11	Standard								0.26	
STD DS11	Standard								0.24	
STD DS11	Standard								0.30	
STD OREAS25A-4A	Standard	62.3	4.2	0.11	<0.005	1	<0.5	<0.5		
STD OREAS25A-4A	Standard	57.6	4.2	0.08	<0.005	3	<0.5	<0.5		
STD OREAS25A-4A	Standard	54.1	3.9	<0.05	<0.005	2	<0.5	<0.5		
STD OREAS25A-4A	Standard	64.2	4.0	0.13	<0.005	1	<0.5	<0.5		
STD OREAS25A-4A	Standard	62.8	4.2	0.10	<0.005	3	<0.5	<0.5		
STD OREAS45E	Standard	19.9	2.9	0.09	<0.005	2	<0.5	<0.5		
STD OREAS45E	Standard	20.9	3.1	0.11	<0.005	4	<0.5	<0.5		
STD OREAS45EA	Standard								<0.01	
STD OREAS45EA	Standard								<0.01	
STD OREAS45E	Standard	23.9	3.0	0.11	<0.005	2	<0.5	<0.5		
STD OREAS45E	Standard	23.1	2.9	0.12	<0.005	3	<0.5	<0.5		
STD OREAS45EA	Standard								<0.01	
STD OREAS45EA	Standard								<0.01	
STD OXC145	Standard									
STD OXC145	Standard									
STD OXC145	Standard									

This report supersedes all previous preliminary and final reports with this file number dated prior to the date on this certificate. Signature indicates final approval; preliminary reports are unsigned and should be used for reference only.

BUREAU VERITAS
MINERAL LABORATORIES
Canada

www.bureauveritas.com/um

Bureau Veritas Commodities Canada Ltd.
9050 Shaughnessy St Vancouver British Columbia V6P 6E5 Canada
PHONE (604) 253-3158

Client: **Goldstrike Resources Ltd.**
1010 - 1130 West Pender St.
Vancouver British Columbia V6E 4A4 Canada

Project: LUC
Report Date: October 18, 2018

QUALITY CONTROL REPORT WHI18000266.1

		WGHT	FA350	MA200	MA200	MA200	MA200	MA200	MA200	MA200	MA200	MA200	MA200	MA200	MA200	MA200	MA200	MA200	MA200	MA200	MA200
		Wgt	Au	Mo	Cu	Pb	Zn	Ag	Ni	Co	Mn	Fe	As	U	Th	Sr	Cd	Sb	Bi	V	Ca
		kg	ppb	ppm	ppm	ppm	ppm	ppm	ppm	ppm	ppm	%	ppm	ppm	ppm	ppm	ppm	ppm	ppm	ppm	%
		0.01	2	0.1	0.1	0.1	1	0.1	0.1	0.2	1	0.01	1	0.1	0.1	1	0.1	0.1	0.1	1	0.01
STD OXC145	Standard		206																		
STD OXC145	Standard		206																		
STD OXH139	Standard		1278																		
STD OXH139	Standard		1339																		
STD OXH139	Standard		1264																		
STD OXH139	Standard		1332																		
STD OXH139	Standard		1308																		
STD OXQ114	Standard																				
STD SP49	Standard																				
STD AGPROOF Expected																					
STD SP49 Expected																					
STD OXQ114 Expected																					
STD OXC145 Expected			212																		
STD OXH139 Expected			1312																		
STD OREAS25A-4A Expected				2.55	33.9	25.2	44.4		45.8	8.2	470	6.6	9.94	2.94	15.8	48.5		0.67	0.35	157	0.309
STD OREAS45E Expected				2.4	780	18.2	46.7	0.311	454	57	570	24.12	16.3	2.41	12.9	15.9	0.06	1	0.28	322	0.065
STD DS11 Expected																					
BLK	Blank		<2																		
BLK	Blank		<2																		
BLK	Blank		<2																		
BLK	Blank		2																		
BLK	Blank		<2																		
BLK	Blank		<2																		
BLK	Blank		<2																		
BLK	Blank		<2																		
BLK	Blank			<0.1	0.4	0.2	<1	<0.1	<0.1	<0.2	3	<0.01	<1	<0.1	<0.1	<1	<0.1	<0.1	<0.1	<1	<0.01
BLK	Blank																				
BLK	Blank		<2																		
BLK	Blank		<2																		

This report supersedes all previous preliminary and final reports with this file number dated prior to the date on this certificate. Signature indicates final approval; preliminary reports are unsigned and should be used for reference only.

BUREAU VERITAS
MINERAL LABORATORIES
Canada

www.bureauveritas.com/um

Bureau Veritas Commodities Canada Ltd.
9050 Shaughnessy St Vancouver British Columbia V6P 6E5 Canada
PHONE (604) 253-3158

Client: **Goldstrike Resources Ltd.**
1010 - 1130 West Pender St.
Vancouver British Columbia V6E 4A4 Canada

Project: LUC
Report Date: October 18, 2018

QUALITY CONTROL REPORT WHI18000266.1

		MA200 P % 0.001	MA200 La ppm 0.1	MA200 Cr ppm 1	MA200 Mg % 0.01	MA200 Ba ppm 1	MA200 Ti % 0.001	MA200 Al % 0.01	MA200 Na % 0.001	MA200 K % 0.01	MA200 W ppm 0.1	MA200 Zr ppm 0.1	MA200 Ce ppm 1	MA200 Sn ppm 0.1	MA200 Y ppm 0.1	MA200 Nb ppm 0.1	MA200 Ta ppm 0.1	MA200 Be ppm 1	MA200 Sc ppm 1	MA200 Li ppm 0.1	MA200 S % 0.1
STD OXC145	Standard																				
STD OXC145	Standard																				
STD OXH139	Standard																				
STD OXH139	Standard																				
STD OXH139	Standard																				
STD OXH139	Standard																				
STD OXH139	Standard																				
STD OXQ114	Standard																				
STD SP49	Standard																				
STD AGPROOF Expected																					
STD SP49 Expected																					
STD OXQ114 Expected																					
STD OXC145 Expected																					
STD OXH139 Expected																					
STD OREAS25A-4A Expected		0.048	21.8	115	0.327	147	0.977	8.87	0.134	0.482	2	155	48.9	4.06	10.5	20.9	1.5	0.93	13.7	36.7	0.047
STD OREAS45E Expected		0.034	11	979	0.156	252	0.559	6.78	0.059	0.324	1.07	97	23.5	1.32	8.28	6.8	0.54		93	6.58	0.046
STD DS11 Expected																					
BLK	Blank																				
BLK	Blank																				
BLK	Blank																				
BLK	Blank																				
BLK	Blank																				
BLK	Blank																				
BLK	Blank																				
BLK	Blank																				
BLK	Blank	<0.001	<0.1	1	<0.01	<1	<0.001	<0.01	0.004	<0.01	<0.1	<0.1	<1	<0.1	<0.1	<0.1	<0.1	<1	<1	<0.1	<0.1
BLK	Blank																				
BLK	Blank																				
BLK	Blank																				

This report supersedes all previous preliminary and final reports with this file number dated prior to the date on this certificate. Signature indicates final approval; preliminary reports are unsigned and should be used for reference only.

BUREAU VERITAS
MINERAL LABORATORIES
Canada

www.bureauveritas.com/um

Bureau Veritas Commodities Canada Ltd.
9050 Shaughnessy St Vancouver British Columbia V6P 6E5 Canada
PHONE (604) 253-3158

Client: **Goldstrike Resources Ltd.**
1010 - 1130 West Pender St.
Vancouver British Columbia V6E 4A4 Canada

Project: LUC
Report Date: October 18, 2018

QUALITY CONTROL REPORT WHI18000266.1

		MA200 Rb ppm 0.1	MA200 Hf ppm 0.1	MA200 In ppm 0.05	MA200 Re ppm 0.005	MA200 Se ppm 1	MA200 Te ppm 0.5	MA200 Tl ppm 0.5	AQ200 Hg ppm 0.01	FA550 Au gm/t 0.9
STD OXC145	Standard									
STD OXC145	Standard									
STD OXH139	Standard									
STD OXH139	Standard									
STD OXH139	Standard									
STD OXH139	Standard									
STD OXH139	Standard									
STD OXQ114	Standard									35.5
STD SP49	Standard									17.5
STD AGPROOF Expected										0
STD SP49 Expected										18.34
STD OXQ114 Expected										35.2
STD OXC145 Expected										
STD OXH139 Expected										
STD OREAS25A-4A Expected		61	4.28	0.09		2.5		0.35		
STD OREAS45E Expected		21.2	3.11	0.099		2.97	0.1	0.15		
STD DS11 Expected									0.26	
BLK	Blank									
BLK	Blank									
BLK	Blank									
BLK	Blank									
BLK	Blank									
BLK	Blank									
BLK	Blank									
BLK	Blank									
BLK	Blank	0.1	<0.1	<0.05	<0.005	<1	<0.5	<0.5		
BLK	Blank									<0.9
BLK	Blank									
BLK	Blank									

This report supersedes all previous preliminary and final reports with this file number dated prior to the date on this certificate. Signature indicates final approval; preliminary reports are unsigned and should be used for reference only.

BUREAU VERITAS
MINERAL LABORATORIES
Canada

www.bureauveritas.com/um

Bureau Veritas Commodities Canada Ltd.
9050 Shaughnessy St Vancouver British Columbia V6P 6E5 Canada
PHONE (604) 253-3158

Client: **Goldstrike Resources Ltd.**
1010 - 1130 West Pender St.
Vancouver British Columbia V6E 4A4 Canada

Project: LUC
Report Date: October 18, 2018

QUALITY CONTROL REPORT WHI18000266.1

		WGHT	FA350	MA200	MA200	MA200	MA200	MA200	MA200	MA200	MA200	MA200	MA200	MA200	MA200	MA200	MA200	MA200	MA200	MA200	MA200
		Wgt	Au	Mo	Cu	Pb	Zn	Ag	Ni	Co	Mn	Fe	As	U	Th	Sr	Cd	Sb	Bi	V	Ca
		kg	ppb	ppm	ppm	ppm	ppm	ppm	ppm	ppm	ppm	%	ppm	ppm	ppm	ppm	ppm	ppm	ppm	ppm	%
		0.01	2	0.1	0.1	0.1	1	0.1	0.1	0.2	1	0.01	1	0.1	0.1	1	0.1	0.1	0.1	1	0.01
BLK	Blank			<0.1	0.4	<0.1	<1	<0.1	<0.1	<0.2	1	<0.01	2	<0.1	<0.1	<1	<0.1	<0.1	<0.1	<1	<0.01
BLK	Blank			<0.1	<0.1	<0.1	<1	<0.1	0.3	<0.2	<1	<0.01	<1	<0.1	<0.1	<1	<0.1	<0.1	<0.1	<1	<0.01
BLK	Blank																				
BLK	Blank																				
BLK	Blank			<0.1	<0.1	<0.1	<1	<0.1	<0.1	<0.2	<1	<0.01	<1	<0.1	<0.1	1	<0.1	<0.1	<0.1	<1	<0.01
BLK	Blank			<0.1	0.1	<0.1	<1	<0.1	<0.1	<0.2	<1	<0.01	<1	<0.1	<0.1	<1	<0.1	<0.1	<0.1	<1	<0.01
BLK	Blank																				
BLK	Blank																				
Prep Wash																					
ROCK-WHI	Prep Blank		<2	1.3	6.2	5.2	37	<0.1	0.6	3.6	630	1.99	<1	1.2	2.7	175	<0.1	0.2	<0.1	30	1.32
ROCK-WHI	Prep Blank		<2	1.2	5.2	3.0	40	<0.1	1.3	3.9	607	2.00	2	1.1	2.7	191	<0.1	0.1	<0.1	33	1.44

This report supersedes all previous preliminary and final reports with this file number dated prior to the date on this certificate. Signature indicates final approval; preliminary reports are unsigned and should be used for reference only.

BUREAU VERITAS
MINERAL LABORATORIES
Canada

www.bureauveritas.com/um

Bureau Veritas Commodities Canada Ltd.
9050 Shaughnessy St Vancouver British Columbia V6P 6E5 Canada
PHONE (604) 253-3158

Client: **Goldstrike Resources Ltd.**
1010 - 1130 West Pender St.
Vancouver British Columbia V6E 4A4 Canada

Project: LUC
Report Date: October 18, 2018

QUALITY CONTROL REPORT WHI18000266.1

		MA200 P % 0.001	MA200 La ppm 0.1	MA200 Cr ppm 1	MA200 Mg % 0.01	MA200 Ba ppm 1	MA200 Ti % 0.001	MA200 Al % 0.01	MA200 Na % 0.001	MA200 K % 0.01	MA200 W ppm 0.1	MA200 Zr ppm 0.1	MA200 Ce ppm 1	MA200 Sn ppm 0.1	MA200 Y ppm 0.1	MA200 Nb ppm 0.1	MA200 Ta ppm 0.1	MA200 Be ppm 1	MA200 Sc ppm 1	MA200 Li ppm 0.1	MA200 S % 0.1
BLK	Blank	<0.001	<0.1	2	<0.01	<1	<0.001	<0.01	0.004	<0.01	<0.1	<0.1	<1	<0.1	<0.1	<0.1	<0.1	<1	<1	<0.1	<0.1
BLK	Blank	<0.001	<0.1	<1	<0.01	<1	<0.001	<0.01	0.005	<0.01	<0.1	<0.1	<1	<0.1	<0.1	<0.1	<0.1	<1	<1	<0.1	<0.1
BLK	Blank																				
BLK	Blank																				
BLK	Blank	<0.001	<0.1	<1	<0.01	1	<0.001	<0.01	<0.001	<0.01	<0.1	0.1	<1	<0.1	<0.1	<0.1	<0.1	<1	<1	<0.1	<0.1
BLK	Blank	<0.001	<0.1	<1	<0.01	<1	<0.001	<0.01	0.005	<0.01	<0.1	0.3	<1	<0.1	<0.1	<0.1	<0.1	<1	<1	<0.1	<0.1
BLK	Blank																				
BLK	Blank																				
Prep Wash																					
ROCK-WHI	Prep Blank	0.039	12.5	2	0.51	766	0.186	6.90	3.386	1.63	0.3	51.1	24	0.9	14.3	4.9	0.3	<1	6	2.2	<0.1
ROCK-WHI	Prep Blank	0.049	12.9	4	0.55	826	0.201	6.93	3.383	1.76	0.3	50.7	23	0.7	15.0	5.1	0.4	<1	6	2.4	<0.1

This report supersedes all previous preliminary and final reports with this file number dated prior to the date on this certificate. Signature indicates final approval; preliminary reports are unsigned and should be used for reference only.

BUREAU VERITAS
MINERAL LABORATORIES
Canada

www.bureauveritas.com/um

Bureau Veritas Commodities Canada Ltd.

9050 Shaughnessy St Vancouver British Columbia V6P 6E5 Canada
PHONE (604) 253-3158

Client: **Goldstrike Resources Ltd.**
1010 - 1130 West Pender St.
Vancouver British Columbia V6E 4A4 Canada

Project: LUC
Report Date: October 18, 2018

QUALITY CONTROL REPORT WHI18000266.1

		MA200 Rb ppm 0.1	MA200 Hf ppm 0.1	MA200 In ppm 0.05	MA200 Re ppm 0.005	MA200 Se ppm 1	MA200 Te ppm 0.5	MA200 Tl ppm 0.5	AQ200 Hg ppm 0.01	FA550 Au gm/t 0.9
BLK	Blank	<0.1	<0.1	<0.05	<0.005	<1	<0.5	<0.5		
BLK	Blank	0.2	<0.1	<0.05	<0.005	<1	<0.5	<0.5		
BLK	Blank								0.01	
BLK	Blank								<0.01	
BLK	Blank	<0.1	<0.1	<0.05	<0.005	<1	<0.5	<0.5		
BLK	Blank	0.2	<0.1	<0.05	<0.005	<1	<0.5	<0.5		
BLK	Blank								<0.01	
BLK	Blank								<0.01	
Prep Wash										
ROCK-WHI	Prep Blank	32.3	1.5	<0.05	<0.005	<1	<0.5	<0.5	<0.01	
ROCK-WHI	Prep Blank	32.0	1.6	<0.05	<0.005	<1	<0.5	<0.5	<0.01	

This report supersedes all previous preliminary and final reports with this file number dated prior to the date on this certificate. Signature indicates final approval; preliminary reports are unsigned and should be used for reference only.

DDLS-18-05 Assay Certificate WHI18000325.1

BUREAU VERITAS
MINERAL LABORATORIES
Canada

www.bureauveritas.com/um

Bureau Veritas Commodities Canada Ltd.
9050 Shaughnessy St Vancouver British Columbia V6P 6E5 Canada
PHONE (604) 253-3158

Client: **Goldstrike Resources Ltd.**
1010 - 1130 West Pender St.
Vancouver British Columbia V6E 4A4 Canada

Submitted By: Dan Ferraro
Receiving Lab: Canada-Whitehorse
Received: July 11, 2018
Report Date: October 18, 2018

CERTIFICATE OF ANALYSIS WHI18000325.1

CLIENT JOB INFORMATION

Project: LUC
Shipment ID: DDLS-18-05
P.O. Number
Number of Samples: 144

SAMPLE DISPOSAL

STOR-PLP Store After 90 days Invoice for Storage
STOR-RJT Store After 60 days Invoice for Storage

Bureau Veritas does not accept responsibility for samples left at the laboratory after 90 days without prior written instructions for sample storage or return.

SAMPLE PREPARATION AND ANALYTICAL PROCEDURES

Procedure Code	Number of Samples	Code Description	Test Wgt (g)	Report Status	Lab
PRP70-250	132	Crush, split and pulverize 250 g rock to 200 mesh			WHI
SLBHP	12	Sort, label and box pulps			WHI
PULSW	132	Extra Wash with Silica between each sample			VAN
FA350-Au	144	50g Fire assay fusion Au by ICP-ES	50	Completed	VAN
EN002	144	Environmental disposal charge-Fire assay lead waste			VAN
MA200	144	4 Acid digestion ICP-MS analysis	0.25	Completed	VAN
AQ200-HG	144	Hg by AR digestion ICP-MS analysis	0.5	Completed	VAN
SHP01	144	Per sample shipping charges for branch shipments			VAN

ADDITIONAL COMMENTS

Invoice To: Luckystrike Resources Ltd.
1010 – 1130 West Pender Street
Vancouver British Columbia V6E 4A4
Canada

CC: Daithi Mac Gerailt

BRITISH COLUMBIA CERTIFIED ASSAYER
Marcus Lau
MARCUS LAU
Production Manager

This report supersedes all previous preliminary and final reports with this file number dated prior to the date on this certificate. Signature indicates final approval; preliminary reports are unsigned and should be used for reference only.
All results are considered the confidential property of the client. Bureau Veritas assumes the liabilities for actual cost of analysis only. Results apply to samples as submitted.
"*" asterisk indicates that an analytical result could not be provided due to unusually high levels of interference from other elements.

BUREAU VERITAS
MINERAL LABORATORIES
Canada

www.bureauveritas.com/um

Bureau Veritas Commodities Canada Ltd.

9050 Shaughnessy St Vancouver British Columbia V6P 6E5 Canada
PHONE (604) 253-3158

Client: **Goldstrike Resources Ltd.**
1010 - 1130 West Pender St.
Vancouver British Columbia V6E 4A4 Canada

Project: LUC
Report Date: October 18, 2018

CERTIFICATE OF ANALYSIS WHI18000325.1

	Method	WGHT	FA350	MA200	MA200	MA200	MA200	MA200	MA200	MA200	MA200	MA200	MA200	MA200	MA200	MA200	MA200	MA200	MA200	MA200	MA200
	Analyte	Wgt	Au	Mo	Cu	Pb	Zn	Ag	Ni	Co	Mn	Fe	As	U	Th	Sr	Cd	Sb	Bi	V	Ca
	Unit	kg	ppb	ppm	ppm	ppm	ppm	ppm	ppm	ppm	ppm	%	ppm	ppm	ppm	ppm	ppm	ppm	ppm	ppm	%
	MDL	0.01	2	0.1	0.1	0.1	1	0.1	0.1	0.2	1	0.01	1	0.1	0.1	1	0.1	0.1	0.1	1	0.01
1472365	Drill Core	4.54	41	4.7	46.7	15.2	89	0.9	34.6	30.9	1089	6.96	8	1.3	4.0	164	0.1	4.3	<0.1	308	1.13
1472366	Drill Core	2.62	16	6.2	33.6	14.0	75	1.7	28.7	24.1	669	5.24	7	1.1	4.2	179	0.2	2.5	<0.1	274	0.37
1472367	Drill Core	3.51	35	3.2	25.5	17.0	130	4.1	32.5	20.6	916	5.26	7	0.6	5.0	280	0.4	1.9	<0.1	144	0.23
1472368	Drill Core	2.90	47	3.3	20.6	8.1	44	1.8	16.3	11.5	682	3.28	4	0.7	5.6	176	0.3	1.8	<0.1	94	0.21
1472369	Drill Core	2.90	4	0.5	20.1	5.9	52	0.4	6.1	12.4	405	3.20	5	0.6	5.0	141	<0.1	1.0	<0.1	91	0.31
1472370	Drill Core	2.59	12	0.9	30.5	6.4	84	0.4	6.9	14.8	622	4.20	3	0.5	3.6	74	0.2	1.3	<0.1	126	0.25
1472371	Drill Core	3.61	6	1.8	99.3	8.6	107	0.2	9.4	18.5	672	4.72	6	1.0	3.1	58	0.1	2.6	0.3	139	0.95
1472372	Drill Core	3.95	<2	2.3	36.7	7.1	72	<0.1	15.4	22.8	800	5.13	5	0.6	2.3	210	0.2	1.1	0.3	161	6.75
1472373	Drill Core	4.68	6	3.6	9.2	6.1	58	<0.1	17.2	21.3	1041	4.69	6	0.6	2.6	166	0.1	0.7	<0.1	140	7.19
1472374	Drill Core	3.31	4	11.5	6.9	7.7	53	<0.1	17.0	19.7	835	4.50	5	0.7	2.3	179	<0.1	0.5	0.1	136	5.65
1472375	Rock Pulp	0.05	2	3.3	23.5	4.3	42	0.4	21.5	11.3	504	2.47	4	0.8	1.9	248	0.3	0.9	<0.1	83	1.74
1472376	Rock Pulp	0.06	249	199.9	1895.0	41.8	277	0.6	37.4	14.1	767	4.19	15	0.8	2.2	282	1.0	1.8	0.3	122	2.52
1472377	Drill Core	2.35	<2	1.3	16.8	6.2	54	<0.1	20.2	18.3	752	4.68	6	1.5	3.7	223	<0.1	0.3	<0.1	157	5.61
1472378	Drill Core	4.04	<2	1.0	12.9	5.5	53	<0.1	15.8	18.5	776	4.26	4	1.0	2.9	228	0.2	0.4	<0.1	138	4.94
1472379	Drill Core	4.20	<2	0.8	7.3	6.1	49	<0.1	15.0	19.4	656	4.09	5	0.9	3.4	278	<0.1	0.2	<0.1	131	4.63
1472380	Drill Core	2.98	<2	1.8	17.5	5.7	46	<0.1	13.3	17.1	613	3.85	4	1.0	4.3	213	<0.1	0.2	<0.1	134	3.97
1472381	Drill Core	5.52	2	1.0	18.9	4.5	61	<0.1	10.5	18.7	1069	5.46	8	0.9	3.0	149	<0.1	0.3	<0.1	188	5.03
1472382	Drill Core	5.47	<2	0.6	15.4	5.1	48	<0.1	14.9	18.6	913	4.56	5	0.9	3.4	270	<0.1	0.2	<0.1	154	3.74
1472383	Drill Core	4.08	<2	0.5	6.7	4.1	48	<0.1	19.0	19.1	708	4.05	4	0.9	3.4	315	<0.1	0.2	<0.1	136	5.40
1472384	Drill Core	4.44	3	0.6	21.4	5.5	56	<0.1	12.3	19.4	651	4.55	5	1.1	3.7	247	<0.1	0.3	<0.1	170	5.58
1472385	Drill Core	4.76	4	1.6	75.2	5.9	47	<0.1	4.7	9.5	672	3.94	5	0.7	3.4	90	<0.1	0.3	<0.1	60	2.77
1472386	Drill Core	3.82	4	0.6	34.3	7.1	42	0.2	2.4	5.8	485	3.18	4	0.3	3.1	80	<0.1	0.3	0.2	27	0.38
1472387	Drill Core	4.18	28	0.3	59.6	4.4	49	0.1	2.4	5.6	322	3.09	4	0.3	4.2	74	<0.1	0.1	0.4	25	0.40
1472388	Drill Core	5.28	39	0.3	151.3	3.8	43	0.3	2.5	6.2	419	2.22	8	0.3	1.9	107	0.2	0.3	<0.1	33	1.84
1472389	Drill Core	4.39	46	0.6	63.0	6.7	64	0.3	8.5	10.1	629	3.07	6	0.4	2.2	93	0.2	0.4	<0.1	62	2.32
1472390	Drill Core	3.28	2	0.9	30.9	10.7	65	<0.1	8.1	8.4	589	3.01	5	0.5	2.3	175	0.2	0.3	<0.1	71	2.20
1472391	Drill Core	3.37	24	1.2	20.0	6.1	80	<0.1	15.1	20.8	881	4.37	5	1.1	4.1	169	0.2	0.4	<0.1	128	3.33
1472392	Drill Core	5.62	14	0.7	14.4	3.9	73	<0.1	8.0	26.0	1082	5.70	3	0.7	1.9	208	0.1	0.2	<0.1	231	5.85
1472393	Drill Core	5.88	30	0.9	23.5	4.3	58	<0.1	12.1	24.2	924	4.66	4	1.0	3.3	233	0.1	0.2	<0.1	149	5.59
1472394	Drill Core	4.63	10	1.1	13.5	4.5	76	<0.1	9.5	27.8	1028	5.65	5	0.7	1.9	219	0.2	0.2	<0.1	212	5.34

This report supersedes all previous preliminary and final reports with this file number dated prior to the date on this certificate. Signature indicates final approval; preliminary reports are unsigned and should be used for reference only.

BUREAU VERITAS MINERAL LABORATORIES Canada

www.bureauveritas.com/um

Bureau Veritas Commodities Canada Ltd.

9050 Shaughnessy St Vancouver British Columbia V6P 6E5 Canada
PHONE (604) 253-3158

Client: **Goldstrike Resources Ltd.**
1010 - 1130 West Pender St.
Vancouver British Columbia V6E 4A4 Canada

Project: LUC
Report Date: October 18, 2018

CERTIFICATE OF ANALYSIS WHI18000325.1

	Method	MA200	MA200	MA200	MA200	MA200	MA200	MA200	MA200	MA200	MA200	MA200	MA200	MA200	MA200	MA200	MA200	MA200	MA200	MA200	MA200
	Analyte	P	La	Cr	Mg	Ba	Ti	Al	Na	K	W	Zr	Ce	Sn	Y	Nb	Ta	Be	Sc	Li	S
	Unit	%	ppm	ppm	%	ppm	%	%	%	%	ppm	ppm	ppm	ppm	ppm	ppm	ppm	ppm	ppm	ppm	%
	MDL	0.001	0.1	1	0.01	1	0.001	0.01	0.001	0.01	0.1	0.1	1	0.1	0.1	0.1	0.1	1	1	0.1	0.1
1472365	Drill Core	0.066	17.7	58	0.48	567	0.627	7.59	0.823	0.99	6.0	19.1	35	1.4	19.3	4.2	0.3	1	30	24.7	<0.1
1472366	Drill Core	0.064	15.2	58	0.41	398	0.639	7.09	2.625	0.97	10.6	11.6	31	1.0	13.1	2.4	0.1	1	29	15.1	<0.1
1472367	Drill Core	0.068	18.8	43	0.12	406	0.186	6.98	3.558	0.48	4.6	9.1	36	0.6	12.4	1.8	0.1	<1	22	16.5	<0.1
1472368	Drill Core	0.039	15.3	31	0.19	578	0.136	6.82	2.871	1.11	4.6	10.0	27	0.8	9.7	2.9	0.2	1	15	15.9	<0.1
1472369	Drill Core	0.030	10.0	21	0.45	850	0.183	6.65	1.719	1.35	1.1	5.8	19	1.0	8.8	3.8	0.3	<1	15	19.8	<0.1
1472370	Drill Core	0.042	11.8	20	0.56	628	0.271	6.79	0.956	1.54	2.5	6.0	23	1.0	12.8	3.8	0.3	<1	21	23.9	<0.1
1472371	Drill Core	0.071	11.8	40	0.54	809	0.404	7.70	0.429	1.84	3.0	7.5	25	1.8	13.1	5.4	0.4	1	25	25.5	<0.1
1472372	Drill Core	0.072	10.1	103	0.93	1026	0.500	7.63	1.272	1.71	1.9	6.9	21	1.1	16.6	6.1	0.4	<1	25	9.6	<0.1
1472373	Drill Core	0.073	11.7	68	0.57	657	0.423	7.35	1.875	1.71	2.0	6.9	23	1.0	17.0	3.8	0.3	<1	21	11.2	<0.1
1472374	Drill Core	0.075	10.5	64	0.66	570	0.430	7.24	2.292	1.48	1.1	5.9	21	1.2	12.7	4.5	0.3	<1	20	11.2	<0.1
1472375	Rock Pulp	0.051	9.5	34	0.79	485	0.273	5.06	2.108	0.83	26.8	36.5	18	0.8	13.6	3.4	0.2	<1	10	11.8	<0.1
1472376	Rock Pulp	0.057	11.7	58	1.28	607	0.358	6.08	2.246	0.82	8.6	29.9	22	1.9	15.8	4.3	0.3	<1	16	16.1	0.3
1472377	Drill Core	0.071	14.9	85	0.91	826	0.494	7.54	2.290	1.63	0.7	6.7	25	1.3	16.5	7.6	0.5	1	24	10.1	<0.1
1472378	Drill Core	0.067	12.4	66	0.92	712	0.426	7.30	2.013	1.62	1.2	6.7	23	1.0	16.0	5.8	0.4	1	21	10.5	<0.1
1472379	Drill Core	0.077	11.8	53	1.11	637	0.439	7.59	2.496	1.47	0.6	8.4	25	1.3	13.6	5.3	0.4	<1	20	10.5	<0.1
1472380	Drill Core	0.076	11.9	49	0.88	498	0.454	7.46	3.026	1.27	0.5	8.3	28	1.1	14.0	9.1	0.6	<1	20	12.6	<0.1
1472381	Drill Core	0.061	12.4	31	1.09	886	0.422	6.41	1.426	1.68	0.9	7.6	25	0.9	16.9	4.4	0.3	<1	17	15.2	<0.1
1472382	Drill Core	0.068	10.5	51	1.09	964	0.426	7.40	2.535	1.34	0.7	8.4	25	1.0	13.9	5.7	0.4	1	19	10.1	<0.1
1472383	Drill Core	0.074	12.6	66	1.12	546	0.430	7.50	2.277	1.40	0.5	7.1	26	1.6	16.3	5.4	0.4	<1	20	9.7	<0.1
1472384	Drill Core	0.084	13.0	54	1.16	478	0.477	7.71	2.355	1.26	0.4	8.4	27	1.3	16.6	5.1	0.4	1	25	9.6	<0.1
1472385	Drill Core	0.053	9.3	18	0.30	489	0.284	6.65	2.032	0.87	0.9	9.2	20	1.1	12.8	5.5	0.4	<1	15	18.8	<0.1
1472386	Drill Core	0.035	9.6	6	0.26	474	0.171	6.75	2.238	0.92	1.3	8.5	20	0.9	10.6	5.0	0.4	1	11	16.1	<0.1
1472387	Drill Core	0.040	12.7	6	0.26	911	0.204	6.36	2.152	1.03	1.2	8.1	25	1.9	10.3	6.0	0.4	<1	13	16.1	<0.1
1472388	Drill Core	0.029	7.3	6	0.22	1687	0.104	5.01	1.772	0.75	2.3	3.3	14	0.3	9.2	2.9	0.2	1	5	13.9	<0.1
1472389	Drill Core	0.032	8.8	21	0.30	932	0.165	5.70	2.167	0.96	2.3	4.8	18	1.3	10.3	3.2	0.2	<1	12	14.9	<0.1
1472390	Drill Core	0.050	6.6	29	0.35	727	0.231	7.08	2.651	1.01	0.7	4.8	14	1.3	10.8	5.3	0.3	<1	13	15.5	<0.1
1472391	Drill Core	0.057	11.0	48	0.64	608	0.380	7.14	2.139	1.47	1.6	7.3	27	2.6	16.2	5.9	0.4	<1	19	12.2	<0.1
1472392	Drill Core	0.058	8.4	40	1.98	1445	0.479	7.71	1.691	1.24	1.1	6.6	18	1.3	16.2	3.8	0.2	<1	29	9.8	<0.1
1472393	Drill Core	0.056	12.1	52	1.56	526	0.404	7.34	2.317	1.46	1.6	7.4	25	1.5	15.8	5.3	0.3	<1	22	12.0	<0.1
1472394	Drill Core	0.050	7.9	49	2.54	913	0.449	7.16	1.750	1.53	2.0	6.5	17	1.2	14.9	3.8	0.2	<1	27	17.3	<0.1

This report supersedes all previous preliminary and final reports with this file number dated prior to the date on this certificate. Signature indicates final approval; preliminary reports are unsigned and should be used for reference only.

BUREAU VERITAS
MINERAL LABORATORIES
Canada

www.bureauveritas.com/um

Bureau Veritas Commodities Canada Ltd.

9050 Shaughnessy St Vancouver British Columbia V6P 6E5 Canada
PHONE (604) 253-3158

Client: **Goldstrike Resources Ltd.**
1010 - 1130 West Pender St.
Vancouver British Columbia V6E 4A4 Canada

Project: LUC
Report Date: October 18, 2018

CERTIFICATE OF ANALYSIS WHI18000325.1

	Method	MA200	MA200	MA200	MA200	MA200	MA200	MA200	AQ200
	Analyte	Rb	Hf	In	Re	Se	Te	Tl	Hg
	Unit	ppm	ppm	ppm	ppm	ppm	ppm	ppm	ppm
	MDL	0.1	0.1	0.05	0.005	1	0.5	0.5	0.01
1472365	Drill Core	41.6	0.8	0.07	<0.005	<1	<0.5	<0.5	0.04
1472366	Drill Core	39.1	0.5	0.06	<0.005	<1	<0.5	<0.5	0.10
1472367	Drill Core	10.7	0.3	0.06	<0.005	<1	1.4	<0.5	1.98
1472368	Drill Core	29.4	0.3	<0.05	<0.005	<1	<0.5	<0.5	0.31
1472369	Drill Core	46.8	0.3	<0.05	<0.005	<1	<0.5	<0.5	0.16
1472370	Drill Core	53.0	0.3	0.11	<0.005	<1	<0.5	<0.5	0.08
1472371	Drill Core	59.8	0.4	0.08	<0.005	<1	<0.5	<0.5	0.01
1472372	Drill Core	52.6	0.4	0.07	<0.005	<1	0.6	<0.5	<0.01
1472373	Drill Core	53.7	0.4	<0.05	<0.005	<1	0.7	<0.5	<0.01
1472374	Drill Core	47.1	0.3	<0.05	<0.005	<1	0.6	<0.5	<0.01
1472375	Rock Pulp	24.5	1.2	<0.05	<0.005	<1	<0.5	<0.5	0.03
1472376	Rock Pulp	24.1	1.0	0.14	0.104	<1	<0.5	<0.5	0.11
1472377	Drill Core	60.5	0.3	0.09	<0.005	<1	0.6	<0.5	<0.01
1472378	Drill Core	53.8	0.4	<0.05	<0.005	<1	<0.5	<0.5	<0.01
1472379	Drill Core	46.9	0.4	<0.05	<0.005	<1	<0.5	<0.5	<0.01
1472380	Drill Core	40.6	0.3	0.09	<0.005	<1	<0.5	<0.5	<0.01
1472381	Drill Core	56.6	0.3	<0.05	<0.005	<1	<0.5	<0.5	<0.01
1472382	Drill Core	48.3	0.4	0.05	<0.005	<1	<0.5	<0.5	<0.01
1472383	Drill Core	41.1	0.4	0.06	<0.005	<1	<0.5	<0.5	<0.01
1472384	Drill Core	37.7	0.4	<0.05	<0.005	<1	0.5	<0.5	<0.01
1472385	Drill Core	26.5	0.4	0.07	<0.005	<1	<0.5	<0.5	<0.01
1472386	Drill Core	31.7	0.3	0.07	<0.005	<1	<0.5	<0.5	<0.01
1472387	Drill Core	34.2	0.3	0.08	<0.005	1	<0.5	<0.5	<0.01
1472388	Drill Core	16.6	0.1	<0.05	<0.005	<1	<0.5	<0.5	0.01
1472389	Drill Core	26.9	0.2	<0.05	<0.005	<1	<0.5	<0.5	<0.01
1472390	Drill Core	26.9	0.2	<0.05	<0.005	<1	<0.5	<0.5	<0.01
1472391	Drill Core	44.1	0.3	<0.05	<0.005	<1	<0.5	<0.5	<0.01
1472392	Drill Core	36.5	0.4	<0.05	<0.005	<1	<0.5	<0.5	<0.01
1472393	Drill Core	43.5	0.4	<0.05	<0.005	1	0.7	<0.5	<0.01
1472394	Drill Core	48.2	0.3	<0.05	<0.005	1	0.8	<0.5	<0.01

This report supersedes all previous preliminary and final reports with this file number dated prior to the date on this certificate. Signature indicates final approval; preliminary reports are unsigned and should be used for reference only.

BUREAU VERITAS
MINERAL LABORATORIES
Canada

www.bureauveritas.com/um

Bureau Veritas Commodities Canada Ltd.

9050 Shaughnessy St Vancouver British Columbia V6P 6E5 Canada
PHONE (604) 253-3158

Client: **Goldstrike Resources Ltd.**
1010 - 1130 West Pender St.
Vancouver British Columbia V6E 4A4 Canada

Project: LUC
Report Date: October 18, 2018

CERTIFICATE OF ANALYSIS WHI18000325.1

	Method	WGHT	FA350	MA200	MA200	MA200	MA200	MA200	MA200	MA200	MA200	MA200	MA200	MA200	MA200	MA200	MA200	MA200	MA200	MA200	MA200
	Analyte	Wgt	Au	Mo	Cu	Pb	Zn	Ag	Ni	Co	Mn	Fe	As	U	Th	Sr	Cd	Sb	Bi	V	Ca
	Unit	kg	ppb	ppm	ppm	ppm	ppm	ppm	ppm	ppm	ppm	%	ppm	ppm	ppm	ppm	ppm	ppm	ppm	ppm	%
	MDL	0.01	2	0.1	0.1	0.1	1	0.1	0.1	0.2	1	0.01	1	0.1	0.1	1	0.1	0.1	0.1	1	0.01
1472395	Drill Core	2.21	<2	0.8	8.3	4.0	74	<0.1	23.0	23.8	1008	5.10	6	0.8	2.4	231	<0.1	0.2	<0.1	160	4.68
1472396	Drill Core	3.94	<2	1.5	28.1	3.2	98	<0.1	64.7	27.5	1171	5.72	8	0.6	1.1	220	0.2	0.2	<0.1	190	5.38
1472397	Drill Core	4.29	<2	2.1	7.9	4.4	71	<0.1	17.5	19.9	1080	4.88	5	0.8	2.5	279	0.1	<0.1	<0.1	149	4.97
1472398	Drill Core	5.41	<2	1.7	14.1	5.5	67	0.1	13.2	22.0	902	4.61	4	0.9	3.2	222	<0.1	<0.1	<0.1	129	4.11
1472399	Drill Core	3.04	<2	1.8	54.6	4.9	54	<0.1	12.0	24.6	761	4.71	5	0.7	3.0	209	<0.1	0.1	<0.1	159	4.22
1472400	Rock Pulp	0.06	3	2.9	24.1	4.3	42	0.4	23.0	11.8	488	2.56	4	0.7	1.8	232	0.1	0.7	<0.1	89	1.84
1472401	Rock Pulp	0.09	531	50.2	>10000	971.6	>10000	63.3	19.1	3.2	715	12.63	126	4.3	0.1	53	238.7	51.1	9.6	46	1.60
1472402	Drill Core	4.25	2	2.9	27.3	5.4	63	<0.1	14.0	26.4	852	4.71	5	1.1	3.7	222	0.1	0.2	<0.1	143	3.71
1472403	Drill Core	3.36	6	6.4	24.6	5.4	82	0.2	25.6	33.8	1181	5.18	4	1.1	3.2	261	0.1	0.2	<0.1	164	5.85
1472404	Drill Core	5.66	<2	2.7	20.4	5.0	59	<0.1	8.7	21.8	850	4.20	5	1.0	2.9	169	0.1	0.2	<0.1	113	4.93
1472405	Drill Core	3.04	<2	1.4	17.0	6.4	77	<0.1	12.5	15.9	733	4.17	5	1.2	4.6	142	<0.1	0.3	<0.1	104	3.70
1472406	Drill Core	3.73	<2	2.3	17.6	5.8	70	<0.1	18.8	14.2	771	3.93	5	0.8	4.9	107	<0.1	0.4	<0.1	119	3.52
1472407	Drill Core	4.45	26	2.6	22.1	6.8	56	0.2	8.6	11.4	731	3.74	5	0.8	4.3	169	<0.1	0.2	<0.1	54	3.64
1472408	Drill Core	4.41	5	2.9	18.0	9.1	65	<0.1	18.9	22.4	1178	5.34	6	0.9	2.8	112	<0.1	0.4	<0.1	156	3.03
1472409	Drill Core	4.55	5	1.7	102.6	5.6	62	<0.1	17.5	26.6	878	5.90	6	0.9	3.3	117	0.1	0.4	<0.1	166	2.53
1472410	Drill Core	3.56	3	2.7	122.9	4.8	67	0.1	20.2	24.2	709	5.69	6	1.0	2.9	162	0.1	0.3	<0.1	174	3.52
1472411	Drill Core	4.22	<2	2.3	64.6	4.7	54	<0.1	34.0	27.5	1160	5.37	6	1.3	4.2	157	<0.1	0.3	<0.1	152	3.13
1472412	Drill Core	4.77	<2	1.9	21.3	4.5	61	<0.1	25.0	21.4	982	4.77	5	0.9	3.4	227	0.1	0.2	<0.1	137	5.99
1472413	Drill Core	3.72	<2	1.7	29.6	4.6	55	<0.1	21.7	20.9	721	4.77	4	1.0	3.4	220	0.1	0.3	<0.1	150	4.54
1472414	Drill Core	5.36	<2	0.8	30.7	17.3	60	<0.1	16.7	18.5	727	4.39	4	1.1	3.4	243	<0.1	0.2	0.1	141	3.34
1472415	Drill Core	3.89	36	1.4	51.7	15.8	65	<0.1	14.4	20.4	885	4.82	3	0.9	2.7	175	0.1	0.2	0.1	152	2.90
1472416	Drill Core	3.51	3	1.4	32.2	5.8	70	<0.1	39.9	24.6	968	4.67	4	1.0	2.8	226	<0.1	0.3	<0.1	161	4.94
1472417	Drill Core	4.76	9	1.2	31.9	5.7	79	<0.1	9.4	23.0	794	5.83	4	1.1	3.0	198	<0.1	0.2	<0.1	218	2.87
1472418	Drill Core	3.74	13	0.7	46.0	5.2	71	<0.1	9.5	18.9	876	4.67	2	0.9	3.4	199	<0.1	0.2	<0.1	147	3.38
1472419	Drill Core	4.11	4	0.7	15.5	4.1	95	<0.1	3.6	24.8	1370	6.90	3	0.7	2.2	211	0.1	0.1	<0.1	299	3.79
1472420	Drill Core	5.08	12	1.2	26.2	4.3	67	<0.1	8.5	23.5	855	5.41	4	0.8	2.6	196	<0.1	0.2	<0.1	222	3.61
1472421	Drill Core	4.78	3	4.8	23.9	4.6	61	<0.1	17.9	23.0	950	4.58	3	0.9	3.1	213	<0.1	0.2	<0.1	151	4.59
1472422	Drill Core	4.85	4	1.7	91.6	4.0	49	<0.1	8.3	23.2	965	3.94	2	0.9	2.6	168	<0.1	0.1	<0.1	116	3.46
1472423	Drill Core	2.61	<2	2.1	25.5	3.1	44	0.1	8.6	16.8	883	3.79	4	0.9	2.7	128	<0.1	0.1	<0.1	118	3.11
1472424	Drill Core	4.91	<2	0.5	25.3	2.5	46	<0.1	5.0	22.4	849	3.91	3	0.9	2.8	168	<0.1	0.2	<0.1	137	3.15

This report supersedes all previous preliminary and final reports with this file number dated prior to the date on this certificate. Signature indicates final approval; preliminary reports are unsigned and should be used for reference only.

BUREAU VERITAS MINERAL LABORATORIES Canada

www.bureauveritas.com/um

Bureau Veritas Commodities Canada Ltd.

9050 Shaughnessy St Vancouver British Columbia V6P 6E5 Canada
PHONE (604) 253-3158

Client: **Goldstrike Resources Ltd.**
1010 - 1130 West Pender St.
Vancouver British Columbia V6E 4A4 Canada

Project: LUC
Report Date: October 18, 2018

CERTIFICATE OF ANALYSIS WHI18000325.1

	Method	MA200	MA200	MA200	MA200	MA200	MA200	MA200	MA200	MA200	MA200	MA200	MA200	MA200	MA200	MA200	MA200	MA200	MA200	MA200	MA200
	Analyte	P	La	Cr	Mg	Ba	Ti	Al	Na	K	W	Zr	Ce	Sn	Y	Nb	Ta	Be	Sc	Li	S
	Unit	%	ppm	ppm	%	ppm	%	%	%	%	ppm	ppm	ppm	ppm	ppm	ppm	ppm	ppm	ppm	ppm	%
	MDL	0.001	0.1	1	0.01	1	0.001	0.01	0.001	0.01	0.1	0.1	1	0.1	0.1	0.1	0.1	1	1	0.1	0.1
1472395	Drill Core	0.056	8.5	84	2.54	669	0.360	7.10	1.851	1.03	0.3	5.3	17	1.0	12.2	5.0	0.3	<1	23	20.0	<0.1
1472396	Drill Core	0.049	7.0	139	2.78	602	0.402	5.96	1.503	0.75	0.5	6.3	14	2.0	16.7	2.1	0.1	<1	21	19.4	<0.1
1472397	Drill Core	0.066	11.8	58	2.35	592	0.431	7.32	2.076	1.07	0.4	7.2	24	1.7	16.0	6.2	0.4	<1	24	15.6	<0.1
1472398	Drill Core	0.063	11.4	52	2.20	841	0.420	7.24	2.274	1.12	1.1	8.7	22	1.6	14.6	5.8	0.4	<1	21	15.3	<0.1
1472399	Drill Core	0.059	11.0	34	1.72	950	0.404	7.18	2.409	1.29	0.4	6.4	22	2.6	15.7	5.5	0.3	<1	22	12.0	<0.1
1472400	Rock Pulp	0.059	8.2	30	0.83	472	0.272	5.23	2.123	0.87	27.5	37.4	18	0.7	12.6	3.3	0.2	1	10	11.6	<0.1
1472401	Rock Pulp	0.039	2.2	13	2.28	33	0.029	3.81	0.465	0.83	0.5	29.7	7	3.0	5.9	0.4	<0.1	<1	8	6.3	>10
1472402	Drill Core	0.074	11.2	32	1.55	1327	0.431	7.13	2.226	1.49	0.6	7.2	25	1.2	14.6	6.7	0.5	1	19	13.1	<0.1
1472403	Drill Core	0.068	14.4	71	1.72	981	0.433	7.32	2.044	1.54	1.2	6.0	29	1.3	17.4	5.9	0.4	1	22	12.0	<0.1
1472404	Drill Core	0.044	9.2	52	1.15	900	0.299	6.43	1.314	1.45	0.7	5.5	19	0.9	13.0	4.2	0.3	1	21	11.7	<0.1
1472405	Drill Core	0.053	12.1	39	0.85	548	0.356	6.93	1.451	1.45	0.5	8.4	26	1.3	15.3	6.6	0.5	1	18	20.3	<0.1
1472406	Drill Core	0.067	13.5	96	0.86	359	0.354	7.10	1.244	1.26	1.2	10.5	27	1.3	15.2	6.0	0.4	1	18	25.6	<0.1
1472407	Drill Core	0.037	16.1	23	0.52	285	0.248	6.58	0.251	1.24	2.0	5.6	31	0.9	21.9	5.8	0.4	<1	15	29.8	<0.1
1472408	Drill Core	0.064	10.6	65	0.81	302	0.339	6.96	1.498	1.62	1.2	6.2	22	0.8	14.1	4.2	0.3	2	24	15.5	<0.1
1472409	Drill Core	0.064	9.4	41	0.80	317	0.324	7.66	1.776	1.62	0.8	6.1	21	1.3	14.9	2.8	0.2	<1	24	14.8	<0.1
1472410	Drill Core	0.059	8.1	36	0.89	379	0.317	7.66	2.064	1.62	0.7	6.6	17	1.4	12.7	2.7	0.2	<1	22	12.6	<0.1
1472411	Drill Core	0.041	11.7	119	0.86	403	0.264	7.06	2.402	1.45	0.5	5.8	26	2.6	14.6	2.8	0.2	<1	22	9.6	<0.1
1472412	Drill Core	0.065	13.9	63	1.29	516	0.237	7.46	1.952	1.48	0.3	6.9	28	1.2	17.4	1.0	<0.1	1	20	14.7	<0.1
1472413	Drill Core	0.055	12.0	51	1.53	378	0.267	7.63	2.648	1.21	0.3	6.6	24	1.2	14.8	1.9	0.2	1	22	14.4	<0.1
1472414	Drill Core	0.058	11.3	44	1.62	514	0.294	7.54	3.009	1.17	0.4	5.9	23	1.7	13.7	2.6	0.2	<1	20	15.7	<0.1
1472415	Drill Core	0.052	9.6	36	1.41	313	0.278	6.58	3.304	1.08	1.3	5.6	19	1.2	12.5	2.7	0.2	<1	20	10.5	<0.1
1472416	Drill Core	0.056	11.3	102	1.98	377	0.271	7.59	2.212	1.53	0.5	6.4	22	0.9	15.2	1.6	0.1	<1	23	15.7	<0.1
1472417	Drill Core	0.068	11.3	25	1.92	490	0.382	7.50	3.010	1.26	0.9	5.1	24	0.9	17.9	3.1	0.2	<1	21	19.1	<0.1
1472418	Drill Core	0.055	11.1	28	1.89	421	0.366	6.76	2.844	1.13	1.2	5.8	22	0.8	15.4	4.1	0.3	<1	18	18.9	<0.1
1472419	Drill Core	0.070	10.7	11	1.99	357	0.443	7.10	2.645	1.07	0.4	5.4	23	0.6	23.0	2.4	0.1	<1	27	20.5	<0.1
1472420	Drill Core	0.066	10.5	26	1.67	335	0.359	7.65	3.220	1.20	1.3	5.8	22	1.0	14.9	2.0	0.1	<1	23	17.6	<0.1
1472421	Drill Core	0.069	12.5	60	1.64	392	0.374	7.95	3.893	1.14	0.6	7.2	25	0.9	16.4	2.8	0.2	1	22	13.8	<0.1
1472422	Drill Core	0.034	8.7	23	1.48	760	0.249	7.13	2.604	1.60	0.6	3.9	17	1.2	11.6	3.1	0.2	<1	17	12.7	<0.1
1472423	Drill Core	0.032	10.0	30	1.43	414	0.224	7.03	2.030	1.54	0.6	3.9	20	0.8	14.2	2.1	0.1	<1	17	11.8	<0.1
1472424	Drill Core	0.035	7.1	11	1.63	847	0.234	7.74	2.703	1.71	0.8	2.7	14	1.6	11.9	2.0	0.2	<1	21	15.1	<0.1

This report supersedes all previous preliminary and final reports with this file number dated prior to the date on this certificate. Signature indicates final approval; preliminary reports are unsigned and should be used for reference only.

BUREAU VERITAS
MINERAL LABORATORIES
Canada

www.bureauveritas.com/um

Bureau Veritas Commodities Canada Ltd.

9050 Shaughnessy St Vancouver British Columbia V6P 6E5 Canada
PHONE (604) 253-3158

Client: **Goldstrike Resources Ltd.**
1010 - 1130 West Pender St.
Vancouver British Columbia V6E 4A4 Canada

Project: LUC
Report Date: October 18, 2018

CERTIFICATE OF ANALYSIS WHI18000325.1

	Method	MA200	MA200	MA200	MA200	MA200	MA200	MA200	AQ200
	Analyte	Rb	Hf	In	Re	Se	Te	Tl	Hg
	Unit	ppm	ppm	ppm	ppm	ppm	ppm	ppm	ppm
	MDL	0.1	0.1	0.05	0.005	1	0.5	0.5	0.01
1472395	Drill Core	38.6	0.3	<0.05	<0.005	<1	<0.5	<0.5	<0.01
1472396	Drill Core	31.5	0.3	0.07	<0.005	<1	1.1	<0.5	<0.01
1472397	Drill Core	39.8	0.4	<0.05	<0.005	<1	<0.5	<0.5	<0.01
1472398	Drill Core	37.5	0.4	0.05	<0.005	<1	0.6	<0.5	<0.01
1472399	Drill Core	41.7	0.4	0.06	<0.005	1	<0.5	<0.5	<0.01
1472400	Rock Pulp	21.7	1.0	<0.05	<0.005	1	<0.5	<0.5	0.02
1472401	Rock Pulp	10.2	0.9	9.46	0.008	5	7.8	2.8	2.81
1472402	Drill Core	44.5	0.4	0.07	<0.005	<1	<0.5	<0.5	0.01
1472403	Drill Core	55.9	0.3	0.05	<0.005	<1	<0.5	<0.5	<0.01
1472404	Drill Core	51.0	0.4	<0.05	<0.005	1	0.7	<0.5	<0.01
1472405	Drill Core	41.9	0.4	<0.05	<0.005	<1	<0.5	<0.5	<0.01
1472406	Drill Core	37.7	0.4	<0.05	<0.005	<1	<0.5	<0.5	<0.01
1472407	Drill Core	36.4	0.2	0.06	<0.005	<1	<0.5	<0.5	0.01
1472408	Drill Core	46.7	0.3	<0.05	<0.005	1	<0.5	<0.5	0.01
1472409	Drill Core	54.5	0.3	<0.05	<0.005	<1	<0.5	<0.5	<0.01
1472410	Drill Core	58.1	0.3	<0.05	<0.005	<1	<0.5	<0.5	<0.01
1472411	Drill Core	43.0	0.3	0.05	<0.005	<1	<0.5	<0.5	<0.01
1472412	Drill Core	49.1	0.4	<0.05	<0.005	<1	<0.5	<0.5	<0.01
1472413	Drill Core	41.0	0.3	0.14	<0.005	<1	<0.5	<0.5	<0.01
1472414	Drill Core	37.3	0.3	0.07	<0.005	<1	<0.5	<0.5	0.02
1472415	Drill Core	36.6	0.3	<0.05	<0.005	<1	<0.5	<0.5	<0.01
1472416	Drill Core	51.0	0.3	<0.05	<0.005	<1	<0.5	<0.5	<0.01
1472417	Drill Core	37.8	0.3	0.06	<0.005	<1	<0.5	<0.5	<0.01
1472418	Drill Core	36.1	0.3	<0.05	<0.005	<1	<0.5	<0.5	<0.01
1472419	Drill Core	31.5	0.3	<0.05	<0.005	<1	<0.5	<0.5	<0.01
1472420	Drill Core	33.0	0.3	<0.05	<0.005	<1	<0.5	<0.5	<0.01
1472421	Drill Core	35.1	0.3	<0.05	<0.005	<1	<0.5	<0.5	<0.01
1472422	Drill Core	49.0	0.2	<0.05	<0.005	<1	<0.5	<0.5	<0.01
1472423	Drill Core	51.2	0.2	0.07	<0.005	<1	<0.5	<0.5	0.01
1472424	Drill Core	53.5	0.2	0.05	<0.005	<1	<0.5	<0.5	<0.01

This report supersedes all previous preliminary and final reports with this file number dated prior to the date on this certificate. Signature indicates final approval; preliminary reports are unsigned and should be used for reference only.

BUREAU VERITAS
MINERAL LABORATORIES
Canada

www.bureauveritas.com/um

Bureau Veritas Commodities Canada Ltd.

9050 Shaughnessy St Vancouver British Columbia V6P 6E5 Canada
PHONE (604) 253-3158

Client: **Goldstrike Resources Ltd.**
1010 - 1130 West Pender St.
Vancouver British Columbia V6E 4A4 Canada

Project: LUC
Report Date: October 18, 2018

CERTIFICATE OF ANALYSIS WHI18000325.1

	Method	WGHT	FA350	MA200	MA200	MA200	MA200	MA200	MA200	MA200	MA200	MA200	MA200	MA200	MA200	MA200	MA200	MA200	MA200	MA200	MA200
	Analyte	Wgt	Au	Mo	Cu	Pb	Zn	Ag	Ni	Co	Mn	Fe	As	U	Th	Sr	Cd	Sb	Bi	V	Ca
	Unit	kg	ppb	ppm	ppm	ppm	ppm	ppm	ppm	ppm	ppm	%	ppm	ppm	ppm	ppm	ppm	ppm	ppm	ppm	%
	MDL	0.01	2	0.1	0.1	0.1	1	0.1	0.1	0.2	1	0.01	1	0.1	0.1	1	0.1	0.1	0.1	1	0.01
1472425	Rock Pulp	0.06	5	3.0	23.4	4.3	45	0.3	22.2	11.6	483	2.49	3	0.8	1.9	242	0.2	0.8	<0.1	82	1.82
1472426	Rock Pulp	0.05	237	185.8	1835.6	38.8	280	0.6	35.6	13.9	737	4.10	15	0.8	1.9	264	0.9	1.7	0.4	116	2.52
1472427	Drill Core	4.65	6	0.6	43.2	2.6	59	<0.1	18.3	28.0	892	4.61	3	0.9	2.1	128	<0.1	0.2	<0.1	141	2.65
1472428	Drill Core	5.30	20	8.6	70.3	2.7	46	1.0	5.4	15.6	963	4.06	2	0.9	2.8	143	<0.1	0.2	<0.1	111	3.29
1472429	Drill Core	4.25	3	3.6	197.6	1.9	31	0.1	3.1	13.6	464	2.67	1	0.7	3.8	103	<0.1	<0.1	<0.1	76	1.32
1472430	Drill Core	4.83	6	8.2	157.9	2.7	42	<0.1	9.7	17.7	1057	4.17	3	0.9	2.5	141	<0.1	0.2	<0.1	157	3.25
1472431	Drill Core	4.73	3	7.8	20.0	3.3	66	<0.1	17.8	25.2	1298	5.91	4	1.2	3.1	216	0.1	0.2	<0.1	163	5.59
1472432	Drill Core	4.79	9	4.9	13.7	4.1	82	<0.1	17.5	23.8	1255	5.53	5	0.9	3.2	139	0.1	0.4	<0.1	194	4.03
1472433	Drill Core	4.89	3	3.2	15.5	5.0	112	<0.1	24.6	33.3	1381	7.61	7	0.8	1.2	173	0.3	0.4	<0.1	299	3.46
1472434	Drill Core	4.48	5	3.8	8.1	3.6	55	<0.1	19.2	20.5	1191	4.23	4	0.9	5.8	158	0.2	0.2	<0.1	147	4.31
1472435	Drill Core	5.52	<2	0.6	4.3	3.0	32	<0.1	16.6	10.5	523	2.55	2	0.9	6.9	142	<0.1	<0.1	<0.1	71	1.94
1472436	Drill Core	4.47	<2	1.2	17.0	4.8	42	<0.1	19.9	19.8	731	4.38	4	0.9	5.4	195	<0.1	0.2	<0.1	153	1.85
1472437	Drill Core	3.79	<2	2.3	11.9	5.4	72	<0.1	20.6	27.8	1438	7.17	5	1.1	1.5	190	<0.1	0.3	<0.1	275	2.64
1472438	Drill Core	5.06	<2	2.1	35.4	6.0	90	<0.1	22.2	32.5	1522	7.16	9	0.9	1.3	192	<0.1	0.4	<0.1	292	2.59
1472439	Drill Core	4.69	<2	0.6	4.6	4.5	27	<0.1	32.1	18.9	724	3.82	2	1.5	5.4	213	0.1	0.1	<0.1	159	2.56
1472440	Drill Core	4.12	<2	1.0	2.8	8.5	30	<0.1	34.5	14.6	781	3.14	2	1.3	5.6	219	<0.1	0.1	<0.1	100	2.85
1472441	Drill Core	4.49	<2	1.1	12.3	3.8	60	<0.1	32.9	25.3	1169	5.54	6	0.9	3.4	186	<0.1	0.2	<0.1	201	3.82
1472442	Drill Core	4.99	<2	2.1	18.9	3.9	46	<0.1	35.6	23.5	911	3.81	3	1.1	4.6	201	<0.1	0.2	<0.1	125	3.48
1472443	Drill Core	4.39	<2	1.4	20.6	4.1	51	<0.1	37.2	21.7	632	3.74	2	1.0	4.9	170	<0.1	0.1	<0.1	125	2.54
1472444	Drill Core	4.61	<2	1.0	15.5	3.2	46	<0.1	36.9	20.2	562	3.29	1	1.0	5.5	168	<0.1	0.1	<0.1	111	2.26
1472445	Drill Core	4.72	<2	1.5	26.9	8.7	52	<0.1	27.6	24.7	746	4.70	3	1.0	3.4	181	<0.1	0.2	<0.1	170	2.69
1472446	Drill Core	4.89	<2	1.2	90.4	6.4	54	<0.1	31.2	32.6	1045	6.19	1	1.0	2.6	265	0.2	0.2	<0.1	266	4.52
1472447	Drill Core	4.17	<2	1.2	170.9	6.0	63	<0.1	24.2	36.4	1112	6.68	2	0.7	2.1	240	0.1	0.2	<0.1	274	4.48
1472448	Drill Core	4.37	<2	1.1	9.4	13.5	51	<0.1	37.2	20.1	678	3.77	1	1.3	4.9	247	<0.1	0.2	0.2	143	2.03
1472449	Drill Core	4.77	3	1.4	16.9	5.0	31	<0.1	22.5	23.0	618	5.02	2	1.3	3.5	222	0.1	0.2	<0.1	195	3.16
1472450	Rock Pulp	0.06	5	3.6	23.3	4.5	42	0.4	23.6	12.3	511	2.62	3	0.8	2.0	261	0.2	0.7	<0.1	92	1.91
1472451	Rock Pulp	0.09	572	53.3	>10000	986.5	>10000	62.5	19.0	3.2	727	13.35	110	4.6	0.2	54	253.2	54.8	12.2	48	1.69
1472452	Drill Core	3.29	<2	0.8	11.3	4.8	33	<0.1	23.8	19.5	501	3.17	1	1.2	5.4	217	<0.1	0.2	<0.1	122	1.74
1472453	Drill Core	4.86	<2	1.3	33.2	38.9	39	0.1	19.9	27.2	671	4.24	3	1.8	4.5	213	<0.1	0.3	0.1	214	3.26
1472454	Drill Core	4.97	<2	1.9	15.5	17.0	44	<0.1	15.1	18.3	1389	4.00	2	1.5	4.3	289	<0.1	0.2	0.1	99	8.52

This report supersedes all previous preliminary and final reports with this file number dated prior to the date on this certificate. Signature indicates final approval; preliminary reports are unsigned and should be used for reference only.

BUREAU VERITAS MINERAL LABORATORIES Canada

www.bureauveritas.com/um

Bureau Veritas Commodities Canada Ltd.

9050 Shaughnessy St Vancouver British Columbia V6P 6E5 Canada
PHONE (604) 253-3158

Client: **Goldstrike Resources Ltd.**
1010 - 1130 West Pender St.
Vancouver British Columbia V6E 4A4 Canada

Project: LUC
Report Date: October 18, 2018

CERTIFICATE OF ANALYSIS WHI18000325.1

	Method	MA200	MA200	MA200	MA200	MA200	MA200	MA200	MA200	MA200	MA200	MA200	MA200	MA200	MA200	MA200	MA200	MA200	MA200	MA200	MA200
	Analyte	P	La	Cr	Mg	Ba	Ti	Al	Na	K	W	Zr	Ce	Sn	Y	Nb	Ta	Be	Sc	Li	S
	Unit	%	ppm	ppm	%	ppm	%	%	%	%	ppm	ppm	ppm	ppm	ppm	ppm	ppm	ppm	ppm	ppm	%
	MDL	0.001	0.1	1	0.01	1	0.001	0.01	0.001	0.01	0.1	0.1	1	0.1	0.1	0.1	0.1	1	1	0.1	0.1
1472425	Rock Pulp	0.049	9.0	32	0.80	470	0.275	5.23	2.127	0.85	26.6	35.6	19	0.7	13.0	3.3	0.2	<1	11	11.9	<0.1
1472426	Rock Pulp	0.054	10.1	54	1.30	539	0.341	6.36	2.255	0.81	8.1	29.1	21	1.7	14.3	4.2	0.3	<1	14	14.4	0.3
1472427	Drill Core	0.039	9.1	49	1.82	615	0.254	8.05	2.409	2.00	0.5	3.4	19	1.0	13.5	2.2	0.1	<1	19	16.0	<0.1
1472428	Drill Core	0.028	9.1	14	1.46	802	0.193	7.17	2.536	1.60	8.7	5.9	17	0.6	10.8	2.4	0.2	<1	16	14.4	<0.1
1472429	Drill Core	0.021	8.4	7	1.07	810	0.154	7.13	3.161	1.18	0.4	7.3	16	0.7	4.9	2.4	0.2	<1	11	13.3	<0.1
1472430	Drill Core	0.039	10.9	29	1.73	356	0.287	7.39	2.606	1.21	0.2	7.0	21	1.0	14.3	2.3	0.1	<1	20	13.2	<0.1
1472431	Drill Core	0.072	14.4	41	1.78	253	0.386	6.54	2.559	0.94	0.7	12.8	28	1.6	19.4	4.0	0.3	<1	19	13.4	<0.1
1472432	Drill Core	0.071	13.5	50	1.95	325	0.388	6.66	2.411	1.57	2.7	11.3	28	3.2	19.9	2.5	0.2	<1	23	10.8	<0.1
1472433	Drill Core	0.072	7.3	82	2.05	930	0.552	6.82	2.449	1.26	1.2	8.4	17	2.6	22.6	2.3	0.2	<1	32	12.4	<0.1
1472434	Drill Core	0.042	17.4	53	1.84	212	0.279	6.63	3.979	0.68	0.8	19.3	34	1.7	18.5	3.1	0.2	<1	16	6.5	<0.1
1472435	Drill Core	0.029	17.5	48	1.31	247	0.211	6.72	4.142	0.81	0.1	20.3	34	1.8	15.1	5.2	0.4	<1	11	6.7	<0.1
1472436	Drill Core	0.055	16.4	48	1.59	242	0.469	7.29	4.103	0.84	0.3	18.6	34	2.0	19.8	4.8	0.4	<1	20	8.3	<0.1
1472437	Drill Core	0.081	7.6	40	2.25	296	0.821	6.84	3.464	0.76	0.4	7.7	18	1.7	28.2	3.7	0.2	<1	27	13.5	<0.1
1472438	Drill Core	0.073	8.8	38	2.16	330	0.854	6.95	3.665	0.82	0.6	8.0	20	1.7	29.7	3.8	0.2	1	31	12.6	<0.1
1472439	Drill Core	0.054	14.1	82	2.02	383	0.520	6.93	3.834	0.91	0.2	12.1	30	1.9	24.3	6.6	0.4	1	19	10.4	<0.1
1472440	Drill Core	0.034	15.4	83	2.06	498	0.293	6.54	3.606	1.05	0.1	16.9	30	1.4	20.5	4.2	0.3	<1	14	10.3	<0.1
1472441	Drill Core	0.061	14.5	84	2.34	1321	0.561	6.79	2.946	1.21	0.3	15.8	29	1.4	31.7	2.8	0.2	<1	22	12.1	<0.1
1472442	Drill Core	0.039	13.7	96	2.01	875	0.331	6.63	3.386	1.10	0.2	19.4	26	1.8	20.1	2.7	0.2	<1	16	9.8	<0.1
1472443	Drill Core	0.040	13.1	95	2.09	681	0.309	7.15	3.257	1.37	0.3	15.7	26	1.7	18.7	2.5	0.2	1	17	12.2	<0.1
1472444	Drill Core	0.039	14.7	98	1.98	713	0.272	7.08	2.947	1.33	0.3	15.6	29	1.7	16.3	1.7	0.1	<1	16	12.3	<0.1
1472445	Drill Core	0.040	10.6	74	2.04	793	0.422	6.40	2.542	1.54	1.1	7.6	20	1.3	16.1	3.8	0.3	<1	21	11.7	<0.1
1472446	Drill Core	0.071	12.7	61	2.23	527	0.706	7.63	3.283	1.05	0.2	10.9	26	1.7	29.8	4.0	0.3	<1	26	9.4	<0.1
1472447	Drill Core	0.073	9.6	36	2.09	503	0.706	7.19	3.207	0.87	0.3	13.7	22	1.5	32.0	2.9	0.2	1	25	11.4	<0.1
1472448	Drill Core	0.041	11.8	102	1.98	490	0.408	7.06	3.896	1.22	0.3	10.2	25	1.9	18.9	5.1	0.4	<1	17	13.0	<0.1
1472449	Drill Core	0.073	14.9	57	1.50	466	0.601	6.94	3.897	0.78	0.4	8.3	31	2.2	32.7	6.2	0.5	1	20	8.7	<0.1
1472450	Rock Pulp	0.054	9.8	30	0.85	494	0.278	5.39	2.164	0.84	26.5	37.3	20	0.8	14.0	3.5	0.2	<1	10	12.4	<0.1
1472451	Rock Pulp	0.042	2.2	14	2.38	185	0.029	3.97	0.544	0.82	0.5	27.6	7	3.3	5.9	0.4	<0.1	<1	8	7.1	>10
1472452	Drill Core	0.038	14.8	73	1.20	895	0.355	6.69	3.455	1.17	0.2	8.8	29	2.2	19.7	6.6	0.5	<1	15	7.7	<0.1
1472453	Drill Core	0.056	14.0	51	1.41	1457	0.564	6.53	3.029	1.28	0.6	11.5	28	1.8	25.8	5.5	0.4	<1	20	7.7	<0.1
1472454	Drill Core	0.034	16.8	46	2.47	426	0.273	5.20	2.561	0.67	0.7	10.9	32	1.2	22.1	4.4	0.3	<1	12	7.1	<0.1

This report supersedes all previous preliminary and final reports with this file number dated prior to the date on this certificate. Signature indicates final approval; preliminary reports are unsigned and should be used for reference only.

BUREAU VERITAS
MINERAL LABORATORIES
Canada

www.bureauveritas.com/um

Bureau Veritas Commodities Canada Ltd.

9050 Shaughnessy St Vancouver British Columbia V6P 6E5 Canada
PHONE (604) 253-3158

Client: **Goldstrike Resources Ltd.**
1010 - 1130 West Pender St.
Vancouver British Columbia V6E 4A4 Canada

Project: LUC
Report Date: October 18, 2018

CERTIFICATE OF ANALYSIS WHI18000325.1

	Method	MA200	MA200	MA200	MA200	MA200	MA200	MA200	AQ200
	Analyte	Rb	Hf	In	Re	Se	Te	Tl	Hg
	Unit	ppm	ppm	ppm	ppm	ppm	ppm	ppm	ppm
	MDL	0.1	0.1	0.05	0.005	1	0.5	0.5	0.01
1472425	Rock Pulp	23.0	1.0	<0.05	<0.005	<1	<0.5	<0.5	0.02
1472426	Rock Pulp	22.7	0.8	0.12	0.093	<1	<0.5	<0.5	0.09
1472427	Drill Core	65.1	0.2	<0.05	<0.005	<1	<0.5	<0.5	<0.01
1472428	Drill Core	50.6	0.2	<0.05	<0.005	<1	<0.5	<0.5	<0.01
1472429	Drill Core	34.1	0.3	<0.05	<0.005	<1	<0.5	<0.5	<0.01
1472430	Drill Core	40.6	0.3	<0.05	<0.005	<1	<0.5	<0.5	<0.01
1472431	Drill Core	28.7	0.4	<0.05	<0.005	<1	1.1	<0.5	<0.01
1472432	Drill Core	44.2	0.5	0.08	<0.005	<1	<0.5	<0.5	<0.01
1472433	Drill Core	48.2	0.5	0.10	<0.005	<1	<0.5	<0.5	<0.01
1472434	Drill Core	25.2	0.7	0.08	<0.005	<1	0.7	<0.5	<0.01
1472435	Drill Core	25.3	0.6	<0.05	<0.005	<1	<0.5	<0.5	0.01
1472436	Drill Core	31.9	0.7	0.06	<0.005	<1	<0.5	<0.5	0.01
1472437	Drill Core	30.2	0.4	0.09	<0.005	<1	<0.5	<0.5	<0.01
1472438	Drill Core	31.7	0.5	0.13	<0.005	<1	<0.5	<0.5	<0.01
1472439	Drill Core	32.4	0.5	0.06	<0.005	<1	<0.5	<0.5	0.01
1472440	Drill Core	33.1	0.5	<0.05	<0.005	<1	<0.5	<0.5	0.01
1472441	Drill Core	42.7	0.6	0.06	<0.005	<1	<0.5	<0.5	<0.01
1472442	Drill Core	34.7	0.6	<0.05	<0.005	<1	0.8	<0.5	<0.01
1472443	Drill Core	43.1	0.6	<0.05	<0.005	<1	<0.5	<0.5	0.01
1472444	Drill Core	43.2	0.5	<0.05	<0.005	<1	<0.5	<0.5	<0.01
1472445	Drill Core	47.3	0.3	<0.05	<0.005	<1	0.7	<0.5	<0.01
1472446	Drill Core	30.8	0.5	0.11	<0.005	<1	0.6	<0.5	<0.01
1472447	Drill Core	26.9	0.6	0.08	<0.005	<1	<0.5	<0.5	<0.01
1472448	Drill Core	45.6	0.4	<0.05	<0.005	<1	<0.5	<0.5	<0.01
1472449	Drill Core	23.3	0.5	0.09	<0.005	<1	<0.5	<0.5	<0.01
1472450	Rock Pulp	23.8	1.2	<0.05	<0.005	<1	<0.5	<0.5	<0.01
1472451	Rock Pulp	9.8	0.9	9.73	0.014	4	8.4	2.7	2.80
1472452	Drill Core	39.2	0.4	<0.05	<0.005	<1	<0.5	<0.5	<0.01
1472453	Drill Core	41.9	0.5	<0.05	<0.005	2	<0.5	<0.5	0.01
1472454	Drill Core	24.0	0.3	0.05	<0.005	<1	1.6	<0.5	0.02

This report supersedes all previous preliminary and final reports with this file number dated prior to the date on this certificate. Signature indicates final approval; preliminary reports are unsigned and should be used for reference only.

BUREAU VERITAS MINERAL LABORATORIES Canada

www.bureauveritas.com/um

Bureau Veritas Commodities Canada Ltd.

9050 Shaughnessy St Vancouver British Columbia V6P 6E5 Canada
PHONE (604) 253-3158

Client: **Goldstrike Resources Ltd.**
1010 - 1130 West Pender St.
Vancouver British Columbia V6E 4A4 Canada

Project: LUC
Report Date: October 18, 2018

CERTIFICATE OF ANALYSIS WHI18000325.1

	Method	WGHT	FA350	MA200	MA200	MA200	MA200	MA200	MA200	MA200	MA200	MA200	MA200	MA200	MA200	MA200	MA200	MA200	MA200	MA200	MA200
	Analyte	Wgt	Au	Mo	Cu	Pb	Zn	Ag	Ni	Co	Mn	Fe	As	U	Th	Sr	Cd	Sb	Bi	V	Ca
	Unit	kg	ppb	ppm	ppm	ppm	ppm	ppm	ppm	ppm	ppm	%	ppm	ppm	ppm	ppm	ppm	ppm	ppm	ppm	%
	MDL	0.01	2	0.1	0.1	0.1	1	0.1	0.1	0.2	1	0.01	1	0.1	0.1	1	0.1	0.1	0.1	1	0.01
1472455	Drill Core	4.92	30	1.3	9.9	10.9	50	<0.1	20.7	16.2	910	4.63	3	1.5	4.7	212	0.4	0.3	<0.1	200	3.36
1472456	Drill Core	4.61	11	1.6	13.1	7.2	55	<0.1	28.6	22.3	639	5.04	3	1.5	4.2	215	<0.1	0.3	<0.1	223	2.73
1472457	Drill Core	6.52	55	0.9	3.1	4.8	43	<0.1	24.8	13.9	766	3.14	2	1.3	5.5	238	<0.1	0.2	<0.1	114	3.56
1472458	Drill Core	3.61	<2	0.9	6.4	5.8	57	<0.1	24.6	15.9	918	3.75	2	1.9	5.3	194	0.1	0.2	<0.1	108	3.81
1472459	Drill Core	4.44	<2	0.8	16.9	5.2	81	<0.1	15.1	15.7	818	3.67	3	1.4	4.9	213	0.1	0.2	0.1	114	2.34
1472460	Drill Core	5.39	<2	0.9	23.9	5.2	93	<0.1	36.3	31.8	1421	7.09	3	0.8	1.5	297	0.2	0.3	0.2	296	5.96
1472461	Drill Core	5.25	<2	0.6	16.4	6.2	60	<0.1	33.4	23.8	1098	6.43	2	0.9	1.1	254	0.1	0.2	0.2	326	5.53
1472462	Drill Core	4.87	18	0.5	8.6	4.7	45	<0.1	28.1	15.5	711	3.64	2	0.9	4.9	210	<0.1	0.3	0.1	133	3.49
1472463	Drill Core	4.22	7	0.8	14.0	5.2	84	<0.1	29.0	20.5	931	4.61	1	0.8	5.2	201	<0.1	0.2	0.3	159	2.57
1472464	Drill Core	5.13	<2	0.6	5.3	5.2	55	<0.1	24.0	16.5	848	3.36	2	1.4	6.1	275	<0.1	0.2	0.1	129	3.82
1472465	Drill Core	3.23	<2	0.7	9.7	5.4	37	<0.1	25.1	19.6	580	3.12	3	1.4	5.8	257	<0.1	0.2	<0.1	127	2.96
1472466	Drill Core	4.50	<2	0.8	20.0	3.5	36	<0.1	29.3	17.5	526	3.27	1	1.4	5.7	228	<0.1	0.2	<0.1	127	2.82
1472467	Drill Core	5.35	<2	0.6	5.1	3.5	38	<0.1	28.9	17.7	662	3.17	2	1.3	5.7	225	<0.1	0.2	<0.1	123	3.20
1472468	Drill Core	4.96	3	0.8	14.6	3.9	129	<0.1	28.6	18.9	1140	3.78	2	1.2	5.3	211	0.5	0.2	<0.1	127	3.43
1472469	Drill Core	4.42	14	0.6	14.1	4.2	166	<0.1	21.9	16.0	909	3.20	3	1.2	5.2	186	0.9	0.2	0.2	103	3.23
1472470	Drill Core	5.55	5	0.4	11.9	4.3	71	<0.1	23.9	16.5	1419	4.09	3	1.2	4.5	181	0.3	0.2	0.2	128	2.95
1472471	Drill Core	4.78	<2	0.4	2.5	4.0	62	<0.1	16.1	12.2	830	3.51	2	1.2	5.4	168	0.2	0.1	0.2	110	2.48
1472472	Drill Core	3.85	<2	0.9	9.1	4.5	40	0.1	5.9	8.9	558	2.37	2	1.3	6.2	167	<0.1	0.3	<0.1	56	2.57
1472473	Drill Core	2.26	<2	0.6	6.4	4.4	59	<0.1	16.2	12.4	734	3.11	2	2.0	6.8	203	<0.1	0.3	0.2	91	2.57
1472474	Drill Core	5.22	<2	0.4	6.9	3.5	58	<0.1	15.9	18.5	986	4.03	2	1.3	5.4	244	<0.1	<0.1	0.1	136	2.84
1472475	Rock Pulp	0.06	8	3.0	22.3	4.3	43	0.4	21.5	11.0	499	2.57	4	0.8	1.9	240	0.2	0.8	<0.1	88	1.82
1472476	Rock Pulp	0.06	239	184.8	1892.3	39.7	281	0.6	37.0	14.5	766	4.11	14	0.8	1.9	263	1.1	1.7	0.3	124	2.51
1472477	Drill Core	4.55	<2	0.5	8.9	3.9	61	<0.1	16.8	19.8	1149	4.80	1	0.9	3.0	225	<0.1	0.1	<0.1	153	3.58
1472478	Drill Core	4.48	4	0.4	6.2	4.3	51	<0.1	15.4	16.0	818	3.67	2	1.4	4.7	248	0.1	0.2	<0.1	120	3.00
1472479	Drill Core	4.16	169	0.3	2.4	4.1	53	0.3	15.7	17.9	932	4.24	3	1.1	4.1	211	<0.1	0.3	<0.1	137	3.57
1472480	Drill Core	5.56	4	0.7	31.3	6.7	48	<0.1	20.2	24.0	1180	4.96	4	1.0	4.2	251	0.1	0.2	<0.1	185	4.07
1472481	Drill Core	4.46	6	1.4	15.2	4.7	33	<0.1	17.6	18.9	743	3.70	2	1.1	3.9	238	<0.1	0.2	<0.1	134	3.53
1472482	Drill Core	3.03	<2	2.8	9.5	36.5	38	0.2	15.9	15.2	932	3.54	2	1.1	3.4	245	<0.1	0.2	0.5	117	3.39
1472483	Drill Core	4.22	3	5.2	13.2	5.0	48	<0.1	11.5	19.3	994	4.37	3	1.2	3.7	245	<0.1	0.3	<0.1	142	4.81
1472484	Drill Core	6.07	<2	4.6	17.0	4.8	61	<0.1	9.7	23.8	1004	4.86	1	1.4	4.1	265	<0.1	0.3	<0.1	170	4.26

This report supersedes all previous preliminary and final reports with this file number dated prior to the date on this certificate. Signature indicates final approval; preliminary reports are unsigned and should be used for reference only.

BUREAU VERITAS MINERAL LABORATORIES Canada

www.bureauveritas.com/um

Bureau Veritas Commodities Canada Ltd.

9050 Shaughnessy St Vancouver British Columbia V6P 6E5 Canada
PHONE (604) 253-3158

Client: **Goldstrike Resources Ltd.**
1010 - 1130 West Pender St.
Vancouver British Columbia V6E 4A4 Canada

Project: LUC
Report Date: October 18, 2018

CERTIFICATE OF ANALYSIS WHI18000325.1

	Method	MA200	MA200	MA200	MA200	MA200	MA200	MA200	MA200	MA200	MA200	MA200	MA200	MA200	MA200	MA200	MA200	MA200	MA200	MA200	MA200
	Analyte	P	La	Cr	Mg	Ba	Ti	Al	Na	K	W	Zr	Ce	Sn	Y	Nb	Ta	Be	Sc	Li	S
	Unit	%	ppm	ppm	%	ppm	%	%	%	%	ppm	ppm	ppm	ppm	ppm	ppm	ppm	ppm	ppm	ppm	%
	MDL	0.001	0.1	1	0.01	1	0.001	0.01	0.001	0.01	0.1	0.1	1	0.1	0.1	0.1	0.1	1	1	0.1	0.1
1472455	Drill Core	0.044	13.3	64	1.53	332	0.389	6.39	4.211	0.92	1.6	9.2	28	1.7	20.9	5.5	0.4	1	22	5.7	<0.1
1472456	Drill Core	0.044	15.5	81	1.63	345	0.531	7.09	3.747	1.13	0.9	7.7	29	1.7	20.2	6.1	0.5	1	21	10.7	<0.1
1472457	Drill Core	0.040	13.7	73	1.56	333	0.323	6.81	4.034	1.05	0.6	7.2	27	1.8	18.4	6.9	0.5	<1	15	6.4	<0.1
1472458	Drill Core	0.045	15.4	109	2.28	710	0.376	6.93	3.220	1.47	0.3	8.2	29	1.6	23.3	8.0	0.6	<1	15	7.7	<0.1
1472459	Drill Core	0.054	12.2	44	1.47	755	0.413	7.07	3.740	1.28	0.2	7.0	25	1.7	18.7	6.8	0.6	<1	16	8.0	<0.1
1472460	Drill Core	0.071	8.6	75	2.77	734	0.777	7.24	3.082	1.03	0.3	8.3	20	1.7	29.4	3.7	0.2	<1	32	7.9	<0.1
1472461	Drill Core	0.067	15.1	79	2.69	247	0.857	7.03	3.373	0.95	0.2	9.5	29	2.8	31.5	3.5	0.2	<1	34	8.8	<0.1
1472462	Drill Core	0.037	12.4	80	1.70	272	0.298	6.73	3.931	0.94	0.7	8.3	25	1.7	18.1	3.5	0.3	<1	18	5.9	<0.1
1472463	Drill Core	0.039	12.0	81	1.83	353	0.267	7.05	3.646	1.00	0.4	10.0	26	2.2	17.2	3.4	0.3	<1	18	7.5	<0.1
1472464	Drill Core	0.038	14.7	79	1.62	336	0.343	7.14	4.610	0.64	0.3	9.4	31	2.1	22.2	7.4	0.6	1	16	7.2	<0.1
1472465	Drill Core	0.040	14.4	83	1.44	313	0.328	7.09	4.917	0.59	0.2	9.7	29	2.2	21.0	6.4	0.5	<1	18	6.8	<0.1
1472466	Drill Core	0.041	13.7	86	1.81	407	0.353	7.13	4.057	0.95	0.4	7.9	28	2.3	19.3	6.8	0.5	1	17	8.5	<0.1
1472467	Drill Core	0.040	15.2	83	1.61	633	0.346	7.13	3.536	1.26	0.8	7.0	30	2.2	19.8	7.7	0.5	1	17	10.3	<0.1
1472468	Drill Core	0.037	16.2	75	1.90	412	0.303	7.06	3.197	1.05	0.6	8.0	31	2.1	19.7	4.7	0.3	1	17	13.4	<0.1
1472469	Drill Core	0.038	18.3	62	1.72	244	0.230	7.04	3.864	0.98	1.1	9.4	34	1.6	16.2	2.8	0.2	<1	15	11.6	<0.1
1472470	Drill Core	0.036	14.5	75	1.84	482	0.318	6.88	3.401	1.32	1.2	6.4	29	1.8	18.8	5.8	0.4	<1	15	11.7	<0.1
1472471	Drill Core	0.028	14.0	58	1.41	888	0.300	7.03	3.274	1.64	0.6	8.1	27	2.1	18.9	7.1	0.5	<1	12	10.2	<0.1
1472472	Drill Core	0.032	18.6	19	0.91	637	0.218	6.72	3.572	1.28	2.2	7.3	34	1.3	14.2	6.3	0.5	<1	9	6.4	<0.1
1472473	Drill Core	0.036	18.9	48	1.27	603	0.295	7.25	3.535	1.24	0.6	10.8	34	2.0	19.2	7.5	0.6	1	12	8.5	<0.1
1472474	Drill Core	0.050	14.4	65	1.95	487	0.416	7.42	3.948	1.01	0.2	10.9	28	1.8	23.7	6.6	0.5	1	18	8.6	<0.1
1472475	Rock Pulp	0.051	9.0	31	0.83	467	0.281	5.19	2.059	0.84	26.2	34.2	18	0.6	12.8	3.2	0.2	<1	10	12.2	<0.1
1472476	Rock Pulp	0.056	10.1	56	1.28	580	0.356	6.16	2.200	0.88	8.1	28.2	20	1.9	14.2	4.1	0.3	<1	15	14.6	0.3
1472477	Drill Core	0.075	10.7	51	2.37	455	0.498	7.92	3.983	1.24	0.6	5.8	21	1.2	20.6	4.9	0.4	1	21	9.7	<0.1
1472478	Drill Core	0.057	15.8	27	1.85	451	0.416	7.83	3.827	1.36	0.7	6.2	29	1.3	21.2	4.9	0.4	<1	17	10.4	<0.1
1472479	Drill Core	0.061	14.1	51	2.00	307	0.353	7.39	3.957	1.15	1.3	8.0	29	1.3	21.1	3.9	0.3	<1	20	12.4	<0.1
1472480	Drill Core	0.055	15.4	50	2.16	229	0.460	7.70	3.635	0.90	1.0	7.0	31	1.4	25.6	4.2	0.4	<1	21	10.2	<0.1
1472481	Drill Core	0.061	14.0	39	1.93	375	0.454	7.75	3.867	1.25	1.6	6.6	27	1.3	18.5	6.6	0.5	<1	18	12.8	<0.1
1472482	Drill Core	0.054	12.5	40	1.73	499	0.410	7.80	4.574	1.26	0.7	5.1	25	1.1	17.1	5.6	0.4	<1	16	10.7	<0.1
1472483	Drill Core	0.059	13.6	34	2.28	375	0.437	7.78	3.502	1.27	0.5	7.5	30	1.4	19.5	6.9	0.5	<1	21	13.3	<0.1
1472484	Drill Core	0.066	14.6	34	2.75	568	0.459	7.80	3.015	1.28	0.2	8.5	32	1.9	19.6	7.2	0.5	<1	23	12.6	<0.1

This report supersedes all previous preliminary and final reports with this file number dated prior to the date on this certificate. Signature indicates final approval; preliminary reports are unsigned and should be used for reference only.

BUREAU VERITAS
MINERAL LABORATORIES
Canada

www.bureauveritas.com/um

Bureau Veritas Commodities Canada Ltd.

9050 Shaughnessy St Vancouver British Columbia V6P 6E5 Canada
PHONE (604) 253-3158

Client: **Goldstrike Resources Ltd.**
1010 - 1130 West Pender St.
Vancouver British Columbia V6E 4A4 Canada

Project: LUC
Report Date: October 18, 2018

CERTIFICATE OF ANALYSIS WHI18000325.1

	Method	MA200	MA200	MA200	MA200	MA200	MA200	MA200	AQ200
	Analyte	Rb	Hf	In	Re	Se	Te	Tl	Hg
	Unit	ppm	ppm	ppm	ppm	ppm	ppm	ppm	ppm
	MDL	0.1	0.1	0.05	0.005	1	0.5	0.5	0.01
1472455	Drill Core	28.4	0.5	<0.05	<0.005	<1	<0.5	<0.5	<0.01
1472456	Drill Core	37.9	0.4	0.06	<0.005	<1	<0.5	<0.5	<0.01
1472457	Drill Core	34.5	0.3	<0.05	<0.005	<1	<0.5	<0.5	<0.01
1472458	Drill Core	44.1	0.3	0.07	<0.005	<1	0.7	<0.5	<0.01
1472459	Drill Core	41.2	0.3	0.07	<0.005	<1	<0.5	<0.5	<0.01
1472460	Drill Core	32.1	0.6	0.17	<0.005	<1	0.7	<0.5	<0.01
1472461	Drill Core	33.7	0.6	0.10	<0.005	<1	<0.5	<0.5	<0.01
1472462	Drill Core	29.6	0.5	0.08	<0.005	<1	<0.5	<0.5	<0.01
1472463	Drill Core	36.4	0.5	0.14	<0.005	<1	<0.5	<0.5	<0.01
1472464	Drill Core	19.3	0.5	0.08	<0.005	<1	0.8	<0.5	<0.01
1472465	Drill Core	17.0	0.6	0.08	<0.005	<1	<0.5	<0.5	<0.01
1472466	Drill Core	27.9	0.5	0.06	<0.005	<1	<0.5	<0.5	<0.01
1472467	Drill Core	33.6	0.4	<0.05	<0.005	<1	<0.5	<0.5	<0.01
1472468	Drill Core	31.8	0.4	0.06	<0.005	<1	0.5	<0.5	<0.01
1472469	Drill Core	22.7	0.4	<0.05	<0.005	<1	0.8	<0.5	<0.01
1472470	Drill Core	37.2	0.3	0.07	<0.005	<1	<0.5	<0.5	<0.01
1472471	Drill Core	46.9	0.3	<0.05	<0.005	<1	<0.5	<0.5	<0.01
1472472	Drill Core	31.0	0.2	<0.05	<0.005	<1	<0.5	<0.5	<0.01
1472473	Drill Core	35.2	0.4	<0.05	<0.005	<1	<0.5	<0.5	<0.01
1472474	Drill Core	30.0	0.5	0.05	<0.005	<1	<0.5	<0.5	<0.01
1472475	Rock Pulp	21.8	1.0	<0.05	<0.005	<1	<0.5	<0.5	0.01
1472476	Rock Pulp	21.5	1.0	0.13	0.083	<1	<0.5	<0.5	0.08
1472477	Drill Core	35.7	0.3	0.06	<0.005	<1	<0.5	<0.5	<0.01
1472478	Drill Core	38.7	0.4	0.05	<0.005	<1	<0.5	<0.5	<0.01
1472479	Drill Core	28.2	0.4	0.05	<0.005	<1	0.8	<0.5	0.02
1472480	Drill Core	21.5	0.4	<0.05	<0.005	<1	0.6	<0.5	<0.01
1472481	Drill Core	34.7	0.3	<0.05	<0.005	<1	<0.5	<0.5	<0.01
1472482	Drill Core	32.8	0.3	<0.05	<0.005	2	<0.5	<0.5	<0.01
1472483	Drill Core	30.2	0.5	0.06	<0.005	<1	<0.5	<0.5	<0.01
1472484	Drill Core	26.1	0.5	0.06	<0.005	<1	<0.5	<0.5	<0.01

This report supersedes all previous preliminary and final reports with this file number dated prior to the date on this certificate. Signature indicates final approval; preliminary reports are unsigned and should be used for reference only.

BUREAU VERITAS
MINERAL LABORATORIES
Canada

www.bureauveritas.com/um

Bureau Veritas Commodities Canada Ltd.

9050 Shaughnessy St Vancouver British Columbia V6P 6E5 Canada
PHONE (604) 253-3158

Client: **Goldstrike Resources Ltd.**
1010 - 1130 West Pender St.
Vancouver British Columbia V6E 4A4 Canada

Project: LUC
Report Date: October 18, 2018

CERTIFICATE OF ANALYSIS WHI18000325.1

	Method	WGHT	FA350	MA200	MA200	MA200	MA200	MA200	MA200	MA200	MA200	MA200	MA200	MA200	MA200	MA200	MA200	MA200	MA200	MA200	MA200
	Analyte	Wgt	Au	Mo	Cu	Pb	Zn	Ag	Ni	Co	Mn	Fe	As	U	Th	Sr	Cd	Sb	Bi	V	Ca
	Unit	kg	ppb	ppm	ppm	ppm	ppm	ppm	ppm	ppm	ppm	%	ppm	ppm	ppm	ppm	ppm	ppm	ppm	ppm	%
	MDL	0.01	2	0.1	0.1	0.1	1	0.1	0.1	0.2	1	0.01	1	0.1	0.1	1	0.1	0.1	0.1	1	0.01
1472485	Drill Core	4.43	<2	4.0	6.4	3.9	63	<0.1	6.9	19.6	745	4.14	3	1.4	4.4	230	<0.1	0.2	<0.1	159	3.16
1472486	Drill Core	4.98	3	1.6	12.9	4.8	49	<0.1	12.8	16.0	714	3.83	4	1.5	4.7	249	<0.1	0.3	<0.1	107	2.75
1472487	Drill Core	3.70	<2	2.5	7.6	6.5	50	<0.1	15.0	17.3	864	4.45	2	2.6	7.8	390	<0.1	0.2	<0.1	135	4.01
1472488	Drill Core	4.93	<2	1.4	16.3	4.4	57	<0.1	14.2	18.0	863	4.54	2	2.3	7.8	359	0.1	0.1	<0.1	126	3.52
1472489	Drill Core	4.52	<2	2.0	12.5	4.7	47	<0.1	17.8	21.6	799	4.30	2	1.4	4.3	316	<0.1	0.2	<0.1	128	3.46
1472490	Drill Core	3.86	<2	1.0	23.1	86.9	44	0.3	15.7	19.0	718	4.12	2	1.1	3.0	375	0.2	0.2	0.8	141	3.58
1472491	Drill Core	4.56	<2	2.3	17.2	30.9	62	<0.1	25.1	24.2	959	5.06	3	1.3	3.9	303	<0.1	0.3	0.3	152	3.84
1472492	Drill Core	4.06	<2	1.7	19.7	16.9	61	<0.1	20.7	22.1	925	4.91	2	1.2	3.6	320	0.1	0.3	0.2	149	4.12
1472493	Drill Core	5.00	<2	0.7	4.5	9.0	51	<0.1	17.4	19.2	939	4.70	2	1.3	3.7	357	<0.1	0.3	0.1	138	4.31
1472494	Drill Core	4.37	<2	0.9	25.0	5.4	60	<0.1	22.3	30.3	1004	6.42	2	0.9	2.5	263	<0.1	0.3	<0.1	211	4.01
1472495	Drill Core	5.64	<2	0.9	7.5	5.7	58	<0.1	13.6	19.1	868	4.90	2	1.2	3.4	275	<0.1	0.2	<0.1	131	3.28
1472496	Drill Core	2.90	<2	1.1	15.3	6.2	77	<0.1	11.8	12.3	659	3.72	2	1.5	4.9	406	<0.1	0.4	<0.1	98	2.36
1472497	Drill Core	3.46	<2	1.4	28.0	6.1	73	<0.1	16.7	22.7	896	4.57	3	1.0	3.3	232	<0.1	0.3	<0.1	129	3.10
1472498	Drill Core	5.09	<2	1.7	29.3	4.9	63	0.1	28.4	23.6	925	5.15	4	1.2	4.0	239	<0.1	0.3	<0.1	158	3.07
1472499	Drill Core	5.25	<2	2.8	75.1	4.3	71	<0.1	22.3	33.7	1804	7.58	5	0.8	1.6	233	0.2	0.3	<0.1	284	6.08
1472500	Rock Pulp	0.06	2	3.4	24.4	4.3	46	0.4	22.6	11.4	520	2.59	4	0.8	2.0	238	0.2	0.8	<0.1	83	1.83
1472501	Rock Pulp	0.09	536	53.5	>10000	987.6	>10000	61.2	18.6	3.1	725	13.13	108	5.5	0.2	53	251.4	53.8	11.9	43	1.63
1472502	Drill Core	6.68	<2	1.7	12.9	9.4	59	<0.1	11.5	17.1	817	4.33	3	1.5	4.6	384	<0.1	0.2	<0.1	112	3.14
1472503	Drill Core	6.91	<2	1.2	7.6	8.0	74	0.2	4.7	10.9	895	3.63	5	1.7	7.3	417	<0.1	0.3	0.1	88	3.41
1472504	Drill Core	7.47	4	1.8	27.5	5.5	66	0.3	12.6	18.4	940	4.66	2	1.2	3.7	299	0.1	0.2	<0.1	119	3.77
1472505	Drill Core	4.94	<2	12.9	39.6	4.3	65	5.0	15.5	20.5	1890	5.30	3	1.0	2.4	230	0.2	0.3	<0.1	120	5.93
1472506	Drill Core	4.61	<2	1.3	2.9	4.5	49	0.3	12.3	17.8	1776	4.77	2	1.2	2.7	251	0.1	0.4	<0.1	95	9.96
1472507	Drill Core	6.28	54	2.1	47.8	12.3	65	0.2	15.6	23.6	1165	6.00	4	1.0	2.0	166	0.2	1.2	<0.1	207	3.83
1472508	Drill Core	7.27	4	1.7	64.4	13.3	76	<0.1	19.1	32.9	1320	7.56	8	1.1	1.5	198	<0.1	1.0	<0.1	253	4.08

This report supersedes all previous preliminary and final reports with this file number dated prior to the date on this certificate. Signature indicates final approval; preliminary reports are unsigned and should be used for reference only.

BUREAU VERITAS
MINERAL LABORATORIES
Canada

www.bureauveritas.com/um

Bureau Veritas Commodities Canada Ltd.

9050 Shaughnessy St Vancouver British Columbia V6P 6E5 Canada
PHONE (604) 253-3158

Client: **Goldstrike Resources Ltd.**
1010 - 1130 West Pender St.
Vancouver British Columbia V6E 4A4 Canada

Project: LUC
Report Date: October 18, 2018

CERTIFICATE OF ANALYSIS WHI18000325.1

	Method	MA200	MA200	MA200	MA200	MA200	MA200	MA200	MA200	MA200	MA200	MA200	MA200	MA200	MA200	MA200	MA200	MA200	MA200	MA200	MA200
	Analyte	P	La	Cr	Mg	Ba	Ti	Al	Na	K	W	Zr	Ce	Sn	Y	Nb	Ta	Be	Sc	Li	S
	Unit	%	ppm	ppm	%	ppm	%	%	%	%	ppm	ppm	ppm	ppm	ppm	ppm	ppm	ppm	ppm	ppm	%
	MDL	0.001	0.1	1	0.01	1	0.001	0.01	0.001	0.01	0.1	0.1	1	0.1	0.1	0.1	0.1	1	1	0.1	0.1
1472485	Drill Core	0.053	13.1	26	2.30	610	0.435	7.07	2.887	1.46	0.3	7.5	32	1.7	21.1	6.7	0.6	1	19	13.5	<0.1
1472486	Drill Core	0.071	18.1	36	1.89	465	0.401	7.39	3.373	1.08	0.6	4.9	36	1.1	21.3	6.9	0.5	<1	16	12.1	<0.1
1472487	Drill Core	0.107	34.6	52	2.20	470	0.486	7.96	3.520	0.91	0.2	6.8	65	1.5	28.2	9.5	0.6	1	20	11.5	<0.1
1472488	Drill Core	0.084	25.2	44	2.28	553	0.493	7.57	3.380	1.22	0.3	7.3	46	1.3	21.2	9.2	0.7	1	20	10.7	0.1
1472489	Drill Core	0.066	16.1	52	2.20	489	0.447	7.36	3.442	1.14	0.2	6.3	30	1.0	17.4	6.2	0.4	1	20	9.9	<0.1
1472490	Drill Core	0.058	11.7	59	2.24	494	0.400	7.21	3.209	1.25	0.2	7.0	24	1.2	14.9	5.4	0.3	<1	21	9.5	<0.1
1472491	Drill Core	0.077	15.3	83	2.93	448	0.504	7.89	3.401	1.18	0.4	7.7	30	1.2	18.9	6.8	0.4	1	24	15.4	<0.1
1472492	Drill Core	0.068	15.3	63	2.53	720	0.495	7.78	3.317	1.28	0.3	7.0	29	1.0	18.2	5.9	0.4	<1	22	13.1	0.1
1472493	Drill Core	0.069	15.5	59	2.37	758	0.486	8.05	3.177	1.24	0.2	6.9	29	0.9	19.1	5.7	0.4	1	21	9.7	<0.1
1472494	Drill Core	0.081	11.9	53	2.55	422	0.681	7.84	3.710	0.98	0.3	7.8	25	1.3	27.1	4.6	0.4	<1	25	8.8	0.2
1472495	Drill Core	0.080	12.8	52	2.38	644	0.494	7.98	3.730	1.09	0.6	7.5	26	0.9	17.1	5.8	0.4	<1	22	12.1	<0.1
1472496	Drill Core	0.079	18.1	32	1.39	900	0.352	7.68	3.750	1.31	1.0	5.6	37	1.0	13.9	6.9	0.5	2	12	9.7	<0.1
1472497	Drill Core	0.074	13.0	50	2.05	445	0.466	7.65	4.190	0.75	0.4	6.9	26	1.1	17.6	5.1	0.4	<1	18	13.0	0.2
1472498	Drill Core	0.054	12.5	101	2.57	2376	0.486	7.25	3.313	0.89	0.8	9.0	25	1.2	20.2	5.8	0.4	<1	23	16.5	0.1
1472499	Drill Core	0.077	11.4	41	2.59	301	0.673	6.53	2.461	0.97	0.4	6.3	24	1.2	33.3	3.4	0.2	<1	26	15.1	0.5
1472500	Rock Pulp	0.053	9.0	33	0.80	489	0.286	5.27	2.092	0.87	27.3	36.1	19	0.7	13.2	3.4	0.2	<1	11	12.8	<0.1
1472501	Rock Pulp	0.041	2.2	15	2.28	13	0.029	3.86	0.518	0.79	0.5	27.0	7	3.2	5.3	0.4	<0.1	<1	8	7.5	>10
1472502	Drill Core	0.080	16.9	37	1.87	778	0.383	7.55	2.878	1.43	0.7	6.8	34	1.0	14.7	6.4	0.4	1	16	12.7	0.1
1472503	Drill Core	0.133	33.1	13	1.39	1054	0.342	7.30	2.549	1.79	2.5	10.1	65	1.2	16.0	9.6	0.5	2	10	12.5	<0.1
1472504	Drill Core	0.096	13.5	38	1.76	514	0.472	7.61	2.748	1.45	2.6	6.1	27	1.0	14.9	5.5	0.4	1	20	14.0	0.2
1472505	Drill Core	0.064	13.4	44	2.42	300	0.444	6.81	2.628	1.10	34.2	5.6	26	0.7	20.4	3.4	0.2	<1	18	11.6	0.2
1472506	Drill Core	0.043	14.0	34	3.23	173	0.310	5.31	1.952	0.79	2.2	4.6	27	0.6	21.5	3.8	0.3	<1	14	7.6	<0.1
1472507	Drill Core	0.065	11.4	35	2.17	322	0.525	6.96	1.863	1.17	0.9	5.4	24	0.9	19.8	3.7	0.3	1	25	9.9	0.3
1472508	Drill Core	0.076	10.6	37	2.11	282	0.659	7.10	2.755	1.04	0.6	6.1	23	1.0	23.7	4.2	0.3	1	31	10.6	0.5

This report supersedes all previous preliminary and final reports with this file number dated prior to the date on this certificate. Signature indicates final approval; preliminary reports are unsigned and should be used for reference only.

BUREAU VERITAS
MINERAL LABORATORIES
Canada

www.bureauveritas.com/um

Bureau Veritas Commodities Canada Ltd.

9050 Shaughnessy St Vancouver British Columbia V6P 6E5 Canada
PHONE (604) 253-3158

Client: **Goldstrike Resources Ltd.**
1010 - 1130 West Pender St.
Vancouver British Columbia V6E 4A4 Canada

Project: LUC
Report Date: October 18, 2018

CERTIFICATE OF ANALYSIS WHI18000325.1

	Method	MA200	MA200	MA200	MA200	MA200	MA200	MA200	AQ200
	Analyte	Rb	Hf	In	Re	Se	Te	Tl	Hg
	Unit	ppm	ppm	ppm	ppm	ppm	ppm	ppm	ppm
	MDL	0.1	0.1	0.05	0.005	1	0.5	0.5	0.01
1472485	Drill Core	22.7	0.5	0.07	<0.005	<1	<0.5	<0.5	<0.01
1472486	Drill Core	32.8	0.3	<0.05	<0.005	<1	<0.5	<0.5	<0.01
1472487	Drill Core	29.7	0.4	0.08	<0.005	<1	<0.5	<0.5	<0.01
1472488	Drill Core	39.8	0.4	0.06	<0.005	<1	<0.5	<0.5	<0.01
1472489	Drill Core	33.5	0.3	<0.05	<0.005	<1	<0.5	<0.5	<0.01
1472490	Drill Core	29.7	0.4	<0.05	<0.005	<1	<0.5	<0.5	<0.01
1472491	Drill Core	36.5	0.5	<0.05	0.005	<1	<0.5	<0.5	<0.01
1472492	Drill Core	36.0	0.4	0.05	<0.005	<1	<0.5	<0.5	<0.01
1472493	Drill Core	36.4	0.4	0.06	<0.005	<1	<0.5	<0.5	<0.01
1472494	Drill Core	28.7	0.4	0.08	<0.005	<1	<0.5	<0.5	<0.01
1472495	Drill Core	35.1	0.4	0.06	<0.005	<1	<0.5	<0.5	<0.01
1472496	Drill Core	38.7	0.2	<0.05	<0.005	<1	<0.5	<0.5	<0.01
1472497	Drill Core	23.6	0.4	0.05	<0.005	<1	<0.5	<0.5	0.02
1472498	Drill Core	30.0	0.4	<0.05	<0.005	<1	0.7	<0.5	<0.01
1472499	Drill Core	30.8	0.4	0.07	<0.005	<1	0.7	<0.5	<0.01
1472500	Rock Pulp	23.1	1.1	<0.05	<0.005	<1	<0.5	<0.5	0.02
1472501	Rock Pulp	10.0	0.9	9.98	0.011	4	8.6	2.4	2.93
1472502	Drill Core	45.1	0.3	<0.05	<0.005	<1	<0.5	<0.5	<0.01
1472503	Drill Core	61.8	0.4	0.06	<0.005	<1	<0.5	<0.5	<0.01
1472504	Drill Core	49.3	0.4	0.06	<0.005	<1	<0.5	<0.5	<0.01
1472505	Drill Core	37.9	0.3	0.08	<0.005	<1	0.6	<0.5	<0.01
1472506	Drill Core	30.7	0.4	<0.05	0.005	<1	3.1	<0.5	<0.01
1472507	Drill Core	46.6	0.3	0.07	<0.005	<1	0.9	<0.5	0.02
1472508	Drill Core	47.4	0.4	0.08	<0.005	<1	<0.5	<0.5	0.03

This report supersedes all previous preliminary and final reports with this file number dated prior to the date on this certificate. Signature indicates final approval; preliminary reports are unsigned and should be used for reference only.

BUREAU VERITAS
MINERAL LABORATORIES
Canada

www.bureauveritas.com/um

Bureau Veritas Commodities Canada Ltd.
9050 Shaughnessy St Vancouver British Columbia V6P 6E5 Canada
PHONE (604) 253-3158

Client: **Goldstrike Resources Ltd.**
1010 - 1130 West Pender St.
Vancouver British Columbia V6E 4A4 Canada

Project: LUC
Report Date: October 18, 2018

QUALITY CONTROL REPORT WHI18000325.1

	Method	WGHT	FA350	MA200	MA200	MA200	MA200	MA200	MA200	MA200	MA200	MA200	MA200	MA200	MA200	MA200	MA200	MA200	MA200	MA200	MA200
	Analyte	Wgt	Au	Mo	Cu	Pb	Zn	Ag	Ni	Co	Mn	Fe	As	U	Th	Sr	Cd	Sb	Bi	V	Ca
	Unit	kg	ppb	ppm	ppm	ppm	ppm	ppm	ppm	ppm	ppm	%	ppm	ppm	ppm	ppm	ppm	ppm	ppm	ppm	%
	MDL	0.01	2	0.1	0.1	0.1	1	0.1	0.1	0.2	1	0.01	1	0.1	0.1	1	0.1	0.1	0.1	1	0.01
Pulp Duplicates																					
1472367	Drill Core	3.51	35	3.2	25.5	17.0	130	4.1	32.5	20.6	916	5.26	7	0.6	5.0	280	0.4	1.9	<0.1	144	0.23
REP 1472367	QC																				
1472370	Drill Core	2.59	12	0.9	30.5	6.4	84	0.4	6.9	14.8	622	4.20	3	0.5	3.6	74	0.2	1.3	<0.1	126	0.25
REP 1472370	QC		11																		
1472381	Drill Core	5.52	2	1.0	18.9	4.5	61	<0.1	10.5	18.7	1069	5.46	8	0.9	3.0	149	<0.1	0.3	<0.1	188	5.03
REP 1472381	QC			1.1	18.3	4.7	63	<0.1	10.5	17.8	998	5.57	9	0.9	3.0	150	0.1	0.4	<0.1	193	5.05
1472400	Rock Pulp	0.06	3	2.9	24.1	4.3	42	0.4	23.0	11.8	488	2.56	4	0.7	1.8	232	0.1	0.7	<0.1	89	1.84
REP 1472400	QC																				
1472403	Drill Core	3.36	6	6.4	24.6	5.4	82	0.2	25.6	33.8	1181	5.18	4	1.1	3.2	261	0.1	0.2	<0.1	164	5.85
REP 1472403	QC		8																		
1472416	Drill Core	3.51	3	1.4	32.2	5.8	70	<0.1	39.9	24.6	968	4.67	4	1.0	2.8	226	<0.1	0.3	<0.1	161	4.94
REP 1472416	QC			1.6	32.1	5.8	69	<0.1	40.2	26.0	990	4.72	3	1.0	3.0	232	<0.1	0.2	<0.1	165	4.94
1472435	Drill Core	5.52	<2	0.6	4.3	3.0	32	<0.1	16.6	10.5	523	2.55	2	0.9	6.9	142	<0.1	<0.1	<0.1	71	1.94
REP 1472435	QC																				
1472437	Drill Core	3.79	<2	2.3	11.9	5.4	72	<0.1	20.6	27.8	1438	7.17	5	1.1	1.5	190	<0.1	0.3	<0.1	275	2.64
REP 1472437	QC		<2																		
1472451	Rock Pulp	0.09	572	53.3	>10000	986.5	>10000	62.5	19.0	3.2	727	13.35	110	4.6	0.2	54	253.2	54.8	12.2	48	1.69
REP 1472451	QC			52.2	>10000	965.5	>10000	59.5	20.1	3.3	734	12.92	103	4.4	0.2	55	261.7	57.2	12.0	46	1.63
1472470	Drill Core	5.55	5	0.4	11.9	4.3	71	<0.1	23.9	16.5	1419	4.09	3	1.2	4.5	181	0.3	0.2	0.2	128	2.95
REP 1472470	QC																				
1472471	Drill Core	4.78	<2	0.4	2.5	4.0	62	<0.1	16.1	12.2	830	3.51	2	1.2	5.4	168	0.2	0.1	0.2	110	2.48
REP 1472471	QC		2																		
1472503	Drill Core	6.91	<2	1.2	7.6	8.0	74	0.2	4.7	10.9	895	3.63	5	1.7	7.3	417	<0.1	0.3	0.1	88	3.41
REP 1472503	QC		<2																		
1472505	Drill Core	4.94	<2	12.9	39.6	4.3	65	5.0	15.5	20.5	1890	5.30	3	1.0	2.4	230	0.2	0.3	<0.1	120	5.93
REP 1472505	QC																				
Core Reject Duplicates																					
1472372	Drill Core	3.95	<2	2.3	36.7	7.1	72	<0.1	15.4	22.8	800	5.13	5	0.6	2.3	210	0.2	1.1	0.3	161	6.75

This report supersedes all previous preliminary and final reports with this file number dated prior to the date on this certificate. Signature indicates final approval; preliminary reports are unsigned and should be used for reference only.

BUREAU VERITAS
MINERAL LABORATORIES
Canada

www.bureauveritas.com/um

Bureau Veritas Commodities Canada Ltd.
9050 Shaughnessy St Vancouver British Columbia V6P 6E5 Canada
PHONE (604) 253-3158

Client: **Goldstrike Resources Ltd.**
1010 - 1130 West Pender St.
Vancouver British Columbia V6E 4A4 Canada

Project: LUC
Report Date: October 18, 2018

QUALITY CONTROL REPORT WHI18000325.1

	Method	MA200	MA200	MA200	MA200	MA200	MA200	MA200	MA200	MA200	MA200	MA200	MA200	MA200	MA200	MA200	MA200	MA200	MA200	MA200	MA200
	Analyte	P	La	Cr	Mg	Ba	Ti	Al	Na	K	W	Zr	Ce	Sn	Y	Nb	Ta	Be	Sc	Li	S
	Unit	%	ppm	ppm	%	ppm	%	%	%	%	ppm	ppm	ppm	ppm	ppm	ppm	ppm	ppm	ppm	ppm	%
	MDL	0.001	0.1	1	0.01	1	0.001	0.01	0.001	0.01	0.1	0.1	1	0.1	0.1	0.1	0.1	1	1	0.1	0.1
Pulp Duplicates																					
1472367	Drill Core	0.068	18.8	43	0.12	406	0.186	6.98	3.558	0.48	4.6	9.1	36	0.6	12.4	1.8	0.1	<1	22	16.5	<0.1
REP 1472367	QC																				
1472370	Drill Core	0.042	11.8	20	0.56	628	0.271	6.79	0.956	1.54	2.5	6.0	23	1.0	12.8	3.8	0.3	<1	21	23.9	<0.1
REP 1472370	QC																				
1472381	Drill Core	0.061	12.4	31	1.09	886	0.422	6.41	1.426	1.68	0.9	7.6	25	0.9	16.9	4.4	0.3	<1	17	15.2	<0.1
REP 1472381	QC	0.064	12.8	32	1.11	940	0.437	6.54	1.466	1.70	0.9	7.2	27	1.0	16.5	4.6	0.3	<1	21	14.0	<0.1
1472400	Rock Pulp	0.059	8.2	30	0.83	472	0.272	5.23	2.123	0.87	27.5	37.4	18	0.7	12.6	3.3	0.2	1	10	11.6	<0.1
REP 1472400	QC																				
1472403	Drill Core	0.068	14.4	71	1.72	981	0.433	7.32	2.044	1.54	1.2	6.0	29	1.3	17.4	5.9	0.4	1	22	12.0	<0.1
REP 1472403	QC																				
1472416	Drill Core	0.056	11.3	102	1.98	377	0.271	7.59	2.212	1.53	0.5	6.4	22	0.9	15.2	1.6	0.1	<1	23	15.7	<0.1
REP 1472416	QC	0.061	11.8	105	1.97	386	0.280	7.69	2.231	1.54	0.6	7.0	23	1.0	15.6	1.8	0.1	<1	22	15.8	<0.1
1472435	Drill Core	0.029	17.5	48	1.31	247	0.211	6.72	4.142	0.81	0.1	20.3	34	1.8	15.1	5.2	0.4	<1	11	6.7	<0.1
REP 1472435	QC																				
1472437	Drill Core	0.081	7.6	40	2.25	296	0.821	6.84	3.464	0.76	0.4	7.7	18	1.7	28.2	3.7	0.2	<1	27	13.5	<0.1
REP 1472437	QC																				
1472451	Rock Pulp	0.042	2.2	14	2.38	185	0.029	3.97	0.544	0.82	0.5	27.6	7	3.3	5.9	0.4	<0.1	<1	8	7.1	>10
REP 1472451	QC	0.040	2.3	14	2.34	165	0.028	3.91	0.510	0.80	0.6	27.8	7	3.4	6.1	0.4	<0.1	<1	8	6.6	>10
1472470	Drill Core	0.036	14.5	75	1.84	482	0.318	6.88	3.401	1.32	1.2	6.4	29	1.8	18.8	5.8	0.4	<1	15	11.7	<0.1
REP 1472470	QC																				
1472471	Drill Core	0.028	14.0	58	1.41	888	0.300	7.03	3.274	1.64	0.6	8.1	27	2.1	18.9	7.1	0.5	<1	12	10.2	<0.1
REP 1472471	QC																				
1472503	Drill Core	0.133	33.1	13	1.39	1054	0.342	7.30	2.549	1.79	2.5	10.1	65	1.2	16.0	9.6	0.5	2	10	12.5	<0.1
REP 1472503	QC																				
1472505	Drill Core	0.064	13.4	44	2.42	300	0.444	6.81	2.628	1.10	34.2	5.6	26	0.7	20.4	3.4	0.2	<1	18	11.6	0.2
REP 1472505	QC																				
Core Reject Duplicates																					
1472372	Drill Core	0.072	10.1	103	0.93	1026	0.500	7.63	1.272	1.71	1.9	6.9	21	1.1	16.6	6.1	0.4	<1	25	9.6	<0.1

This report supersedes all previous preliminary and final reports with this file number dated prior to the date on this certificate. Signature indicates final approval; preliminary reports are unsigned and should be used for reference only.

BUREAU VERITAS
MINERAL LABORATORIES
Canada

www.bureauveritas.com/um

Bureau Veritas Commodities Canada Ltd.
9050 Shaughnessy St Vancouver British Columbia V6P 6E5 Canada
PHONE (604) 253-3158

Client: **Goldstrike Resources Ltd.**
1010 - 1130 West Pender St.
Vancouver British Columbia V6E 4A4 Canada

Project: LUC
Report Date: October 18, 2018

QUALITY CONTROL REPORT WHI18000325.1

	Method	MA200	MA200	MA200	MA200	MA200	MA200	MA200	AQ200
	Analyte	Rb	Hf	In	Re	Se	Te	Tl	Hg
	Unit	ppm	ppm	ppm	ppm	ppm	ppm	ppm	ppm
	MDL	0.1	0.1	0.05	0.005	1	0.5	0.5	0.01
Pulp Duplicates									
1472367	Drill Core	10.7	0.3	0.06	<0.005	<1	1.4	<0.5	1.98
REP 1472367	QC								2.03
1472370	Drill Core	53.0	0.3	0.11	<0.005	<1	<0.5	<0.5	0.08
REP 1472370	QC								
1472381	Drill Core	56.6	0.3	<0.05	<0.005	<1	<0.5	<0.5	<0.01
REP 1472381	QC	58.1	0.3	<0.05	<0.005	<1	<0.5	<0.5	
1472400	Rock Pulp	21.7	1.0	<0.05	<0.005	1	<0.5	<0.5	0.02
REP 1472400	QC								0.02
1472403	Drill Core	55.9	0.3	0.05	<0.005	<1	<0.5	<0.5	<0.01
REP 1472403	QC								
1472416	Drill Core	51.0	0.3	<0.05	<0.005	<1	<0.5	<0.5	<0.01
REP 1472416	QC	52.7	0.4	0.05	<0.005	<1	0.5	<0.5	
1472435	Drill Core	25.3	0.6	<0.05	<0.005	<1	<0.5	<0.5	0.01
REP 1472435	QC								0.01
1472437	Drill Core	30.2	0.4	0.09	<0.005	<1	<0.5	<0.5	<0.01
REP 1472437	QC								
1472451	Rock Pulp	9.8	0.9	9.73	0.014	4	8.4	2.7	2.80
REP 1472451	QC	9.6	0.8	10.19	0.012	5	8.6	2.5	
1472470	Drill Core	37.2	0.3	0.07	<0.005	<1	<0.5	<0.5	<0.01
REP 1472470	QC								<0.01
1472471	Drill Core	46.9	0.3	<0.05	<0.005	<1	<0.5	<0.5	<0.01
REP 1472471	QC								
1472503	Drill Core	61.8	0.4	0.06	<0.005	<1	<0.5	<0.5	<0.01
REP 1472503	QC								
1472505	Drill Core	37.9	0.3	0.08	<0.005	<1	0.6	<0.5	<0.01
REP 1472505	QC								<0.01
Core Reject Duplicates									
1472372	Drill Core	52.6	0.4	0.07	<0.005	<1	0.6	<0.5	<0.01

This report supersedes all previous preliminary and final reports with this file number dated prior to the date on this certificate. Signature indicates final approval; preliminary reports are unsigned and should be used for reference only.

BUREAU VERITAS
MINERAL LABORATORIES
Canada

www.bureauveritas.com/um

Bureau Veritas Commodities Canada Ltd.
9050 Shaughnessy St Vancouver British Columbia V6P 6E5 Canada
PHONE (604) 253-3158

Client: **Goldstrike Resources Ltd.**
1010 - 1130 West Pender St.
Vancouver British Columbia V6E 4A4 Canada

Project: LUC
Report Date: October 18, 2018

QUALITY CONTROL REPORT WHI18000325.1

		WGHT	FA350	MA200	MA200	MA200	MA200	MA200	MA200	MA200	MA200	MA200	MA200	MA200	MA200	MA200	MA200	MA200	MA200	MA200	MA200
		Wgt	Au	Mo	Cu	Pb	Zn	Ag	Ni	Co	Mn	Fe	As	U	Th	Sr	Cd	Sb	Bi	V	Ca
		kg	ppb	ppm	ppm	ppm	ppm	ppm	ppm	ppm	ppm	%	ppm	ppm	ppm	ppm	ppm	ppm	ppm	ppm	%
		0.01	2	0.1	0.1	0.1	1	0.1	0.1	0.2	1	0.01	1	0.1	0.1	1	0.1	0.1	0.1	1	0.01
DUP 1472372	QC		<2	2.2	37.9	7.2	73	<0.1	15.5	23.9	782	5.06	5	0.7	2.3	216	0.1	1.2	0.3	158	6.76
1472406	Drill Core	3.73	<2	2.3	17.6	5.8	70	<0.1	18.8	14.2	771	3.93	5	0.8	4.9	107	<0.1	0.4	<0.1	119	3.52
DUP 1472406	QC		2	2.2	17.5	5.9	67	<0.1	19.2	14.1	752	4.02	6	0.9	5.1	110	0.2	0.4	<0.1	122	3.53
1472440	Drill Core	4.12	<2	1.0	2.8	8.5	30	<0.1	34.5	14.6	781	3.14	2	1.3	5.6	219	<0.1	0.1	<0.1	100	2.85
DUP 1472440	QC		<2	0.8	3.2	7.9	28	<0.1	33.5	14.7	821	3.06	<1	1.2	5.5	202	<0.1	0.1	<0.1	98	2.81
1472474	Drill Core	5.22	<2	0.4	6.9	3.5	58	<0.1	15.9	18.5	986	4.03	2	1.3	5.4	244	<0.1	<0.1	0.1	136	2.84
DUP 1472474	QC		<2	0.4	8.9	3.4	59	<0.1	15.5	21.2	1016	4.20	1	1.2	4.9	238	<0.1	0.1	0.1	139	2.98
1472508	Drill Core	7.27	4	1.7	64.4	13.3	76	<0.1	19.1	32.9	1320	7.56	8	1.1	1.5	198	<0.1	1.0	<0.1	253	4.08
DUP 1472508	QC		4	1.5	62.3	12.9	77	<0.1	18.6	31.1	1317	7.53	7	1.1	1.5	183	0.2	0.9	<0.1	256	4.09
Reference Materials																					
STD DS11	Standard																				
STD DS11	Standard																				
STD DS11	Standard																				
STD DS11	Standard																				
STD DS11	Standard																				
STD DS11	Standard																				
STD OREAS25A-4A	Standard			2.0	32.2	23.4	40	<0.1	45.8	7.2	493	6.58	10	2.7	14.6	47	<0.1	0.6	0.2	170	0.30
STD OREAS25A-4A	Standard			2.3	33.8	24.0	46	<0.1	44.4	8.0	495	6.61	9	2.8	15.8	47	<0.1	0.6	0.3	160	0.29
STD OREAS25A-4A	Standard			2.4	32.6	25.1	44	<0.1	44.9	7.4	494	6.40	9	2.7	15.9	49	<0.1	0.6	0.4	143	0.28
STD OREAS25A-4A	Standard			2.2	36.0	24.8	48	<0.1	47.9	7.7	490	6.67	9	2.8	15.6	49	<0.1	0.6	0.4	165	0.27
STD OREAS25A-4A	Standard			2.8	34.9	25.7	42	<0.1	43.9	7.6	500	6.46	8	3.1	17.8	50	<0.1	0.7	0.3	156	0.29
STD OREAS25A-4A	Standard			2.2	33.5	22.5	41	<0.1	40.9	7.0	491	6.52	9	2.6	15.2	48	<0.1	0.5	0.3	162	0.37
STD OREAS25A-4A	Standard			2.3	32.4	24.1	45	<0.1	43.4	7.1	477	6.46	9	2.7	15.1	47	<0.1	0.7	0.4	167	0.28
STD OREAS25A-4A	Standard			2.6	34.1	25.7	46	<0.1	45.6	7.6	492	6.58	10	2.9	16.1	49	<0.1	0.6	0.4	159	0.29
STD OREAS45E	Standard			2.2	794.5	18.6	46	0.3	478.3	56.8	574	24.91	17	2.5	13.2	16	<0.1	1.0	0.2	344	0.06
STD OREAS45E	Standard			2.4	763.1	18.6	50	0.3	470.5	58.6	551	24.62	17	2.6	13.7	17	<0.1	1.1	0.3	326	0.06
STD OREAS45E	Standard			2.6	766.6	18.8	46	0.3	471.2	59.2	590	26.04	17	2.5	13.5	17	<0.1	1.0	0.3	324	0.07
STD OREAS45E	Standard			2.7	810.1	19.5	51	0.3	496.7	62.2	571	25.30	16	2.6	14.0	18	<0.1	1.1	0.3	360	0.07
STD OREAS45E	Standard			2.2	779.9	18.9	43	0.3	484.3	59.4	559	24.33	16	2.6	13.5	17	<0.1	1.0	0.3	344	0.08

This report supersedes all previous preliminary and final reports with this file number dated prior to the date on this certificate. Signature indicates final approval; preliminary reports are unsigned and should be used for reference only.

BUREAU VERITAS
MINERAL LABORATORIES
Canada

www.bureauveritas.com/um

Bureau Veritas Commodities Canada Ltd.
9050 Shaughnessy St Vancouver British Columbia V6P 6E5 Canada
PHONE (604) 253-3158

Client: **Goldstrike Resources Ltd.**
1010 - 1130 West Pender St.
Vancouver British Columbia V6E 4A4 Canada

Project: LUC
Report Date: October 18, 2018

QUALITY CONTROL REPORT WHI18000325.1

		MA200 P % 0.001	MA200 La ppm 0.1	MA200 Cr ppm 1	MA200 Mg % 0.01	MA200 Ba ppm 1	MA200 Ti % 0.001	MA200 Al % 0.01	MA200 Na % 0.001	MA200 K % 0.01	MA200 W ppm 0.1	MA200 Zr ppm 0.1	MA200 Ce ppm 1	MA200 Sn ppm 0.1	MA200 Y ppm 0.1	MA200 Nb ppm 0.1	MA200 Ta ppm 0.1	MA200 Be ppm 1	MA200 Sc ppm 1	MA200 Li ppm 0.1	MA200 S % 0.1
DUP 1472372	QC	0.072	10.4	102	0.94	1011	0.467	7.49	1.227	1.70	2.0	7.0	21	1.1	15.0	6.1	0.4	1	27	10.4	<0.1
1472406	Drill Core	0.067	13.5	96	0.86	359	0.354	7.10	1.244	1.26	1.2	10.5	27	1.3	15.2	6.0	0.4	1	18	25.6	<0.1
DUP 1472406	QC	0.069	13.5	98	0.85	361	0.359	7.22	1.239	1.23	1.5	10.7	27	1.2	14.0	6.3	0.5	1	19	27.0	<0.1
1472440	Drill Core	0.034	15.4	83	2.06	498	0.293	6.54	3.606	1.05	0.1	16.9	30	1.4	20.5	4.2	0.3	<1	14	10.3	<0.1
DUP 1472440	QC	0.032	15.1	88	2.03	468	0.279	6.38	3.555	0.99	<0.1	15.4	29	1.3	18.7	4.2	0.3	<1	13	9.1	<0.1
1472474	Drill Core	0.050	14.4	65	1.95	487	0.416	7.42	3.948	1.01	0.2	10.9	28	1.8	23.7	6.6	0.5	1	18	8.6	<0.1
DUP 1472474	QC	0.050	14.3	71	2.01	473	0.402	7.27	3.825	0.98	0.4	9.7	28	1.8	23.5	6.4	0.5	<1	18	9.0	<0.1
1472508	Drill Core	0.076	10.6	37	2.11	282	0.659	7.10	2.755	1.04	0.6	6.1	23	1.0	23.7	4.2	0.3	1	31	10.6	0.5
DUP 1472508	QC	0.074	10.2	36	2.12	277	0.643	7.13	2.752	1.04	0.6	5.5	22	0.9	22.2	3.9	0.3	1	30	11.5	0.5
Reference Materials																					
STD DS11	Standard																				
STD DS11	Standard																				
STD DS11	Standard																				
STD DS11	Standard																				
STD DS11	Standard																				
STD DS11	Standard																				
STD OREAS25A-4A	Standard	0.050	22.0	103	0.33	143	0.956	8.60	0.120	0.47	2.1	150.8	48	3.4	10.9	19.0	1.5	<1	12	33.8	<0.1
STD OREAS25A-4A	Standard	0.048	23.6	112	0.30	141	0.919	9.20	0.136	0.47	1.9	140.6	48	3.9	10.2	18.9	1.4	1	12	36.1	<0.1
STD OREAS25A-4A	Standard	0.046	23.2	116	0.30	146	0.904	8.77	0.130	0.46	1.9	146.6	48	3.7	10.5	18.7	1.3	<1	12	35.7	<0.1
STD OREAS25A-4A	Standard	0.046	22.6	108	0.30	143	0.907	8.94	0.133	0.48	1.8	142.9	47	3.8	10.4	18.1	1.4	<1	12	35.6	<0.1
STD OREAS25A-4A	Standard	0.048	24.6	108	0.32	144	0.874	8.75	0.123	0.48	1.8	148.3	50	4.1	11.0	19.2	1.4	<1	12	38.1	<0.1
STD OREAS25A-4A	Standard	0.048	23.7	111	0.32	138	0.904	8.84	0.108	0.47	1.8	145.3	49	3.8	10.5	18.4	1.3	<1	12	36.0	<0.1
STD OREAS25A-4A	Standard	0.049	20.0	107	0.31	142	0.926	8.66	0.139	0.48	1.9	153.3	46	3.5	10.2	19.1	1.4	2	12	37.6	<0.1
STD OREAS25A-4A	Standard	0.050	21.3	120	0.34	146	0.928	8.86	0.155	0.50	2.1	154.0	46	3.9	10.2	19.9	1.4	1	12	39.4	<0.1
STD OREAS45E	Standard	0.033	11.7	918	0.17	270	0.550	6.78	0.057	0.35	1.1	98.2	26	1.4	8.4	6.1	0.5	<1	90	6.8	<0.1
STD OREAS45E	Standard	0.033	11.9	947	0.15	251	0.538	6.83	0.057	0.33	1.0	92.7	25	1.2	8.1	6.0	0.6	<1	89	6.5	<0.1
STD OREAS45E	Standard	0.031	11.6	1022	0.14	257	0.530	6.79	0.057	0.33	0.9	92.6	24	1.3	7.8	6.1	0.5	<1	91	7.0	<0.1
STD OREAS45E	Standard	0.035	12.4	1090	0.15	267	0.540	7.04	0.059	0.34	0.9	96.0	25	1.3	8.5	6.3	0.5	<1	90	6.3	<0.1
STD OREAS45E	Standard	0.034	11.5	1033	0.15	251	0.509	6.91	0.056	0.34	1.0	93.3	24	1.3	7.7	6.0	0.5	<1	91	6.9	<0.1

This report supersedes all previous preliminary and final reports with this file number dated prior to the date on this certificate. Signature indicates final approval; preliminary reports are unsigned and should be used for reference only.

BUREAU VERITAS
MINERAL LABORATORIES
Canada

www.bureauveritas.com/um

Bureau Veritas Commodities Canada Ltd.
9050 Shaughnessy St Vancouver British Columbia V6P 6E5 Canada
PHONE (604) 253-3158

Client: **Goldstrike Resources Ltd.**
1010 - 1130 West Pender St.
Vancouver British Columbia V6E 4A4 Canada

Project: LUC
Report Date: October 18, 2018

QUALITY CONTROL REPORT WHI18000325.1

		MA200 Rb ppm 0.1	MA200 Hf ppm 0.1	MA200 In ppm 0.05	MA200 Re ppm 0.005	MA200 Se ppm 1	MA200 Te ppm 0.5	MA200 Tl ppm 0.5	AQ200 Hg ppm 0.01
DUP 1472372	QC	51.4	0.4	<0.05	<0.005	<1	0.8	<0.5	<0.01
1472406	Drill Core	37.7	0.4	<0.05	<0.005	<1	<0.5	<0.5	<0.01
DUP 1472406	QC	37.9	0.4	0.06	<0.005	<1	<0.5	<0.5	<0.01
1472440	Drill Core	33.1	0.5	<0.05	<0.005	<1	<0.5	<0.5	0.01
DUP 1472440	QC	30.0	0.5	<0.05	<0.005	<1	<0.5	<0.5	<0.01
1472474	Drill Core	30.0	0.5	0.05	<0.005	<1	<0.5	<0.5	<0.01
DUP 1472474	QC	29.5	0.5	0.05	<0.005	<1	<0.5	<0.5	<0.01
1472508	Drill Core	47.4	0.4	0.08	<0.005	<1	<0.5	<0.5	0.03
DUP 1472508	QC	45.7	0.4	0.10	<0.005	<1	0.5	<0.5	0.02
Reference Materials									
STD DS11	Standard								0.24
STD DS11	Standard								0.26
STD DS11	Standard								0.27
STD DS11	Standard								0.23
STD DS11	Standard								0.27
STD DS11	Standard								0.25
STD OREAS25A-4A	Standard	55.7	4.0	0.07	<0.005	3	<0.5	<0.5	
STD OREAS25A-4A	Standard	57.6	3.7	0.13	<0.005	2	<0.5	<0.5	
STD OREAS25A-4A	Standard	59.5	3.7	0.10	<0.005	2	<0.5	<0.5	
STD OREAS25A-4A	Standard	59.6	4.0	0.09	<0.005	2	<0.5	<0.5	
STD OREAS25A-4A	Standard	63.4	4.3	0.08	<0.005	2	<0.5	<0.5	
STD OREAS25A-4A	Standard	59.3	3.9	0.07	<0.005	1	<0.5	<0.5	
STD OREAS25A-4A	Standard	57.4	4.1	0.10	<0.005	2	<0.5	<0.5	
STD OREAS25A-4A	Standard	58.9	4.1	0.09	<0.005	2	<0.5	<0.5	
STD OREAS45E	Standard	21.3	3.2	0.08	<0.005	3	<0.5	<0.5	
STD OREAS45E	Standard	21.6	3.0	0.09	<0.005	2	<0.5	<0.5	
STD OREAS45E	Standard	21.4	2.7	0.13	<0.005	3	<0.5	<0.5	
STD OREAS45E	Standard	22.2	2.8	0.10	<0.005	2	<0.5	<0.5	
STD OREAS45E	Standard	21.7	2.7	0.12	<0.005	3	<0.5	<0.5	

This report supersedes all previous preliminary and final reports with this file number dated prior to the date on this certificate. Signature indicates final approval; preliminary reports are unsigned and should be used for reference only.

BUREAU VERITAS
MINERAL LABORATORIES
Canada

www.bureauveritas.com/um

Bureau Veritas Commodities Canada Ltd.
9050 Shaughnessy St Vancouver British Columbia V6P 6E5 Canada
PHONE (604) 253-3158

Client: **Goldstrike Resources Ltd.**
1010 - 1130 West Pender St.
Vancouver British Columbia V6E 4A4 Canada

Project: LUC
Report Date: October 18, 2018

QUALITY CONTROL REPORT WHI18000325.1

		WGHT	FA350	MA200	MA200	MA200	MA200	MA200	MA200	MA200	MA200	MA200	MA200	MA200	MA200	MA200	MA200	MA200	MA200	MA200	MA200
		Wgt	Au	Mo	Cu	Pb	Zn	Ag	Ni	Co	Mn	Fe	As	U	Th	Sr	Cd	Sb	Bi	V	Ca
		kg	ppb	ppm	ppm	ppm	ppm	ppm	ppm	ppm	ppm	%	ppm	ppm	ppm	ppm	ppm	ppm	ppm	ppm	%
		0.01	2	0.1	0.1	0.1	1	0.1	0.1	0.2	1	0.01	1	0.1	0.1	1	0.1	0.1	0.1	1	0.01
STD OREAS45E	Standard			2.6	748.8	17.9	43	0.3	439.7	55.9	530	24.53	17	2.5	12.9	17	<0.1	0.9	0.3	309	0.07
STD OREAS45EA	Standard																				
STD OREAS45EA	Standard																				
STD OREAS45EA	Standard																				
STD OREAS45EA	Standard																				
STD OREAS45EA	Standard																				
STD OREAS45E	Standard			2.4	779.6	18.9	45	0.3	468.9	58.6	581	24.56	16	2.6	13.6	17	<0.1	1.1	0.3	330	0.06
STD OREAS45E	Standard			2.7	805.3	19.6	46	0.3	472.6	63.3	594	25.91	17	2.7	13.7	18	<0.1	1.0	0.3	330	0.07
STD OREAS45EA	Standard																				
STD OXC145	Standard		212																		
STD OXC145	Standard		206																		
STD OXC145	Standard		217																		
STD OXC145	Standard		210																		
STD OXC145	Standard		222																		
STD OXC145	Standard		213																		
STD OXC145	Standard		206																		
STD OXH139	Standard		1360																		
STD OXH139	Standard		1308																		
STD OXH139	Standard		1307																		
STD OXH139	Standard		1329																		
STD OXH139	Standard		1330																		
STD OXH139	Standard		1312																		
STD OXH139	Standard		1235																		
STD OREAS25A-4A Expected				2.55	33.9	25.2	44.4		45.8	8.2	470	6.6	9.94	2.94	15.8	48.5		0.67	0.35	157	0.309
STD OREAS45E Expected				2.4	780	18.2	46.7	0.311	454	57	570	24.12	16.3	2.41	12.9	15.9	0.06	1	0.28	322	0.065
STD OXC145 Expected			212																		
STD OXH139 Expected			1312																		
STD DS11 Expected																					
BLK	Blank		<2																		

This report supersedes all previous preliminary and final reports with this file number dated prior to the date on this certificate. Signature indicates final approval; preliminary reports are unsigned and should be used for reference only.

BUREAU VERITAS
MINERAL LABORATORIES
Canada

www.bureauveritas.com/um

Bureau Veritas Commodities Canada Ltd.
9050 Shaughnessy St Vancouver British Columbia V6P 6E5 Canada
PHONE (604) 253-3158

Client: **Goldstrike Resources Ltd.**
1010 - 1130 West Pender St.
Vancouver British Columbia V6E 4A4 Canada

Project: LUC
Report Date: October 18, 2018

QUALITY CONTROL REPORT WHI18000325.1

		MA200 P % 0.001	MA200 La ppm 0.1	MA200 Cr ppm 1	MA200 Mg % 0.01	MA200 Ba ppm 1	MA200 Ti % 0.001	MA200 Al % 0.01	MA200 Na % 0.001	MA200 K % 0.01	MA200 W ppm 0.1	MA200 Zr ppm 0.1	MA200 Ce ppm 1	MA200 Sn ppm 0.1	MA200 Y ppm 0.1	MA200 Nb ppm 0.1	MA200 Ta ppm 0.1	MA200 Be ppm 1	MA200 Sc ppm 1	MA200 Li ppm 0.1	MA200 S % 0.1
STD OREAS45E	Standard	0.030	10.9	986	0.16	250	0.520	6.72	0.054	0.33	0.9	93.9	24	1.2	7.6	6.0	0.5	<1	87	6.6	<0.1
STD OREAS45EA	Standard																				
STD OREAS45EA	Standard																				
STD OREAS45EA	Standard																				
STD OREAS45EA	Standard																				
STD OREAS45EA	Standard																				
STD OREAS45E	Standard	0.032	11.1	1024	0.15	257	0.516	6.75	0.056	0.34	0.9	97.3	26	1.3	8.2	6.3	0.6	<1	91	6.9	<0.1
STD OREAS45E	Standard	0.037	11.9	1035	0.17	267	0.563	7.09	0.063	0.35	1.0	99.7	25	1.5	8.4	6.2	0.6	<1	97	6.7	<0.1
STD OREAS45EA	Standard																				
STD OXC145	Standard																				
STD OXC145	Standard																				
STD OXC145	Standard																				
STD OXC145	Standard																				
STD OXC145	Standard																				
STD OXC145	Standard																				
STD OXC145	Standard																				
STD OXH139	Standard																				
STD OXH139	Standard																				
STD OXH139	Standard																				
STD OXH139	Standard																				
STD OXH139	Standard																				
STD OXH139	Standard																				
STD OXH139	Standard																				
STD OREAS25A-4A Expected		0.048	21.8	115	0.327	147	0.977	8.87	0.134	0.482	2	155	48.9	4.06	10.5	20.9	1.5	0.93	13.7	36.7	0.047
STD OREAS45E Expected		0.034	11	979	0.156	252	0.559	6.78	0.059	0.324	1.07	97	23.5	1.32	8.28	6.8	0.54		93	6.58	0.046
STD OXC145 Expected																					
STD OXH139 Expected																					
STD DS11 Expected																					
BLK	Blank																				

This report supersedes all previous preliminary and final reports with this file number dated prior to the date on this certificate. Signature indicates final approval; preliminary reports are unsigned and should be used for reference only.

BUREAU VERITAS
MINERAL LABORATORIES
Canada

www.bureauveritas.com/um

Bureau Veritas Commodities Canada Ltd.
9050 Shaughnessy St Vancouver British Columbia V6P 6E5 Canada
PHONE (604) 253-3158

Client: **Goldstrike Resources Ltd.**
1010 - 1130 West Pender St.
Vancouver British Columbia V6E 4A4 Canada

Project: LUC
Report Date: October 18, 2018

QUALITY CONTROL REPORT WHI18000325.1

		MA200 Rb ppm 0.1	MA200 Hf ppm 0.1	MA200 In ppm 0.05	MA200 Re ppm 0.005	MA200 Se ppm 1	MA200 Te ppm 0.5	MA200 Tl ppm 0.5	AQ200 Hg ppm 0.01
STD OREAS45E	Standard	20.9	2.7	0.11	<0.005	2	<0.5	<0.5	
STD OREAS45EA	Standard								0.01
STD OREAS45EA	Standard								<0.01
STD OREAS45EA	Standard								0.01
STD OREAS45EA	Standard								0.01
STD OREAS45EA	Standard								0.01
STD OREAS45E	Standard	21.7	3.1	0.15	<0.005	2	<0.5	<0.5	
STD OREAS45E	Standard	22.7	3.0	0.09	<0.005	3	<0.5	<0.5	
STD OREAS45EA	Standard								<0.01
STD OXC145	Standard								
STD OXC145	Standard								
STD OXC145	Standard								
STD OXC145	Standard								
STD OXC145	Standard								
STD OXC145	Standard								
STD OXC145	Standard								
STD OXH139	Standard								
STD OXH139	Standard								
STD OXH139	Standard								
STD OXH139	Standard								
STD OXH139	Standard								
STD OXH139	Standard								
STD OXH139	Standard								
STD OREAS25A-4A Expected		61	4.28	0.09		2.5		0.35	
STD OREAS45E Expected		21.2	3.11	0.099		2.97	0.1	0.15	
STD OXC145 Expected									
STD OXH139 Expected									
STD DS11 Expected									0.26
BLK	Blank								

This report supersedes all previous preliminary and final reports with this file number dated prior to the date on this certificate. Signature indicates final approval; preliminary reports are unsigned and should be used for reference only.

BUREAU VERITAS
MINERAL LABORATORIES
Canada

www.bureauveritas.com/um

Bureau Veritas Commodities Canada Ltd.
9050 Shaughnessy St Vancouver British Columbia V6P 6E5 Canada
PHONE (604) 253-3158

Client: **Goldstrike Resources Ltd.**
1010 - 1130 West Pender St.
Vancouver British Columbia V6E 4A4 Canada

Project: LUC
Report Date: October 18, 2018

QUALITY CONTROL REPORT WHI18000325.1

		WGHT	FA350	MA200	MA200	MA200	MA200	MA200	MA200	MA200	MA200	MA200	MA200	MA200	MA200	MA200	MA200	MA200	MA200	MA200	MA200
		Wgt	Au	Mo	Cu	Pb	Zn	Ag	Ni	Co	Mn	Fe	As	U	Th	Sr	Cd	Sb	Bi	V	Ca
		kg	ppb	ppm	ppm	ppm	ppm	ppm	ppm	ppm	ppm	%	ppm	ppm	ppm	ppm	ppm	ppm	ppm	ppm	%
		0.01	2	0.1	0.1	0.1	1	0.1	0.1	0.2	1	0.01	1	0.1	0.1	1	0.1	0.1	0.1	1	0.01
BLK	Blank		<2																		
BLK	Blank		<2																		
BLK	Blank		<2																		
BLK	Blank		<2																		
BLK	Blank		<2																		
BLK	Blank		2																		
BLK	Blank		2																		
BLK	Blank		<2																		
BLK	Blank		3																		
BLK	Blank		<2																		
BLK	Blank		2																		
BLK	Blank			<0.1	<0.1	<0.1	<1	<0.1	<0.1	<0.2	<1	<0.01	<1	<0.1	<0.1	<1	<0.1	<0.1	<0.1	<1	<0.01
BLK	Blank			<0.1	0.4	<0.1	<1	<0.1	<0.1	<0.2	<1	<0.01	<1	<0.1	<0.1	<1	<0.1	<0.1	<0.1	<1	<0.01
BLK	Blank			<0.1	<0.1	<0.1	<1	<0.1	<0.1	<0.2	<1	<0.01	<1	<0.1	<0.1	<1	<0.1	<0.1	<0.1	<1	<0.01
BLK	Blank			<0.1	0.4	<0.1	1	<0.1	0.2	<0.2	<1	<0.01	<1	<0.1	<0.1	<1	<0.1	<0.1	<0.1	<1	<0.01
BLK	Blank			<0.1	0.3	<0.1	<1	<0.1	<0.1	<0.2	<1	<0.01	<1	<0.1	<0.1	<1	<0.1	<0.1	<0.1	<1	<0.01
BLK	Blank			<0.1	<0.1	<0.1	<1	<0.1	<0.1	<0.2	<1	<0.01	<1	<0.1	<0.1	<1	<0.1	<0.1	<0.1	<1	<0.01
BLK	Blank																				
BLK	Blank																				
BLK	Blank																				
BLK	Blank																				
BLK	Blank																				
BLK	Blank			<0.1	0.1	<0.1	<1	<0.1	0.2	<0.2	<1	<0.01	<1	<0.1	<0.1	<1	<0.1	<0.1	<0.1	<1	<0.01
BLK	Blank			<0.1	0.2	<0.1	<1	<0.1	<0.1	<0.2	1	<0.01	<1	<0.1	<0.1	<1	<0.1	<0.1	<0.1	<1	<0.01
BLK	Blank		<2																		
BLK	Blank		<2																		
BLK	Blank																				
Prep Wash																					
ROCK-WHI	Prep Blank		<2	1.5	5.7	2.9	39	<0.1	0.7	3.7	634	1.85	2	1.4	3.1	173	<0.1	0.2	<0.1	30	1.39

This report supersedes all previous preliminary and final reports with this file number dated prior to the date on this certificate. Signature indicates final approval; preliminary reports are unsigned and should be used for reference only.

BUREAU VERITAS
MINERAL LABORATORIES
Canada

www.bureauveritas.com/um

Bureau Veritas Commodities Canada Ltd.
9050 Shaughnessy St Vancouver British Columbia V6P 6E5 Canada
PHONE (604) 253-3158

Client: **Goldstrike Resources Ltd.**
1010 - 1130 West Pender St.
Vancouver British Columbia V6E 4A4 Canada

Project: LUC
Report Date: October 18, 2018

QUALITY CONTROL REPORT WHI18000325.1

		MA200 P % 0.001	MA200 La ppm 0.1	MA200 Cr ppm 1	MA200 Mg % 0.01	MA200 Ba ppm 1	MA200 Ti % 0.001	MA200 Al % 0.01	MA200 Na % 0.001	MA200 K % 0.01	MA200 W ppm 0.1	MA200 Zr ppm 0.1	MA200 Ce ppm 1	MA200 Sn ppm 0.1	MA200 Y ppm 0.1	MA200 Nb ppm 0.1	MA200 Ta ppm 0.1	MA200 Be ppm 1	MA200 Sc ppm 1	MA200 Li ppm 0.1	MA200 S % 0.1
BLK	Blank																				
BLK	Blank																				
BLK	Blank																				
BLK	Blank																				
BLK	Blank																				
BLK	Blank																				
BLK	Blank																				
BLK	Blank																				
BLK	Blank																				
BLK	Blank																				
BLK	Blank																				
BLK	Blank	<0.001	<0.1	1	<0.01	<1	<0.001	<0.01	<0.001	<0.01	<0.1	<0.1	<1	<0.1	<0.1	<0.1	<0.1	<1	<1	<0.1	<0.1
BLK	Blank	<0.001	<0.1	1	<0.01	<1	<0.001	<0.01	0.005	<0.01	<0.1	<0.1	<1	<0.1	<0.1	<0.1	<0.1	<1	<1	<0.1	<0.1
BLK	Blank	<0.001	<0.1	2	<0.01	<1	<0.001	<0.01	<0.001	<0.01	<0.1	<0.1	<1	<0.1	<0.1	<0.1	<0.1	<1	<1	<0.1	<0.1
BLK	Blank	<0.001	<0.1	2	<0.01	<1	<0.001	<0.01	<0.001	<0.01	<0.1	<0.1	<1	<0.1	<0.1	<0.1	<0.1	<1	<1	<0.1	<0.1
BLK	Blank	<0.001	<0.1	3	<0.01	<1	<0.001	<0.01	0.003	<0.01	<0.1	<0.1	<1	<0.1	<0.1	<0.1	<0.1	<1	<1	<0.1	<0.1
BLK	Blank	<0.001	<0.1	1	<0.01	<1	<0.001	<0.01	0.004	<0.01	<0.1	<0.1	<1	<0.1	<0.1	<0.1	<0.1	<1	<1	<0.1	<0.1
BLK	Blank																				
BLK	Blank																				
BLK	Blank																				
BLK	Blank																				
BLK	Blank																				
BLK	Blank	<0.001	<0.1	<1	<0.01	<1	<0.001	<0.01	0.005	<0.01	<0.1	<0.1	<1	<0.1	<0.1	<0.1	<0.1	<1	<1	<0.1	<0.1
BLK	Blank	<0.001	<0.1	<1	<0.01	<1	<0.001	<0.01	0.007	<0.01	<0.1	<0.1	<1	<0.1	<0.1	<0.1	<0.1	<1	<1	0.1	<0.1
BLK	Blank																				
BLK	Blank																				
BLK	Blank																				
Prep Wash																					
ROCK-WHI	Prep Blank	0.037	14.3	5	0.49	828	0.179	6.41	3.348	1.50	0.3	49.5	25	0.7	15.0	5.1	0.4	<1	6	2.2	<0.1

This report supersedes all previous preliminary and final reports with this file number dated prior to the date on this certificate. Signature indicates final approval; preliminary reports are unsigned and should be used for reference only.

BUREAU VERITAS
MINERAL LABORATORIES
Canada

www.bureauveritas.com/um

Bureau Veritas Commodities Canada Ltd.
9050 Shaughnessy St Vancouver British Columbia V6P 6E5 Canada
PHONE (604) 253-3158

Client: **Goldstrike Resources Ltd.**
1010 - 1130 West Pender St.
Vancouver British Columbia V6E 4A4 Canada

Project: LUC
Report Date: October 18, 2018

QUALITY CONTROL REPORT WHI18000325.1

		MA200 Rb ppm 0.1	MA200 Hf ppm 0.1	MA200 In ppm 0.05	MA200 Re ppm 0.005	MA200 Se ppm 1	MA200 Te ppm 0.5	MA200 Tl ppm 0.5	AQ200 Hg ppm 0.01
BLK	Blank								
BLK	Blank								
BLK	Blank								
BLK	Blank								
BLK	Blank								
BLK	Blank								
BLK	Blank								
BLK	Blank								
BLK	Blank								
BLK	Blank								
BLK	Blank								
BLK	Blank	0.1	<0.1	<0.05	<0.005	<1	<0.5	<0.5	
BLK	Blank	<0.1	<0.1	<0.05	<0.005	<1	<0.5	<0.5	
BLK	Blank	<0.1	<0.1	<0.05	<0.005	1	<0.5	<0.5	
BLK	Blank	<0.1	<0.1	<0.05	<0.005	<1	<0.5	<0.5	
BLK	Blank	0.2	<0.1	<0.05	<0.005	<1	<0.5	<0.5	
BLK	Blank	<0.1	<0.1	<0.05	<0.005	<1	<0.5	<0.5	
BLK	Blank								<0.01
BLK	Blank								<0.01
BLK	Blank								<0.01
BLK	Blank								<0.01
BLK	Blank								<0.01
BLK	Blank	<0.1	<0.1	<0.05	<0.005	<1	<0.5	<0.5	
BLK	Blank	<0.1	<0.1	<0.05	<0.005	<1	<0.5	<0.5	
BLK	Blank								
BLK	Blank								
BLK	Blank								<0.01
Prep Wash									
ROCK-WHI	Prep Blank	33.3	1.8	0.06	<0.005	<1	<0.5	<0.5	<0.01

This report supersedes all previous preliminary and final reports with this file number dated prior to the date on this certificate. Signature indicates final approval; preliminary reports are unsigned and should be used for reference only.

BUREAU VERITAS
MINERAL LABORATORIES
Canada

www.bureauveritas.com/um

Bureau Veritas Commodities Canada Ltd.
9050 Shaughnessy St Vancouver British Columbia V6P 6E5 Canada
PHONE (604) 253-3158

Client: **Goldstrike Resources Ltd.**
1010 - 1130 West Pender St.
Vancouver British Columbia V6E 4A4 Canada

Project: LUC
Report Date: October 18, 2018

QUALITY CONTROL REPORT WHI18000325.1

		WGHT	FA350	MA200	MA200	MA200	MA200	MA200	MA200	MA200	MA200	MA200	MA200	MA200	MA200	MA200	MA200	MA200	MA200	MA200	MA200
		Wgt	Au	Mo	Cu	Pb	Zn	Ag	Ni	Co	Mn	Fe	As	U	Th	Sr	Cd	Sb	Bi	V	Ca
		kg	ppb	ppm	ppm	ppm	ppm	ppm	ppm	ppm	ppm	%	ppm	ppm	ppm	ppm	ppm	ppm	ppm	ppm	%
		0.01	2	0.1	0.1	0.1	1	0.1	0.1	0.2	1	0.01	1	0.1	0.1	1	0.1	0.1	0.1	1	0.01
ROCK-WHI	Prep Blank		<2	1.4	4.7	2.7	33	<0.1	0.7	4.0	632	1.89	2	1.4	3.1	186	<0.1	0.1	<0.1	31	1.21

This report supersedes all previous preliminary and final reports with this file number dated prior to the date on this certificate. Signature indicates final approval; preliminary reports are unsigned and should be used for reference only.

BUREAU VERITAS
MINERAL LABORATORIES
Canada

www.bureauveritas.com/um

Bureau Veritas Commodities Canada Ltd.

9050 Shaughnessy St Vancouver British Columbia V6P 6E5 Canada
PHONE (604) 253-3158

Client: **Goldstrike Resources Ltd.**
1010 - 1130 West Pender St.
Vancouver British Columbia V6E 4A4 Canada

Project: LUC
Report Date: October 18, 2018

QUALITY CONTROL REPORT WHI18000325.1

		MA200	MA200	MA200	MA200	MA200	MA200	MA200	MA200	MA200	MA200	MA200	MA200	MA200	MA200	MA200	MA200	MA200	MA200	MA200	MA200
		P	La	Cr	Mg	Ba	Ti	Al	Na	K	W	Zr	Ce	Sn	Y	Nb	Ta	Be	Sc	Li	S
		%	ppm	ppm	%	ppm	%	%	%	%	ppm	ppm	ppm	ppm	ppm	ppm	ppm	ppm	ppm	ppm	%
		0.001	0.1	1	0.01	1	0.001	0.01	0.001	0.01	0.1	0.1	1	0.1	0.1	0.1	0.1	1	1	0.1	0.1
ROCK-WHI	Prep Blank	0.038	15.3	5	0.51	806	0.189	6.44	3.426	1.59	0.3	53.0	26	0.8	16.8	5.5	0.4	1	6	2.0	<0.1

This report supersedes all previous preliminary and final reports with this file number dated prior to the date on this certificate. Signature indicates final approval; preliminary reports are unsigned and should be used for reference only.

BUREAU VERITAS
MINERAL LABORATORIES
Canada

www.bureauveritas.com/um

Bureau Veritas Commodities Canada Ltd.
9050 Shaughnessy St Vancouver British Columbia V6P 6E5 Canada
PHONE (604) 253-3158

Client: **Goldstrike Resources Ltd.**
1010 - 1130 West Pender St.
Vancouver British Columbia V6E 4A4 Canada

Project: LUC
Report Date: October 18, 2018

QUALITY CONTROL REPORT WHI18000325.1

		MA200 Rb ppm 0.1	MA200 Hf ppm 0.1	MA200 In ppm 0.05	MA200 Re ppm 0.005	MA200 Se ppm 1	MA200 Te ppm 0.5	MA200 Tl ppm 0.5	AQ200 Hg ppm 0.01
ROCK-WHI	Prep Blank	34.1	1.7	<0.05	<0.005	<1	<0.5	<0.5	<0.01

This report supersedes all previous preliminary and final reports with this file number dated prior to the date on this certificate. Signature indicates final approval; preliminary reports are unsigned and should be used for reference only.

DDLS-18-06 Assay Certificates WHI18000395.1 and WHI18000396.1

BUREAU VERITAS
MINERAL LABORATORIES
Canada

www.bureauveritas.com/um

Bureau Veritas Commodities Canada Ltd.
9050 Shaughnessy St Vancouver British Columbia V6P 6E5 Canada
PHONE (604) 253-3158

Client: **Goldstrike Resources Ltd.**
1010 - 1130 West Pender St.
Vancouver British Columbia V6E 4A4 Canada

Submitted By: Dan Ferraro
Receiving Lab: Canada-Whitehorse
Received: July 19, 2018
Report Date: October 18, 2018

CERTIFICATE OF ANALYSIS WHI18000395.1

CLIENT JOB INFORMATION

Project: LUC
Shipment ID: DDLS-18-06
P.O. Number
Number of Samples: 138

SAMPLE DISPOSAL

STOR-PLP Store After 90 days Invoice for Storage
STOR-RJT Store After 60 days Invoice for Storage

Bureau Veritas does not accept responsibility for samples left at the laboratory after 90 days without prior written instructions for sample storage or return.

SAMPLE PREPARATION AND ANALYTICAL PROCEDURES

Procedure Code	Number of Samples	Code Description	Test Wgt (g)	Report Status	Lab
PRP70-250	128	Crush, split and pulverize 250 g rock to 200 mesh			WHI
SLBHP	10	Sort, label and box pulps			WHI
FA350-Au	138	50g Fire assay fusion Au by ICP-ES	50	Completed	VAN
EN002	138	Environmental disposal charge-Fire assay lead waste			VAN
MA200	138	4 Acid digestion ICP-MS analysis	0.25	Completed	VAN
AQ200-HG	138	Hg by AR digestion ICP-MS analysis	0.5	Completed	VAN
SHP01	138	Per sample shipping charges for branch shipments			VAN
FA550	0	Lead collection fire assay 50G fusion - Grav finish	50	Completed	VAN

ADDITIONAL COMMENTS

Invoice To: Luckystrike Resources Ltd.
1010 – 1130 West Pender Street
Vancouver British Columbia V6E 4A4
Canada

CC: Daithi Mac Gerailt

BRITISH COLUMBIA CERTIFIED ASSAYER
Marcus Lau
MARCUS LAU
Production Manager

This report supersedes all previous preliminary and final reports with this file number dated prior to the date on this certificate. Signature indicates final approval; preliminary reports are unsigned and should be used for reference only.
All results are considered the confidential property of the client. Bureau Veritas assumes the liabilities for actual cost of analysis only. Results apply to samples as submitted.
"*" asterisk indicates that an analytical result could not be provided due to unusually high levels of interference from other elements.

BUREAU VERITAS
MINERAL LABORATORIES
Canada

www.bureauveritas.com/um

Bureau Veritas Commodities Canada Ltd.

9050 Shaughnessy St Vancouver British Columbia V6P 6E5 Canada
PHONE (604) 253-3158

Client: **Goldstrike Resources Ltd.**
1010 - 1130 West Pender St.
Vancouver British Columbia V6E 4A4 Canada

Project: LUC
Report Date: October 18, 2018

CERTIFICATE OF ANALYSIS WHI18000395.1

	Method	WGHT	FA350	MA200	MA200	MA200	MA200	MA200	MA200	MA200	MA200	MA200	MA200	MA200	MA200	MA200	MA200	MA200	MA200	MA200	MA200
	Analyte	Wgt	Au	Mo	Cu	Pb	Zn	Ag	Ni	Co	Mn	Fe	As	U	Th	Sr	Cd	Sb	Bi	V	Ca
	Unit	kg	ppb	ppm	ppm	ppm	ppm	ppm	ppm	ppm	ppm	%	ppm	ppm	ppm	ppm	ppm	ppm	ppm	ppm	%
	MDL	0.01	2	0.1	0.1	0.1	1	0.1	0.1	0.2	1	0.01	1	0.1	0.1	1	0.1	0.1	0.1	1	0.01
1472509	Drill Core	3.95	11	13.5	64.8	7.4	71	4.9	18.3	24.9	609	6.30	11	0.8	5.0	193	0.1	1.1	<0.1	331	0.98
1472510	Drill Core	2.91	<2	1.6	88.0	7.6	89	0.4	15.8	41.5	680	8.95	8	0.4	0.6	127	0.2	0.7	0.2	593	8.62
1472511	Drill Core	2.82	<2	0.8	201.5	2.1	79	0.2	24.1	60.0	846	9.40	8	0.3	0.3	91	0.1	1.3	<0.1	575	9.99
1472512	Drill Core	3.82	<2	0.7	196.9	2.4	74	0.2	46.5	55.6	843	7.80	6	0.4	0.5	129	0.1	1.2	<0.1	441	8.66
1472513	Drill Core	4.45	4	0.9	46.1	6.3	68	0.4	21.0	30.0	991	5.21	8	0.5	1.4	131	0.1	2.3	<0.1	243	2.80
1472514	Drill Core	5.14	8	0.6	6.6	3.7	33	0.2	4.0	5.7	343	2.22	4	0.4	3.3	121	<0.1	0.6	<0.1	43	0.42
1472515	Drill Core	3.38	5	0.4	5.8	4.2	34	0.1	3.7	5.2	227	2.09	4	0.4	3.1	174	<0.1	0.4	<0.1	41	0.48
1472516	Drill Core	2.67	9	1.7	9.2	3.7	47	0.5	8.9	5.5	389	2.27	4	0.4	2.6	114	<0.1	0.6	<0.1	46	0.31
1472517	Drill Core	4.20	42	1.5	13.8	3.8	45	0.4	10.4	17.0	365	2.22	5	0.4	2.9	120	<0.1	0.9	<0.1	37	0.31
1472518	Drill Core	4.17	10	0.8	21.5	7.2	62	0.3	55.6	21.3	688	2.82	6	0.4	3.0	186	0.2	2.5	<0.1	72	0.60
1472519	Drill Core	3.77	13	1.1	10.7	6.2	29	0.3	6.2	6.2	286	1.47	6	0.2	2.8	170	<0.1	6.7	<0.1	40	1.15
1472520	Drill Core	3.75	18	0.7	10.2	4.4	35	0.1	8.2	6.0	361	2.23	8	0.2	1.6	96	<0.1	8.9	<0.1	46	1.31
1472521	Drill Core	3.68	10	0.8	5.4	3.7	36	0.1	11.0	6.1	459	2.15	7	0.1	2.5	83	0.2	6.8	<0.1	37	1.77
1472522	Drill Core	4.37	14	1.0	10.9	5.6	52	0.2	24.2	7.2	466	2.49	7	0.2	2.4	144	0.3	1.7	<0.1	54	2.70
1472523	Drill Core	4.12	233	1.3	26.9	15.5	104	0.6	95.1	22.9	1162	3.91	6	0.3	1.7	122	0.7	1.0	<0.1	110	7.30
1472524	Drill Core	4.27	101	0.7	9.6	12.7	47	0.3	26.9	11.6	470	2.41	7	0.2	2.1	131	0.2	1.0	<0.1	48	3.63
1472525	Rock Pulp	0.05	3	3.3	26.5	4.4	46	0.5	23.9	12.4	504	2.70	4	0.8	2.0	255	0.3	0.8	<0.1	90	1.91
1472526	Rock Pulp	0.05	226	190.7	1945.9	41.5	289	0.7	38.7	14.6	728	4.17	17	0.7	1.9	265	0.9	1.7	0.2	122	2.62
1472527	Drill Core	4.12	32	1.5	25.7	15.8	35	0.5	11.1	17.4	266	2.02	5	0.3	2.9	147	<0.1	0.8	<0.1	41	0.86
1472528	Drill Core	4.21	70	2.0	26.8	14.5	37	0.2	7.2	9.2	382	2.46	5	0.3	3.2	100	0.1	0.9	<0.1	43	1.54
1472529	Drill Core	3.87	11	0.5	13.1	18.9	45	<0.1	7.5	8.3	397	2.45	5	0.2	2.6	124	0.1	0.7	<0.1	54	2.36
1472530	Drill Core	1.93	17	0.7	8.5	15.9	31	<0.1	3.4	5.8	306	2.00	6	0.2	2.7	125	<0.1	0.8	<0.1	33	1.15
1472531	Drill Core	2.90	24	0.3	3.6	20.3	26	<0.1	2.6	4.4	219	1.55	4	0.2	2.8	146	<0.1	0.6	<0.1	31	1.04
1472532	Drill Core	4.40	61	0.5	7.3	16.5	28	<0.1	2.2	4.9	242	1.52	7	0.2	3.0	151	<0.1	0.7	<0.1	34	1.12
1472533	Drill Core	5.27	200	0.3	5.3	12.3	27	<0.1	3.0	5.3	263	1.29	9	0.1	2.7	158	0.1	1.4	<0.1	30	1.48
1472534	Drill Core	4.52	98	0.5	11.3	8.3	21	<0.1	3.1	4.4	222	1.25	14	0.2	3.1	154	<0.1	2.4	<0.1	28	0.93
1472535	Drill Core	4.01	143	0.4	24.2	9.2	20	0.1	3.0	8.4	229	1.18	16	0.1	2.8	194	<0.1	1.0	<0.1	26	1.21
1472536	Drill Core	4.80	25	0.4	5.2	5.5	27	<0.1	3.5	5.6	294	1.65	10	0.2	3.0	165	0.2	0.7	<0.1	34	1.55
1472537	Drill Core	4.72	127	0.5	7.7	4.9	29	1.1	9.0	13.4	629	2.21	6	0.2	2.2	135	0.5	1.2	<0.1	46	3.45
1472538	Drill Core	4.93	584	0.5	7.9	4.2	26	0.3	4.4	10.0	300	1.90	9	0.2	2.5	99	0.1	1.5	<0.1	32	1.52

This report supersedes all previous preliminary and final reports with this file number dated prior to the date on this certificate. Signature indicates final approval; preliminary reports are unsigned and should be used for reference only.

BUREAU VERITAS
MINERAL LABORATORIES
Canada

www.bureauveritas.com/um

Bureau Veritas Commodities Canada Ltd.

9050 Shaughnessy St Vancouver British Columbia V6P 6E5 Canada
PHONE (604) 253-3158

Client: **Goldstrike Resources Ltd.**
1010 - 1130 West Pender St.
Vancouver British Columbia V6E 4A4 Canada

Project: LUC
Report Date: October 18, 2018

CERTIFICATE OF ANALYSIS WHI18000395.1

	Method	MA200	MA200	MA200	MA200	MA200	MA200	MA200	MA200	MA200	MA200	MA200	MA200	MA200	MA200	MA200	MA200	MA200	MA200	MA200	MA200
	Analyte	P	La	Cr	Mg	Ba	Ti	Al	Na	K	W	Zr	Ce	Sn	Y	Nb	Ta	Be	Sc	Li	S
	Unit	%	ppm	ppm	%	ppm	%	%	%	%	ppm	ppm	ppm	ppm	ppm	ppm	ppm	ppm	ppm	ppm	%
	MDL	0.001	0.1	1	0.01	1	0.001	0.01	0.001	0.01	0.1	0.1	1	0.1	0.1	0.1	0.1	1	1	0.1	0.1
1472509	Drill Core	0.060	16.3	39	0.79	1135	0.584	6.43	1.626	1.44	30.0	17.9	32	1.2	13.7	3.6	0.2	1	26	13.2	<0.1
1472510	Drill Core	0.092	3.7	47	1.06	2775	0.982	5.01	0.687	1.44	1.8	10.1	9	1.6	11.6	2.6	0.2	<1	32	10.1	<0.1
1472511	Drill Core	0.256	4.8	57	0.79	3630	0.820	4.46	0.051	1.39	0.7	9.1	13	1.4	14.7	1.2	<0.1	<1	44	10.7	0.1
1472512	Drill Core	0.027	4.0	205	2.06	3540	0.652	4.88	0.593	1.15	0.4	8.9	10	0.8	11.9	1.4	<0.1	<1	48	9.2	0.1
1472513	Drill Core	0.063	8.0	84	0.79	2247	0.460	6.41	1.297	1.54	1.9	7.8	16	1.1	13.9	2.0	0.1	<1	28	12.6	<0.1
1472514	Drill Core	0.024	13.0	4	0.30	402	0.131	6.40	2.682	1.14	3.4	6.3	26	0.8	11.6	1.7	<0.1	<1	10	9.4	<0.1
1472515	Drill Core	0.026	11.3	6	0.33	520	0.156	6.98	2.861	1.25	1.8	5.7	22	0.7	11.8	2.2	<0.1	1	10	12.3	<0.1
1472516	Drill Core	0.032	11.4	10	0.32	580	0.142	6.42	2.367	1.69	5.6	5.9	23	0.7	12.3	2.3	0.1	1	8	11.1	<0.1
1472517	Drill Core	0.018	11.5	4	0.27	450	0.129	6.59	2.609	1.62	5.4	6.2	24	1.2	13.5	2.2	0.1	<1	10	11.0	<0.1
1472518	Drill Core	0.048	12.3	153	0.43	400	0.162	7.17	1.104	1.42	2.3	7.2	25	1.2	10.6	1.7	0.1	<1	14	26.7	<0.1
1472519	Drill Core	0.024	8.9	4	0.18	673	0.086	6.61	0.028	1.03	2.5	5.4	18	0.8	6.9	1.1	<0.1	<1	6	32.4	<0.1
1472520	Drill Core	0.030	6.7	3	0.12	1353	0.095	6.68	0.026	0.86	2.4	6.9	13	0.4	3.8	1.0	<0.1	<1	6	39.1	<0.1
1472521	Drill Core	0.020	7.1	5	0.10	631	0.070	5.97	0.027	0.74	1.9	6.9	15	0.4	4.0	0.8	<0.1	1	6	34.9	<0.1
1472522	Drill Core	0.027	9.3	28	0.19	602	0.115	6.05	0.020	1.40	3.0	6.4	19	0.5	6.5	1.3	<0.1	<1	8	27.3	<0.1
1472523	Drill Core	0.031	8.6	390	0.37	1215	0.133	5.53	0.024	1.14	3.2	4.3	16	0.6	9.3	1.2	<0.1	<1	19	23.6	<0.1
1472524	Drill Core	0.023	8.8	38	0.19	714	0.113	5.78	0.023	1.25	3.3	5.5	19	0.7	11.0	1.4	<0.1	<1	11	26.3	<0.1
1472525	Rock Pulp	0.054	9.7	31	0.83	507	0.283	5.40	2.202	0.89	28.1	38.4	19	0.7	13.2	3.5	0.2	1	12	12.7	<0.1
1472526	Rock Pulp	0.060	9.6	56	1.32	571	0.372	6.44	2.268	0.87	8.1	30.5	19	1.8	15.0	4.2	0.3	1	16	16.5	0.3
1472527	Drill Core	0.026	11.3	5	0.22	802	0.142	6.79	0.023	1.69	4.1	5.2	22	1.2	11.1	2.0	<0.1	<1	9	24.9	<0.1
1472528	Drill Core	0.023	11.4	4	0.17	577	0.111	6.24	0.555	1.21	4.2	6.4	23	0.7	9.5	1.4	<0.1	<1	9	25.7	<0.1
1472529	Drill Core	0.027	9.4	10	0.27	732	0.153	6.62	0.214	1.56	3.0	5.6	20	0.8	10.5	1.9	<0.1	<1	11	20.6	<0.1
1472530	Drill Core	0.016	10.5	4	0.15	844	0.110	6.07	1.983	0.99	3.3	4.6	22	0.7	13.6	1.6	<0.1	<1	8	19.8	<0.1
1472531	Drill Core	0.019	11.5	4	0.16	801	0.087	6.91	2.504	1.12	2.7	3.3	22	0.5	6.8	1.1	<0.1	<1	6	18.4	<0.1
1472532	Drill Core	0.022	12.4	5	0.18	655	0.083	7.36	2.141	1.35	3.4	3.3	24	0.5	6.8	0.9	<0.1	<1	9	20.5	<0.1
1472533	Drill Core	0.023	10.5	5	0.22	845	0.057	7.43	0.574	1.40	2.2	2.8	22	0.8	5.0	0.9	<0.1	<1	9	33.6	<0.1
1472534	Drill Core	0.022	12.0	5	0.17	472	0.064	6.07	0.027	1.09	2.7	3.4	23	0.6	5.4	1.1	<0.1	<1	5	41.4	<0.1
1472535	Drill Core	0.019	11.1	4	0.17	507	0.044	5.96	0.018	0.93	2.6	3.3	21	0.7	4.9	0.6	<0.1	<1	7	36.3	<0.1
1472536	Drill Core	0.022	11.6	5	0.37	591	0.081	6.34	0.022	1.04	2.1	4.3	23	0.6	7.6	1.2	<0.1	<1	7	34.2	<0.1
1472537	Drill Core	0.028	9.6	33	0.67	895	0.080	5.51	1.035	0.50	2.7	4.3	19	0.6	7.2	1.0	<0.1	1	11	26.4	<0.1
1472538	Drill Core	0.029	9.7	8	0.21	2089	0.089	5.58	0.293	1.12	4.0	4.7	19	0.5	4.1	1.7	<0.1	<1	6	36.7	<0.1

This report supersedes all previous preliminary and final reports with this file number dated prior to the date on this certificate. Signature indicates final approval; preliminary reports are unsigned and should be used for reference only.

BUREAU VERITAS
MINERAL LABORATORIES
Canada

www.bureauveritas.com/um

Bureau Veritas Commodities Canada Ltd.

9050 Shaughnessy St Vancouver British Columbia V6P 6E5 Canada
PHONE (604) 253-3158

Client: **Goldstrike Resources Ltd.**
1010 - 1130 West Pender St.
Vancouver British Columbia V6E 4A4 Canada

Project: LUC
Report Date: October 18, 2018

CERTIFICATE OF ANALYSIS WHI18000395.1

	Method	MA200	MA200	MA200	MA200	MA200	MA200	MA200	AQ200	FA550
	Analyte	Rb	Hf	In	Re	Se	Te	Tl	Hg	Au
	Unit	ppm	ppm	ppm	ppm	ppm	ppm	ppm	ppm	gm/t
	MDL	0.1	0.1	0.05	0.005	1	0.5	0.5	0.01	0.9
1472509	Drill Core	61.8	0.7	0.06	<0.005	<1	<0.5	<0.5	0.03	
1472510	Drill Core	56.6	0.5	0.10	<0.005	1	1.6	<0.5	0.02	
1472511	Drill Core	50.1	0.6	0.08	<0.005	1	2.4	<0.5	0.02	
1472512	Drill Core	40.4	0.5	0.06	<0.005	1	1.0	<0.5	0.01	
1472513	Drill Core	47.5	0.5	<0.05	<0.005	<1	<0.5	<0.5	0.05	
1472514	Drill Core	22.7	0.2	<0.05	<0.005	<1	<0.5	<0.5	0.13	
1472515	Drill Core	28.1	0.2	<0.05	<0.005	<1	<0.5	<0.5	0.24	
1472516	Drill Core	31.4	0.2	<0.05	<0.005	<1	<0.5	<0.5	0.18	
1472517	Drill Core	27.6	0.3	<0.05	<0.005	<1	<0.5	<0.5	0.10	
1472518	Drill Core	39.1	0.2	<0.05	<0.005	<1	<0.5	<0.5	0.07	
1472519	Drill Core	20.1	0.2	<0.05	<0.005	<1	<0.5	<0.5	0.05	
1472520	Drill Core	16.4	0.3	<0.05	<0.005	<1	<0.5	<0.5	0.02	
1472521	Drill Core	12.8	0.3	<0.05	<0.005	<1	<0.5	<0.5	0.02	
1472522	Drill Core	21.1	0.2	<0.05	<0.005	<1	<0.5	<0.5	0.03	
1472523	Drill Core	29.8	0.2	<0.05	<0.005	<1	1.9	<0.5	0.10	
1472524	Drill Core	21.5	0.2	<0.05	<0.005	<1	<0.5	<0.5	0.08	
1472525	Rock Pulp	22.4	1.1	0.06	<0.005	<1	<0.5	<0.5	0.03	
1472526	Rock Pulp	20.0	0.9	0.11	0.093	1	0.8	<0.5	0.09	
1472527	Drill Core	34.0	0.2	<0.05	<0.005	<1	<0.5	<0.5	0.01	
1472528	Drill Core	22.1	0.3	<0.05	<0.005	<1	<0.5	<0.5	0.01	
1472529	Drill Core	30.7	0.3	<0.05	<0.005	<1	<0.5	<0.5	<0.01	
1472530	Drill Core	19.5	0.2	<0.05	<0.005	<1	<0.5	<0.5	0.02	
1472531	Drill Core	21.1	0.1	<0.05	<0.005	<1	<0.5	<0.5	<0.01	
1472532	Drill Core	25.2	0.1	<0.05	<0.005	<1	<0.5	<0.5	0.01	
1472533	Drill Core	23.8	0.1	<0.05	<0.005	<1	<0.5	<0.5	0.01	
1472534	Drill Core	18.4	0.1	<0.05	<0.005	<1	<0.5	<0.5	<0.01	
1472535	Drill Core	15.7	<0.1	<0.05	<0.005	<1	<0.5	<0.5	0.02	
1472536	Drill Core	18.3	0.2	<0.05	<0.005	<1	<0.5	<0.5	0.01	
1472537	Drill Core	7.4	0.1	<0.05	<0.005	<1	0.5	<0.5	0.03	
1472538	Drill Core	13.2	0.2	<0.05	<0.005	<1	<0.5	<0.5	0.02	

This report supersedes all previous preliminary and final reports with this file number dated prior to the date on this certificate. Signature indicates final approval; preliminary reports are unsigned and should be used for reference only.

BUREAU VERITAS
MINERAL LABORATORIES
Canada

www.bureauveritas.com/um

Bureau Veritas Commodities Canada Ltd.

9050 Shaughnessy St Vancouver British Columbia V6P 6E5 Canada
PHONE (604) 253-3158

Client: **Goldstrike Resources Ltd.**
1010 - 1130 West Pender St.
Vancouver British Columbia V6E 4A4 Canada

Project: LUC
Report Date: October 18, 2018

CERTIFICATE OF ANALYSIS WHI18000395.1

	Method	WGHT	FA350	MA200	MA200	MA200	MA200	MA200	MA200	MA200	MA200	MA200	MA200	MA200	MA200	MA200	MA200	MA200	MA200	MA200	MA200
	Analyte	Wgt	Au	Mo	Cu	Pb	Zn	Ag	Ni	Co	Mn	Fe	As	U	Th	Sr	Cd	Sb	Bi	V	Ca
	Unit	kg	ppb	ppm	ppm	ppm	ppm	ppm	ppm	ppm	ppm	%	ppm	ppm	ppm	ppm	ppm	ppm	ppm	ppm	%
	MDL	0.01	2	0.1	0.1	0.1	1	0.1	0.1	0.2	1	0.01	1	0.1	0.1	1	0.1	0.1	0.1	1	0.01
1472539	Drill Core	4.87	278	0.6	6.4	4.3	25	0.1	4.1	10.5	420	1.99	5	0.2	2.0	85	0.3	1.6	<0.1	37	3.20
1472540	Drill Core	4.93	56	0.5	4.7	3.7	22	<0.1	4.2	8.1	436	2.28	8	0.2	2.0	88	0.2	1.5	<0.1	48	2.27
1472541	Drill Core	4.56	44	0.6	5.4	3.2	24	<0.1	4.6	9.3	440	2.29	5	0.2	2.7	80	0.2	2.1	<0.1	47	2.54
1472542	Drill Core	4.10	117	0.6	18.7	6.6	58	<0.1	5.4	10.8	350	2.61	19	0.5	5.9	267	<0.1	4.8	<0.1	92	2.00
1472543	Drill Core	5.17	91	0.8	18.0	3.4	36	0.1	4.9	9.8	473	2.52	10	0.3	4.3	119	0.3	5.7	<0.1	53	1.85
1472544	Drill Core	4.54	130	1.4	14.1	3.2	62	0.1	8.5	14.1	605	4.11	8	0.4	3.1	110	0.2	3.6	<0.1	106	2.75
1472545	Drill Core	3.87	626	1.0	6.2	4.0	35	0.2	4.7	7.7	338	2.90	19	0.3	3.1	194	0.1	1.8	<0.1	64	0.87
1472546	Drill Core	2.59	443	0.5	5.1	1.0	21	0.1	3.2	5.7	222	1.32	12	0.1	1.1	47	<0.1	1.0	<0.1	13	0.53
1472547	Drill Core	2.52	5	0.4	6.8	1.4	11	<0.1	2.1	5.5	113	0.72	13	<0.1	0.5	63	<0.1	0.8	<0.1	16	0.64
1472548	Drill Core	3.98	59	1.3	11.0	11.5	28	<0.1	5.1	7.0	404	2.30	50	0.3	4.3	405	0.3	3.4	<0.1	53	2.74
1472549	Drill Core	4.63	48	1.6	34.5	7.9	49	0.3	15.1	14.4	795	3.68	17	0.4	4.9	268	0.5	3.7	<0.1	110	3.72
1472550	Rock Pulp	0.06	3	3.2	25.7	4.3	46	0.5	23.3	12.1	532	2.65	4	0.9	2.2	248	0.2	0.8	<0.1	88	1.87
1472551	Rock Pulp	0.05	>10000	13.5	68.2	22.8	75	1.0	23.2	4.0	511	3.53	1084	3.5	3.3	39	0.9	158.6	0.6	120	16.23
1472552	Drill Core	4.99	33	1.1	3.2	2.9	25	<0.1	3.3	4.8	527	1.93	10	0.2	2.1	123	0.3	2.4	<0.1	36	1.81
1472553	Drill Core	4.95	49	1.2	2.3	3.5	35	<0.1	5.5	6.8	885	2.13	9	0.2	1.9	145	0.7	1.9	<0.1	32	3.56
1472554	Drill Core	4.97	46	1.1	3.9	3.2	25	<0.1	2.8	5.0	412	2.09	7	0.2	1.9	148	0.1	1.3	<0.1	35	1.29
1472555	Drill Core	4.84	22	0.8	4.1	5.0	16	<0.1	2.3	5.9	274	1.36	6	0.1	0.8	304	0.2	1.2	<0.1	23	1.17
1472556	Drill Core	4.86	27	1.0	4.4	3.5	23	<0.1	2.7	6.4	346	1.84	12	0.2	1.9	151	0.3	4.5	<0.1	29	1.12
1472557	Drill Core	4.69	21	1.6	17.7	4.2	24	0.1	3.0	30.1	421	1.68	18	0.3	2.0	182	0.2	4.1	<0.1	32	5.88
1472558	Drill Core	4.26	15	1.5	10.4	5.2	34	<0.1	3.8	7.8	325	2.18	12	0.3	4.3	217	0.1	3.0	<0.1	46	1.43
1472559	Drill Core	4.63	15	1.5	5.0	6.0	26	<0.1	3.2	5.3	326	1.79	17	0.3	4.2	244	<0.1	2.2	<0.1	34	1.59
1472560	Drill Core	4.20	68	1.7	3.4	4.0	33	<0.1	3.5	6.2	584	2.52	7	0.2	1.8	200	0.5	1.5	<0.1	45	3.15
1472561	Drill Core	4.91	127	5.0	10.3	6.3	60	0.2	11.6	22.6	958	4.47	8	0.4	1.5	260	0.5	4.8	<0.1	90	3.38
1472562	Drill Core	4.31	270	2.5	10.0	2.9	34	0.2	5.7	12.1	356	1.97	8	0.3	0.7	114	0.1	4.6	<0.1	27	1.48
1472563	Drill Core	4.44	61	3.0	9.7	8.4	81	0.1	11.7	24.6	1270	4.88	11	0.4	1.9	404	0.4	2.9	<0.1	144	3.24
1472564	Drill Core	4.42	375	2.4	26.3	9.2	130	0.4	15.4	20.9	1262	5.07	13	0.4	1.4	328	0.7	2.6	<0.1	135	3.37
1472565	Drill Core	4.64	435	2.7	8.4	5.9	51	0.5	9.3	15.1	867	3.47	7	0.4	2.6	211	0.7	1.4	<0.1	59	2.79
1472566	Drill Core	4.12	148	2.3	8.5	5.0	37	0.3	7.3	12.6	598	2.32	5	0.4	2.6	137	0.4	1.5	<0.1	26	1.98
1472567	Drill Core	4.65	172	2.8	10.8	7.0	36	0.3	6.5	9.4	523	2.29	10	0.6	3.0	163	0.4	2.3	<0.1	31	2.98
1472568	Drill Core	3.53	98	1.7	7.3	8.3	57	0.2	26.2	11.3	694	2.77	16	0.5	1.4	189	0.5	3.6	<0.1	101	3.88

This report supersedes all previous preliminary and final reports with this file number dated prior to the date on this certificate. Signature indicates final approval; preliminary reports are unsigned and should be used for reference only.

BUREAU VERITAS
MINERAL LABORATORIES
Canada

www.bureauveritas.com/um

Bureau Veritas Commodities Canada Ltd.

9050 Shaughnessy St Vancouver British Columbia V6P 6E5 Canada
PHONE (604) 253-3158

Client: **Goldstrike Resources Ltd.**
1010 - 1130 West Pender St.
Vancouver British Columbia V6E 4A4 Canada

Project: LUC
Report Date: October 18, 2018

CERTIFICATE OF ANALYSIS WHI18000395.1

	Method	MA200	MA200	MA200	MA200	MA200	MA200	MA200	MA200	MA200	MA200	MA200	MA200	MA200	MA200	MA200	MA200	MA200	MA200	MA200	MA200
	Analyte	P	La	Cr	Mg	Ba	Ti	Al	Na	K	W	Zr	Ce	Sn	Y	Nb	Ta	Be	Sc	Li	S
	Unit	%	ppm	ppm	%	ppm	%	%	%	%	ppm	ppm	ppm	ppm	ppm	ppm	ppm	ppm	ppm	ppm	%
	MDL	0.001	0.1	1	0.01	1	0.001	0.01	0.001	0.01	0.1	0.1	1	0.1	0.1	0.1	0.1	1	1	0.1	0.1
1472539	Drill Core	0.018	8.4	10	0.41	1183	0.080	5.96	0.574	0.57	3.6	4.9	16	0.6	4.3	1.2	<0.1	<1	7	29.5	<0.1
1472540	Drill Core	0.016	8.1	5	0.39	1190	0.088	5.39	0.612	0.84	4.2	4.7	16	0.3	4.8	1.0	<0.1	<1	10	26.4	<0.1
1472541	Drill Core	0.031	9.8	6	0.39	877	0.086	5.81	0.384	0.66	3.0	5.1	19	0.6	5.1	1.1	<0.1	<1	9	29.5	<0.1
1472542	Drill Core	0.059	22.5	5	0.36	1624	0.206	6.40	0.130	1.95	7.2	5.5	40	1.5	7.6	3.0	0.2	<1	9	33.1	<0.1
1472543	Drill Core	0.039	16.1	7	0.33	539	0.135	6.22	0.194	1.02	7.0	8.2	32	0.8	7.9	1.9	0.1	<1	10	34.4	<0.1
1472544	Drill Core	0.044	11.4	8	0.37	771	0.162	7.47	0.021	1.08	7.5	5.6	26	1.2	7.7	1.9	0.1	<1	15	40.4	<0.1
1472545	Drill Core	0.028	13.1	5	0.19	727	0.129	6.67	0.020	1.02	6.5	6.7	27	1.0	5.9	1.7	<0.1	<1	9	38.0	<0.1
1472546	Drill Core	0.007	4.4	5	0.10	447	0.038	3.70	0.016	0.53	2.5	2.7	9	0.4	2.9	0.7	<0.1	<1	4	28.0	<0.1
1472547	Drill Core	0.007	1.7	3	0.15	781	0.036	7.85	0.019	1.29	1.5	2.3	4	0.4	1.2	0.7	<0.1	2	2	44.9	<0.1
1472548	Drill Core	0.037	16.8	13	0.30	324	0.131	5.73	0.020	0.62	3.1	9.9	37	1.2	17.6	2.2	0.1	<1	9	46.0	<0.1
1472549	Drill Core	0.055	21.1	78	0.93	448	0.172	6.53	0.490	0.96	3.7	10.0	42	1.0	11.5	2.3	0.1	<1	17	36.4	<0.1
1472550	Rock Pulp	0.052	10.1	33	0.82	504	0.292	5.34	2.151	0.83	29.0	38.5	19	0.8	14.0	3.6	0.2	<1	12	13.1	<0.1
1472551	Rock Pulp	0.068	14.9	37	0.72	36	0.115	1.92	0.015	0.40	>200	26.1	30	2.3	16.4	3.3	0.2	<1	4	43.7	1.8
1472552	Drill Core	0.020	11.3	4	0.50	654	0.086	6.47	2.784	0.44	5.3	7.1	24	0.8	6.0	1.6	<0.1	<1	9	21.0	<0.1
1472553	Drill Core	0.018	10.0	5	1.24	458	0.081	5.42	2.587	0.24	5.7	5.2	21	0.8	6.7	1.5	<0.1	<1	17	18.3	<0.1
1472554	Drill Core	0.024	9.6	5	0.41	662	0.096	6.74	3.905	0.43	5.3	7.1	21	0.7	5.8	1.6	<0.1	<1	9	11.0	<0.1
1472555	Drill Core	0.050	3.9	3	0.32	1092	0.061	7.22	4.155	0.52	3.1	6.4	9	0.6	4.4	0.9	<0.1	<1	5	10.1	<0.1
1472556	Drill Core	0.020	9.8	4	0.34	926	0.080	6.34	2.920	0.38	4.6	7.3	22	0.8	5.7	1.4	<0.1	<1	7	22.7	<0.1
1472557	Drill Core	0.022	9.2	4	0.38	558	0.087	5.49	0.637	0.46	5.1	5.7	19	2.0	7.5	1.9	0.1	<1	7	39.0	<0.1
1472558	Drill Core	0.023	15.6	7	0.30	690	0.115	6.67	1.820	0.83	3.4	9.9	33	1.2	11.0	2.8	0.2	<1	10	24.3	<0.1
1472559	Drill Core	0.024	16.5	2	0.31	818	0.102	6.72	0.730	0.83	2.7	11.2	35	1.2	9.6	2.5	0.2	<1	8	40.1	<0.1
1472560	Drill Core	0.013	7.8	4	0.71	894	0.092	6.52	2.574	0.50	4.1	7.7	17	1.0	5.9	1.7	<0.1	<1	12	17.6	<0.1
1472561	Drill Core	0.039	8.3	13	0.81	519	0.144	7.23	1.231	0.27	2.7	5.7	20	1.6	5.9	1.3	<0.1	<1	30	31.4	<0.1
1472562	Drill Core	0.013	4.5	6	0.20	246	0.045	4.84	0.050	0.10	2.4	3.3	10	1.6	3.0	0.6	<0.1	<1	8	41.1	<0.1
1472563	Drill Core	0.049	9.1	17	0.97	600	0.184	6.10	1.593	0.68	2.1	4.0	20	1.1	7.4	1.1	<0.1	<1	29	24.8	<0.1
1472564	Drill Core	0.046	7.2	25	0.82	464	0.156	6.53	1.830	1.24	3.8	6.0	17	1.2	6.4	1.0	<0.1	1	17	23.6	<0.1
1472565	Drill Core	0.024	11.6	9	0.63	361	0.088	5.98	2.656	0.68	2.3	7.4	26	0.8	6.3	1.0	<0.1	<1	14	14.6	<0.1
1472566	Drill Core	0.014	13.9	15	0.41	98	0.044	5.46	2.956	0.23	3.1	8.9	28	0.5	6.1	0.9	<0.1	<1	12	11.9	<0.1
1472567	Drill Core	0.013	14.5	8	0.38	125	0.050	5.31	0.238	0.32	2.4	8.8	32	0.7	5.8	1.3	<0.1	<1	12	32.9	<0.1
1472568	Drill Core	0.031	7.8	177	1.24	280	0.090	5.89	0.023	0.60	1.8	6.8	16	1.6	6.8	0.9	<0.1	<1	30	37.7	<0.1

This report supersedes all previous preliminary and final reports with this file number dated prior to the date on this certificate. Signature indicates final approval; preliminary reports are unsigned and should be used for reference only.

BUREAU VERITAS
MINERAL LABORATORIES
Canada

www.bureauveritas.com/um

Bureau Veritas Commodities Canada Ltd.

9050 Shaughnessy St Vancouver British Columbia V6P 6E5 Canada
PHONE (604) 253-3158

Client: **Goldstrike Resources Ltd.**
1010 - 1130 West Pender St.
Vancouver British Columbia V6E 4A4 Canada

Project: LUC
Report Date: October 18, 2018

CERTIFICATE OF ANALYSIS WHI18000395.1

	Method	MA200	MA200	MA200	MA200	MA200	MA200	MA200	AQ200	FA550
	Analyte	Rb	Hf	In	Re	Se	Te	Tl	Hg	Au
	Unit	ppm	ppm	ppm	ppm	ppm	ppm	ppm	ppm	gm/t
	MDL	0.1	0.1	0.05	0.005	1	0.5	0.5	0.01	0.9
1472539	Drill Core	6.8	0.2	<0.05	<0.005	<1	0.6	<0.5	0.03	
1472540	Drill Core	10.5	0.2	<0.05	<0.005	<1	<0.5	<0.5	0.02	
1472541	Drill Core	10.5	0.2	<0.05	<0.005	<1	<0.5	<0.5	0.04	
1472542	Drill Core	36.4	0.2	<0.05	<0.005	<1	<0.5	<0.5	0.02	
1472543	Drill Core	16.5	0.3	0.05	<0.005	<1	<0.5	<0.5	0.04	
1472544	Drill Core	21.3	0.2	<0.05	<0.005	<1	<0.5	<0.5	0.03	
1472545	Drill Core	17.6	0.3	<0.05	<0.005	<1	<0.5	<0.5	0.02	
1472546	Drill Core	9.0	<0.1	<0.05	<0.005	<1	<0.5	<0.5	0.02	
1472547	Drill Core	19.0	<0.1	<0.05	<0.005	<1	<0.5	<0.5	0.01	
1472548	Drill Core	13.4	0.3	0.05	<0.005	<1	0.7	<0.5	0.09	
1472549	Drill Core	18.5	0.4	0.08	<0.005	<1	0.9	<0.5	0.07	
1472550	Rock Pulp	22.7	1.2	<0.05	<0.005	<1	<0.5	<0.5	0.01	
1472551	Rock Pulp	23.9	0.6	0.10	0.006	2	4.0	4.3	5.96	I.S.
1472552	Drill Core	7.5	0.2	<0.05	<0.005	<1	<0.5	<0.5	0.01	
1472553	Drill Core	4.2	0.2	<0.05	<0.005	<1	0.6	<0.5	<0.01	
1472554	Drill Core	7.1	0.2	<0.05	<0.005	<1	<0.5	<0.5	<0.01	
1472555	Drill Core	7.4	0.2	<0.05	<0.005	<1	<0.5	<0.5	<0.01	
1472556	Drill Core	6.5	0.2	<0.05	<0.005	<1	<0.5	<0.5	<0.01	
1472557	Drill Core	8.2	0.2	<0.05	<0.005	<1	<0.5	<0.5	0.01	
1472558	Drill Core	18.3	0.4	<0.05	<0.005	<1	<0.5	<0.5	0.02	
1472559	Drill Core	15.3	0.4	<0.05	<0.005	<1	<0.5	<0.5	0.02	
1472560	Drill Core	8.1	0.2	<0.05	<0.005	<1	<0.5	<0.5	0.01	
1472561	Drill Core	4.1	0.2	0.09	<0.005	<1	<0.5	<0.5	0.04	
1472562	Drill Core	2.0	0.1	<0.05	<0.005	<1	<0.5	<0.5	0.04	
1472563	Drill Core	15.7	0.1	0.10	<0.005	<1	0.6	<0.5	0.07	
1472564	Drill Core	18.6	0.2	0.11	<0.005	<1	0.6	<0.5	0.05	
1472565	Drill Core	9.0	0.2	0.06	<0.005	<1	0.7	<0.5	0.06	
1472566	Drill Core	3.6	0.2	0.07	<0.005	<1	<0.5	<0.5	0.03	
1472567	Drill Core	5.8	0.2	0.06	<0.005	<1	<0.5	<0.5	0.06	
1472568	Drill Core	13.8	0.2	0.08	<0.005	<1	0.7	<0.5	0.09	

This report supersedes all previous preliminary and final reports with this file number dated prior to the date on this certificate. Signature indicates final approval; preliminary reports are unsigned and should be used for reference only.

BUREAU VERITAS MINERAL LABORATORIES Canada

www.bureauveritas.com/um

Bureau Veritas Commodities Canada Ltd.

9050 Shaughnessy St Vancouver British Columbia V6P 6E5 Canada
PHONE (604) 253-3158

Client: **Goldstrike Resources Ltd.**
1010 - 1130 West Pender St.
Vancouver British Columbia V6E 4A4 Canada

Project: LUC
Report Date: October 18, 2018

CERTIFICATE OF ANALYSIS WHI18000395.1

	Method	WGHT	FA350	MA200	MA200	MA200	MA200	MA200	MA200	MA200	MA200	MA200	MA200	MA200	MA200	MA200	MA200	MA200	MA200	MA200	MA200
	Analyte	Wgt	Au	Mo	Cu	Pb	Zn	Ag	Ni	Co	Mn	Fe	As	U	Th	Sr	Cd	Sb	Bi	V	Ca
	Unit	kg	ppb	ppm	ppm	ppm	ppm	ppm	ppm	ppm	ppm	%	ppm	ppm	ppm	ppm	ppm	ppm	ppm	ppm	%
	MDL	0.01	2	0.1	0.1	0.1	1	0.1	0.1	0.2	1	0.01	1	0.1	0.1	1	0.1	0.1	0.1	1	0.01
1472569	Drill Core	5.75	308	1.4	19.2	14.9	75	0.2	50.7	17.4	979	3.52	19	0.5	2.3	443	0.4	5.8	<0.1	145	5.56
1472570	Drill Core	4.27	109	0.9	4.2	5.8	34	0.2	11.0	9.2	719	2.50	7	0.4	2.9	168	0.6	3.9	<0.1	45	3.08
1472571	Drill Core	2.16	1084	1.4	28.9	4.4	88	1.6	13.4	5.8	690	2.13	5	0.3	1.2	118	0.5	2.1	<0.1	39	3.57
1472572	Drill Core	2.03	691	2.6	20.2	6.6	37	1.3	7.8	9.7	428	2.51	12	0.6	3.6	162	0.3	3.8	<0.1	41	2.52
1472573	Drill Core	4.93	596	2.6	12.4	6.4	37	0.3	4.4	6.0	322	2.22	13	0.6	3.1	163	0.2	2.9	<0.1	34	0.90
1472574	Drill Core	4.00	837	2.6	21.1	4.8	34	0.7	5.4	8.2	243	2.40	10	0.5	2.6	131	0.1	2.4	<0.1	32	0.41
1472575	Rock Pulp	0.05	5	3.6	24.6	4.4	47	0.5	24.3	12.0	496	2.61	5	0.9	2.1	248	0.2	0.9	<0.1	86	1.86
1472576	Rock Pulp	0.09	556	52.2	>10000	951.9	>10000	62.8	18.0	3.2	662	11.58	78	4.4	0.2	57	251.9	49.7	9.9	41	1.63
1472577	Drill Core	4.04	1627	2.6	15.5	4.7	31	1.2	6.2	9.9	220	2.43	10	0.4	2.4	117	0.2	2.4	<0.1	26	0.44
1472578	Drill Core	4.54	3080	2.6	17.2	5.0	31	1.0	5.7	8.7	253	2.78	11	0.6	2.4	178	0.2	2.4	<0.1	24	0.42
1472579	Drill Core	3.80	2042	2.8	16.6	5.6	42	0.7	7.3	9.0	295	2.96	8	0.6	1.6	188	0.1	3.0	<0.1	47	0.20
1472580	Drill Core	4.23	118	1.2	22.1	5.5	90	0.2	9.2	15.2	916	4.53	5	0.6	1.1	147	0.2	2.1	<0.1	112	2.36
1472581	Drill Core	4.26	190	1.2	20.3	6.1	82	<0.1	8.0	13.1	923	3.94	7	0.3	0.8	264	0.2	1.9	<0.1	132	3.47
1472582	Drill Core	4.57	66	1.0	11.2	5.7	66	<0.1	5.7	12.9	763	3.38	12	0.3	1.0	208	0.3	2.5	<0.1	110	3.76
1472583	Drill Core	4.26	97	1.1	12.1	4.7	67	<0.1	6.4	12.6	809	3.61	7	0.2	1.4	209	0.2	1.2	<0.1	123	2.75
1472584	Drill Core	4.61	81	1.7	13.5	6.5	55	0.8	6.2	12.1	637	3.65	8	0.3	1.6	217	0.3	1.3	<0.1	124	2.23
1472585	Drill Core	5.00	77	0.6	16.0	4.8	45	0.2	5.2	9.4	559	3.49	6	0.2	1.8	130	0.2	1.6	<0.1	125	2.16
1472586	Drill Core	3.69	11	1.8	8.2	4.9	70	<0.1	6.0	13.7	763	4.15	9	0.3	1.3	140	0.3	0.8	<0.1	136	3.08
1472587	Drill Core	5.20	24	1.7	13.8	5.4	68	<0.1	6.1	12.3	785	3.99	6	0.3	1.1	154	0.2	1.1	<0.1	123	3.76
1472588	Drill Core	4.76	102	1.0	23.1	4.5	58	<0.1	5.6	13.6	982	4.02	7	0.3	1.4	132	0.2	1.0	<0.1	121	3.82
1472589	Drill Core	3.79	7	0.9	24.6	3.9	44	<0.1	5.1	10.0	528	3.29	6	0.3	1.4	151	<0.1	0.9	<0.1	111	2.48
1472590	Drill Core	4.61	4	1.1	22.2	4.3	61	<0.1	5.8	12.9	716	4.17	8	0.3	1.7	190	0.1	0.7	<0.1	145	2.48
1472591	Drill Core	3.71	<2	0.6	25.3	4.6	65	<0.1	6.2	13.9	651	4.10	9	0.3	1.6	221	0.1	0.6	<0.1	139	2.58
1472592	Drill Core	6.99	2	0.8	13.9	7.2	70	<0.1	6.0	13.2	802	3.42	19	0.4	1.6	552	<0.1	0.9	<0.1	116	3.26
1472593	Drill Core	2.37	<2	2.7	24.0	9.7	83	0.1	8.2	17.2	690	4.69	13	0.5	1.0	728	<0.1	1.1	<0.1	175	2.68
1472594	Drill Core	5.28	<2	3.9	16.8	7.7	99	<0.1	13.1	18.7	963	5.38	10	0.3	0.8	394	<0.1	0.9	<0.1	218	3.98
1472595	Drill Core	4.37	4	2.4	16.6	7.9	92	<0.1	15.4	17.7	1063	5.66	8	0.4	0.9	331	0.1	0.8	<0.1	236	4.44
1472596	Drill Core	4.23	261	1.0	15.9	4.7	49	0.1	11.0	13.9	541	2.95	6	0.2	0.5	220	0.1	0.9	<0.1	103	2.91
1472597	Drill Core	4.78	66	1.8	33.2	10.1	78	0.3	13.3	20.0	1088	5.14	10	0.4	1.4	420	0.5	2.2	<0.1	174	5.84
1472598	Drill Core	4.26	78	0.7	24.6	7.7	72	<0.1	12.3	17.6	887	4.44	9	0.2	0.7	285	0.2	0.7	<0.1	178	3.81

This report supersedes all previous preliminary and final reports with this file number dated prior to the date on this certificate. Signature indicates final approval; preliminary reports are unsigned and should be used for reference only.

BUREAU VERITAS MINERAL LABORATORIES Canada

www.bureauveritas.com/um

Bureau Veritas Commodities Canada Ltd.

9050 Shaughnessy St Vancouver British Columbia V6P 6E5 Canada
PHONE (604) 253-3158

Client: **Goldstrike Resources Ltd.**
1010 - 1130 West Pender St.
Vancouver British Columbia V6E 4A4 Canada

Project: LUC
Report Date: October 18, 2018

CERTIFICATE OF ANALYSIS WHI18000395.1

	Method	MA200	MA200	MA200	MA200	MA200	MA200	MA200	MA200	MA200	MA200	MA200	MA200	MA200	MA200	MA200	MA200	MA200	MA200	MA200	MA200
	Analyte	P	La	Cr	Mg	Ba	Ti	Al	Na	K	W	Zr	Ce	Sn	Y	Nb	Ta	Be	Sc	Li	S
	Unit	%	ppm	ppm	%	ppm	%	%	%	%	ppm	ppm	ppm	ppm	ppm	ppm	ppm	ppm	ppm	ppm	%
	MDL	0.001	0.1	1	0.01	1	0.001	0.01	0.001	0.01	0.1	0.1	1	0.1	0.1	0.1	0.1	1	1	0.1	0.1
1472569	Drill Core	0.089	10.0	360	1.97	432	0.189	5.81	0.023	1.23	1.2	6.8	19	1.6	8.4	1.1	<0.1	<1	34	29.8	<0.1
1472570	Drill Core	0.019	13.4	31	1.05	380	0.061	5.97	0.037	0.33	1.7	12.2	29	0.6	6.7	1.4	<0.1	<1	16	37.6	<0.1
1472571	Drill Core	0.026	6.5	143	1.17	881	0.040	3.79	0.025	0.15	0.7	7.0	14	1.0	5.9	0.6	<0.1	<1	16	24.8	<0.1
1472572	Drill Core	0.022	18.0	19	0.30	447	0.075	5.38	0.031	0.32	3.2	12.5	35	1.1	6.6	1.8	0.1	<1	9	44.5	<0.1
1472573	Drill Core	0.021	14.3	4	0.15	501	0.082	5.93	0.025	0.50	2.9	9.9	30	0.8	20.6	1.7	0.1	<1	8	39.3	<0.1
1472574	Drill Core	0.013	15.2	4	0.13	246	0.075	6.03	0.028	0.48	3.8	9.2	31	1.1	5.3	1.3	<0.1	<1	6	43.1	<0.1
1472575	Rock Pulp	0.053	9.7	32	0.80	498	0.294	5.30	2.140	0.91	28.3	38.0	18	0.8	12.8	3.4	0.2	<1	11	14.2	<0.1
1472576	Rock Pulp	0.038	2.3	11	2.25	134	0.029	3.74	0.494	0.76	0.5	32.7	6	3.1	4.5	0.4	<0.1	<1	8	6.9	>10
1472577	Drill Core	0.011	10.4	3	0.10	351	0.057	4.68	0.021	0.26	3.0	8.5	21	0.6	4.3	1.2	<0.1	<1	6	40.7	<0.1
1472578	Drill Core	0.021	11.0	3	0.07	635	0.063	4.60	0.016	0.37	3.7	9.3	24	0.9	4.4	1.3	<0.1	<1	6	38.1	<0.1
1472579	Drill Core	0.033	6.9	5	0.11	613	0.116	6.57	0.019	0.90	7.6	7.0	16	2.9	4.7	1.5	<0.1	<1	7	49.3	<0.1
1472580	Drill Core	0.041	5.4	21	0.43	615	0.176	6.94	0.579	3.16	14.9	4.7	12	0.7	7.8	1.2	<0.1	<1	19	23.1	<0.1
1472581	Drill Core	0.040	5.7	16	0.87	3682	0.185	6.91	1.879	2.13	7.3	4.1	13	0.8	7.6	1.3	<0.1	<1	18	18.9	<0.1
1472582	Drill Core	0.027	5.8	6	0.85	1611	0.174	6.77	0.838	1.81	2.9	4.2	14	0.8	8.4	1.8	<0.1	<1	14	29.3	<0.1
1472583	Drill Core	0.041	6.7	7	0.87	997	0.185	7.10	1.823	1.95	3.4	3.9	16	1.3	8.0	1.8	0.1	<1	16	18.9	<0.1
1472584	Drill Core	0.042	6.3	8	0.87	306	0.190	7.01	2.745	1.46	3.4	4.5	14	0.8	7.3	1.7	<0.1	<1	15	16.2	<0.1
1472585	Drill Core	0.046	7.0	7	0.80	482	0.185	7.39	2.348	2.41	4.4	4.3	16	0.6	7.2	1.6	0.1	<1	11	16.1	<0.1
1472586	Drill Core	0.039	6.4	8	0.95	328	0.193	6.88	1.475	2.06	2.7	4.1	14	0.6	7.9	1.5	<0.1	<1	16	18.9	<0.1
1472587	Drill Core	0.043	6.0	7	0.85	392	0.168	6.70	1.439	1.95	5.5	3.7	14	0.6	6.6	1.3	<0.1	<1	16	16.5	<0.1
1472588	Drill Core	0.039	5.7	7	1.11	294	0.184	6.37	1.641	1.63	5.0	3.5	13	0.7	9.8	1.8	0.1	1	19	18.0	<0.1
1472589	Drill Core	0.034	4.8	7	0.74	312	0.213	7.36	1.552	1.77	1.3	3.5	11	0.8	7.4	1.9	0.1	<1	13	18.7	<0.1
1472590	Drill Core	0.041	7.0	9	1.07	425	0.231	7.40	2.144	1.57	1.0	4.4	17	1.0	12.8	2.0	0.1	<1	18	16.4	<0.1
1472591	Drill Core	0.042	7.0	9	1.06	521	0.273	7.48	1.988	1.86	0.5	4.8	16	0.9	12.1	2.5	0.2	1	17	19.0	<0.1
1472592	Drill Core	0.042	6.7	7	1.22	385	0.245	6.84	1.251	1.59	0.6	4.2	14	1.1	10.1	2.3	0.2	<1	15	29.1	<0.1
1472593	Drill Core	0.049	7.1	12	1.05	109	0.247	8.16	2.201	0.91	0.4	3.8	15	0.9	5.5	1.4	<0.1	<1	23	25.2	<0.1
1472594	Drill Core	0.044	3.9	38	1.82	301	0.314	7.97	2.955	1.45	0.4	3.6	9	0.7	7.6	1.7	0.1	1	30	14.3	<0.1
1472595	Drill Core	0.044	4.1	36	2.03	216	0.324	8.62	2.878	1.96	0.2	4.4	10	1.0	8.6	2.0	0.1	1	25	12.6	<0.1
1472596	Drill Core	0.022	1.9	16	1.18	778	0.149	7.51	2.431	1.79	2.3	2.1	5	0.6	3.5	1.0	<0.1	<1	12	22.0	<0.1
1472597	Drill Core	0.042	6.0	28	2.14	784	0.185	6.78	1.421	1.25	4.7	3.3	14	0.8	8.0	1.3	<0.1	1	26	22.7	<0.1
1472598	Drill Core	0.028	3.5	23	1.52	581	0.221	6.85	1.303	1.37	0.3	2.9	8	0.8	7.6	1.4	0.1	1	20	19.1	<0.1

This report supersedes all previous preliminary and final reports with this file number dated prior to the date on this certificate. Signature indicates final approval; preliminary reports are unsigned and should be used for reference only.

BUREAU VERITAS
MINERAL LABORATORIES
Canada

www.bureauveritas.com/um

Bureau Veritas Commodities Canada Ltd.

9050 Shaughnessy St Vancouver British Columbia V6P 6E5 Canada
PHONE (604) 253-3158

Client: **Goldstrike Resources Ltd.**
1010 - 1130 West Pender St.
Vancouver British Columbia V6E 4A4 Canada

Project: LUC
Report Date: October 18, 2018

CERTIFICATE OF ANALYSIS WHI18000395.1

	Method	MA200	MA200	MA200	MA200	MA200	MA200	MA200	AQ200	FA550
	Analyte	Rb	Hf	In	Re	Se	Te	Tl	Hg	Au
	Unit	ppm	ppm	ppm	ppm	ppm	ppm	ppm	ppm	gm/t
	MDL	0.1	0.1	0.05	0.005	1	0.5	0.5	0.01	0.9
1472569	Drill Core	34.3	0.3	0.11	<0.005	<1	1.2	<0.5	0.07	
1472570	Drill Core	6.2	0.3	0.07	<0.005	<1	0.9	<0.5	0.11	
1472571	Drill Core	2.7	0.2	0.08	<0.005	<1	6.7	<0.5	3.94	
1472572	Drill Core	6.2	0.3	<0.05	<0.005	<1	0.9	<0.5	2.36	
1472573	Drill Core	9.7	0.2	0.06	<0.005	<1	<0.5	<0.5	0.09	
1472574	Drill Core	8.0	0.3	<0.05	<0.005	<1	0.5	<0.5	0.10	
1472575	Rock Pulp	22.1	1.1	<0.05	0.008	<1	<0.5	<0.5	0.02	
1472576	Rock Pulp	9.5	1.1	8.93	0.014	6	8.3	2.6	2.63	
1472577	Drill Core	3.8	0.2	<0.05	<0.005	<1	0.6	<0.5	0.12	
1472578	Drill Core	5.2	0.2	<0.05	<0.005	1	<0.5	<0.5	0.12	
1472579	Drill Core	14.6	0.2	<0.05	<0.005	<1	<0.5	<0.5	0.06	
1472580	Drill Core	38.4	0.2	0.08	<0.005	3	<0.5	<0.5	0.02	
1472581	Drill Core	32.7	0.2	0.06	<0.005	<1	0.7	<0.5	0.03	
1472582	Drill Core	31.8	0.2	<0.05	<0.005	<1	<0.5	<0.5	0.01	
1472583	Drill Core	32.6	0.2	0.07	<0.005	<1	<0.5	<0.5	0.02	
1472584	Drill Core	27.0	0.2	0.07	<0.005	<1	0.7	<0.5	0.03	
1472585	Drill Core	35.0	0.2	<0.05	<0.005	<1	0.5	<0.5	0.03	
1472586	Drill Core	35.0	0.2	<0.05	<0.005	<1	0.7	<0.5	<0.01	
1472587	Drill Core	34.6	0.2	<0.05	<0.005	<1	<0.5	<0.5	<0.01	
1472588	Drill Core	29.9	0.2	<0.05	<0.005	<1	0.8	<0.5	<0.01	
1472589	Drill Core	34.6	0.2	<0.05	<0.005	<1	<0.5	<0.5	<0.01	
1472590	Drill Core	35.3	0.2	<0.05	<0.005	<1	<0.5	<0.5	<0.01	
1472591	Drill Core	39.9	0.2	0.06	<0.005	<1	<0.5	<0.5	<0.01	
1472592	Drill Core	29.7	0.2	0.06	<0.005	<1	<0.5	<0.5	0.01	
1472593	Drill Core	24.0	0.2	0.05	<0.005	<1	<0.5	<0.5	0.03	
1472594	Drill Core	39.6	0.2	<0.05	<0.005	1	0.7	<0.5	<0.01	
1472595	Drill Core	55.8	0.3	<0.05	<0.005	<1	1.1	0.5	<0.01	
1472596	Drill Core	29.4	0.1	<0.05	<0.005	<1	0.6	<0.5	0.01	
1472597	Drill Core	28.9	0.2	<0.05	<0.005	<1	1.9	<0.5	0.01	
1472598	Drill Core	25.9	0.3	0.07	<0.005	<1	0.9	<0.5	<0.01	

This report supersedes all previous preliminary and final reports with this file number dated prior to the date on this certificate. Signature indicates final approval; preliminary reports are unsigned and should be used for reference only.

BUREAU VERITAS
MINERAL LABORATORIES
Canada

www.bureauveritas.com/um

Bureau Veritas Commodities Canada Ltd.

9050 Shaughnessy St Vancouver British Columbia V6P 6E5 Canada
PHONE (604) 253-3158

Client: **Goldstrike Resources Ltd.**
1010 - 1130 West Pender St.
Vancouver British Columbia V6E 4A4 Canada

Project: LUC
Report Date: October 18, 2018

CERTIFICATE OF ANALYSIS WHI18000395.1

	Method	WGHT	FA350	MA200	MA200	MA200	MA200	MA200	MA200	MA200	MA200	MA200	MA200	MA200	MA200	MA200	MA200	MA200	MA200	MA200	MA200
	Analyte	Wgt	Au	Mo	Cu	Pb	Zn	Ag	Ni	Co	Mn	Fe	As	U	Th	Sr	Cd	Sb	Bi	V	Ca
	Unit	kg	ppb	ppm	ppm	ppm	ppm	ppm	ppm	ppm	ppm	%	ppm	ppm	ppm	ppm	ppm	ppm	ppm	ppm	%
	MDL	0.01	2	0.1	0.1	0.1	1	0.1	0.1	0.2	1	0.01	1	0.1	0.1	1	0.1	0.1	0.1	1	0.01
1472599	Drill Core	3.52	3	0.9	22.2	10.2	87	<0.1	13.7	20.2	975	4.46	20	0.3	1.1	311	0.3	1.2	<0.1	157	5.48
1472600	Rock Pulp	0.06	3	3.2	19.9	3.6	44	0.7	20.7	10.0	448	2.52	3	0.6	1.6	215	0.3	0.6	<0.1	83	1.78
1472601	Rock Pulp	0.06	251	189.2	1888.9	39.4	301	0.6	37.2	14.8	793	4.14	18	0.6	1.6	274	1.0	1.7	0.3	122	2.58
1472602	Drill Core	4.63	6	4.7	30.7	10.0	84	<0.1	15.4	24.8	1088	5.34	9	0.3	1.2	491	0.2	0.9	<0.1	210	4.60
1472603	Drill Core	4.19	28	3.3	60.5	6.7	72	<0.1	12.9	19.8	995	4.27	8	0.3	0.8	395	0.2	0.6	<0.1	165	3.90
1472604	Drill Core	4.67	471	1.8	39.8	5.8	64	0.2	11.5	19.4	1040	4.64	8	0.3	1.2	343	<0.1	0.5	<0.1	164	4.20
1472605	Drill Core	4.59	<2	1.0	38.4	4.5	98	<0.1	17.0	24.6	993	5.68	7	0.2	0.9	225	0.1	0.6	<0.1	230	3.41
1472606	Drill Core	4.46	3	1.0	18.8	5.8	77	<0.1	14.7	20.7	985	5.20	8	0.2	1.0	266	0.2	0.7	<0.1	207	3.75
1472607	Drill Core	4.03	105	0.9	14.7	4.4	54	<0.1	9.7	14.0	711	3.75	4	0.1	0.7	199	0.1	0.5	<0.1	146	2.93
1472608	Drill Core	5.18	<2	1.7	57.7	7.7	79	<0.1	15.4	21.5	798	5.55	11	0.4	1.1	260	<0.1	2.4	<0.1	236	2.37
1472609	Drill Core	4.63	5	2.6	33.7	6.6	75	<0.1	15.2	22.8	868	5.18	7	0.4	1.0	262	0.1	1.1	<0.1	204	2.76
1472610	Drill Core	4.39	67	1.4	34.9	6.0	76	0.2	15.0	21.4	1068	4.75	5	0.3	0.8	226	0.2	1.1	<0.1	180	3.51
1472611	Drill Core	3.90	25	0.9	23.3	5.9	73	<0.1	13.5	21.8	1200	5.44	5	0.4	1.1	196	0.4	1.5	<0.1	198	4.43
1472612	Drill Core	5.53	55	1.2	40.4	11.2	81	0.1	15.8	25.1	1183	5.73	8	0.6	2.2	265	0.3	4.2	<0.1	211	4.50
1472613	Drill Core	5.06	8	1.8	57.5	10.9	106	0.3	18.4	30.4	1068	6.28	14	0.5	1.5	306	0.3	4.3	<0.1	252	3.22
1472614	Drill Core	4.73	30	0.7	40.4	7.3	73	<0.1	13.6	21.0	843	4.69	5	0.4	1.0	207	0.2	1.5	<0.1	193	2.98
1472615	Drill Core	4.09	135	0.7	40.1	15.0	94	0.2	18.3	27.7	916	5.93	8	0.6	1.1	271	0.3	1.5	0.1	226	3.08
1472616	Drill Core	4.12	51	0.9	23.0	10.1	77	<0.1	12.1	21.9	1194	5.30	6	0.4	1.0	287	0.4	1.8	<0.1	160	4.60
1472617	Drill Core	3.38	43	1.5	38.2	8.2	83	0.2	12.5	20.4	1067	5.29	7	0.4	1.0	288	0.2	4.0	<0.1	197	4.27
1472618	Drill Core	4.65	27	0.8	27.0	6.8	55	<0.1	11.5	17.7	867	4.18	4	0.3	0.9	214	0.3	0.9	<0.1	175	3.19
1472619	Drill Core	5.07	<2	1.7	70.1	9.2	76	<0.1	16.5	25.4	996	5.61	5	0.4	1.1	201	<0.1	1.3	<0.1	242	2.87
1472620	Drill Core	4.22	4	1.9	84.2	8.4	84	0.1	18.6	27.8	1081	5.68	5	0.5	0.9	181	0.1	1.1	<0.1	245	3.56
1472621	Drill Core	3.74	53	1.8	62.5	6.5	65	0.2	12.6	18.9	1227	5.38	6	0.4	1.1	176	0.4	1.1	<0.1	188	5.20
1472622	Drill Core	4.60	34	1.2	35.8	6.2	70	0.2	12.7	18.8	1135	5.01	5	0.4	1.4	180	0.8	1.1	<0.1	172	5.09
1472623	Drill Core	4.45	781	1.0	39.4	7.2	71	1.3	10.7	17.0	1080	4.85	6	0.3	1.1	177	0.7	2.5	<0.1	168	5.43
1472624	Drill Core	2.65	43	1.8	27.3	7.1	83	0.5	14.3	22.3	882	5.34	8	0.4	0.9	175	0.4	2.4	<0.1	203	4.20
1472625	Rock Pulp	0.05	4	2.9	27.3	5.0	66	0.3	22.7	12.8	477	2.57	3	0.8	2.0	260	0.3	0.8	<0.1	85	1.83
1472626	Rock Pulp	0.09	419	50.2	>10000	940.8	>10000	65.0	19.3	3.3	730	12.07	61	5.0	0.2	58	257.6	54.9	11.8	40	1.59
1472627	Drill Core	2.85	246	1.3	38.1	8.1	61	0.8	10.9	19.9	932	4.75	6	0.5	1.1	195	0.6	3.1	<0.1	159	4.55
1472628	Drill Core	3.95	521	0.9	11.8	6.8	42	1.0	8.5	16.9	866	4.60	5	0.4	1.9	209	0.6	2.3	<0.1	141	4.40

This report supersedes all previous preliminary and final reports with this file number dated prior to the date on this certificate. Signature indicates final approval; preliminary reports are unsigned and should be used for reference only.

BUREAU VERITAS
MINERAL LABORATORIES
Canada

www.bureauveritas.com/um

Bureau Veritas Commodities Canada Ltd.

9050 Shaughnessy St Vancouver British Columbia V6P 6E5 Canada
PHONE (604) 253-3158

Client: **Goldstrike Resources Ltd.**
1010 - 1130 West Pender St.
Vancouver British Columbia V6E 4A4 Canada

Project: LUC
Report Date: October 18, 2018

CERTIFICATE OF ANALYSIS WHI18000395.1

	Method	MA200	MA200	MA200	MA200	MA200	MA200	MA200	MA200	MA200	MA200	MA200	MA200	MA200	MA200	MA200	MA200	MA200	MA200	MA200	MA200
	Analyte	P	La	Cr	Mg	Ba	Ti	Al	Na	K	W	Zr	Ce	Sn	Y	Nb	Ta	Be	Sc	Li	S
	Unit	%	ppm	ppm	%	ppm	%	%	%	%	ppm	ppm	ppm	ppm	ppm	ppm	ppm	ppm	ppm	ppm	%
	MDL	0.001	0.1	1	0.01	1	0.001	0.01	0.001	0.01	0.1	0.1	1	0.1	0.1	0.1	0.1	1	1	0.1	0.1
1472599	Drill Core	0.034	5.6	21	2.09	272	0.224	5.95	0.359	0.78	0.4	5.0	11	0.8	9.4	1.5	<0.1	<1	19	33.6	<0.1
1472600	Rock Pulp	0.049	7.1	27	0.78	433	0.242	4.97	2.083	0.79	24.3	36.2	14	0.7	10.4	3.1	0.2	<1	9	12.3	<0.1
1472601	Rock Pulp	0.056	8.2	56	1.31	538	0.352	6.41	2.264	0.79	9.2	32.3	17	1.8	13.1	4.2	0.3	<1	15	15.9	0.3
1472602	Drill Core	0.037	6.2	33	2.02	251	0.279	7.50	1.784	1.17	1.1	5.4	14	0.5	10.3	1.5	<0.1	1	30	20.9	<0.1
1472603	Drill Core	0.035	5.2	31	1.71	1136	0.226	7.02	2.302	1.04	1.1	3.5	11	0.4	7.2	1.2	<0.1	1	22	17.0	<0.1
1472604	Drill Core	0.043	7.0	23	1.97	1509	0.221	6.69	2.490	1.23	1.4	2.9	14	0.5	8.8	1.4	<0.1	<1	19	11.2	<0.1
1472605	Drill Core	0.045	3.1	41	1.75	308	0.292	7.30	2.501	1.64	0.7	4.2	8	0.7	6.9	1.3	<0.1	<1	27	10.8	<0.1
1472606	Drill Core	0.044	4.3	35	1.74	242	0.251	7.31	3.126	1.08	0.7	4.0	10	0.8	5.8	1.3	<0.1	<1	27	7.8	<0.1
1472607	Drill Core	0.029	2.7	19	1.33	338	0.158	7.36	4.038	0.81	2.2	2.5	7	0.6	4.2	0.9	<0.1	<1	17	9.7	<0.1
1472608	Drill Core	0.045	4.3	36	1.36	251	0.352	8.52	1.710	1.60	0.4	4.3	10	0.8	7.1	1.8	0.1	<1	30	15.4	<0.1
1472609	Drill Core	0.043	3.6	32	1.49	232	0.293	8.30	2.454	1.63	1.7	4.4	10	0.5	6.6	1.6	0.1	<1	26	13.5	<0.1
1472610	Drill Core	0.048	3.2	27	1.67	119	0.237	7.79	3.265	1.54	4.2	4.2	8	0.5	5.8	1.5	<0.1	1	26	11.1	<0.1
1472611	Drill Core	0.040	4.4	27	2.07	205	0.248	7.50	2.427	1.36	3.6	3.6	11	0.4	7.2	1.2	<0.1	<1	29	11.6	<0.1
1472612	Drill Core	0.067	11.6	40	2.06	758	0.284	7.06	1.667	1.57	4.1	4.6	22	0.6	10.5	2.1	0.1	1	27	14.4	<0.1
1472613	Drill Core	0.057	6.6	38	1.55	251	0.342	7.71	1.183	2.02	4.6	4.5	15	0.8	9.5	1.8	0.1	1	30	22.7	<0.1
1472614	Drill Core	0.050	2.7	33	1.40	313	0.314	7.82	1.555	1.95	2.3	4.6	7	0.7	7.6	1.9	0.1	<1	24	18.9	<0.1
1472615	Drill Core	0.051	5.5	38	1.43	338	0.351	7.77	1.264	1.94	6.9	5.1	13	1.0	9.3	2.0	0.1	2	26	20.6	<0.1
1472616	Drill Core	0.046	5.6	28	2.02	378	0.193	7.17	3.199	0.90	5.3	3.0	12	0.5	7.2	1.1	<0.1	<1	25	12.5	<0.1
1472617	Drill Core	0.051	5.0	32	1.95	174	0.277	7.21	1.697	1.38	5.2	3.9	12	0.7	8.4	1.5	0.1	<1	24	24.7	<0.1
1472618	Drill Core	0.048	4.3	31	1.48	353	0.295	7.54	3.484	1.16	1.1	4.2	10	0.4	7.3	1.6	0.1	<1	22	10.4	<0.1
1472619	Drill Core	0.052	5.0	40	1.48	713	0.396	7.90	2.902	1.81	0.4	4.7	13	0.8	8.4	2.5	0.2	<1	30	10.0	<0.1
1472620	Drill Core	0.054	4.1	44	1.59	707	0.397	7.28	2.006	1.87	0.8	4.8	10	0.8	10.3	1.6	<0.1	1	32	10.8	<0.1
1472621	Drill Core	0.036	6.0	31	2.23	218	0.228	6.97	2.753	1.39	3.4	4.6	13	0.4	9.6	1.0	<0.1	<1	27	9.8	<0.1
1472622	Drill Core	0.040	7.2	28	2.10	212	0.197	6.94	2.954	1.15	2.1	4.2	15	0.4	9.3	1.1	<0.1	<1	23	10.7	<0.1
1472623	Drill Core	0.040	5.6	24	2.32	364	0.182	6.41	1.632	1.98	2.9	3.9	11	0.4	8.0	0.9	<0.1	<1	21	15.6	<0.1
1472624	Drill Core	0.035	3.1	30	1.96	324	0.275	7.17	1.606	1.50	3.9	5.2	8	1.1	7.9	1.2	<0.1	<1	22	23.8	<0.1
1472625	Rock Pulp	0.052	9.9	29	0.81	504	0.282	5.16	2.061	0.91	26.2	34.8	19	0.7	13.6	3.6	0.2	<1	10	12.6	<0.1
1472626	Rock Pulp	0.041	2.6	14	2.26	141	0.031	3.75	0.531	0.84	0.5	29.7	6	3.5	5.8	0.4	<0.1	<1	8	7.0	>10
1472627	Drill Core	0.035	6.3	26	1.89	822	0.201	6.77	2.732	1.12	3.5	4.0	12	1.2	7.6	1.3	<0.1	<1	23	15.9	0.2
1472628	Drill Core	0.041	8.7	15	1.82	725	0.170	6.84	3.660	0.80	3.1	3.1	18	0.9	7.8	1.5	0.1	<1	19	11.3	0.2

This report supersedes all previous preliminary and final reports with this file number dated prior to the date on this certificate. Signature indicates final approval; preliminary reports are unsigned and should be used for reference only.

BUREAU VERITAS
MINERAL LABORATORIES
Canada

www.bureauveritas.com/um

Bureau Veritas Commodities Canada Ltd.

9050 Shaughnessy St Vancouver British Columbia V6P 6E5 Canada
PHONE (604) 253-3158

Client: **Goldstrike Resources Ltd.**
1010 - 1130 West Pender St.
Vancouver British Columbia V6E 4A4 Canada

Project: LUC
Report Date: October 18, 2018

CERTIFICATE OF ANALYSIS WHI18000395.1

	Method	MA200	MA200	MA200	MA200	MA200	MA200	MA200	AQ200	FA550
	Analyte	Rb	Hf	In	Re	Se	Te	Tl	Hg	Au
	Unit	ppm	ppm	ppm	ppm	ppm	ppm	ppm	ppm	gm/t
	MDL	0.1	0.1	0.05	0.005	1	0.5	0.5	0.01	0.9
1472599	Drill Core	21.8	0.3	0.06	<0.005	<1	1.2	<0.5	<0.01	
1472600	Rock Pulp	18.7	1.0	<0.05	<0.005	<1	<0.5	<0.5	0.01	
1472601	Rock Pulp	18.6	1.0	0.15	0.089	<1	<0.5	<0.5	0.09	
1472602	Drill Core	43.6	0.4	0.06	<0.005	<1	1.9	<0.5	<0.01	
1472603	Drill Core	35.0	0.3	<0.05	<0.005	<1	<0.5	<0.5	<0.01	
1472604	Drill Core	35.8	0.5	<0.05	<0.005	<1	1.2	<0.5	0.02	
1472605	Drill Core	48.3	0.3	<0.05	<0.005	<1	<0.5	<0.5	<0.01	
1472606	Drill Core	26.5	0.3	<0.05	<0.005	<1	0.8	<0.5	<0.01	
1472607	Drill Core	16.1	0.2	<0.05	<0.005	<1	<0.5	<0.5	<0.01	
1472608	Drill Core	51.3	0.3	0.05	<0.005	<1	<0.5	<0.5	<0.01	
1472609	Drill Core	45.1	0.2	0.05	<0.005	<1	<0.5	<0.5	<0.01	
1472610	Drill Core	32.0	0.3	0.06	<0.005	<1	<0.5	<0.5	<0.01	
1472611	Drill Core	35.9	0.2	0.05	<0.005	<1	0.8	<0.5	<0.01	
1472612	Drill Core	39.6	0.3	0.06	<0.005	<1	<0.5	<0.5	<0.01	
1472613	Drill Core	42.2	0.4	<0.05	<0.005	<1	<0.5	<0.5	<0.01	
1472614	Drill Core	35.9	0.4	<0.05	<0.005	<1	<0.5	<0.5	<0.01	
1472615	Drill Core	37.4	0.4	0.05	<0.005	<1	<0.5	<0.5	<0.01	
1472616	Drill Core	22.7	0.3	<0.05	<0.005	<1	0.6	<0.5	<0.01	
1472617	Drill Core	30.8	0.3	0.06	<0.005	<1	0.9	<0.5	0.01	
1472618	Drill Core	22.9	0.3	<0.05	<0.005	<1	<0.5	<0.5	<0.01	
1472619	Drill Core	54.3	0.4	0.09	<0.005	<1	<0.5	0.5	<0.01	
1472620	Drill Core	52.9	0.4	<0.05	<0.005	<1	0.8	0.5	<0.01	
1472621	Drill Core	30.2	0.2	0.10	<0.005	<1	0.7	<0.5	<0.01	
1472622	Drill Core	26.2	0.2	<0.05	<0.005	<1	1.0	<0.5	0.01	
1472623	Drill Core	34.4	0.3	0.06	<0.005	<1	2.3	<0.5	0.23	
1472624	Drill Core	34.2	0.3	0.05	<0.005	<1	<0.5	<0.5	0.01	
1472625	Rock Pulp	21.6	1.1	<0.05	<0.005	<1	<0.5	<0.5	0.02	
1472626	Rock Pulp	9.3	1.2	11.44	0.014	4	8.0	2.5	2.81	
1472627	Drill Core	23.3	0.2	0.05	<0.005	<1	1.2	<0.5	0.03	
1472628	Drill Core	14.5	0.2	<0.05	<0.005	<1	1.6	<0.5	0.05	

This report supersedes all previous preliminary and final reports with this file number dated prior to the date on this certificate. Signature indicates final approval; preliminary reports are unsigned and should be used for reference only.

BUREAU VERITAS
MINERAL LABORATORIES
Canada

www.bureauveritas.com/um

Bureau Veritas Commodities Canada Ltd.

9050 Shaughnessy St Vancouver British Columbia V6P 6E5 Canada
PHONE (604) 253-3158

Client: **Goldstrike Resources Ltd.**
1010 - 1130 West Pender St.
Vancouver British Columbia V6E 4A4 Canada

Project: LUC
Report Date: October 18, 2018

CERTIFICATE OF ANALYSIS WHI18000395.1

	Method	WGHT	FA350	MA200	MA200	MA200	MA200	MA200	MA200	MA200	MA200	MA200	MA200	MA200	MA200	MA200	MA200	MA200	MA200	MA200	MA200
	Analyte	Wgt	Au	Mo	Cu	Pb	Zn	Ag	Ni	Co	Mn	Fe	As	U	Th	Sr	Cd	Sb	Bi	V	Ca
	Unit	kg	ppb	ppm	ppm	ppm	ppm	ppm	ppm	ppm	ppm	%	ppm	ppm	ppm	ppm	ppm	ppm	ppm	ppm	%
	MDL	0.01	2	0.1	0.1	0.1	1	0.1	0.1	0.2	1	0.01	1	0.1	0.1	1	0.1	0.1	0.1	1	0.01
1472629	Drill Core	3.40	27	0.8	10.3	7.5	39	<0.1	6.8	10.4	803	3.88	8	0.2	2.3	207	0.3	3.3	<0.1	99	3.96
1472630	Drill Core	4.04	59	1.1	28.8	6.2	52	0.1	7.1	11.3	788	3.67	10	0.3	1.5	199	0.2	2.6	<0.1	95	3.82
1472631	Drill Core	3.81	47	0.6	9.0	13.9	34	<0.1	4.1	8.1	361	2.65	21	0.3	2.5	424	0.1	3.3	<0.1	88	1.93
1472632	Drill Core	4.11	206	0.8	10.5	16.3	53	0.2	4.7	10.6	467	2.90	24	0.4	1.5	471	0.2	5.0	<0.1	102	2.36
1472633	Drill Core	3.73	13	2.5	33.1	9.8	93	0.4	9.9	19.3	747	4.46	13	0.9	1.4	392	0.2	3.7	<0.1	139	2.89
1472634	Drill Core	4.01	31	1.0	18.4	8.0	71	<0.1	8.4	15.6	698	3.99	9	0.4	1.0	259	<0.1	2.0	<0.1	135	2.74
1472635	Drill Core	4.40	<2	0.7	14.2	13.7	69	<0.1	6.2	16.4	595	4.13	16	0.4	1.0	282	<0.1	2.4	0.3	144	2.31
1472636	Drill Core	3.74	4	0.7	7.7	10.2	68	<0.1	6.8	13.7	697	4.21	14	0.5	1.0	227	<0.1	2.2	<0.1	153	2.95
1472637	Drill Core	2.28	394	1.3	7.6	7.4	40	1.3	6.5	19.3	635	4.07	7	0.4	1.0	217	0.2	1.7	<0.1	105	2.56
1472638	Drill Core	3.09	8	0.7	7.0	7.3	40	<0.1	5.9	14.0	536	3.70	11	0.4	1.0	227	<0.1	1.8	<0.1	122	2.55
1472639	Drill Core	4.13	16	0.4	23.9	9.3	51	<0.1	6.2	13.3	766	3.91	6	0.3	0.6	227	<0.1	1.9	<0.1	131	3.64
1472640	Drill Core	3.50	28	1.0	22.7	13.3	51	<0.1	6.1	11.5	739	3.42	9	0.4	1.1	232	0.1	1.9	0.1	112	2.83
1472641	Drill Core	5.48	75	0.3	31.0	6.4	62	<0.1	5.7	12.6	713	3.85	3	0.4	1.1	136	0.4	1.2	<0.1	115	1.81
1472642	Drill Core	4.81	36	0.5	33.2	6.5	77	<0.1	6.9	14.6	798	4.14	6	0.4	1.1	150	<0.1	1.9	<0.1	136	2.64
1472643	Drill Core	5.87	76	0.7	24.7	6.5	64	<0.1	6.6	14.3	934	4.00	6	0.5	1.0	146	<0.1	2.1	<0.1	119	2.99
1472644	Drill Core	4.47	137	0.6	29.1	5.2	74	<0.1	6.0	14.1	801	3.78	5	0.7	1.6	166	<0.1	1.3	<0.1	70	2.09
1472645	Drill Core	3.49	148	0.9	29.2	6.6	83	0.4	6.1	14.1	655	4.21	6	0.7	1.8	187	<0.1	1.9	<0.1	88	1.25
1472646	Drill Core	4.71	129	1.0	12.8	7.1	56	<0.1	5.5	10.9	668	3.45	6	0.6	2.1	187	<0.1	1.3	<0.1	80	1.83

This report supersedes all previous preliminary and final reports with this file number dated prior to the date on this certificate. Signature indicates final approval; preliminary reports are unsigned and should be used for reference only.

BUREAU VERITAS
MINERAL LABORATORIES
Canada

www.bureauveritas.com/um

Bureau Veritas Commodities Canada Ltd.

9050 Shaughnessy St Vancouver British Columbia V6P 6E5 Canada
PHONE (604) 253-3158

Client: **Goldstrike Resources Ltd.**
1010 - 1130 West Pender St.
Vancouver British Columbia V6E 4A4 Canada

Project: LUC
Report Date: October 18, 2018

CERTIFICATE OF ANALYSIS WHI18000395.1

	Method	MA200	MA200	MA200	MA200	MA200	MA200	MA200	MA200	MA200	MA200	MA200	MA200	MA200	MA200	MA200	MA200	MA200	MA200	MA200	MA200
	Analyte	P	La	Cr	Mg	Ba	Ti	Al	Na	K	W	Zr	Ce	Sn	Y	Nb	Ta	Be	Sc	Li	S
	Unit	%	ppm	ppm	%	ppm	%	%	%	%	ppm	ppm	ppm	ppm	ppm	ppm	ppm	ppm	ppm	ppm	%
	MDL	0.001	0.1	1	0.01	1	0.001	0.01	0.001	0.01	0.1	0.1	1	0.1	0.1	0.1	0.1	1	1	0.1	0.1
1472629	Drill Core	0.058	10.4	5	1.47	351	0.177	6.91	1.746	0.93	3.1	3.6	19	1.5	7.9	1.9	0.1	<1	14	26.2	<0.1
1472630	Drill Core	0.050	6.3	21	1.48	359	0.168	7.19	1.199	1.18	2.2	3.4	15	1.0	7.1	1.4	<0.1	<1	15	32.1	<0.1
1472631	Drill Core	0.045	12.4	4	0.80	327	0.220	6.86	0.041	1.68	3.9	7.5	22	1.2	5.6	2.0	0.1	<1	9	51.2	<0.1
1472632	Drill Core	0.041	8.7	7	0.99	168	0.201	6.39	0.033	1.35	6.7	3.8	17	0.8	6.4	1.8	0.1	<1	12	54.9	<0.1
1472633	Drill Core	0.046	6.7	13	1.28	164	0.277	7.75	0.065	1.41	3.2	5.8	14	0.9	11.1	2.1	0.1	<1	21	46.2	<0.1
1472634	Drill Core	0.050	5.9	15	1.26	482	0.264	7.07	1.860	1.69	1.4	3.9	12	1.0	9.1	1.9	0.1	1	18	21.1	<0.1
1472635	Drill Core	0.052	7.1	12	1.02	337	0.309	7.60	0.955	1.86	0.6	4.2	15	0.9	12.1	2.4	0.1	1	21	31.7	<0.1
1472636	Drill Core	0.046	6.5	11	1.22	405	0.330	7.52	0.925	1.67	0.4	4.0	13	1.1	11.9	2.5	0.2	<1	21	27.9	<0.1
1472637	Drill Core	0.039	4.6	9	1.10	344	0.196	7.10	3.314	1.03	1.2	2.8	10	0.7	7.3	1.8	<0.1	<1	15	17.3	0.7
1472638	Drill Core	0.044	6.3	11	1.01	366	0.283	7.17	2.000	1.39	0.5	3.3	13	0.8	12.2	2.1	0.1	1	17	18.6	<0.1
1472639	Drill Core	0.039	5.3	10	1.27	302	0.269	6.68	2.014	2.37	5.0	2.9	11	0.6	8.6	1.7	<0.1	1	18	18.0	<0.1
1472640	Drill Core	0.040	6.8	12	1.19	198	0.230	6.51	1.419	2.06	4.9	3.9	14	0.7	7.7	2.2	<0.1	<1	16	23.3	<0.1
1472641	Drill Core	0.043	6.2	10	0.99	339	0.212	6.87	2.385	2.55	10.9	3.0	13	0.6	5.6	2.0	<0.1	<1	16	10.0	<0.1
1472642	Drill Core	0.041	5.8	14	1.23	359	0.260	6.52	1.816	2.36	9.9	3.9	14	1.1	8.1	2.1	0.1	1	19	14.5	<0.1
1472643	Drill Core	0.035	7.1	9	1.35	391	0.236	6.24	1.767	1.78	7.7	4.0	14	1.0	9.2	2.1	0.1	<1	17	13.4	<0.1
1472644	Drill Core	0.031	8.5	8	1.07	297	0.190	6.18	3.686	1.29	9.6	5.9	16	0.9	6.6	2.1	0.1	<1	16	7.3	0.2
1472645	Drill Core	0.037	8.4	9	0.80	353	0.240	6.51	3.293	1.65	15.8	6.1	19	1.0	6.5	2.4	0.1	<1	16	9.9	<0.1
1472646	Drill Core	0.030	9.9	6	0.93	140	0.168	6.33	2.971	0.63	6.5	6.5	19	1.3	7.3	2.6	0.2	<1	14	14.7	<0.1

This report supersedes all previous preliminary and final reports with this file number dated prior to the date on this certificate. Signature indicates final approval; preliminary reports are unsigned and should be used for reference only.

BUREAU VERITAS
MINERAL LABORATORIES
Canada

www.bureauveritas.com/um

Bureau Veritas Commodities Canada Ltd.

9050 Shaughnessy St Vancouver British Columbia V6P 6E5 Canada
PHONE (604) 253-3158

Client: **Goldstrike Resources Ltd.**
1010 - 1130 West Pender St.
Vancouver British Columbia V6E 4A4 Canada

Project: LUC
Report Date: October 18, 2018

CERTIFICATE OF ANALYSIS WHI18000395.1

	Method	MA200	MA200	MA200	MA200	MA200	MA200	MA200	AQ200	FA550
	Analyte	Rb	Hf	In	Re	Se	Te	Tl	Hg	Au
	Unit	ppm	ppm	ppm	ppm	ppm	ppm	ppm	ppm	gm/t
	MDL	0.1	0.1	0.05	0.005	1	0.5	0.5	0.01	0.9
1472629	Drill Core	10.8	0.2	<0.05	<0.005	<1	<0.5	<0.5	0.03	
1472630	Drill Core	16.0	0.2	<0.05	<0.005	<1	0.6	<0.5	0.03	
1472631	Drill Core	28.0	0.3	<0.05	<0.005	<1	<0.5	<0.5	0.01	
1472632	Drill Core	29.7	0.2	<0.05	<0.005	<1	<0.5	<0.5	<0.01	
1472633	Drill Core	43.0	0.3	0.07	<0.005	<1	<0.5	<0.5	0.01	
1472634	Drill Core	40.5	0.2	<0.05	<0.005	<1	<0.5	<0.5	<0.01	
1472635	Drill Core	40.1	0.2	0.06	<0.005	<1	<0.5	<0.5	<0.01	
1472636	Drill Core	41.2	0.3	0.05	<0.005	<1	<0.5	<0.5	<0.01	
1472637	Drill Core	26.4	0.2	<0.05	<0.005	3	1.0	<0.5	0.03	
1472638	Drill Core	37.1	0.2	<0.05	<0.005	<1	<0.5	<0.5	<0.01	
1472639	Drill Core	37.2	0.2	0.06	<0.005	<1	<0.5	<0.5	<0.01	
1472640	Drill Core	34.3	0.2	<0.05	<0.005	<1	<0.5	<0.5	0.01	
1472641	Drill Core	33.0	0.2	0.05	<0.005	<1	<0.5	<0.5	<0.01	
1472642	Drill Core	37.1	0.3	0.11	<0.005	<1	<0.5	<0.5	<0.01	
1472643	Drill Core	31.0	0.3	<0.05	<0.005	<1	0.5	<0.5	0.02	
1472644	Drill Core	14.0	0.3	<0.05	<0.005	<1	<0.5	<0.5	0.01	
1472645	Drill Core	19.0	0.3	<0.05	<0.005	<1	<0.5	<0.5	<0.01	
1472646	Drill Core	9.3	0.3	<0.05	<0.005	<1	<0.5	<0.5	<0.01	

This report supersedes all previous preliminary and final reports with this file number dated prior to the date on this certificate. Signature indicates final approval; preliminary reports are unsigned and should be used for reference only.

BUREAU VERITAS
MINERAL LABORATORIES
Canada

www.bureauveritas.com/um

Bureau Veritas Commodities Canada Ltd.
9050 Shaughnessy St Vancouver British Columbia V6P 6E5 Canada
PHONE (604) 253-3158

Client: **Goldstrike Resources Ltd.**
1010 - 1130 West Pender St.
Vancouver British Columbia V6E 4A4 Canada

Project: LUC
Report Date: October 18, 2018

QUALITY CONTROL REPORT WHI18000395.1

	Method	WGHT	FA350	MA200	MA200	MA200	MA200	MA200	MA200	MA200	MA200	MA200	MA200	MA200	MA200	MA200	MA200	MA200	MA200	MA200	MA200
	Analyte	Wgt	Au	Mo	Cu	Pb	Zn	Ag	Ni	Co	Mn	Fe	As	U	Th	Sr	Cd	Sb	Bi	V	Ca
	Unit	kg	ppb	ppm	ppm	ppm	ppm	ppm	ppm	ppm	ppm	%	ppm	ppm	ppm	ppm	ppm	ppm	ppm	ppm	%
	MDL	0.01	2	0.1	0.1	0.1	1	0.1	0.1	0.2	1	0.01	1	0.1	0.1	1	0.1	0.1	0.1	1	0.01
Pulp Duplicates																					
1472509	Drill Core	3.95	11	13.5	64.8	7.4	71	4.9	18.3	24.9	609	6.30	11	0.8	5.0	193	0.1	1.1	<0.1	331	0.98
REP 1472509	QC			12.9	67.6	7.2	71	4.9	18.0	26.5	616	6.49	11	0.8	4.0	181	0.2	1.1	<0.1	345	1.01
1472518	Drill Core	4.17	10	0.8	21.5	7.2	62	0.3	55.6	21.3	688	2.82	6	0.4	3.0	186	0.2	2.5	<0.1	72	0.60
REP 1472518	QC		11																		
1472540	Drill Core	4.93	56	0.5	4.7	3.7	22	<0.1	4.2	8.1	436	2.28	8	0.2	2.0	88	0.2	1.5	<0.1	48	2.27
REP 1472540	QC																				
1472542	Drill Core	4.10	117	0.6	18.7	6.6	58	<0.1	5.4	10.8	350	2.61	19	0.5	5.9	267	<0.1	4.8	<0.1	92	2.00
REP 1472542	QC			0.5	18.6	6.3	59	<0.1	5.0	11.2	330	2.62	17	0.5	5.8	254	0.2	4.2	<0.1	91	2.01
1472552	Drill Core	4.99	33	1.1	3.2	2.9	25	<0.1	3.3	4.8	527	1.93	10	0.2	2.1	123	0.3	2.4	<0.1	36	1.81
REP 1472552	QC		41																		
1472575	Rock Pulp	0.05	5	3.6	24.6	4.4	47	0.5	24.3	12.0	496	2.61	5	0.9	2.1	248	0.2	0.9	<0.1	86	1.86
REP 1472575	QC																				
1472577	Drill Core	4.04	1627	2.6	15.5	4.7	31	1.2	6.2	9.9	220	2.43	10	0.4	2.4	117	0.2	2.4	<0.1	26	0.44
REP 1472577	QC			2.9	15.5	4.6	30	1.0	7.2	10.0	245	2.42	10	0.4	2.2	130	0.2	2.3	<0.1	26	0.47
1472610	Drill Core	4.39	67	1.4	34.9	6.0	76	0.2	15.0	21.4	1068	4.75	5	0.3	0.8	226	0.2	1.1	<0.1	180	3.51
REP 1472610	QC																				
1472612	Drill Core	5.53	55	1.2	40.4	11.2	81	0.1	15.8	25.1	1183	5.73	8	0.6	2.2	265	0.3	4.2	<0.1	211	4.50
REP 1472612	QC			1.4	41.2	10.8	88	0.1	15.2	25.7	1175	5.74	8	0.6	1.9	269	0.2	4.0	<0.1	211	4.49
1472619	Drill Core	5.07	<2	1.7	70.1	9.2	76	<0.1	16.5	25.4	996	5.61	5	0.4	1.1	201	<0.1	1.3	<0.1	242	2.87
REP 1472619	QC		<2																		
1472645	Drill Core	3.49	148	0.9	29.2	6.6	83	0.4	6.1	14.1	655	4.21	6	0.7	1.8	187	<0.1	1.9	<0.1	88	1.25
REP 1472645	QC																				
Core Reject Duplicates																					
1472519	Drill Core	3.77	13	1.1	10.7	6.2	29	0.3	6.2	6.2	286	1.47	6	0.2	2.8	170	<0.1	6.7	<0.1	40	1.15
DUP 1472519	QC		12	1.0	10.9	6.2	31	0.4	6.1	6.1	300	1.47	6	0.2	3.0	170	0.1	6.9	<0.1	39	1.13
1472553	Drill Core	4.95	49	1.2	2.3	3.5	35	<0.1	5.5	6.8	885	2.13	9	0.2	1.9	145	0.7	1.9	<0.1	32	3.56
DUP 1472553	QC		59	1.2	2.2	3.4	33	<0.1	4.8	6.3	875	2.10	8	0.2	1.8	145	0.6	1.8	<0.1	32	3.50
1472587	Drill Core	5.20	24	1.7	13.8	5.4	68	<0.1	6.1	12.3	785	3.99	6	0.3	1.1	154	0.2	1.1	<0.1	123	3.76

This report supersedes all previous preliminary and final reports with this file number dated prior to the date on this certificate. Signature indicates final approval; preliminary reports are unsigned and should be used for reference only.

BUREAU VERITAS
MINERAL LABORATORIES
Canada

www.bureauveritas.com/um

Bureau Veritas Commodities Canada Ltd.
9050 Shaughnessy St Vancouver British Columbia V6P 6E5 Canada
PHONE (604) 253-3158

Client: **Goldstrike Resources Ltd.**
1010 - 1130 West Pender St.
Vancouver British Columbia V6E 4A4 Canada

Project: LUC
Report Date: October 18, 2018

QUALITY CONTROL REPORT WHI18000395.1

	Method	MA200	MA200	MA200	MA200	MA200	MA200	MA200	MA200	MA200	MA200	MA200	MA200	MA200	MA200	MA200	MA200	MA200	MA200	MA200	MA200
	Analyte	P	La	Cr	Mg	Ba	Ti	Al	Na	K	W	Zr	Ce	Sn	Y	Nb	Ta	Be	Sc	Li	S
	Unit	%	ppm	ppm	%	ppm	%	%	%	%	ppm	ppm	ppm	ppm	ppm	ppm	ppm	ppm	ppm	ppm	%
	MDL	0.001	0.1	1	0.01	1	0.001	0.01	0.001	0.01	0.1	0.1	1	0.1	0.1	0.1	0.1	1	1	0.1	0.1
Pulp Duplicates																					
1472509	Drill Core	0.060	16.3	39	0.79	1135	0.584	6.43	1.626	1.44	30.0	17.9	32	1.2	13.7	3.6	0.2	1	26	13.2	<0.1
REP 1472509	QC	0.060	15.4	36	0.82	1132	0.608	6.57	1.680	1.47	30.8	18.0	29	1.1	13.4	3.6	0.2	<1	25	13.4	<0.1
1472518	Drill Core	0.048	12.3	153	0.43	400	0.162	7.17	1.104	1.42	2.3	7.2	25	1.2	10.6	1.7	0.1	<1	14	26.7	<0.1
REP 1472518	QC																				
1472540	Drill Core	0.016	8.1	5	0.39	1190	0.088	5.39	0.612	0.84	4.2	4.7	16	0.3	4.8	1.0	<0.1	<1	10	26.4	<0.1
REP 1472540	QC																				
1472542	Drill Core	0.059	22.5	5	0.36	1624	0.206	6.40	0.130	1.95	7.2	5.5	40	1.5	7.6	3.0	0.2	<1	9	33.1	<0.1
REP 1472542	QC	0.058	21.3	5	0.39	1602	0.188	6.31	0.119	1.86	6.8	5.0	40	1.4	7.6	2.7	0.2	<1	8	33.2	<0.1
1472552	Drill Core	0.020	11.3	4	0.50	654	0.086	6.47	2.784	0.44	5.3	7.1	24	0.8	6.0	1.6	<0.1	<1	9	21.0	<0.1
REP 1472552	QC																				
1472575	Rock Pulp	0.053	9.7	32	0.80	498	0.294	5.30	2.140	0.91	28.3	38.0	18	0.8	12.8	3.4	0.2	<1	11	14.2	<0.1
REP 1472575	QC																				
1472577	Drill Core	0.011	10.4	3	0.10	351	0.057	4.68	0.021	0.26	3.0	8.5	21	0.6	4.3	1.2	<0.1	<1	6	40.7	<0.1
REP 1472577	QC	0.011	10.1	3	0.09	359	0.055	4.79	0.021	0.29	2.8	8.3	22	0.9	3.7	1.1	<0.1	<1	6	39.4	<0.1
1472610	Drill Core	0.048	3.2	27	1.67	119	0.237	7.79	3.265	1.54	4.2	4.2	8	0.5	5.8	1.5	<0.1	1	26	11.1	<0.1
REP 1472610	QC																				
1472612	Drill Core	0.067	11.6	40	2.06	758	0.284	7.06	1.667	1.57	4.1	4.6	22	0.6	10.5	2.1	0.1	1	27	14.4	<0.1
REP 1472612	QC	0.064	10.6	37	2.05	715	0.284	7.08	1.661	1.55	3.7	4.4	22	0.6	10.4	2.1	0.1	<1	27	14.6	<0.1
1472619	Drill Core	0.052	5.0	40	1.48	713	0.396	7.90	2.902	1.81	0.4	4.7	13	0.8	8.4	2.5	0.2	<1	30	10.0	<0.1
REP 1472619	QC																				
1472645	Drill Core	0.037	8.4	9	0.80	353	0.240	6.51	3.293	1.65	15.8	6.1	19	1.0	6.5	2.4	0.1	<1	16	9.9	<0.1
REP 1472645	QC																				
Core Reject Duplicates																					
1472519	Drill Core	0.024	8.9	4	0.18	673	0.086	6.61	0.028	1.03	2.5	5.4	18	0.8	6.9	1.1	<0.1	<1	6	32.4	<0.1
DUP 1472519	QC	0.023	8.9	5	0.19	650	0.085	6.54	0.025	1.01	2.8	4.9	18	0.7	7.0	1.0	<0.1	<1	6	33.2	<0.1
1472553	Drill Core	0.018	10.0	5	1.24	458	0.081	5.42	2.587	0.24	5.7	5.2	21	0.8	6.7	1.5	<0.1	<1	17	18.3	<0.1
DUP 1472553	QC	0.018	9.8	6	1.18	440	0.084	5.43	2.566	0.25	6.0	5.8	20	0.7	6.4	1.6	<0.1	<1	15	18.5	<0.1
1472587	Drill Core	0.043	6.0	7	0.85	392	0.168	6.70	1.439	1.95	5.5	3.7	14	0.6	6.6	1.3	<0.1	<1	16	16.5	<0.1

This report supersedes all previous preliminary and final reports with this file number dated prior to the date on this certificate. Signature indicates final approval; preliminary reports are unsigned and should be used for reference only.

BUREAU VERITAS
MINERAL LABORATORIES
Canada

www.bureauveritas.com/um

Bureau Veritas Commodities Canada Ltd.
9050 Shaughnessy St Vancouver British Columbia V6P 6E5 Canada
PHONE (604) 253-3158

Client: **Goldstrike Resources Ltd.**
1010 - 1130 West Pender St.
Vancouver British Columbia V6E 4A4 Canada

Project: LUC
Report Date: October 18, 2018

QUALITY CONTROL REPORT WHI18000395.1

	Method	MA200	MA200	MA200	MA200	MA200	MA200	MA200	AQ200	FA550
	Analyte	Rb	Hf	In	Re	Se	Te	Tl	Hg	Au
	Unit	ppm	ppm	ppm	ppm	ppm	ppm	ppm	ppm	gm/t
	MDL	0.1	0.1	0.05	0.005	1	0.5	0.5	0.01	0.9
Pulp Duplicates										
1472509	Drill Core	61.8	0.7	0.06	<0.005	<1	<0.5	<0.5	0.03	
REP 1472509	QC	59.2	0.7	0.06	<0.005	<1	<0.5	<0.5		
1472518	Drill Core	39.1	0.2	<0.05	<0.005	<1	<0.5	<0.5	0.07	
REP 1472518	QC									
1472540	Drill Core	10.5	0.2	<0.05	<0.005	<1	<0.5	<0.5	0.02	
REP 1472540	QC								0.02	
1472542	Drill Core	36.4	0.2	<0.05	<0.005	<1	<0.5	<0.5	0.02	
REP 1472542	QC	34.1	0.2	0.06	<0.005	<1	<0.5	<0.5		
1472552	Drill Core	7.5	0.2	<0.05	<0.005	<1	<0.5	<0.5	0.01	
REP 1472552	QC									
1472575	Rock Pulp	22.1	1.1	<0.05	0.008	<1	<0.5	<0.5	0.02	
REP 1472575	QC								0.03	
1472577	Drill Core	3.8	0.2	<0.05	<0.005	<1	0.6	<0.5	0.12	
REP 1472577	QC	4.0	0.2	<0.05	<0.005	<1	0.6	<0.5		
1472610	Drill Core	32.0	0.3	0.06	<0.005	<1	<0.5	<0.5	<0.01	
REP 1472610	QC								<0.01	
1472612	Drill Core	39.6	0.3	0.06	<0.005	<1	<0.5	<0.5	<0.01	
REP 1472612	QC	39.2	0.3	0.07	<0.005	<1	0.8	<0.5		
1472619	Drill Core	54.3	0.4	0.09	<0.005	<1	<0.5	0.5	<0.01	
REP 1472619	QC									
1472645	Drill Core	19.0	0.3	<0.05	<0.005	<1	<0.5	<0.5	<0.01	
REP 1472645	QC								0.01	
Core Reject Duplicates										
1472519	Drill Core	20.1	0.2	<0.05	<0.005	<1	<0.5	<0.5	0.05	
DUP 1472519	QC	21.2	0.2	<0.05	<0.005	<1	<0.5	<0.5	0.05	
1472553	Drill Core	4.2	0.2	<0.05	<0.005	<1	0.6	<0.5	<0.01	
DUP 1472553	QC	4.1	0.2	0.06	<0.005	<1	0.7	<0.5	<0.01	
1472587	Drill Core	34.6	0.2	<0.05	<0.005	<1	<0.5	<0.5	<0.01	

This report supersedes all previous preliminary and final reports with this file number dated prior to the date on this certificate. Signature indicates final approval; preliminary reports are unsigned and should be used for reference only.

BUREAU VERITAS
MINERAL LABORATORIES
Canada

www.bureauveritas.com/um

Bureau Veritas Commodities Canada Ltd.
9050 Shaughnessy St Vancouver British Columbia V6P 6E5 Canada
PHONE (604) 253-3158

Client: **Goldstrike Resources Ltd.**
1010 - 1130 West Pender St.
Vancouver British Columbia V6E 4A4 Canada

Project: LUC
Report Date: October 18, 2018

QUALITY CONTROL REPORT WHI18000395.1

		WGHT	FA350	MA200	MA200	MA200	MA200	MA200	MA200	MA200	MA200	MA200	MA200	MA200	MA200	MA200	MA200	MA200	MA200	MA200	MA200
		Wgt	Au	Mo	Cu	Pb	Zn	Ag	Ni	Co	Mn	Fe	As	U	Th	Sr	Cd	Sb	Bi	V	Ca
		kg	ppb	ppm	ppm	ppm	ppm	ppm	ppm	ppm	ppm	%	ppm	ppm	ppm	ppm	ppm	ppm	ppm	ppm	%
		0.01	2	0.1	0.1	0.1	1	0.1	0.1	0.2	1	0.01	1	0.1	0.1	1	0.1	0.1	0.1	1	0.01
DUP 1472587	QC		28	1.5	13.7	5.4	68	<0.1	5.8	14.2	832	4.10	6	0.3	1.2	160	0.2	1.2	<0.1	127	3.77
1472621	Drill Core	3.74	53	1.8	62.5	6.5	65	0.2	12.6	18.9	1227	5.38	6	0.4	1.1	176	0.4	1.1	<0.1	188	5.20
DUP 1472621	QC		44	1.9	60.4	6.4	60	0.2	11.6	18.7	1238	5.39	7	0.4	1.0	162	0.5	1.1	<0.1	188	5.23
Reference Materials																					
STD AGPROOF	Standard																				
STD DS11	Standard																				
STD DS11	Standard																				
STD DS11	Standard																				
STD DS11	Standard																				
STD OREAS25A-4A	Standard			2.2	32.3	25.1	40	<0.1	43.5	7.6	490	6.52	11	2.7	15.9	52	<0.1	0.7	0.3	159	0.29
STD OREAS25A-4A	Standard			2.2	32.7	23.5	43	<0.1	43.2	7.4	463	6.31	10	2.8	17.4	47	<0.1	0.6	0.4	150	0.29
STD OREAS25A-4A	Standard			2.1	30.7	21.7	46	<0.1	44.6	8.2	447	6.32	8	2.4	13.9	42	<0.1	0.5	0.4	152	0.33
STD OREAS25A-4A	Standard			2.6	37.9	26.3	46	<0.1	47.8	7.2	518	6.45	9	3.0	15.4	45	0.1	0.7	0.4	154	0.30
STD OREAS45EA	Standard																				
STD OREAS45E	Standard			2.5	784.4	18.1	45	0.3	476.8	56.6	561	23.68	18	2.4	13.6	17	<0.1	1.0	0.3	332	0.07
STD OREAS45E	Standard			2.2	778.7	17.9	46	0.3	467.0	57.1	559	23.71	16	2.4	13.9	17	<0.1	1.0	0.2	322	0.07
STD OREAS45EA	Standard																				
STD OREAS45E	Standard			2.3	760.7	16.0	43	0.3	456.4	54.6	485	23.74	15	2.1	11.4	15	<0.1	0.9	0.3	315	0.07
STD OREAS45EA	Standard																				
STD OREAS45EA	Standard																				
STD OREAS45E	Standard			2.2	739.7	18.2	51	0.3	452.1	59.3	561	22.32	14	2.4	12.7	17	<0.1	1.1	0.3	309	0.08
STD OXC145	Standard		206																		
STD OXC145	Standard		214																		
STD OXC145	Standard		212																		
STD OXC145	Standard		209																		
STD OXC145	Standard		219																		
STD OXC145	Standard		205																		
STD OXH139	Standard		1235																		
STD OXH139	Standard		1322																		

This report supersedes all previous preliminary and final reports with this file number dated prior to the date on this certificate. Signature indicates final approval; preliminary reports are unsigned and should be used for reference only.

BUREAU VERITAS
MINERAL LABORATORIES
Canada

www.bureauveritas.com/um

Bureau Veritas Commodities Canada Ltd.
9050 Shaughnessy St Vancouver British Columbia V6P 6E5 Canada
PHONE (604) 253-3158

Client: **Goldstrike Resources Ltd.**
1010 - 1130 West Pender St.
Vancouver British Columbia V6E 4A4 Canada

Project: LUC
Report Date: October 18, 2018

QUALITY CONTROL REPORT WHI18000395.1

		MA200 P % 0.001	MA200 La ppm 0.1	MA200 Cr ppm 1	MA200 Mg % 0.01	MA200 Ba ppm 1	MA200 Ti % 0.001	MA200 Al % 0.01	MA200 Na % 0.001	MA200 K % 0.01	MA200 W ppm 0.1	MA200 Zr ppm 0.1	MA200 Ce ppm 1	MA200 Sn ppm 0.1	MA200 Y ppm 0.1	MA200 Nb ppm 0.1	MA200 Ta ppm 0.1	MA200 Be ppm 1	MA200 Sc ppm 1	MA200 Li ppm 0.1	MA200 S % 0.1
DUP 1472587	QC	0.043	6.2	8	0.88	408	0.178	6.85	1.481	2.05	5.8	3.8	14	0.6	7.4	1.5	<0.1	<1	16	16.9	<0.1
1472621	Drill Core	0.036	6.0	31	2.23	218	0.228	6.97	2.753	1.39	3.4	4.6	13	0.4	9.6	1.0	<0.1	<1	27	9.8	<0.1
DUP 1472621	QC	0.037	5.5	27	2.24	222	0.219	6.98	2.764	1.34	3.0	3.6	11	0.4	9.4	0.9	<0.1	<1	22	10.1	<0.1
Reference Materials																					
STD AGPROOF	Standard																				
STD DS11	Standard																				
STD DS11	Standard																				
STD DS11	Standard																				
STD DS11	Standard																				
STD OREAS25A-4A	Standard	0.047	21.8	115	0.34	143	0.935	8.88	0.138	0.49	1.7	156.1	46	4.0	10.3	19.8	1.4	<1	12	36.6	<0.1
STD OREAS25A-4A	Standard	0.048	22.4	109	0.34	139	0.931	8.65	0.137	0.46	1.7	140.7	47	4.0	9.6	17.8	1.3	<1	12	41.0	<0.1
STD OREAS25A-4A	Standard	0.042	19.3	118	0.28	132	0.897	8.57	0.137	0.49	1.8	160.3	40	3.4	8.1	18.8	1.5	<1	12	34.6	<0.1
STD OREAS25A-4A	Standard	0.046	24.2	112	0.34	164	0.910	9.09	0.144	0.48	1.8	138.8	50	4.0	11.2	18.2	1.3	<1	13	42.2	<0.1
STD OREAS45EA	Standard																				
STD OREAS45E	Standard	0.032	10.8	960	0.16	240	0.544	6.86	0.051	0.31	1.0	94.3	23	1.5	7.6	6.3	0.5	<1	90	6.6	<0.1
STD OREAS45E	Standard	0.033	11.3	964	0.15	237	0.528	6.73	0.050	0.33	0.8	91.0	23	1.3	7.6	5.6	0.5	<1	90	6.5	<0.1
STD OREAS45EA	Standard																				
STD OREAS45E	Standard	0.032	10.9	977	0.14	228	0.480	6.73	0.055	0.37	1.0	93.2	23	1.1	7.6	5.6	0.5	<1	87	7.3	<0.1
STD OREAS45EA	Standard																				
STD OREAS45EA	Standard																				
STD OREAS45E	Standard	0.032	11.0	973	0.16	226	0.507	6.55	0.058	0.34	0.9	80.3	24	1.4	6.9	6.3	0.5	<1	82	6.7	<0.1
STD OXC145	Standard																				
STD OXC145	Standard																				
STD OXC145	Standard																				
STD OXC145	Standard																				
STD OXC145	Standard																				
STD OXC145	Standard																				
STD OXH139	Standard																				
STD OXH139	Standard																				

This report supersedes all previous preliminary and final reports with this file number dated prior to the date on this certificate. Signature indicates final approval; preliminary reports are unsigned and should be used for reference only.

BUREAU VERITAS
MINERAL LABORATORIES
Canada

www.bureauveritas.com/um

Bureau Veritas Commodities Canada Ltd.
9050 Shaughnessy St Vancouver British Columbia V6P 6E5 Canada
PHONE (604) 253-3158

Client: **Goldstrike Resources Ltd.**
1010 - 1130 West Pender St.
Vancouver British Columbia V6E 4A4 Canada

Project: LUC
Report Date: October 18, 2018

QUALITY CONTROL REPORT WHI18000395.1

		MA200 Rb ppm 0.1	MA200 Hf ppm 0.1	MA200 In ppm 0.05	MA200 Re ppm 0.005	MA200 Se ppm 1	MA200 Te ppm 0.5	MA200 Tl ppm 0.5	AQ200 Hg ppm 0.01	FA550 Au gm/t 0.9
DUP 1472587	QC	35.4	0.2	<0.05	<0.005	<1	0.6	<0.5	<0.01	
1472621	Drill Core	30.2	0.2	0.10	<0.005	<1	0.7	<0.5	<0.01	
DUP 1472621	QC	29.6	0.3	<0.05	<0.005	<1	1.0	<0.5	<0.01	
Reference Materials										
STD AGPROOF	Standard									<0.9
STD DS11	Standard								0.25	
STD DS11	Standard								0.29	
STD DS11	Standard								0.26	
STD DS11	Standard								0.23	
STD OREAS25A-4A	Standard	59.2	3.9	0.06	<0.005	2	<0.5	<0.5		
STD OREAS25A-4A	Standard	56.9	3.8	0.12	<0.005	2	<0.5	<0.5		
STD OREAS25A-4A	Standard	49.9	3.5	0.08	<0.005	2	<0.5	<0.5		
STD OREAS25A-4A	Standard	59.3	4.0	0.12	<0.005	3	<0.5	<0.5		
STD OREAS45EA	Standard								<0.01	
STD OREAS45E	Standard	20.6	2.9	0.10	<0.005	2	<0.5	<0.5		
STD OREAS45E	Standard	20.4	2.6	0.09	<0.005	3	<0.5	<0.5		
STD OREAS45EA	Standard								0.02	
STD OREAS45E	Standard	18.4	2.6	0.10	<0.005	3	<0.5	<0.5		
STD OREAS45EA	Standard								0.01	
STD OREAS45EA	Standard								<0.01	
STD OREAS45E	Standard	18.7	2.8	0.07	<0.005	2	<0.5	<0.5		
STD OXC145	Standard									
STD OXC145	Standard									
STD OXC145	Standard									
STD OXC145	Standard									
STD OXC145	Standard									
STD OXC145	Standard									
STD OXH139	Standard									
STD OXH139	Standard									

This report supersedes all previous preliminary and final reports with this file number dated prior to the date on this certificate. Signature indicates final approval; preliminary reports are unsigned and should be used for reference only.

BUREAU VERITAS
MINERAL LABORATORIES
Canada

www.bureauveritas.com/um

Bureau Veritas Commodities Canada Ltd.
9050 Shaughnessy St Vancouver British Columbia V6P 6E5 Canada
PHONE (604) 253-3158

Client: **Goldstrike Resources Ltd.**
1010 - 1130 West Pender St.
Vancouver British Columbia V6E 4A4 Canada

Project: LUC
Report Date: October 18, 2018

QUALITY CONTROL REPORT WHI18000395.1

		WGHT	FA350	MA200	MA200	MA200	MA200	MA200	MA200	MA200	MA200	MA200	MA200	MA200	MA200	MA200	MA200	MA200	MA200	MA200	MA200
		Wgt	Au	Mo	Cu	Pb	Zn	Ag	Ni	Co	Mn	Fe	As	U	Th	Sr	Cd	Sb	Bi	V	Ca
		kg	ppb	ppm	ppm	ppm	ppm	ppm	ppm	ppm	ppm	%	ppm	ppm	ppm	ppm	ppm	ppm	ppm	ppm	%
		0.01	2	0.1	0.1	0.1	1	0.1	0.1	0.2	1	0.01	1	0.1	0.1	1	0.1	0.1	0.1	1	0.01
STD OXH139	Standard		1360																		
STD OXH139	Standard		1368																		
STD OXH139	Standard		1254																		
STD OXH139	Standard		1343																		
STD OXQ114	Standard																				
STD SP49	Standard																				
STD DS11 Expected																					
STD OREAS25A-4A Expected				2.55	33.9	25.2	44.4		45.8	8.2	470	6.6	9.94	2.94	15.8	48.5		0.67	0.35	157	0.309
STD OREAS45E Expected				2.4	780	18.2	46.7	0.311	454	57	570	24.12	16.3	2.41	12.9	15.9	0.06	1	0.28	322	0.065
STD AGPROOF Expected																					
STD SP49 Expected																					
STD OXQ114 Expected																					
STD OXC145 Expected			212																		
STD OXH139 Expected			1312																		
BLK	Blank		<2																		
BLK	Blank		<2																		
BLK	Blank		<2																		
BLK	Blank		<2																		
BLK	Blank		<2																		
BLK	Blank		<2																		
BLK	Blank		<2																		
BLK	Blank		<2																		
BLK	Blank		<2																		
BLK	Blank		<2																		
BLK	Blank																				
BLK	Blank			<0.1	<0.1	<0.1	<1	<0.1	<0.1	<0.2	<1	<0.01	<1	<0.1	<0.1	<1	<0.1	<0.1	<0.1	<1	<0.01
BLK	Blank			<0.1	0.2	<0.1	<1	<0.1	<0.1	<0.2	<1	<0.01	<1	<0.1	<0.1	<1	<0.1	<0.1	<0.1	<1	<0.01
BLK	Blank																				
BLK	Blank			<0.1	<0.1	<0.1	<1	<0.1	<0.1	<0.2	2	<0.01	<1	<0.1	<0.1	<1	<0.1	<0.1	<0.1	<1	<0.01

This report supersedes all previous preliminary and final reports with this file number dated prior to the date on this certificate. Signature indicates final approval; preliminary reports are unsigned and should be used for reference only.

BUREAU VERITAS
MINERAL LABORATORIES
Canada

www.bureauveritas.com/um

Bureau Veritas Commodities Canada Ltd.
9050 Shaughnessy St Vancouver British Columbia V6P 6E5 Canada
PHONE (604) 253-3158

Client: **Goldstrike Resources Ltd.**
1010 - 1130 West Pender St.
Vancouver British Columbia V6E 4A4 Canada

Project: LUC
Report Date: October 18, 2018

QUALITY CONTROL REPORT WHI18000395.1

		MA200 P % 0.001	MA200 La ppm 0.1	MA200 Cr ppm 1	MA200 Mg % 0.01	MA200 Ba ppm 1	MA200 Ti % 0.001	MA200 Al % 0.01	MA200 Na % 0.001	MA200 K % 0.01	MA200 W ppm 0.1	MA200 Zr ppm 0.1	MA200 Ce ppm 1	MA200 Sn ppm 0.1	MA200 Y ppm 0.1	MA200 Nb ppm 0.1	MA200 Ta ppm 0.1	MA200 Be ppm 1	MA200 Sc ppm 1	MA200 Li ppm 0.1	MA200 S % 0.1
STD OXH139	Standard																				
STD OXH139	Standard																				
STD OXH139	Standard																				
STD OXH139	Standard																				
STD OXQ114	Standard																				
STD SP49	Standard																				
STD DS11 Expected																					
STD OREAS25A-4A Expected		0.048	21.8	115	0.327	147	0.977	8.87	0.134	0.482	2	155	48.9	4.06	10.5	20.9	1.5	0.93	13.7	36.7	0.047
STD OREAS45E Expected		0.034	11	979	0.156	252	0.559	6.78	0.059	0.324	1.07	97	23.5	1.32	8.28	6.8	0.54		93	6.58	0.046
STD AGPROOF Expected																					
STD SP49 Expected																					
STD OXQ114 Expected																					
STD OXC145 Expected																					
STD OXH139 Expected																					
BLK	Blank																				
BLK	Blank																				
BLK	Blank																				
BLK	Blank																				
BLK	Blank																				
BLK	Blank																				
BLK	Blank																				
BLK	Blank																				
BLK	Blank																				
BLK	Blank																				
BLK	Blank																				
BLK	Blank	<0.001	<0.1	<1	<0.01	<1	<0.001	<0.01	0.004	<0.01	<0.1	<0.1	<1	<0.1	<0.1	<0.1	<0.1	<1	<1	<0.1	<0.1
BLK	Blank	<0.001	<0.1	1	<0.01	<1	<0.001	<0.01	0.005	<0.01	<0.1	<0.1	<1	<0.1	<0.1	<0.1	<0.1	<1	<1	<0.1	<0.1
BLK	Blank																				
BLK	Blank	<0.001	<0.1	<1	<0.01	<1	<0.001	<0.01	<0.001	<0.01	<0.1	<0.1	<1	<0.1	<0.1	<0.1	<0.1	<1	<1	<0.1	<0.1

This report supersedes all previous preliminary and final reports with this file number dated prior to the date on this certificate. Signature indicates final approval; preliminary reports are unsigned and should be used for reference only.

BUREAU VERITAS
MINERAL LABORATORIES
Canada

www.bureauveritas.com/um

Bureau Veritas Commodities Canada Ltd.
9050 Shaughnessy St Vancouver British Columbia V6P 6E5 Canada
PHONE (604) 253-3158

Client: **Goldstrike Resources Ltd.**
1010 - 1130 West Pender St.
Vancouver British Columbia V6E 4A4 Canada

Project: LUC
Report Date: October 18, 2018

QUALITY CONTROL REPORT WHI18000395.1

		MA200 Rb ppm 0.1	MA200 Hf ppm 0.1	MA200 In ppm 0.05	MA200 Re ppm 0.005	MA200 Se ppm 1	MA200 Te ppm 0.5	MA200 Tl ppm 0.5	AQ200 Hg ppm 0.01	FA550 Au gm/t 0.9
STD OXH139	Standard									
STD OXH139	Standard									
STD OXH139	Standard									
STD OXH139	Standard									
STD OXQ114	Standard									34.9
STD SP49	Standard									18.1
STD DS11 Expected									0.26	
STD OREAS25A-4A Expected		61	4.28	0.09		2.5		0.35		
STD OREAS45E Expected		21.2	3.11	0.099		2.97	0.1	0.15		
STD AGPROOF Expected										0
STD SP49 Expected										18.34
STD OXQ114 Expected										35.2
STD OXC145 Expected										
STD OXH139 Expected										
BLK	Blank									
BLK	Blank									
BLK	Blank									
BLK	Blank									
BLK	Blank									
BLK	Blank									
BLK	Blank									
BLK	Blank									
BLK	Blank									
BLK	Blank									
BLK	Blank								<0.01	
BLK	Blank	0.1	<0.1	<0.05	<0.005	<1	<0.5	<0.5		
BLK	Blank	0.2	<0.1	<0.05	<0.005	<1	<0.5	<0.5		
BLK	Blank								<0.01	
BLK	Blank	0.2	<0.1	<0.05	<0.005	<1	<0.5	<0.5		

This report supersedes all previous preliminary and final reports with this file number dated prior to the date on this certificate. Signature indicates final approval; preliminary reports are unsigned and should be used for reference only.

BUREAU VERITAS
MINERAL LABORATORIES
Canada

www.bureauveritas.com/um

Bureau Veritas Commodities Canada Ltd.

9050 Shaughnessy St Vancouver British Columbia V6P 6E5 Canada
PHONE (604) 253-3158

Client: **Goldstrike Resources Ltd.**
1010 - 1130 West Pender St.
Vancouver British Columbia V6E 4A4 Canada

Project: LUC
Report Date: October 18, 2018

QUALITY CONTROL REPORT WHI18000395.1

		WGHT	FA350	MA200	MA200	MA200	MA200	MA200	MA200	MA200	MA200	MA200	MA200	MA200	MA200	MA200	MA200	MA200	MA200	MA200	MA200
		Wgt	Au	Mo	Cu	Pb	Zn	Ag	Ni	Co	Mn	Fe	As	U	Th	Sr	Cd	Sb	Bi	V	Ca
		kg	ppb	ppm	ppm	ppm	ppm	ppm	ppm	ppm	ppm	%	ppm	ppm	ppm	ppm	ppm	ppm	ppm	ppm	%
		0.01	2	0.1	0.1	0.1	1	0.1	0.1	0.2	1	0.01	1	0.1	0.1	1	0.1	0.1	0.1	1	0.01
BLK	Blank																				
BLK	Blank																				
BLK	Blank			<0.1	0.3	<0.1	<1	<0.1	0.2	<0.2	1	<0.01	<1	<0.1	<0.1	<1	<0.1	<0.1	<0.1	<1	<0.01
BLK	Blank																				
BLK	Blank		<2																		
BLK	Blank		<2																		
Prep Wash																					
ROCK-WHI	Prep Blank		<2	1.0	5.0	2.7	37	<0.1	1.5	4.2	635	2.09	3	1.3	3.1	206	<0.1	0.1	0.1	38	1.60
ROCK-WHI	Prep Blank		<2	1.4	4.9	3.0	41	<0.1	0.9	4.0	668	2.03	3	1.4	3.2	218	<0.1	<0.1	<0.1	34	1.55

This report supersedes all previous preliminary and final reports with this file number dated prior to the date on this certificate. Signature indicates final approval; preliminary reports are unsigned and should be used for reference only.

BUREAU VERITAS
MINERAL LABORATORIES
Canada

www.bureauveritas.com/um

Bureau Veritas Commodities Canada Ltd.
9050 Shaughnessy St Vancouver British Columbia V6P 6E5 Canada
PHONE (604) 253-3158

Client: **Goldstrike Resources Ltd.**
1010 - 1130 West Pender St.
Vancouver British Columbia V6E 4A4 Canada

Project: LUC
Report Date: October 18, 2018

QUALITY CONTROL REPORT WHI18000395.1

		MA200 P % 0.001	MA200 La ppm 0.1	MA200 Cr ppm 1	MA200 Mg % 0.01	MA200 Ba ppm 1	MA200 Ti % 0.001	MA200 Al % 0.01	MA200 Na % 0.001	MA200 K % 0.01	MA200 W ppm 0.1	MA200 Zr ppm 0.1	MA200 Ce ppm 1	MA200 Sn ppm 0.1	MA200 Y ppm 0.1	MA200 Nb ppm 0.1	MA200 Ta ppm 0.1	MA200 Be ppm 1	MA200 Sc ppm 1	MA200 Li ppm 0.1	MA200 S % 0.1
BLK	Blank																				
BLK	Blank																				
BLK	Blank	<0.001	<0.1	1	<0.01	<1	<0.001	<0.01	<0.001	<0.01	<0.1	<0.1	<1	<0.1	<0.1	<0.1	<0.1	<1	<1	<0.1	<0.1
BLK	Blank																				
BLK	Blank																				
BLK	Blank																				
Prep Wash																					
ROCK-WHI	Prep Blank	0.041	13.8	4	0.52	865	0.202	7.04	3.243	1.69	0.3	49.4	25	0.7	14.2	4.8	0.4	<1	7	2.4	<0.1
ROCK-WHI	Prep Blank	0.042	13.1	3	0.47	868	0.210	7.10	3.334	1.71	0.3	50.3	25	0.9	16.1	5.5	0.4	1	7	2.6	<0.1

This report supersedes all previous preliminary and final reports with this file number dated prior to the date on this certificate. Signature indicates final approval; preliminary reports are unsigned and should be used for reference only.

BUREAU VERITAS
MINERAL LABORATORIES
Canada

www.bureauveritas.com/um

Bureau Veritas Commodities Canada Ltd.
9050 Shaughnessy St Vancouver British Columbia V6P 6E5 Canada
PHONE (604) 253-3158

Client: **Goldstrike Resources Ltd.**
1010 - 1130 West Pender St.
Vancouver British Columbia V6E 4A4 Canada

Project: LUC
Report Date: October 18, 2018

QUALITY CONTROL REPORT WHI18000395.1

		MA200 Rb ppm 0.1	MA200 Hf ppm 0.1	MA200 In ppm 0.05	MA200 Re ppm 0.005	MA200 Se ppm 1	MA200 Te ppm 0.5	MA200 Tl ppm 0.5	AQ200 Hg ppm 0.01	FA550 Au gm/t 0.9
BLK	Blank								<0.01	
BLK	Blank								<0.01	
BLK	Blank	<0.1	<0.1	<0.05	<0.005	<1	<0.5	<0.5		
BLK	Blank									<0.9
BLK	Blank									
BLK	Blank									
Prep Wash										
ROCK-WHI	Prep Blank	34.1	1.5	<0.05	<0.005	<1	<0.5	<0.5	<0.01	
ROCK-WHI	Prep Blank	36.3	1.5	<0.05	0.006	<1	<0.5	<0.5	<0.01	

This report supersedes all previous preliminary and final reports with this file number dated prior to the date on this certificate. Signature indicates final approval; preliminary reports are unsigned and should be used for reference only.

BUREAU VERITAS
MINERAL LABORATORIES
Canada

www.bureauveritas.com/um

Bureau Veritas Commodities Canada Ltd.
9050 Shaughnessy St Vancouver British Columbia V6P 6E5 Canada
PHONE (604) 253-3158

Client: **Goldstrike Resources Ltd.**
1010 - 1130 West Pender St.
Vancouver British Columbia V6E 4A4 Canada

Submitted By: Dan Ferraro
Receiving Lab: Canada-Whitehorse
Received: July 19, 2018
Report Date: October 18, 2018

CERTIFICATE OF ANALYSIS WHI18000396.1

CLIENT JOB INFORMATION

Project: LUC
Shipment ID: DDLS-18-06
P.O. Number
Number of Samples: 85

SAMPLE DISPOSAL

STOR-PLP Store After 90 days Invoice for Storage
STOR-RJT Store After 60 days Invoice for Storage

Bureau Veritas does not accept responsibility for samples left at the laboratory after 90 days without prior written instructions for sample storage or return.

SAMPLE PREPARATION AND ANALYTICAL PROCEDURES

Procedure Code	Number of Samples	Code Description	Test Wgt (g)	Report Status	Lab
PRP70-250	77	Crush, split and pulverize 250 g rock to 200 mesh			WHI
SLBHP	8	Sort, label and box pulps			WHI
FA350-Au	85	50g Fire assay fusion Au by ICP-ES	50	Completed	VAN
EN002	85	Environmental disposal charge-Fire assay lead waste			VAN
MA200	85	4 Acid digestion ICP-MS analysis	0.25	Completed	VAN
AQ200-HG	85	Hg by AR digestion ICP-MS analysis	0.5	Completed	VAN
SHP01	85	Per sample shipping charges for branch shipments			VAN
FA550	1	Lead collection fire assay 50G fusion - Grav finish	50	Completed	VAN

ADDITIONAL COMMENTS

Invoice To: Luckystrike Resources Ltd.
1010 – 1130 West Pender Street
Vancouver British Columbia V6E 4A4
Canada

CC: Daithi Mac Gerailt

BRITISH COLUMBIA CERTIFIED ASSAYER
Marcus Lau
MARCUS LAU
Production Manager

This report supersedes all previous preliminary and final reports with this file number dated prior to the date on this certificate. Signature indicates final approval; preliminary reports are unsigned and should be used for reference only.
All results are considered the confidential property of the client. Bureau Veritas assumes the liabilities for actual cost of analysis only. Results apply to samples as submitted.
"*" asterisk indicates that an analytical result could not be provided due to unusually high levels of interference from other elements.

BUREAU VERITAS
MINERAL LABORATORIES
Canada

www.bureauveritas.com/um

Bureau Veritas Commodities Canada Ltd.

9050 Shaughnessy St Vancouver British Columbia V6P 6E5 Canada
PHONE (604) 253-3158

Client: **Goldstrike Resources Ltd.**
1010 - 1130 West Pender St.
Vancouver British Columbia V6E 4A4 Canada

Project: LUC
Report Date: October 18, 2018

CERTIFICATE OF ANALYSIS WHI18000396.1

	Method	WGHT	FA350	MA200	MA200	MA200	MA200	MA200	MA200	MA200	MA200	MA200	MA200	MA200	MA200	MA200	MA200	MA200	MA200	MA200	MA200
	Analyte	Wgt	Au	Mo	Cu	Pb	Zn	Ag	Ni	Co	Mn	Fe	As	U	Th	Sr	Cd	Sb	Bi	V	Ca
	Unit	kg	ppb	ppm	ppm	ppm	ppm	ppm	ppm	ppm	ppm	%	ppm	ppm	ppm	ppm	ppm	ppm	ppm	ppm	%
	MDL	0.01	2	0.1	0.1	0.1	1	0.1	0.1	0.2	1	0.01	1	0.1	0.1	1	0.1	0.1	0.1	1	0.01
1472647	Drill Core	3.99	284	2.3	19.7	8.2	87	<0.1	7.3	15.5	707	4.41	10	0.5	1.6	198	0.2	2.5	<0.1	94	1.92
1472648	Drill Core	4.61	4	4.4	15.0	6.4	71	<0.1	11.8	18.6	770	4.72	11	0.5	2.6	215	0.1	1.9	<0.1	165	2.79
1472649	Drill Core	4.57	20	3.4	32.8	9.3	101	0.1	20.0	28.4	1075	6.40	6	0.8	2.4	253	0.2	2.2	0.1	263	3.71
1472650	Rock Pulp	0.06	2	3.1	22.4	3.9	44	0.4	21.7	10.5	484	2.61	3	0.7	1.7	231	0.2	0.7	<0.1	85	1.85
1472651	Rock Pulp	0.06	246	197.3	1985.2	40.6	291	0.6	36.2	15.3	758	4.29	15	0.7	1.8	270	1.0	1.6	0.4	125	2.69
1472652	Drill Core	4.41	835	5.1	12.6	9.1	59	0.6	19.4	25.4	1298	5.89	7	0.6	2.2	230	0.5	2.1	<0.1	181	4.28
1472653	Drill Core	2.57	457	4.5	8.3	6.8	64	0.7	25.2	26.9	1798	5.36	4	0.5	1.4	198	1.7	2.3	<0.1	118	8.33
1472654	Drill Core	4.19	148	4.7	12.0	6.0	40	0.5	13.5	12.4	1050	2.96	6	0.5	6.1	172	0.9	1.8	<0.1	59	4.93
1472655	Drill Core	4.54	129	1.2	9.3	6.7	38	0.3	7.2	8.9	563	2.46	10	0.3	4.6	163	0.4	2.1	<0.1	55	2.63
1472656	Drill Core	2.32	39	1.3	9.6	5.5	25	0.2	4.9	8.3	438	2.13	9	0.3	5.3	135	0.4	1.7	<0.1	60	2.38
1472657	Drill Core	3.14	49	2.3	10.3	5.6	48	<0.1	14.1	9.1	446	2.76	6	0.4	4.5	180	0.2	1.0	<0.1	75	1.98
1472658	Drill Core	3.46	57	1.0	11.1	4.9	26	0.2	4.8	7.7	536	2.67	3	0.3	4.8	163	0.4	0.7	<0.1	67	2.19
1472659	Drill Core	3.31	285	23.3	8.4	5.9	27	0.3	5.3	10.3	824	2.79	3	0.2	3.0	180	0.9	0.7	<0.1	70	3.10
1472660	Drill Core	3.51	157	0.9	15.9	5.9	36	<0.1	4.4	8.2	548	2.77	6	0.4	4.7	227	0.3	1.0	<0.1	69	2.48
1472661	Drill Core	2.18	9	1.1	16.3	5.6	30	<0.1	4.9	7.1	415	1.96	5	0.2	1.3	184	0.1	0.7	<0.1	44	2.61
1472662	Drill Core	3.71	13	1.9	32.6	10.1	67	<0.1	18.9	19.3	926	4.42	5	0.6	2.3	235	0.2	1.1	0.1	136	4.76
1472663	Drill Core	4.82	7	0.7	27.2	5.8	42	<0.1	11.7	12.7	791	3.15	5	0.5	1.3	229	0.1	0.8	<0.1	81	4.17
1472664	Drill Core	3.56	1696	0.9	15.7	5.2	39	0.6	10.7	19.4	761	4.00	3	0.4	3.0	164	0.3	1.0	<0.1	107	4.77
1472665	Drill Core	4.33	42	1.3	6.4	7.2	53	0.1	13.9	16.8	863	4.07	10	0.7	3.4	143	0.4	1.5	<0.1	112	5.50
1472666	Drill Core	3.83	4	1.6	21.7	4.5	56	<0.1	14.6	23.4	835	4.23	6	0.8	3.3	150	0.1	1.0	<0.1	103	4.25
1472667	Drill Core	5.50	24	1.4	12.3	6.6	54	<0.1	15.8	18.1	823	4.26	6	1.0	3.0	203	0.1	0.8	<0.1	131	4.73
1472668	Drill Core	4.16	27	2.1	12.7	5.7	62	<0.1	16.1	16.0	778	3.98	5	0.8	3.0	206	<0.1	0.5	<0.1	98	5.15
1472669	Drill Core	4.69	220	8.3	18.8	5.5	64	1.3	18.7	18.7	700	4.32	6	0.6	2.4	180	0.2	0.9	<0.1	128	3.37
1472670	Drill Core	5.10	188	1.6	19.5	5.2	63	0.1	18.1	16.5	761	3.72	5	0.9	3.0	183	0.1	0.8	<0.1	105	4.38
1472671	Drill Core	5.44	40	7.9	5.8	4.7	50	<0.1	15.4	15.4	913	3.68	2	0.8	2.8	152	0.2	0.8	<0.1	93	4.90
1472672	Drill Core	4.46	3	5.5	7.4	5.6	67	<0.1	17.7	19.8	656	4.28	7	0.8	2.9	182	0.1	0.4	<0.1	135	3.30
1472673	Drill Core	4.69	490	2.7	32.4	4.8	63	<0.1	18.4	20.3	781	4.24	4	0.7	2.9	174	0.1	0.4	<0.1	123	3.91
1472674	Drill Core	4.74	2	1.2	16.9	5.2	58	<0.1	20.0	19.5	701	4.09	8	0.9	2.7	243	<0.1	0.7	<0.1	138	3.90
1472675	Rock Pulp	0.06	6	3.1	22.0	4.1	47	0.3	22.5	11.6	497	2.55	4	0.7	1.8	243	0.2	0.7	<0.1	85	1.82
1472676	Rock Pulp	0.08	509	45.3	>10000	921.5	>10000	60.3	18.7	4.2	713	11.80	128	4.3	0.2	53	259.5	49.6	10.7	40	1.60

This report supersedes all previous preliminary and final reports with this file number dated prior to the date on this certificate. Signature indicates final approval; preliminary reports are unsigned and should be used for reference only.

BUREAU VERITAS
MINERAL LABORATORIES
Canada

www.bureauveritas.com/um

Bureau Veritas Commodities Canada Ltd.

9050 Shaughnessy St Vancouver British Columbia V6P 6E5 Canada
PHONE (604) 253-3158

Client: **Goldstrike Resources Ltd.**
1010 - 1130 West Pender St.
Vancouver British Columbia V6E 4A4 Canada

Project: LUC
Report Date: October 18, 2018

CERTIFICATE OF ANALYSIS WHI18000396.1

	Method	MA200	MA200	MA200	MA200	MA200	MA200	MA200	MA200	MA200	MA200	MA200	MA200	MA200	MA200	MA200	MA200	MA200	MA200	MA200	MA200
	Analyte	P	La	Cr	Mg	Ba	Ti	Al	Na	K	W	Zr	Ce	Sn	Y	Nb	Ta	Be	Sc	Li	S
	Unit	%	ppm	ppm	%	ppm	%	%	%	%	ppm	ppm	ppm	ppm	ppm	ppm	ppm	ppm	ppm	ppm	%
	MDL	0.001	0.1	1	0.01	1	0.001	0.01	0.001	0.01	0.1	0.1	1	0.1	0.1	0.1	0.1	1	1	0.1	0.1
1472647	Drill Core	0.038	7.1	9	1.09	137	0.163	6.52	2.724	0.92	11.7	5.7	16	1.0	5.2	1.6	0.1	<1	18	24.1	0.1
1472648	Drill Core	0.042	8.5	23	1.22	349	0.175	6.77	1.940	0.46	2.0	8.5	20	1.1	5.1	1.5	0.1	<1	22	34.7	0.2
1472649	Drill Core	0.078	11.5	32	1.84	516	0.611	6.47	2.475	1.43	12.4	7.6	24	1.0	11.3	3.4	0.2	1	22	12.7	0.6
1472650	Rock Pulp	0.051	7.7	27	0.81	395	0.260	5.14	2.169	0.88	26.2	37.3	17	0.7	11.6	3.2	0.2	<1	11	12.4	<0.1
1472651	Rock Pulp	0.066	9.5	53	1.36	562	0.349	6.71	2.366	0.87	8.2	33.0	20	1.9	13.0	4.5	0.3	<1	16	17.2	0.3
1472652	Drill Core	0.067	11.1	29	2.02	385	0.395	6.42	3.502	0.68	10.0	5.2	24	0.8	9.8	2.7	0.2	<1	21	10.7	0.6
1472653	Drill Core	0.037	7.0	65	3.73	71	0.147	5.45	3.339	0.37	2.7	5.5	16	0.3	10.0	0.9	<0.1	<1	24	7.6	0.5
1472654	Drill Core	0.023	16.9	18	2.07	654	0.079	6.97	3.889	0.15	3.6	15.2	31	0.6	7.8	2.6	0.2	<1	12	18.8	0.3
1472655	Drill Core	0.024	11.3	26	1.07	615	0.103	5.54	1.686	0.94	5.6	6.2	25	0.6	5.8	3.4	0.3	<1	10	24.6	0.2
1472656	Drill Core	0.020	13.3	10	0.91	579	0.128	6.39	3.893	0.85	4.1	6.4	27	0.4	4.2	3.5	0.2	<1	7	10.3	0.3
1472657	Drill Core	0.024	13.0	62	0.92	1667	0.129	6.39	1.873	1.72	3.5	6.7	23	0.8	6.8	3.4	0.3	1	11	19.4	<0.1
1472658	Drill Core	0.024	13.0	14	0.95	632	0.096	6.43	3.730	0.68	3.2	5.4	24	0.6	5.2	2.5	0.2	<1	10	8.6	0.4
1472659	Drill Core	0.026	7.5	7	1.36	403	0.091	6.09	5.377	0.37	3.1	6.2	16	0.7	4.8	2.6	0.2	<1	12	2.5	0.5
1472660	Drill Core	0.023	12.8	9	1.07	1194	0.105	5.93	2.836	0.80	4.7	6.7	26	0.9	5.6	2.8	0.2	<1	11	13.4	0.1
1472661	Drill Core	0.013	5.6	11	1.05	880	0.069	5.55	3.546	0.33	1.8	2.6	10	0.8	4.0	1.3	0.2	<1	6	10.1	0.1
1472662	Drill Core	0.072	11.1	69	2.06	388	0.301	7.53	3.087	1.42	1.4	6.1	21	2.3	9.4	3.5	0.2	<1	20	7.7	0.2
1472663	Drill Core	0.038	7.2	32	1.71	613	0.232	7.00	2.982	1.16	0.5	4.3	14	1.8	7.8	3.2	0.2	1	11	9.5	0.1
1472664	Drill Core	0.055	11.3	36	1.91	343	0.188	7.11	3.578	1.71	5.1	5.0	23	1.1	7.7	3.3	0.2	<1	16	5.8	0.6
1472665	Drill Core	0.060	14.5	57	2.31	234	0.267	6.80	2.332	2.43	6.7	6.0	27	0.7	11.6	3.6	0.2	<1	20	12.1	<0.1
1472666	Drill Core	0.045	12.8	47	1.69	442	0.333	6.92	2.005	1.42	0.7	7.1	24	0.8	12.3	5.4	0.3	1	17	13.0	0.3
1472667	Drill Core	0.057	12.4	58	1.94	366	0.394	7.78	2.271	1.75	1.0	7.1	24	1.0	10.8	5.1	0.4	<1	21	11.3	<0.1
1472668	Drill Core	0.057	11.5	44	2.12	412	0.295	7.04	2.029	1.37	1.7	5.1	21	1.9	11.9	4.7	0.3	<1	15	15.9	<0.1
1472669	Drill Core	0.068	8.1	64	1.53	594	0.382	7.20	1.936	1.74	8.8	7.2	17	1.2	9.7	6.3	0.4	1	16	23.8	<0.1
1472670	Drill Core	0.061	11.8	58	1.85	523	0.304	7.39	2.171	2.08	2.9	5.8	27	1.6	10.2	4.8	0.3	1	18	16.1	<0.1
1472671	Drill Core	0.051	13.5	48	2.12	354	0.268	6.88	2.606	1.92	4.2	5.7	25	1.0	10.5	5.6	0.6	1	16	11.3	0.1
1472672	Drill Core	0.063	9.9	63	1.79	367	0.437	7.67	1.965	1.87	0.8	8.3	23	1.2	12.2	6.7	0.4	1	20	22.3	<0.1
1472673	Drill Core	0.060	10.6	64	2.12	443	0.384	7.53	2.163	1.77	0.7	7.3	22	1.3	13.0	5.1	0.4	<1	21	14.5	<0.1
1472674	Drill Core	0.071	11.8	68	1.63	280	0.470	7.93	2.493	1.53	0.4	9.0	25	1.8	13.7	7.0	0.4	1	21	15.7	<0.1
1472675	Rock Pulp	0.053	7.9	28	0.79	443	0.273	5.01	2.137	0.91	27.2	40.6	17	0.7	11.9	3.5	0.2	<1	10	11.5	<0.1
1472676	Rock Pulp	0.038	2.4	13	2.23	99	0.028	3.71	0.476	0.82	0.5	32.6	7	3.1	4.9	0.4	<0.1	<1	7	6.6	>10

This report supersedes all previous preliminary and final reports with this file number dated prior to the date on this certificate. Signature indicates final approval; preliminary reports are unsigned and should be used for reference only.

BUREAU VERITAS
MINERAL LABORATORIES
Canada

www.bureauveritas.com/um

Bureau Veritas Commodities Canada Ltd.

9050 Shaughnessy St Vancouver British Columbia V6P 6E5 Canada
PHONE (604) 253-3158

Client: **Goldstrike Resources Ltd.**
1010 - 1130 West Pender St.
Vancouver British Columbia V6E 4A4 Canada

Project: LUC
Report Date: October 18, 2018

CERTIFICATE OF ANALYSIS WHI18000396.1

	Method	MA200	MA200	MA200	MA200	MA200	MA200	MA200	AQ200	FA550
	Analyte	Rb	Hf	In	Re	Se	Te	Tl	Hg	Au
	Unit	ppm	ppm	ppm	ppm	ppm	ppm	ppm	ppm	gm/t
	MDL	0.1	0.1	0.05	0.005	1	0.5	0.5	0.01	0.9
1472647	Drill Core	11.4	0.2	<0.05	<0.005	<1	<0.5	<0.5	0.03	
1472648	Drill Core	9.1	0.3	0.07	<0.005	<1	<0.5	<0.5	0.04	
1472649	Drill Core	35.9	0.3	0.08	0.006	1	0.9	<0.5	0.02	
1472650	Rock Pulp	20.1	1.1	<0.05	<0.005	<1	<0.5	<0.5	0.02	
1472651	Rock Pulp	21.4	1.0	0.18	0.101	<1	<0.5	<0.5	0.10	
1472652	Drill Core	10.1	0.2	0.06	<0.005	1	1.6	<0.5	0.05	
1472653	Drill Core	4.3	0.2	0.06	<0.005	<1	2.4	<0.5	0.13	
1472654	Drill Core	1.9	0.5	<0.05	<0.005	<1	1.7	<0.5	0.07	
1472655	Drill Core	10.6	0.2	<0.05	<0.005	<1	0.6	<0.5	0.11	
1472656	Drill Core	7.3	0.2	<0.05	<0.005	<1	0.7	<0.5	0.11	
1472657	Drill Core	31.7	0.3	<0.05	<0.005	<1	<0.5	<0.5	0.02	
1472658	Drill Core	10.0	0.2	<0.05	<0.005	<1	<0.5	<0.5	0.01	
1472659	Drill Core	1.8	0.2	<0.05	0.012	1	0.8	<0.5	0.03	
1472660	Drill Core	12.9	0.2	<0.05	<0.005	<1	<0.5	<0.5	0.02	
1472661	Drill Core	6.3	0.1	<0.05	<0.005	1	0.6	<0.5	<0.01	
1472662	Drill Core	42.1	0.3	<0.05	<0.005	<1	2.0	<0.5	<0.01	
1472663	Drill Core	27.8	0.2	<0.05	<0.005	<1	0.7	<0.5	<0.01	
1472664	Drill Core	21.3	0.2	<0.05	<0.005	<1	1.5	<0.5	0.05	
1472665	Drill Core	31.3	0.4	<0.05	<0.005	<1	1.9	<0.5	0.02	
1472666	Drill Core	41.0	0.3	<0.05	<0.005	<1	1.1	<0.5	0.01	
1472667	Drill Core	54.0	0.3	<0.05	<0.005	<1	0.8	<0.5	<0.01	
1472668	Drill Core	36.7	0.3	<0.05	<0.005	<1	1.6	<0.5	0.01	
1472669	Drill Core	34.9	0.4	<0.05	<0.005	<1	0.6	<0.5	0.09	
1472670	Drill Core	43.7	0.3	<0.05	<0.005	<1	0.9	<0.5	<0.01	
1472671	Drill Core	39.8	0.3	<0.05	0.012	<1	1.8	<0.5	<0.01	
1472672	Drill Core	45.7	0.4	0.05	<0.005	<1	0.6	<0.5	<0.01	
1472673	Drill Core	50.1	0.4	<0.05	<0.005	<1	0.7	<0.5	<0.01	
1472674	Drill Core	38.2	0.4	0.06	<0.005	<1	0.9	<0.5	<0.01	
1472675	Rock Pulp	20.8	1.1	<0.05	<0.005	1	<0.5	<0.5	0.02	
1472676	Rock Pulp	9.3	1.1	9.42	0.012	5	8.0	2.4	2.49	

This report supersedes all previous preliminary and final reports with this file number dated prior to the date on this certificate. Signature indicates final approval; preliminary reports are unsigned and should be used for reference only.

BUREAU VERITAS MINERAL LABORATORIES Canada

www.bureauveritas.com/um

Bureau Veritas Commodities Canada Ltd.

9050 Shaughnessy St Vancouver British Columbia V6P 6E5 Canada
PHONE (604) 253-3158

Client: **Goldstrike Resources Ltd.**
1010 - 1130 West Pender St.
Vancouver British Columbia V6E 4A4 Canada

Project: LUC
Report Date: October 18, 2018

CERTIFICATE OF ANALYSIS WHI18000396.1

	Method	WGHT	FA350	MA200	MA200	MA200	MA200	MA200	MA200	MA200	MA200	MA200	MA200	MA200	MA200	MA200	MA200	MA200	MA200	MA200	MA200
	Analyte	Wgt	Au	Mo	Cu	Pb	Zn	Ag	Ni	Co	Mn	Fe	As	U	Th	Sr	Cd	Sb	Bi	V	Ca
	Unit	kg	ppb	ppm	ppm	ppm	ppm	ppm	ppm	ppm	ppm	%	ppm	ppm	ppm	ppm	ppm	ppm	ppm	ppm	%
	MDL	0.01	2	0.1	0.1	0.1	1	0.1	0.1	0.2	1	0.01	1	0.1	0.1	1	0.1	0.1	0.1	1	0.01
1472677	Drill Core	3.70	2	1.5	19.3	4.9	68	<0.1	18.1	17.8	821	4.10	5	0.7	2.8	217	0.1	0.6	<0.1	127	4.38
1472678	Drill Core	5.08	2	1.8	29.4	4.2	63	<0.1	13.9	19.1	816	4.00	5	0.9	2.9	192	<0.1	0.7	<0.1	118	5.17
1472679	Drill Core	5.39	3	2.2	17.8	5.1	58	<0.1	17.9	18.6	896	4.37	5	0.9	3.0	179	<0.1	0.7	<0.1	130	4.55
1472680	Drill Core	3.68	21	2.3	18.5	5.8	76	<0.1	27.4	25.6	1017	4.72	3	1.0	3.4	98	<0.1	3.5	<0.1	141	5.69
1472681	Drill Core	4.43	3	1.2	22.8	6.0	79	<0.1	21.0	22.0	867	4.91	4	0.8	3.3	95	0.2	3.0	<0.1	190	5.23
1472682	Drill Core	4.85	389	1.0	25.3	4.7	72	0.1	28.2	18.2	865	4.16	5	0.8	3.0	159	<0.1	3.8	<0.1	130	4.09
1472683	Drill Core	5.33	31	2.6	20.8	5.2	53	0.1	11.5	13.0	476	3.24	3	0.6	4.0	118	<0.1	4.4	<0.1	96	2.22
1472684	Drill Core	4.98	<2	1.6	21.9	6.3	59	<0.1	8.7	13.2	635	3.70	3	0.8	2.9	116	<0.1	2.8	<0.1	157	2.93
1472685	Drill Core	4.26	2	1.2	17.8	4.9	82	<0.1	18.4	20.2	889	4.99	3	0.8	4.1	85	0.1	3.5	<0.1	124	3.47
1472686	Drill Core	5.05	21	3.7	24.2	4.1	70	<0.1	16.7	20.6	1018	4.73	4	0.6	2.6	82	0.1	2.7	<0.1	134	4.19
1472687	Drill Core	3.97	3	0.8	25.5	6.1	88	<0.1	18.1	23.0	942	5.00	6	1.2	3.2	83	<0.1	2.9	<0.1	133	3.63
1472688	Drill Core	5.00	3	1.9	38.3	5.8	76	<0.1	22.8	22.2	1045	4.92	7	1.0	2.4	73	0.1	3.6	<0.1	143	4.06
1472689	Drill Core	4.97	<2	0.5	29.9	3.9	75	<0.1	18.7	22.9	1088	4.74	4	0.8	2.4	78	0.2	3.2	<0.1	159	4.51
1472690	Drill Core	5.42	<2	2.9	57.9	5.3	95	<0.1	20.7	26.9	1222	5.78	8	0.7	1.4	84	0.1	2.7	<0.1	234	4.64
1472691	Drill Core	5.09	5	1.2	48.0	4.6	72	<0.1	18.2	23.2	1147	5.02	5	1.0	2.0	159	0.2	0.8	<0.1	186	4.89
1472692	Drill Core	5.38	2	0.7	26.2	4.0	76	<0.1	18.6	21.4	1089	4.61	5	1.2	2.3	177	0.2	0.5	<0.1	157	5.43
1472693	Drill Core	4.82	11	1.7	17.2	6.1	82	<0.1	18.8	27.7	927	5.02	7	0.9	2.9	145	0.2	1.3	<0.1	128	5.05
1472694	Drill Core	3.87	3	1.2	18.8	5.3	56	<0.1	12.7	17.2	637	3.66	5	1.1	4.5	174	<0.1	0.7	<0.1	84	3.57
1472695	Drill Core	5.38	5	1.3	27.8	5.5	64	<0.1	11.8	17.0	687	3.81	7	1.1	4.4	185	0.1	0.9	<0.1	85	3.09
1472696	Drill Core	5.07	14	1.5	22.7	8.2	62	<0.1	14.2	16.4	748	4.02	9	0.7	3.9	134	0.1	1.8	<0.1	110	3.63
1472697	Drill Core	3.96	8	1.2	13.6	8.9	67	<0.1	14.9	16.0	839	3.72	12	1.1	5.1	160	0.2	2.4	<0.1	92	6.14
1472698	Drill Core	4.48	44	2.7	15.1	8.8	70	0.1	15.0	17.0	1078	4.07	15	1.0	2.6	183	0.3	3.8	<0.1	109	6.49
1472699	Drill Core	4.86	83	3.3	25.1	11.7	71	0.3	15.4	19.8	1055	4.09	29	1.9	3.3	236	0.3	2.8	<0.1	113	6.74
1472700	Rock Pulp	0.05	3	3.0	27.1	4.3	44	0.4	23.3	11.2	501	2.55	3	0.8	1.9	234	0.2	0.8	<0.1	85	1.81
1472701	Rock Pulp	0.05	251	195.6	1940.5	44.3	282	0.6	39.5	14.2	855	4.15	17	0.7	1.8	284	1.3	1.6	0.4	125	2.60
1472702	Drill Core	5.04	130	2.2	15.7	7.0	70	<0.1	15.5	17.6	916	4.51	9	1.9	3.7	159	0.1	1.2	<0.1	125	3.35
1472703	Drill Core	4.88	67	2.8	11.5	5.3	44	<0.1	11.0	12.7	609	3.06	11	1.2	4.3	115	<0.1	0.8	<0.1	105	2.75
1472704	Drill Core	4.92	176	2.5	15.1	5.6	48	0.2	12.0	12.5	632	3.32	4	0.7	5.4	135	0.2	0.7	<0.1	90	3.29
1472705	Drill Core	4.72	8	1.0	26.0	5.8	61	<0.1	22.7	16.8	815	4.11	5	0.7	3.3	124	0.2	0.9	<0.1	129	3.83
1472706	Drill Core	3.35	73	3.4	21.5	6.0	71	<0.1	18.1	17.6	994	4.32	7	2.4	3.2	171	0.2	1.0	<0.1	139	4.33

This report supersedes all previous preliminary and final reports with this file number dated prior to the date on this certificate. Signature indicates final approval; preliminary reports are unsigned and should be used for reference only.

BUREAU VERITAS MINERAL LABORATORIES Canada

www.bureauveritas.com/um

Bureau Veritas Commodities Canada Ltd.

9050 Shaughnessy St Vancouver British Columbia V6P 6E5 Canada
PHONE (604) 253-3158

Client: **Goldstrike Resources Ltd.**
1010 - 1130 West Pender St.
Vancouver British Columbia V6E 4A4 Canada

Project: LUC
Report Date: October 18, 2018

CERTIFICATE OF ANALYSIS WHI18000396.1

	Method	MA200	MA200	MA200	MA200	MA200	MA200	MA200	MA200	MA200	MA200	MA200	MA200	MA200	MA200	MA200	MA200	MA200	MA200	MA200	MA200
	Analyte	P	La	Cr	Mg	Ba	Ti	Al	Na	K	W	Zr	Ce	Sn	Y	Nb	Ta	Be	Sc	Li	S
	Unit	%	ppm	ppm	%	ppm	%	%	%	%	ppm	ppm	ppm	ppm	ppm	ppm	ppm	ppm	ppm	ppm	%
	MDL	0.001	0.1	1	0.01	1	0.001	0.01	0.001	0.01	0.1	0.1	1	0.1	0.1	0.1	0.1	1	1	0.1	0.1
1472677	Drill Core	0.064	13.2	60	1.85	157	0.388	7.76	2.635	1.11	0.3	7.9	26	1.8	15.0	6.3	0.4	<1	21	14.1	0.1
1472678	Drill Core	0.060	14.9	47	2.25	215	0.383	7.81	2.608	1.30	1.2	6.7	27	1.8	15.2	6.2	0.4	<1	21	15.2	<0.1
1472679	Drill Core	0.063	12.2	56	1.97	242	0.376	7.81	1.999	1.62	0.6	6.9	24	1.6	11.8	5.7	0.4	1	19	20.0	<0.1
1472680	Drill Core	0.080	14.5	96	2.24	192	0.417	7.35	0.121	1.07	0.8	6.3	29	1.8	14.0	5.9	0.4	<1	21	22.0	0.2
1472681	Drill Core	0.069	13.0	100	2.08	174	0.446	7.50	0.029	1.08	1.3	8.5	25	1.5	13.7	4.9	0.3	<1	27	37.1	0.1
1472682	Drill Core	0.050	13.2	104	1.77	780	0.311	5.87	0.023	0.78	3.5	5.9	25	1.2	12.0	3.6	0.3	1	19	34.6	0.2
1472683	Drill Core	0.048	13.0	42	1.01	414	0.288	6.78	0.021	0.80	2.9	6.8	25	1.6	10.9	4.3	0.3	1	17	30.7	0.1
1472684	Drill Core	0.048	10.6	26	1.19	114	0.378	7.25	0.029	0.84	0.7	7.1	22	1.6	12.5	4.4	0.3	<1	21	29.2	<0.1
1472685	Drill Core	0.063	16.4	63	1.59	203	0.389	7.75	0.031	1.40	0.6	7.1	29	1.8	14.7	5.6	0.4	<1	19	27.6	<0.1
1472686	Drill Core	0.054	12.3	49	1.76	181	0.320	6.74	0.102	1.19	1.8	4.9	24	2.6	12.5	4.2	0.3	<1	22	23.3	<0.1
1472687	Drill Core	0.081	11.5	49	1.58	340	0.448	7.92	0.027	1.49	1.1	7.9	25	1.5	15.6	7.6	0.5	1	23	27.3	<0.1
1472688	Drill Core	0.083	9.8	78	1.85	203	0.501	7.26	0.024	1.08	0.4	6.1	19	1.2	19.8	6.3	0.4	<1	21	22.5	<0.1
1472689	Drill Core	0.069	11.4	60	1.96	1051	0.415	7.03	0.024	1.10	0.6	5.0	21	1.2	11.8	4.8	0.3	1	21	24.3	0.1
1472690	Drill Core	0.060	7.3	45	2.19	122	0.515	6.56	0.030	1.62	0.8	4.2	17	1.0	13.7	3.2	0.2	<1	30	18.2	0.1
1472691	Drill Core	0.058	11.0	43	2.14	585	0.395	6.96	0.826	1.59	0.7	3.9	21	0.8	14.9	3.6	0.2	<1	24	13.2	0.2
1472692	Drill Core	0.055	12.7	62	2.19	614	0.414	6.76	0.998	1.42	0.4	6.1	21	0.9	15.2	3.6	0.2	<1	23	13.8	<0.1
1472693	Drill Core	0.066	12.0	49	2.07	644	0.470	7.78	0.556	1.79	0.6	6.4	23	1.2	15.1	5.5	0.4	1	24	20.3	<0.1
1472694	Drill Core	0.048	14.5	41	1.39	570	0.280	6.60	1.435	1.14	0.4	5.4	25	1.1	15.9	3.7	0.3	1	15	18.6	<0.1
1472695	Drill Core	0.058	12.8	37	1.24	856	0.291	6.74	1.920	1.45	0.5	6.4	26	1.1	16.4	3.7	0.3	1	17	15.7	0.1
1472696	Drill Core	0.066	12.3	45	1.56	286	0.370	7.27	0.518	1.65	2.0	7.9	25	1.3	12.8	4.9	0.4	1	21	26.0	<0.1
1472697	Drill Core	0.055	17.1	36	2.53	438	0.273	6.36	0.259	1.39	2.4	6.4	31	1.2	15.6	4.4	0.4	<1	13	25.9	<0.1
1472698	Drill Core	0.043	13.2	44	2.67	441	0.255	6.07	0.170	1.34	2.0	4.5	22	0.8	14.0	3.5	0.2	1	22	24.5	<0.1
1472699	Drill Core	0.040	15.0	43	2.59	117	0.240	5.65	0.034	0.89	6.3	6.3	29	1.2	16.4	4.1	0.3	1	21	29.8	0.1
1472700	Rock Pulp	0.051	8.9	26	0.79	443	0.276	5.07	2.130	0.79	26.6	36.9	19	0.8	12.9	3.4	0.3	<1	10	12.0	<0.1
1472701	Rock Pulp	0.062	9.7	59	1.32	601	0.384	6.34	2.288	0.95	9.2	30.6	19	2.0	15.7	4.3	0.3	<1	15	16.9	0.3
1472702	Drill Core	0.059	12.7	42	1.63	529	0.362	6.67	0.665	1.62	3.0	7.6	27	1.3	15.6	5.0	0.4	1	25	18.2	0.2
1472703	Drill Core	0.039	9.1	45	1.21	463	0.296	6.82	1.366	1.28	2.1	8.6	22	1.5	12.0	5.5	0.5	<1	15	15.8	0.1
1472704	Drill Core	0.039	15.1	41	1.43	334	0.265	6.61	2.688	1.57	4.5	7.6	28	1.0	11.6	5.3	0.4	<1	14	10.7	0.2
1472705	Drill Core	0.068	10.5	87	1.86	455	0.364	7.34	1.276	1.92	1.8	7.3	23	1.3	10.6	4.5	0.3	1	22	18.9	<0.1
1472706	Drill Core	0.051	12.7	56	2.16	656	0.368	7.50	2.412	2.47	5.0	6.5	25	1.2	11.8	5.5	0.4	1	23	10.1	0.1

This report supersedes all previous preliminary and final reports with this file number dated prior to the date on this certificate. Signature indicates final approval; preliminary reports are unsigned and should be used for reference only.

BUREAU VERITAS
MINERAL LABORATORIES
Canada

www.bureauveritas.com/um

Bureau Veritas Commodities Canada Ltd.

9050 Shaughnessy St Vancouver British Columbia V6P 6E5 Canada
PHONE (604) 253-3158

Client: **Goldstrike Resources Ltd.**
1010 - 1130 West Pender St.
Vancouver British Columbia V6E 4A4 Canada

Project: LUC
Report Date: October 18, 2018

CERTIFICATE OF ANALYSIS WHI18000396.1

	Method	MA200	MA200	MA200	MA200	MA200	MA200	MA200	AQ200	FA550
	Analyte	Rb	Hf	In	Re	Se	Te	Tl	Hg	Au
	Unit	ppm	ppm	ppm	ppm	ppm	ppm	ppm	ppm	gm/t
	MDL	0.1	0.1	0.05	0.005	1	0.5	0.5	0.01	0.9
1472677	Drill Core	30.2	0.4	0.05	<0.005	<1	<0.5	<0.5	<0.01	
1472678	Drill Core	29.2	0.4	<0.05	<0.005	<1	1.1	<0.5	<0.01	
1472679	Drill Core	40.2	0.4	<0.05	<0.005	<1	1.2	<0.5	0.01	
1472680	Drill Core	20.9	0.3	<0.05	<0.005	<1	1.4	<0.5	<0.01	
1472681	Drill Core	22.3	0.4	0.10	<0.005	<1	0.9	<0.5	<0.01	
1472682	Drill Core	21.8	0.3	<0.05	<0.005	<1	1.3	<0.5	0.01	
1472683	Drill Core	24.8	0.3	<0.05	<0.005	<1	<0.5	<0.5	0.01	
1472684	Drill Core	18.5	0.4	<0.05	<0.005	<1	<0.5	<0.5	<0.01	
1472685	Drill Core	26.6	0.4	<0.05	<0.005	<1	<0.5	<0.5	<0.01	
1472686	Drill Core	36.4	0.3	0.07	<0.005	<1	0.7	<0.5	<0.01	
1472687	Drill Core	24.5	0.4	0.05	<0.005	<1	<0.5	<0.5	<0.01	
1472688	Drill Core	18.0	0.4	0.09	<0.005	<1	0.6	<0.5	<0.01	
1472689	Drill Core	22.6	0.3	0.05	<0.005	<1	<0.5	<0.5	<0.01	
1472690	Drill Core	47.6	0.3	<0.05	<0.005	<1	<0.5	<0.5	<0.01	
1472691	Drill Core	56.5	0.3	0.05	<0.005	<1	0.8	<0.5	<0.01	
1472692	Drill Core	59.6	0.3	<0.05	<0.005	<1	0.8	<0.5	<0.01	
1472693	Drill Core	50.6	0.4	0.07	<0.005	<1	0.8	<0.5	<0.01	
1472694	Drill Core	40.0	0.3	<0.05	<0.005	<1	0.6	<0.5	<0.01	
1472695	Drill Core	40.2	0.3	<0.05	<0.005	1	0.5	<0.5	<0.01	
1472696	Drill Core	35.4	0.4	<0.05	<0.005	<1	1.1	<0.5	<0.01	
1472697	Drill Core	32.6	0.3	0.05	<0.005	<1	0.8	<0.5	0.01	
1472698	Drill Core	33.0	0.2	<0.05	<0.005	<1	1.1	<0.5	0.02	
1472699	Drill Core	24.9	0.3	0.07	0.023	<1	2.4	<0.5	0.03	
1472700	Rock Pulp	22.1	1.1	0.06	<0.005	<1	<0.5	<0.5	0.03	
1472701	Rock Pulp	21.7	1.2	0.13	0.104	<1	<0.5	<0.5	0.10	
1472702	Drill Core	33.3	0.4	<0.05	0.018	<1	0.6	<0.5	0.02	
1472703	Drill Core	22.5	0.4	0.06	0.013	<1	<0.5	<0.5	0.02	
1472704	Drill Core	28.6	0.3	<0.05	<0.005	<1	0.5	<0.5	0.02	
1472705	Drill Core	42.9	0.4	<0.05	<0.005	<1	0.6	<0.5	<0.01	
1472706	Drill Core	50.7	0.4	<0.05	0.010	<1	1.0	<0.5	0.01	

This report supersedes all previous preliminary and final reports with this file number dated prior to the date on this certificate. Signature indicates final approval; preliminary reports are unsigned and should be used for reference only.

BUREAU VERITAS MINERAL LABORATORIES Canada

www.bureauveritas.com/um

Bureau Veritas Commodities Canada Ltd.

9050 Shaughnessy St Vancouver British Columbia V6P 6E5 Canada
PHONE (604) 253-3158

Client: **Goldstrike Resources Ltd.**
1010 - 1130 West Pender St.
Vancouver British Columbia V6E 4A4 Canada

Project: LUC
Report Date: October 18, 2018

CERTIFICATE OF ANALYSIS WHI18000396.1

	Method	WGHT	FA350	MA200	MA200	MA200	MA200	MA200	MA200	MA200	MA200	MA200	MA200	MA200	MA200	MA200	MA200	MA200	MA200	MA200	MA200
	Analyte	Wgt	Au	Mo	Cu	Pb	Zn	Ag	Ni	Co	Mn	Fe	As	U	Th	Sr	Cd	Sb	Bi	V	Ca
	Unit	kg	ppb	ppm	ppm	ppm	ppm	ppm	ppm	ppm	ppm	%	ppm	ppm	ppm	ppm	ppm	ppm	ppm	ppm	%
	MDL	0.01	2	0.1	0.1	0.1	1	0.1	0.1	0.2	1	0.01	1	0.1	0.1	1	0.1	0.1	0.1	1	0.01
1472707	Drill Core	4.74	6	1.7	48.3	7.6	85	<0.1	13.4	22.4	881	4.89	6	0.8	3.0	142	0.1	0.8	<0.1	150	3.12
1472708	Drill Core	4.66	<2	3.0	32.8	6.2	71	<0.1	17.2	16.3	685	4.29	4	0.8	2.5	108	0.1	0.8	<0.1	128	2.56
1472709	Drill Core	4.84	1353	1.0	7.3	2.9	35	0.4	7.6	8.6	525	4.42	3	0.5	3.3	70	0.2	0.8	<0.1	134	1.43
1472710	Drill Core	4.29	1122	0.7	16.6	2.5	27	0.7	4.6	7.1	352	3.80	3	0.4	3.7	75	0.1	0.5	<0.1	102	1.28
1472711	Drill Core	4.35	29	0.4	23.2	3.2	49	0.1	3.7	6.6	578	3.64	4	0.4	3.9	134	<0.1	0.4	<0.1	48	1.28
1472712	Drill Core	3.56	8029	0.3	8.3	2.0	20	2.3	6.6	10.0	334	3.56	2	0.2	2.9	40	0.1	0.8	<0.1	87	1.71
1472713	Drill Core	3.08	8891	0.5	11.9	3.2	33	2.8	7.5	11.7	756	4.21	3	0.3	3.0	71	0.2	0.9	<0.1	100	3.45
1472714	Drill Core	3.76	5688	0.4	10.7	2.2	27	2.7	8.1	12.1	465	3.54	2	0.2	3.1	47	0.3	0.6	<0.1	69	2.19
1472715	Drill Core	5.22	6636	2.5	27.7	3.1	25	1.8	6.7	9.5	391	2.87	3	0.2	3.3	51	0.1	0.7	<0.1	50	2.04
1472716	Drill Core	2.49	832	0.4	16.3	2.8	25	0.1	4.0	5.2	297	2.66	5	0.4	4.7	79	<0.1	0.9	<0.1	58	0.74
1472717	Drill Core	2.27	62	0.5	11.5	5.2	38	<0.1	4.3	5.5	392	3.21	4	0.5	4.7	151	<0.1	0.6	<0.1	60	1.24
1472718	Drill Core	3.98	39	0.3	14.1	4.3	43	<0.1	3.1	4.7	395	3.56	5	0.6	4.9	131	<0.1	0.5	<0.1	30	1.09
1472719	Drill Core	4.85	6	3.8	116.4	5.9	66	<0.1	14.0	20.0	1010	4.92	4	0.5	2.8	108	<0.1	0.7	<0.1	110	4.51
1472720	Drill Core	5.70	19	0.3	33.2	4.8	54	<0.1	5.2	8.5	656	3.57	5	0.5	4.4	116	<0.1	0.5	0.1	47	1.76
1472721	Drill Core	4.86	13	0.3	42.1	3.8	58	<0.1	3.7	7.0	665	3.56	5	0.5	4.4	111	0.1	0.4	0.2	22	1.24
1472722	Drill Core	5.89	3	1.3	43.0	5.1	56	<0.1	14.0	15.0	820	3.95	5	0.6	3.6	108	<0.1	0.7	<0.1	98	3.88
1472723	Drill Core	4.95	4	1.2	27.6	5.4	72	<0.1	15.8	20.8	981	4.49	5	1.2	3.9	175	<0.1	0.6	<0.1	124	5.04
1472724	Drill Core	4.38	<2	0.7	27.2	4.1	56	<0.1	16.2	20.3	801	4.10	4	0.7	3.3	194	<0.1	0.3	<0.1	116	3.41
1472725	Rock Pulp	0.05	4	3.1	25.0	4.2	42	0.6	23.0	11.6	457	2.53	4	0.7	1.8	227	0.2	0.7	<0.1	83	1.79
1472726	Rock Pulp	0.09	580	48.1	>10000	888.8	>10000	61.1	18.0	2.7	655	11.50	103	4.0	0.2	52	220.0	48.1	10.0	39	1.56
1472727	Drill Core	4.21	<2	1.3	16.4	4.4	56	<0.1	17.1	18.4	758	4.18	4	0.6	3.0	217	<0.1	0.2	<0.1	141	4.18
1472728	Drill Core	4.53	<2	0.7	21.3	3.8	48	<0.1	12.0	22.2	1136	5.21	4	0.9	2.4	199	<0.1	0.2	<0.1	149	6.81
1472729	Drill Core	4.43	2	0.4	38.4	3.7	55	<0.1	16.2	24.7	789	5.68	5	0.6	2.4	178	<0.1	0.2	<0.1	197	3.77
1472730	Drill Core	5.12	<2	2.5	17.4	3.5	50	<0.1	15.9	21.4	635	4.40	7	0.7	3.2	160	<0.1	0.5	<0.1	141	3.71
1472731	Drill Core	2.95	2	2.3	11.4	4.7	47	<0.1	10.6	21.6	778	4.58	4	1.0	3.2	155	<0.1	0.7	<0.1	156	4.51

This report supersedes all previous preliminary and final reports with this file number dated prior to the date on this certificate. Signature indicates final approval; preliminary reports are unsigned and should be used for reference only.

BUREAU VERITAS
MINERAL LABORATORIES
Canada

www.bureauveritas.com/um

Bureau Veritas Commodities Canada Ltd.

9050 Shaughnessy St Vancouver British Columbia V6P 6E5 Canada
PHONE (604) 253-3158

Client: **Goldstrike Resources Ltd.**
1010 - 1130 West Pender St.
Vancouver British Columbia V6E 4A4 Canada

Project: LUC
Report Date: October 18, 2018

CERTIFICATE OF ANALYSIS WHI18000396.1

	Method	MA200	MA200	MA200	MA200	MA200	MA200	MA200	MA200	MA200	MA200	MA200	MA200	MA200	MA200	MA200	MA200	MA200	MA200	MA200	MA200
	Analyte	P	La	Cr	Mg	Ba	Ti	Al	Na	K	W	Zr	Ce	Sn	Y	Nb	Ta	Be	Sc	Li	S
	Unit	%	ppm	ppm	%	ppm	%	%	%	%	ppm	ppm	ppm	ppm	ppm	ppm	ppm	ppm	ppm	ppm	%
	MDL	0.001	0.1	1	0.01	1	0.001	0.01	0.001	0.01	0.1	0.1	1	0.1	0.1	0.1	0.1	1	1	0.1	0.1
1472707	Drill Core	0.059	9.2	35	1.82	602	0.443	7.20	1.412	2.38	1.1	6.5	19	1.3	12.5	4.8	0.4	1	22	16.2	<0.1
1472708	Drill Core	0.068	9.3	68	1.56	514	0.400	7.15	1.368	1.94	1.0	7.0	20	1.1	10.7	5.5	0.3	1	20	19.7	<0.1
1472709	Drill Core	0.041	13.0	12	0.78	304	0.191	6.78	4.273	1.21	9.0	10.7	26	0.8	5.5	3.5	0.3	<1	12	6.6	0.3
1472710	Drill Core	0.034	12.4	4	0.58	266	0.174	6.58	3.858	0.97	7.9	12.1	23	1.1	5.5	3.9	0.3	<1	8	10.0	0.6
1472711	Drill Core	0.038	15.3	4	0.77	713	0.211	6.57	0.748	1.33	4.3	14.0	30	1.6	11.6	5.9	0.4	<1	15	27.0	0.2
1472712	Drill Core	0.043	5.3	5	0.65	55	0.135	6.42	6.108	0.36	9.2	7.6	12	0.9	5.0	2.7	0.2	<1	7	3.5	1.3
1472713	Drill Core	0.034	8.6	6	1.37	53	0.150	6.44	4.834	0.35	7.5	4.5	16	0.7	5.2	2.4	0.2	<1	13	6.2	1.3
1472714	Drill Core	0.041	6.3	6	0.89	93	0.129	6.48	5.673	0.93	9.0	5.6	14	0.6	3.3	2.9	0.2	<1	9	4.1	1.3
1472715	Drill Core	0.040	6.7	6	0.74	188	0.139	6.22	4.828	0.60	7.8	6.6	14	1.1	4.4	3.8	0.3	<1	6	9.2	1.3
1472716	Drill Core	0.042	11.9	5	0.44	129	0.180	6.41	3.083	0.72	9.0	6.8	22	1.3	5.9	5.0	0.4	<1	7	19.3	0.2
1472717	Drill Core	0.037	13.5	4	0.54	275	0.181	6.35	2.374	1.06	3.7	6.2	28	1.0	13.4	6.1	0.4	<1	14	13.1	<0.1
1472718	Drill Core	0.036	13.7	5	0.48	426	0.190	6.54	1.476	1.12	1.8	5.5	29	1.0	14.0	5.7	0.3	<1	13	19.1	0.1
1472719	Drill Core	0.063	10.1	43	1.96	621	0.380	6.95	0.527	1.68	1.9	5.4	22	1.2	13.3	4.7	0.3	<1	19	19.3	0.1
1472720	Drill Core	0.040	13.7	18	0.84	624	0.219	6.63	1.277	1.35	3.5	7.2	27	1.3	14.1	5.4	0.3	<1	15	21.6	0.2
1472721	Drill Core	0.030	13.0	5	0.61	871	0.180	6.06	1.275	1.15	4.1	6.8	27	1.4	15.4	5.4	0.3	<1	14	18.7	0.3
1472722	Drill Core	0.055	10.7	95	1.54	560	0.349	6.50	0.447	1.31	0.6	5.9	23	1.6	11.5	5.1	0.3	1	18	21.0	0.1
1472723	Drill Core	0.071	11.8	63	1.96	981	0.367	6.55	0.278	2.00	0.8	6.0	24	1.3	14.2	5.3	0.3	1	23	14.0	0.1
1472724	Drill Core	0.051	8.4	56	1.39	377	0.334	6.77	1.953	1.40	0.4	5.1	18	1.5	11.0	4.9	0.3	<1	19	14.3	0.1
1472725	Rock Pulp	0.051	8.1	29	0.77	461	0.280	4.91	2.089	0.87	26.8	37.3	17	0.8	13.0	3.4	0.2	<1	10	12.1	<0.1
1472726	Rock Pulp	0.038	2.2	12	2.16	35	0.026	3.60	0.465	0.75	0.6	27.5	6	2.8	6.4	0.4	<0.1	<1	8	6.5	>10
1472727	Drill Core	0.056	10.6	65	1.55	483	0.376	7.32	1.346	1.40	0.3	5.8	22	2.4	12.3	5.1	0.4	1	22	15.7	<0.1
1472728	Drill Core	0.052	9.9	25	2.19	950	0.369	5.90	1.223	1.15	0.5	3.9	20	1.1	17.8	3.2	0.2	<1	19	13.6	0.2
1472729	Drill Core	0.047	7.2	32	1.94	392	0.401	7.94	2.284	1.46	0.3	5.6	16	2.7	12.2	3.8	0.2	<1	26	16.3	0.3
1472730	Drill Core	0.059	8.7	54	1.28	337	0.366	7.13	2.276	1.32	1.1	6.4	20	1.9	12.7	5.2	0.3	1	23	13.8	0.1
1472731	Drill Core	0.036	9.4	21	1.44	234	0.328	6.81	2.495	1.23	2.7	6.3	19	2.5	14.0	4.7	0.3	<1	23	12.0	0.2

This report supersedes all previous preliminary and final reports with this file number dated prior to the date on this certificate. Signature indicates final approval; preliminary reports are unsigned and should be used for reference only.

BUREAU VERITAS
MINERAL LABORATORIES
Canada

www.bureauveritas.com/um

Bureau Veritas Commodities Canada Ltd.

9050 Shaughnessy St Vancouver British Columbia V6P 6E5 Canada
PHONE (604) 253-3158

Client: **Goldstrike Resources Ltd.**
1010 - 1130 West Pender St.
Vancouver British Columbia V6E 4A4 Canada

Project: LUC
Report Date: October 18, 2018

CERTIFICATE OF ANALYSIS WHI18000396.1

	Method	MA200	MA200	MA200	MA200	MA200	MA200	MA200	AQ200	FA550
	Analyte	Rb	Hf	In	Re	Se	Te	Tl	Hg	Au
	Unit	ppm	ppm	ppm	ppm	ppm	ppm	ppm	ppm	gm/t
	MDL	0.1	0.1	0.05	0.005	1	0.5	0.5	0.01	0.9
1472707	Drill Core	48.9	0.4	<0.05	<0.005	<1	<0.5	<0.5	<0.01	
1472708	Drill Core	42.4	0.4	0.07	<0.005	<1	<0.5	<0.5	<0.01	
1472709	Drill Core	14.1	0.3	<0.05	<0.005	<1	0.6	<0.5	0.02	
1472710	Drill Core	12.9	0.4	<0.05	<0.005	<1	0.6	<0.5	0.02	
1472711	Drill Core	33.8	0.4	0.05	<0.005	<1	<0.5	<0.5	0.02	
1472712	Drill Core	1.0	0.3	<0.05	<0.005	<1	1.5	<0.5	0.08	
1472713	Drill Core	2.3	0.2	<0.05	0.015	1	1.6	<0.5	0.08	11.2
1472714	Drill Core	3.0	0.2	<0.05	0.005	1	1.4	<0.5	0.09	
1472715	Drill Core	4.5	0.2	<0.05	<0.005	<1	0.9	<0.5	0.06	
1472716	Drill Core	16.0	0.3	<0.05	<0.005	1	<0.5	<0.5	0.01	
1472717	Drill Core	24.7	0.2	<0.05	<0.005	<1	<0.5	<0.5	<0.01	
1472718	Drill Core	27.4	0.2	0.05	<0.005	<1	<0.5	<0.5	<0.01	
1472719	Drill Core	42.3	0.3	<0.05	<0.005	<1	0.9	<0.5	<0.01	
1472720	Drill Core	31.8	0.2	0.08	<0.005	<1	<0.5	<0.5	<0.01	
1472721	Drill Core	26.5	0.2	<0.05	<0.005	1	<0.5	<0.5	<0.01	
1472722	Drill Core	34.2	0.3	<0.05	<0.005	<1	<0.5	<0.5	<0.01	
1472723	Drill Core	52.3	0.3	0.06	<0.005	<1	0.8	<0.5	<0.01	
1472724	Drill Core	33.8	0.3	<0.05	<0.005	<1	0.5	<0.5	0.01	
1472725	Rock Pulp	20.4	1.1	<0.05	<0.005	<1	<0.5	<0.5	0.02	
1472726	Rock Pulp	9.3	0.9	8.84	0.013	4	8.0	2.4	3.09	
1472727	Drill Core	36.4	0.3	0.05	<0.005	<1	0.8	<0.5	<0.01	
1472728	Drill Core	36.4	0.2	0.05	<0.005	<1	1.3	<0.5	<0.01	
1472729	Drill Core	35.1	0.3	0.05	<0.005	<1	0.6	<0.5	<0.01	
1472730	Drill Core	39.3	0.3	<0.05	<0.005	<1	0.5	<0.5	0.01	
1472731	Drill Core	39.3	0.3	0.06	<0.005	<1	0.8	<0.5	<0.01	

This report supersedes all previous preliminary and final reports with this file number dated prior to the date on this certificate. Signature indicates final approval; preliminary reports are unsigned and should be used for reference only.

BUREAU VERITAS
MINERAL LABORATORIES
Canada

www.bureauveritas.com/um

Bureau Veritas Commodities Canada Ltd.
9050 Shaughnessy St Vancouver British Columbia V6P 6E5 Canada
PHONE (604) 253-3158

Client: **Goldstrike Resources Ltd.**
1010 - 1130 West Pender St.
Vancouver British Columbia V6E 4A4 Canada

Project: LUC
Report Date: October 18, 2018

QUALITY CONTROL REPORT WHI18000396.1

	Method	WGHT	FA350	MA200	MA200	MA200	MA200	MA200	MA200	MA200	MA200	MA200	MA200	MA200	MA200	MA200	MA200	MA200	MA200	MA200	MA200
	Analyte	Wgt	Au	Mo	Cu	Pb	Zn	Ag	Ni	Co	Mn	Fe	As	U	Th	Sr	Cd	Sb	Bi	V	Ca
	Unit	kg	ppb	ppm	ppm	ppm	ppm	ppm	ppm	ppm	ppm	%	ppm	ppm	ppm	ppm	ppm	ppm	ppm	ppm	%
	MDL	0.01	2	0.1	0.1	0.1	1	0.1	0.1	0.2	1	0.01	1	0.1	0.1	1	0.1	0.1	0.1	1	0.01
Pulp Duplicates																					
1472652	Drill Core	4.41	835	5.1	12.6	9.1	59	0.6	19.4	25.4	1298	5.89	7	0.6	2.2	230	0.5	2.1	<0.1	181	4.28
REP 1472652	QC		841																		
1472658	Drill Core	3.46	57	1.0	11.1	4.9	26	0.2	4.8	7.7	536	2.67	3	0.3	4.8	163	0.4	0.7	<0.1	67	2.19
REP 1472658	QC			0.8	12.1	5.0	28	0.2	4.4	8.9	509	2.68	4	0.3	5.5	174	0.4	0.7	<0.1	67	2.22
1472670	Drill Core	5.10	188	1.6	19.5	5.2	63	0.1	18.1	16.5	761	3.72	5	0.9	3.0	183	0.1	0.8	<0.1	105	4.38
REP 1472670	QC																				
1472685	Drill Core	4.26	2	1.2	17.8	4.9	82	<0.1	18.4	20.2	889	4.99	3	0.8	4.1	85	0.1	3.5	<0.1	124	3.47
REP 1472685	QC		3																		
1472691	Drill Core	5.09	5	1.2	48.0	4.6	72	<0.1	18.2	23.2	1147	5.02	5	1.0	2.0	159	0.2	0.8	<0.1	186	4.89
REP 1472691	QC			0.8	42.9	4.0	73	<0.1	17.0	20.8	1145	4.97	4	0.9	2.1	160	0.1	0.7	<0.1	184	4.89
1472704	Drill Core	4.92	176	2.5	15.1	5.6	48	0.2	12.0	12.5	632	3.32	4	0.7	5.4	135	0.2	0.7	<0.1	90	3.29
REP 1472704	QC																				
REP 1472713	QC																				
1472720	Drill Core	5.70	19	0.3	33.2	4.8	54	<0.1	5.2	8.5	656	3.57	5	0.5	4.4	116	<0.1	0.5	0.1	47	1.76
REP 1472720	QC			0.3	32.4	4.9	55	<0.1	5.4	8.3	706	3.61	5	0.5	4.8	118	<0.1	0.5	0.1	47	1.77
1472729	Drill Core	4.43	2	0.4	38.4	3.7	55	<0.1	16.2	24.7	789	5.68	5	0.6	2.4	178	<0.1	0.2	<0.1	197	3.77
REP 1472729	QC																				
Core Reject Duplicates																					
1472679	Drill Core	5.39	3	2.2	17.8	5.1	58	<0.1	17.9	18.6	896	4.37	5	0.9	3.0	179	<0.1	0.7	<0.1	130	4.55
DUP 1472679	QC		4	2.6	17.4	5.3	63	<0.1	18.9	22.0	880	4.44	5	0.9	3.1	193	<0.1	0.6	<0.1	133	4.67
1472713	Drill Core	3.08	8891	0.5	11.9	3.2	33	2.8	7.5	11.7	756	4.21	3	0.3	3.0	71	0.2	0.9	<0.1	100	3.45
DUP 1472713	QC		>10000	0.6	10.4	3.2	30	4.1	8.4	12.3	710	4.18	3	0.3	2.8	76	0.2	1.0	<0.1	101	3.33
Reference Materials																					
STD AGPROOF	Standard																				
STD DS11	Standard																				
STD DS11	Standard																				
STD DS11	Standard																				
STD OREAS25A-4A	Standard			1.9	33.9	23.3	50	<0.1	38.8	6.8	492	6.41	9	2.7	15.5	46	<0.1	0.9	0.3	157	0.28

This report supersedes all previous preliminary and final reports with this file number dated prior to the date on this certificate. Signature indicates final approval; preliminary reports are unsigned and should be used for reference only.

BUREAU VERITAS
MINERAL LABORATORIES
Canada

www.bureauveritas.com/um

Bureau Veritas Commodities Canada Ltd.
9050 Shaughnessy St Vancouver British Columbia V6P 6E5 Canada
PHONE (604) 253-3158

Client: **Goldstrike Resources Ltd.**
1010 - 1130 West Pender St.
Vancouver British Columbia V6E 4A4 Canada

Project: LUC
Report Date: October 18, 2018

QUALITY CONTROL REPORT WHI18000396.1

	Method	MA200	MA200	MA200	MA200	MA200	MA200	MA200	MA200	MA200	MA200	MA200	MA200	MA200	MA200	MA200	MA200	MA200	MA200	MA200	MA200
	Analyte	P	La	Cr	Mg	Ba	Ti	Al	Na	K	W	Zr	Ce	Sn	Y	Nb	Ta	Be	Sc	Li	S
	Unit	%	ppm	ppm	%	ppm	%	%	%	%	ppm	ppm	ppm	ppm	ppm	ppm	ppm	ppm	ppm	ppm	%
	MDL	0.001	0.1	1	0.01	1	0.001	0.01	0.001	0.01	0.1	0.1	1	0.1	0.1	0.1	0.1	1	1	0.1	0.1
Pulp Duplicates																					
1472652	Drill Core	0.067	11.1	29	2.02	385	0.395	6.42	3.502	0.68	10.0	5.2	24	0.8	9.8	2.7	0.2	<1	21	10.7	0.6
REP 1472652	QC																				
1472658	Drill Core	0.024	13.0	14	0.95	632	0.096	6.43	3.730	0.68	3.2	5.4	24	0.6	5.2	2.5	0.2	<1	10	8.6	0.4
REP 1472658	QC	0.025	13.8	14	0.95	672	0.100	6.52	3.767	0.69	3.3	5.6	26	0.6	5.1	2.5	0.2	<1	10	9.3	0.4
1472670	Drill Core	0.061	11.8	58	1.85	523	0.304	7.39	2.171	2.08	2.9	5.8	27	1.6	10.2	4.8	0.3	1	18	16.1	<0.1
REP 1472670	QC																				
1472685	Drill Core	0.063	16.4	63	1.59	203	0.389	7.75	0.031	1.40	0.6	7.1	29	1.8	14.7	5.6	0.4	<1	19	27.6	<0.1
REP 1472685	QC																				
1472691	Drill Core	0.058	11.0	43	2.14	585	0.395	6.96	0.826	1.59	0.7	3.9	21	0.8	14.9	3.6	0.2	<1	24	13.2	0.2
REP 1472691	QC	0.058	11.5	45	2.12	550	0.376	6.88	0.806	1.49	0.6	3.8	20	1.0	15.3	3.3	0.2	<1	22	13.0	0.1
1472704	Drill Core	0.039	15.1	41	1.43	334	0.265	6.61	2.688	1.57	4.5	7.6	28	1.0	11.6	5.3	0.4	<1	14	10.7	0.2
REP 1472704	QC																				
REP 1472713	QC																				
1472720	Drill Core	0.040	13.7	18	0.84	624	0.219	6.63	1.277	1.35	3.5	7.2	27	1.3	14.1	5.4	0.3	<1	15	21.6	0.2
REP 1472720	QC	0.040	14.3	18	0.85	665	0.222	6.68	1.278	1.40	3.4	7.0	28	1.6	14.7	5.4	0.4	<1	15	24.0	0.2
1472729	Drill Core	0.047	7.2	32	1.94	392	0.401	7.94	2.284	1.46	0.3	5.6	16	2.7	12.2	3.8	0.2	<1	26	16.3	0.3
REP 1472729	QC																				
Core Reject Duplicates																					
1472679	Drill Core	0.063	12.2	56	1.97	242	0.376	7.81	1.999	1.62	0.6	6.9	24	1.6	11.8	5.7	0.4	1	19	20.0	<0.1
DUP 1472679	QC	0.064	12.7	62	2.03	251	0.403	8.09	2.000	1.65	0.5	7.0	27	1.5	13.5	5.7	0.4	1	21	23.1	<0.1
1472713	Drill Core	0.034	8.6	6	1.37	53	0.150	6.44	4.834	0.35	7.5	4.5	16	0.7	5.2	2.4	0.2	<1	13	6.2	1.3
DUP 1472713	QC	0.032	7.7	6	1.30	56	0.152	6.25	4.802	0.38	8.4	4.8	15	0.8	5.3	2.6	0.2	<1	12	6.7	1.3
Reference Materials																					
STD AGPROOF	Standard																				
STD DS11	Standard																				
STD DS11	Standard																				
STD DS11	Standard																				
STD OREAS25A-4A	Standard	0.047	24.1	115	0.31	149	0.940	9.04	0.119	0.44	1.8	140.9	45	3.9	10.4	17.8	1.2	<1	12	36.7	<0.1

This report supersedes all previous preliminary and final reports with this file number dated prior to the date on this certificate. Signature indicates final approval; preliminary reports are unsigned and should be used for reference only.

BUREAU VERITAS
MINERAL LABORATORIES
Canada

www.bureauveritas.com/um

Bureau Veritas Commodities Canada Ltd.
9050 Shaughnessy St Vancouver British Columbia V6P 6E5 Canada
PHONE (604) 253-3158

Client: **Goldstrike Resources Ltd.**
1010 - 1130 West Pender St.
Vancouver British Columbia V6E 4A4 Canada

Project: LUC
Report Date: October 18, 2018

QUALITY CONTROL REPORT WHI18000396.1

	Method	MA200	MA200	MA200	MA200	MA200	MA200	MA200	AQ200	FA550
	Analyte	Rb	Hf	In	Re	Se	Te	Tl	Hg	Au
	Unit	ppm	ppm	ppm	ppm	ppm	ppm	ppm	ppm	gm/t
	MDL	0.1	0.1	0.05	0.005	1	0.5	0.5	0.01	0.9
Pulp Duplicates										
1472652	Drill Core	10.1	0.2	0.06	<0.005	1	1.6	<0.5	0.05	
REP 1472652	QC									
1472658	Drill Core	10.0	0.2	<0.05	<0.005	<1	<0.5	<0.5	0.01	
REP 1472658	QC	10.3	0.2	<0.05	<0.005	1	<0.5	<0.5		
1472670	Drill Core	43.7	0.3	<0.05	<0.005	<1	0.9	<0.5	<0.01	
REP 1472670	QC								<0.01	
1472685	Drill Core	26.6	0.4	<0.05	<0.005	<1	<0.5	<0.5	<0.01	
REP 1472685	QC									
1472691	Drill Core	56.5	0.3	0.05	<0.005	<1	0.8	<0.5	<0.01	
REP 1472691	QC	62.9	0.3	<0.05	<0.005	<1	0.8	<0.5		
1472704	Drill Core	28.6	0.3	<0.05	<0.005	<1	0.5	<0.5	0.02	
REP 1472704	QC								0.01	
REP 1472713	QC									9.4
1472720	Drill Core	31.8	0.2	0.08	<0.005	<1	<0.5	<0.5	<0.01	
REP 1472720	QC	33.3	0.3	0.09	<0.005	1	<0.5	<0.5		
1472729	Drill Core	35.1	0.3	0.05	<0.005	<1	0.6	<0.5	<0.01	
REP 1472729	QC								<0.01	
Core Reject Duplicates										
1472679	Drill Core	40.2	0.4	<0.05	<0.005	<1	1.2	<0.5	0.01	
DUP 1472679	QC	43.0	0.4	0.06	<0.005	<1	0.9	<0.5	<0.01	
1472713	Drill Core	2.3	0.2	<0.05	0.015	1	1.6	<0.5	0.08	11.2
DUP 1472713	QC	2.2	0.2	0.05	0.014	1	1.9	<0.5	0.09	10.1
Reference Materials										
STD AGPROOF	Standard									<0.9
STD DS11	Standard								0.26	
STD DS11	Standard								0.30	
STD DS11	Standard								0.27	
STD OREAS25A-4A	Standard	55.5	4.5	0.07	<0.005	1	<0.5	<0.5		

This report supersedes all previous preliminary and final reports with this file number dated prior to the date on this certificate. Signature indicates final approval; preliminary reports are unsigned and should be used for reference only.

BUREAU VERITAS
MINERAL LABORATORIES
Canada

www.bureauveritas.com/um

Bureau Veritas Commodities Canada Ltd.
9050 Shaughnessy St Vancouver British Columbia V6P 6E5 Canada
PHONE (604) 253-3158

Client: **Goldstrike Resources Ltd.**
1010 - 1130 West Pender St.
Vancouver British Columbia V6E 4A4 Canada

Project: LUC
Report Date: October 18, 2018

QUALITY CONTROL REPORT WHI18000396.1

		WGHT	FA350	MA200	MA200	MA200	MA200	MA200	MA200	MA200	MA200	MA200	MA200	MA200	MA200	MA200	MA200	MA200	MA200	MA200	MA200
		Wgt	Au	Mo	Cu	Pb	Zn	Ag	Ni	Co	Mn	Fe	As	U	Th	Sr	Cd	Sb	Bi	V	Ca
		kg	ppb	ppm	ppm	ppm	ppm	ppm	ppm	ppm	ppm	%	ppm	ppm	ppm	ppm	ppm	ppm	ppm	ppm	%
		0.01	2	0.1	0.1	0.1	1	0.1	0.1	0.2	1	0.01	1	0.1	0.1	1	0.1	0.1	0.1	1	0.01
STD OREAS25A-4A	Standard			2.2	30.9	23.4	46	<0.1	45.6	8.5	494	6.44	9	2.6	13.5	41	<0.1	0.6	0.4	156	0.34
STD OREAS25A-4A	Standard			2.3	33.0	24.3	42	<0.1	44.7	7.3	508	6.32	10	2.8	16.7	45	<0.1	0.6	0.3	150	0.29
STD OREAS45EA	Standard																				
STD OREAS45EA	Standard																				
STD OREAS45EA	Standard																				
STD OREAS45E	Standard			2.3	767.1	18.7	51	0.3	457.4	56.9	598	23.43	16	2.5	13.0	19	0.1	0.9	0.3	318	0.07
STD OREAS45E	Standard			2.3	759.9	16.8	48	0.3	451.2	57.2	537	23.71	16	2.2	12.8	15	<0.1	0.9	0.3	313	0.06
STD OREAS45E	Standard			2.3	713.4	17.6	43	0.3	427.9	53.5	524	22.37	15	2.5	14.1	15	<0.1	0.9	0.3	296	0.05
STD OXC145	Standard		212																		
STD OXC145	Standard		214																		
STD OXC145	Standard		202																		
STD OXC145	Standard		205																		
STD OXH139	Standard		1360																		
STD OXH139	Standard		1361																		
STD OXH139	Standard		1370																		
STD OXH139	Standard		1343																		
STD OXQ114	Standard																				
STD SP49	Standard																				
STD DS11 Expected																					
STD OREAS25A-4A Expected				2.55	33.9	25.2	44.4		45.8	8.2	470	6.6	9.94	2.94	15.8	48.5		0.67	0.35	157	0.309
STD OREAS45E Expected				2.4	780	18.2	46.7	0.311	454	57	570	24.12	16.3	2.41	12.9	15.9	0.06	1	0.28	322	0.065
STD AGPROOF Expected																					
STD SP49 Expected																					
STD OXQ114 Expected																					
STD OXC145 Expected			212																		
STD OXH139 Expected			1312																		
BLK	Blank																				
BLK	Blank		<2																		
BLK	Blank		<2																		

This report supersedes all previous preliminary and final reports with this file number dated prior to the date on this certificate. Signature indicates final approval; preliminary reports are unsigned and should be used for reference only.

BUREAU VERITAS
MINERAL LABORATORIES
Canada

www.bureauveritas.com/um

Bureau Veritas Commodities Canada Ltd.
9050 Shaughnessy St Vancouver British Columbia V6P 6E5 Canada
PHONE (604) 253-3158

Client: **Goldstrike Resources Ltd.**
1010 - 1130 West Pender St.
Vancouver British Columbia V6E 4A4 Canada

Project: LUC
Report Date: October 18, 2018

QUALITY CONTROL REPORT WHI18000396.1

		MA200 P % 0.001	MA200 La ppm 0.1	MA200 Cr ppm 1	MA200 Mg % 0.01	MA200 Ba ppm 1	MA200 Ti % 0.001	MA200 Al % 0.01	MA200 Na % 0.001	MA200 K % 0.01	MA200 W ppm 0.1	MA200 Zr ppm 0.1	MA200 Ce ppm 1	MA200 Sn ppm 0.1	MA200 Y ppm 0.1	MA200 Nb ppm 0.1	MA200 Ta ppm 0.1	MA200 Be ppm 1	MA200 Sc ppm 1	MA200 Li ppm 0.1	MA200 S % 0.1
STD OREAS25A-4A	Standard	0.044	18.6	107	0.29	130	0.949	8.73	0.118	0.48	1.9	158.8	44	3.7	9.6	19.5	1.5	1	12	34.7	<0.1
STD OREAS25A-4A	Standard	0.049	21.6	113	0.32	143	0.894	8.85	0.128	0.47	2.2	156.3	47	3.8	10.6	19.0	1.4	1	13	37.3	<0.1
STD OREAS45EA	Standard																				
STD OREAS45EA	Standard																				
STD OREAS45EA	Standard																				
STD OREAS45E	Standard	0.035	12.7	933	0.16	266	0.520	6.64	0.054	0.32	1.0	93.7	26	1.3	8.5	6.2	0.5	<1	96	6.3	<0.1
STD OREAS45E	Standard	0.031	11.0	985	0.14	225	0.527	6.81	0.053	0.34	1.0	96.6	23	1.1	7.0	5.7	0.5	<1	87	6.7	<0.1
STD OREAS45E	Standard	0.032	10.4	904	0.15	221	0.486	6.32	0.054	0.32	1.0	95.2	23	1.1	7.8	5.9	0.5	<1	82	6.2	<0.1
STD OXC145	Standard																				
STD OXC145	Standard																				
STD OXC145	Standard																				
STD OXC145	Standard																				
STD OXH139	Standard																				
STD OXH139	Standard																				
STD OXH139	Standard																				
STD OXH139	Standard																				
STD OXQ114	Standard																				
STD SP49	Standard																				
STD DS11 Expected																					
STD OREAS25A-4A Expected		0.048	21.8	115	0.327	147	0.977	8.87	0.134	0.482	2	155	48.9	4.06	10.5	20.9	1.5	0.93	13.7	36.7	0.047
STD OREAS45E Expected		0.034	11	979	0.156	252	0.559	6.78	0.059	0.324	1.07	97	23.5	1.32	8.28	6.8	0.54		93	6.58	0.046
STD AGPROOF Expected																					
STD SP49 Expected																					
STD OXQ114 Expected																					
STD OXC145 Expected																					
STD OXH139 Expected																					
BLK	Blank																				
BLK	Blank																				
BLK	Blank																				

This report supersedes all previous preliminary and final reports with this file number dated prior to the date on this certificate. Signature indicates final approval; preliminary reports are unsigned and should be used for reference only.

BUREAU VERITAS
MINERAL LABORATORIES
Canada

www.bureauveritas.com/um

Bureau Veritas Commodities Canada Ltd.
9050 Shaughnessy St Vancouver British Columbia V6P 6E5 Canada
PHONE (604) 253-3158

Client: **Goldstrike Resources Ltd.**
1010 - 1130 West Pender St.
Vancouver British Columbia V6E 4A4 Canada

Project: LUC
Report Date: October 18, 2018

QUALITY CONTROL REPORT WHI18000396.1

		MA200 Rb ppm 0.1	MA200 Hf ppm 0.1	MA200 In ppm 0.05	MA200 Re ppm 0.005	MA200 Se ppm 1	MA200 Te ppm 0.5	MA200 Tl ppm 0.5	AQ200 Hg ppm 0.01	FA550 Au gm/t 0.9
STD OREAS25A-4A	Standard	53.0	3.8	0.07	<0.005	3	<0.5	<0.5		
STD OREAS25A-4A	Standard	57.4	4.2	0.09	<0.005	3	<0.5	<0.5		
STD OREAS45EA	Standard								<0.01	
STD OREAS45EA	Standard								0.01	
STD OREAS45EA	Standard								0.01	
STD OREAS45E	Standard	21.7	3.1	0.12	<0.005	2	<0.5	<0.5		
STD OREAS45E	Standard	20.8	2.7	0.09	<0.005	3	<0.5	<0.5		
STD OREAS45E	Standard	19.8	3.0	0.08	<0.005	2	<0.5	<0.5		
STD OXC145	Standard									
STD OXC145	Standard									
STD OXC145	Standard									
STD OXC145	Standard									
STD OXH139	Standard									
STD OXH139	Standard									
STD OXH139	Standard									
STD OXH139	Standard									
STD OXQ114	Standard									34.9
STD SP49	Standard									18.1
STD DS11 Expected									0.26	
STD OREAS25A-4A Expected		61	4.28	0.09		2.5		0.35		
STD OREAS45E Expected		21.2	3.11	0.099		2.97	0.1	0.15		
STD AGPROOF Expected										0
STD SP49 Expected										18.34
STD OXQ114 Expected										35.2
STD OXC145 Expected										
STD OXH139 Expected										
BLK	Blank								<0.01	
BLK	Blank									
BLK	Blank									

This report supersedes all previous preliminary and final reports with this file number dated prior to the date on this certificate. Signature indicates final approval; preliminary reports are unsigned and should be used for reference only.

BUREAU VERITAS
MINERAL LABORATORIES
Canada

www.bureauveritas.com/um

Bureau Veritas Commodities Canada Ltd.

9050 Shaughnessy St Vancouver British Columbia V6P 6E5 Canada
PHONE (604) 253-3158

Client: **Goldstrike Resources Ltd.**
1010 - 1130 West Pender St.
Vancouver British Columbia V6E 4A4 Canada

Project: LUC
Report Date: October 18, 2018

QUALITY CONTROL REPORT WHI18000396.1

		WGHT	FA350	MA200	MA200	MA200	MA200	MA200	MA200	MA200	MA200	MA200	MA200	MA200	MA200	MA200	MA200	MA200	MA200	MA200	MA200
		Wgt	Au	Mo	Cu	Pb	Zn	Ag	Ni	Co	Mn	Fe	As	U	Th	Sr	Cd	Sb	Bi	V	Ca
		kg	ppb	ppm	ppm	ppm	ppm	ppm	ppm	ppm	ppm	%	ppm	ppm	ppm	ppm	ppm	ppm	ppm	ppm	%
		0.01	2	0.1	0.1	0.1	1	0.1	0.1	0.2	1	0.01	1	0.1	0.1	1	0.1	0.1	0.1	1	0.01
BLK	Blank		<2																		
BLK	Blank		<2																		
BLK	Blank		3																		
BLK	Blank		<2																		
BLK	Blank																				
BLK	Blank																				
BLK	Blank			<0.1	<0.1	<0.1	<1	<0.1	<0.1	<0.2	2	<0.01	<1	<0.1	<0.1	<1	<0.1	<0.1	<0.1	<1	0.01
BLK	Blank			<0.1	<0.1	<0.1	<1	<0.1	<0.1	<0.2	<1	<0.01	<1	<0.1	<0.1	<1	<0.1	<0.1	<0.1	<1	<0.01
BLK	Blank			<0.1	0.4	<0.1	<1	<0.1	<0.1	<0.2	<1	<0.01	1	<0.1	<0.1	<1	<0.1	<0.1	<0.1	<1	<0.01
BLK	Blank																				
BLK	Blank		<2																		
BLK	Blank		<2																		
Prep Wash																					
ROCK-WHI	Prep Blank		<2	1.1	7.2	2.7	37	<0.1	1.9	4.3	676	2.24	2	1.0	2.4	206	<0.1	0.2	0.2	40	1.79
ROCK-WHI	Prep Blank		<2	1.1	11.7	2.7	41	<0.1	1.5	4.1	642	2.20	2	1.0	2.3	196	<0.1	0.1	<0.1	39	1.54

This report supersedes all previous preliminary and final reports with this file number dated prior to the date on this certificate. Signature indicates final approval; preliminary reports are unsigned and should be used for reference only.

BUREAU VERITAS
MINERAL LABORATORIES
Canada

www.bureauveritas.com/um

Bureau Veritas Commodities Canada Ltd.

9050 Shaughnessy St Vancouver British Columbia V6P 6E5 Canada
PHONE (604) 253-3158

Client: **Goldstrike Resources Ltd.**
1010 - 1130 West Pender St.
Vancouver British Columbia V6E 4A4 Canada

Project: LUC
Report Date: October 18, 2018

QUALITY CONTROL REPORT WHI18000396.1

		MA200 P % 0.001	MA200 La ppm 0.1	MA200 Cr ppm 1	MA200 Mg % 0.01	MA200 Ba ppm 1	MA200 Ti % 0.001	MA200 Al % 0.01	MA200 Na % 0.001	MA200 K % 0.01	MA200 W ppm 0.1	MA200 Zr ppm 0.1	MA200 Ce ppm 1	MA200 Sn ppm 0.1	MA200 Y ppm 0.1	MA200 Nb ppm 0.1	MA200 Ta ppm 0.1	MA200 Be ppm 1	MA200 Sc ppm 1	MA200 Li ppm 0.1	MA200 S % 0.1
BLK	Blank																				
BLK	Blank																				
BLK	Blank																				
BLK	Blank																				
BLK	Blank																				
BLK	Blank																				
BLK	Blank	<0.001	<0.1	2	<0.01	<1	<0.001	<0.01	0.004	<0.01	<0.1	<0.1	<1	<0.1	<0.1	<0.1	<0.1	<1	<1	<0.1	<0.1
BLK	Blank	<0.001	<0.1	1	<0.01	<1	<0.001	<0.01	<0.001	<0.01	<0.1	<0.1	<1	<0.1	<0.1	<0.1	<0.1	<1	<1	<0.1	<0.1
BLK	Blank	<0.001	<0.1	<1	<0.01	<1	<0.001	<0.01	0.005	<0.01	<0.1	<0.1	<1	<0.1	<0.1	<0.1	<0.1	<1	<1	<0.1	<0.1
BLK	Blank																				
BLK	Blank																				
BLK	Blank																				
Prep Wash																					
ROCK-WHI	Prep Blank	0.036	11.0	5	0.52	797	0.195	7.05	3.300	1.41	0.3	52.0	22	0.9	14.1	5.1	0.4	<1	7	2.8	<0.1
ROCK-WHI	Prep Blank	0.036	10.0	4	0.52	845	0.192	6.89	3.347	1.71	0.2	53.9	21	0.7	14.1	5.4	0.4	<1	7	2.8	<0.1

This report supersedes all previous preliminary and final reports with this file number dated prior to the date on this certificate. Signature indicates final approval; preliminary reports are unsigned and should be used for reference only.

BUREAU VERITAS
MINERAL LABORATORIES
Canada

www.bureauveritas.com/um

Bureau Veritas Commodities Canada Ltd.

9050 Shaughnessy St Vancouver British Columbia V6P 6E5 Canada
PHONE (604) 253-3158

Client: **Goldstrike Resources Ltd.**
1010 - 1130 West Pender St.
Vancouver British Columbia V6E 4A4 Canada

Project: LUC
Report Date: October 18, 2018

QUALITY CONTROL REPORT WHI18000396.1

		MA200 Rb ppm 0.1	MA200 Hf ppm 0.1	MA200 In ppm 0.05	MA200 Re ppm 0.005	MA200 Se ppm 1	MA200 Te ppm 0.5	MA200 Tl ppm 0.5	AQ200 Hg ppm 0.01	FA550 Au gm/t 0.9
BLK	Blank									
BLK	Blank									
BLK	Blank									
BLK	Blank									
BLK	Blank								<0.01	
BLK	Blank								<0.01	
BLK	Blank	0.2	<0.1	<0.05	<0.005	<1	<0.5	<0.5		
BLK	Blank	0.3	<0.1	<0.05	<0.005	1	<0.5	<0.5		
BLK	Blank	0.2	<0.1	<0.05	<0.005	1	<0.5	<0.5		
BLK	Blank									<0.9
BLK	Blank									
BLK	Blank									
Prep Wash										
ROCK-WHI	Prep Blank	31.0	1.4	0.06	<0.005	<1	<0.5	<0.5	<0.01	
ROCK-WHI	Prep Blank	32.0	1.6	<0.05	<0.005	<1	<0.5	<0.5	<0.01	

This report supersedes all previous preliminary and final reports with this file number dated prior to the date on this certificate. Signature indicates final approval; preliminary reports are unsigned and should be used for reference only.

DDLS-18-07 Assay Certificate WHI18000438.1

BUREAU VERITAS
MINERAL LABORATORIES
Canada

www.bureauveritas.com/um

Bureau Veritas Commodities Canada Ltd.
9050 Shaughnessy St Vancouver British Columbia V6P 6E5 Canada
PHONE (604) 253-3158

Client: **Goldstrike Resources Ltd.**
1010 - 1130 West Pender St.
Vancouver British Columbia V6E 4A4 Canada

Submitted By:	Dan Ferraro
Receiving Lab:	Canada-Whitehorse
Received:	July 23, 2018
Report Date:	October 18, 2018
Page:	1 of 5

CERTIFICATE OF ANALYSIS WHI18000438.1

CLIENT JOB INFORMATION

Project:	LUC
Shipment ID:	DDLS-18-07
P.O. Number	
Number of Samples:	91

SAMPLE DISPOSAL

STOR-PLP	Store After 90 days Invoice for Storage
STOR-RJT	Store After 60 days Invoice for Storage

Bureau Veritas does not accept responsibility for samples left at the laboratory after 90 days without prior written instructions for sample storage or return.

SAMPLE PREPARATION AND ANALYTICAL PROCEDURES

Procedure Code	Number of Samples	Code Description	Test Wgt (g)	Report Status	Lab
PRP70-250	85	Crush, split and pulverize 250 g rock to 200 mesh			WHI
SLBHP	6	Sort, label and box pulps			WHI
FA350-Au	91	50g Fire assay fusion Au by ICP-ES	50	Completed	VAN
EN002	91	Environmental disposal charge-Fire assay lead waste			VAN
MA200	91	4 Acid digestion ICP-MS analysis	0.25	Completed	VAN
AQ200-HG	91	Hg by AR digestion ICP-MS analysis	0.5	Completed	VAN
SHP01	91	Per sample shipping charges for branch shipments			VAN
FA550	1	Lead collection fire assay 50G fusion - Grav finish	50	Completed	VAN

ADDITIONAL COMMENTS

Invoice To: Luckystrike Resources Ltd.
1010 – 1130 West Pender Street
Vancouver British Columbia V6E 4A4
Canada

CC: Daithi Mac Gerailt

BRITISH COLUMBIA CERTIFIED ASSAYER
Marcus Lau
MARCUS LAU
Production Manager

This report supersedes all previous preliminary and final reports with this file number dated prior to the date on this certificate. Signature indicates final approval; preliminary reports are unsigned and should be used for reference only.
All results are considered the confidential property of the client. Bureau Veritas assumes the liabilities for actual cost of analysis only. Results apply to samples as submitted.
"*" asterisk indicates that an analytical result could not be provided due to unusually high levels of interference from other elements.

BUREAU VERITAS
MINERAL LABORATORIES
Canada

www.bureauveritas.com/um

Bureau Veritas Commodities Canada Ltd.

9050 Shaughnessy St Vancouver British Columbia V6P 6E5 Canada
PHONE (604) 253-3158

Client: **Goldstrike Resources Ltd.**
1010 - 1130 West Pender St.
Vancouver British Columbia V6E 4A4 Canada

Project: LUC
Report Date: October 18, 2018

CERTIFICATE OF ANALYSIS WHI18000438.1

	Method	WGHT	FA350	MA200	MA200	MA200	MA200	MA200	MA200	MA200	MA200	MA200	MA200	MA200	MA200	MA200	MA200	MA200	MA200	MA200	MA200
	Analyte	Wgt	Au	Mo	Cu	Pb	Zn	Ag	Ni	Co	Mn	Fe	As	U	Th	Sr	Cd	Sb	Bi	V	Ca
	Unit	kg	ppb	ppm	ppm	ppm	ppm	ppm	ppm	ppm	ppm	%	ppm	ppm	ppm	ppm	ppm	ppm	ppm	ppm	%
	MDL	0.01	2	0.1	0.1	0.1	1	0.1	0.1	0.2	1	0.01	1	0.1	0.1	1	0.1	0.1	0.1	1	0.01
1472732	Drill Core	2.13	3	3.1	41.5	8.1	70	0.4	22.0	29.0	1631	6.25	4	0.7	2.0	184	0.1	0.6	<0.1	244	3.81
1472733	Drill Core	3.88	<2	0.9	20.5	4.4	73	<0.1	12.1	25.9	1482	6.18	5	0.5	2.9	181	0.2	0.4	<0.1	247	3.51
1472734	Drill Core	2.38	7	0.9	50.7	4.6	73	0.1	27.4	36.0	2037	7.56	5	0.6	0.6	295	<0.1	1.1	<0.1	339	7.30
1472735	Drill Core	2.95	<2	0.7	20.7	4.7	68	<0.1	7.9	22.1	1189	5.81	6	0.8	3.0	155	0.2	1.1	<0.1	185	4.27
1472736	Drill Core	5.95	<2	1.5	26.5	6.1	72	<0.1	14.6	26.8	1345	6.11	6	0.6	2.1	202	0.1	1.8	<0.1	219	5.77
1472737	Drill Core	3.55	2	1.4	47.4	5.3	67	<0.1	15.4	27.8	1448	6.28	9	0.6	1.7	284	<0.1	2.5	<0.1	244	5.67
1472738	Drill Core	3.97	<2	3.7	29.7	7.0	86	<0.1	26.9	39.2	1733	8.30	9	0.8	0.8	258	0.2	4.4	<0.1	339	5.96
1472739	Drill Core	4.14	2	4.0	67.0	7.0	81	<0.1	24.7	36.9	1647	8.21	6	1.0	1.5	225	<0.1	4.0	<0.1	368	5.76
1472740	Drill Core	4.09	1541	3.3	21.8	8.3	68	1.6	18.9	32.0	2009	6.52	9	0.7	1.8	214	0.7	4.3	<0.1	204	7.86
1472741	Drill Core	3.93	79	2.0	16.7	8.7	81	0.2	18.2	19.2	1294	5.52	12	0.7	3.2	261	0.3	4.7	<0.1	112	5.82
1472742	Drill Core	3.84	32	2.2	11.3	7.5	82	0.2	20.3	29.7	1190	6.98	8	1.1	2.0	181	0.2	3.0	<0.1	263	5.48
1472743	Drill Core	4.19	98	3.0	18.3	4.5	61	<0.1	11.8	22.6	985	5.37	6	0.9	2.4	129	<0.1	5.0	<0.1	198	4.56
1472744	Drill Core	4.76	<2	4.6	15.6	4.5	63	<0.1	7.5	21.4	919	5.46	6	1.0	3.5	132	<0.1	4.1	<0.1	153	4.09
1472745	Drill Core	4.42	178	4.7	30.4	4.8	60	<0.1	8.1	19.4	773	5.48	6	0.9	3.1	130	<0.1	4.6	<0.1	131	2.96
1472746	Drill Core	5.14	<2	3.1	25.9	5.6	56	<0.1	12.1	24.8	941	6.10	7	1.0	3.4	140	<0.1	3.2	<0.1	179	3.63
1472747	Drill Core	4.03	4	2.2	30.4	7.1	57	<0.1	10.5	21.3	824	5.20	7	0.9	3.1	308	<0.1	1.9	<0.1	135	4.96
1472748	Drill Core	3.76	371	2.0	25.9	8.3	56	0.4	9.3	22.9	1505	6.79	9	1.0	1.9	218	0.2	2.0	0.1	217	4.98
1472749	Drill Core	4.31	3	1.1	15.6	6.0	65	<0.1	8.7	23.9	972	6.07	8	1.1	2.7	215	<0.1	1.7	<0.1	209	5.80
1472750	Rock Pulp	0.05	4	8.2	48.0	5.8	62	0.1	39.8	12.9	863	4.35	7	0.6	1.9	317	0.1	0.9	<0.1	124	3.09
1472751	Rock Pulp	0.05	232	202.2	1982.3	44.1	298	0.6	36.7	15.1	792	4.39	18	0.8	1.9	289	0.8	1.9	0.3	125	2.82
1472752	Drill Core	4.18	2	0.7	19.1	4.7	72	<0.1	8.7	24.1	956	6.05	7	0.9	2.4	162	<0.1	1.4	<0.1	204	3.55
1472753	Drill Core	4.37	<2	0.4	6.3	4.3	80	<0.1	8.9	25.9	926	6.38	5	0.9	3.5	160	<0.1	1.1	<0.1	245	3.07
1472754	Drill Core	5.44	3	0.4	28.2	4.1	66	<0.1	7.8	22.0	973	6.25	4	0.8	3.1	231	<0.1	1.5	<0.1	216	4.23
1472755	Drill Core	4.19	<2	0.6	14.5	4.2	59	<0.1	8.1	22.9	1084	6.04	5	1.1	3.5	236	<0.1	1.7	<0.1	252	4.18
1472756	Drill Core	4.20	2	0.4	18.8	4.9	55	<0.1	6.7	20.8	1172	5.43	6	0.7	3.7	182	<0.1	1.7	<0.1	203	4.16
1472757	Drill Core	4.91	3	0.5	10.5	4.6	71	<0.1	11.2	26.2	1260	6.17	6	0.6	2.1	175	<0.1	1.9	<0.1	248	5.00
1472758	Drill Core	4.02	57	1.3	38.8	14.6	74	0.2	21.4	27.4	1372	6.41	9	0.9	2.0	377	<0.1	8.1	<0.1	237	5.19
1472759	Drill Core	1.29	36	1.0	5.5	7.0	36	0.3	4.9	6.9	760	2.34	20	0.4	0.1	165	0.2	7.4	<0.1	20	5.66
1472760	Drill Core	3.07	47	0.9	8.3	25.7	75	0.2	12.9	21.5	1157	4.72	40	1.3	1.8	682	0.2	28.7	<0.1	153	4.11
1472761	Drill Core	5.34	20	1.4	30.6	43.4	61	0.2	20.9	17.0	958	4.46	17	1.1	2.6	430	<0.1	3.6	<0.1	128	5.07

This report supersedes all previous preliminary and final reports with this file number dated prior to the date on this certificate. Signature indicates final approval; preliminary reports are unsigned and should be used for reference only.

BUREAU VERITAS MINERAL LABORATORIES Canada

www.bureauveritas.com/um

Bureau Veritas Commodities Canada Ltd.

9050 Shaughnessy St Vancouver British Columbia V6P 6E5 Canada
PHONE (604) 253-3158

Client: **Goldstrike Resources Ltd.**
1010 - 1130 West Pender St.
Vancouver British Columbia V6E 4A4 Canada

Project: LUC
Report Date: October 18, 2018

CERTIFICATE OF ANALYSIS WHI18000438.1

	Method	MA200	MA200	MA200	MA200	MA200	MA200	MA200	MA200	MA200	MA200	MA200	MA200	MA200	MA200	MA200	MA200	MA200	MA200	MA200	MA200
	Analyte	P	La	Cr	Mg	Ba	Ti	Al	Na	K	W	Zr	Ce	Sn	Y	Nb	Ta	Be	Sc	Li	S
	Unit	%	ppm	ppm	%	ppm	%	%	%	%	ppm	ppm	ppm	ppm	ppm	ppm	ppm	ppm	ppm	ppm	%
	MDL	0.001	0.1	1	0.01	1	0.001	0.01	0.001	0.01	0.1	0.1	1	0.1	0.1	0.1	0.1	1	1	0.1	0.1
1472732	Drill Core	0.062	7.8	45	1.71	389	0.454	6.47	3.341	0.63	3.5	10.0	18	1.7	20.4	3.3	0.2	<1	28	13.7	<0.1
1472733	Drill Core	0.077	6.7	27	2.10	342	0.482	7.31	4.028	0.67	0.8	9.5	15	1.1	15.7	4.2	0.3	<1	27	15.3	<0.1
1472734	Drill Core	0.071	8.4	42	2.42	240	0.719	6.64	2.543	1.21	2.4	8.2	19	0.9	34.0	2.0	0.1	<1	37	16.2	<0.1
1472735	Drill Core	0.120	9.0	20	0.63	424	0.401	7.27	2.217	1.78	0.5	4.5	22	2.2	13.9	5.2	0.3	2	25	13.2	<0.1
1472736	Drill Core	0.122	8.7	61	0.95	424	0.474	6.96	2.128	1.76	0.5	4.5	20	1.1	13.7	5.6	0.3	1	27	14.3	<0.1
1472737	Drill Core	0.086	8.4	28	0.95	234	0.506	7.07	1.245	1.63	0.4	4.8	20	1.2	14.9	3.2	0.2	2	27	18.8	<0.1
1472738	Drill Core	0.080	6.7	43	1.33	209	0.836	7.23	0.865	1.33	0.6	8.5	17	1.5	25.1	2.5	0.2	1	37	17.2	<0.1
1472739	Drill Core	0.094	10.2	36	1.49	199	0.996	8.04	0.087	1.86	0.5	8.4	23	1.3	23.7	6.0	0.3	1	40	21.3	<0.1
1472740	Drill Core	0.069	9.2	16	2.23	175	0.315	5.96	0.049	0.71	1.9	5.6	18	0.9	13.9	2.9	0.2	<1	23	26.6	<0.1
1472741	Drill Core	0.096	13.2	73	1.29	292	0.309	7.14	0.041	1.03	1.0	3.8	24	0.9	10.4	6.3	0.4	1	22	34.3	<0.1
1472742	Drill Core	0.089	10.9	45	1.39	198	0.713	7.75	0.258	1.61	2.4	7.1	24	1.6	15.5	6.7	0.4	2	30	25.5	<0.1
1472743	Drill Core	0.042	11.8	34	1.33	244	0.501	6.65	0.025	1.33	1.5	4.9	22	0.9	12.0	4.0	0.3	<1	24	26.6	<0.1
1472744	Drill Core	0.053	11.1	25	1.26	372	0.565	7.70	0.153	1.55	0.4	5.8	23	1.0	10.6	7.2	0.6	<1	25	26.7	<0.1
1472745	Drill Core	0.071	13.0	24	1.28	366	0.443	7.64	0.029	1.65	2.0	5.6	27	0.8	13.5	8.2	0.5	<1	25	32.3	<0.1
1472746	Drill Core	0.053	15.2	37	1.54	258	0.456	7.77	0.054	1.31	0.5	5.6	30	1.1	14.2	5.4	0.4	1	25	30.3	<0.1
1472747	Drill Core	0.058	14.3	25	1.22	1339	0.404	7.51	0.178	1.71	0.7	4.2	26	1.3	10.7	6.4	0.4	<1	22	27.9	<0.1
1472748	Drill Core	0.094	11.0	20	1.63	356	0.491	6.94	2.089	1.09	0.7	5.0	23	1.4	16.2	5.9	0.4	<1	24	15.0	<0.1
1472749	Drill Core	0.101	10.7	25	1.48	404	0.464	7.21	1.361	1.39	0.7	4.9	24	1.0	15.1	5.0	0.4	2	24	19.7	<0.1
1472750	Rock Pulp	0.062	8.7	57	1.39	539	0.368	6.46	2.496	0.96	0.9	26.0	18	1.7	14.7	4.0	0.2	<1	17	13.9	<0.1
1472751	Rock Pulp	0.061	10.0	57	1.40	630	0.371	6.45	2.372	1.01	9.1	30.3	19	1.8	15.3	4.1	0.3	<1	15	15.3	0.3
1472752	Drill Core	0.109	11.5	24	1.66	525	0.484	7.34	2.098	1.39	0.8	6.0	25	1.0	15.8	5.1	0.4	1	26	19.9	<0.1
1472753	Drill Core	0.116	9.6	25	1.97	715	0.497	7.59	2.241	1.93	0.8	5.6	22	1.0	13.9	4.1	0.3	<1	24	25.1	<0.1
1472754	Drill Core	0.116	9.2	23	1.43	662	0.476	7.39	2.336	1.54	0.8	5.8	21	1.2	15.1	4.9	0.4	<1	26	21.3	<0.1
1472755	Drill Core	0.118	11.0	25	1.58	710	0.589	7.57	2.175	1.69	0.5	7.0	26	1.3	15.1	6.9	0.6	1	26	20.2	<0.1
1472756	Drill Core	0.095	10.4	18	1.66	195	0.459	6.90	1.693	1.14	0.5	5.6	23	0.8	14.2	5.7	0.4	<1	23	21.0	<0.1
1472757	Drill Core	0.101	8.6	24	1.89	1916	0.524	7.16	1.947	1.09	0.9	6.8	20	1.0	15.2	3.7	0.3	<1	26	22.0	<0.1
1472758	Drill Core	0.083	9.0	54	2.06	397	0.501	7.05	1.094	1.18	2.8	5.9	21	1.0	15.1	4.0	0.3	<1	26	28.7	<0.1
1472759	Drill Core	0.006	1.2	2	1.48	1851	0.009	0.38	0.015	0.07	0.3	1.1	2	<0.1	2.9	<0.1	<0.1	<1	3	9.8	<0.1
1472760	Drill Core	0.038	9.3	29	1.47	1702	0.218	6.42	0.025	1.24	5.3	8.2	20	0.7	7.1	1.8	0.1	1	21	33.2	<0.1
1472761	Drill Core	0.064	15.6	129	1.50	347	0.292	7.21	0.028	1.12	0.5	5.0	29	1.0	12.2	3.0	0.2	<1	20	30.5	<0.1

This report supersedes all previous preliminary and final reports with this file number dated prior to the date on this certificate. Signature indicates final approval; preliminary reports are unsigned and should be used for reference only.

BUREAU VERITAS
MINERAL LABORATORIES
Canada

www.bureauveritas.com/um

Bureau Veritas Commodities Canada Ltd.

9050 Shaughnessy St Vancouver British Columbia V6P 6E5 Canada
PHONE (604) 253-3158

Client: **Goldstrike Resources Ltd.**
1010 - 1130 West Pender St.
Vancouver British Columbia V6E 4A4 Canada

Project: LUC
Report Date: October 18, 2018

CERTIFICATE OF ANALYSIS WHI18000438.1

	Method	MA200	MA200	MA200	MA200	MA200	MA200	MA200	AQ200	FA550
	Analyte	Rb	Hf	In	Re	Se	Te	Tl	Hg	Au
	Unit	ppm	ppm	ppm	ppm	ppm	ppm	ppm	ppm	gm/t
	MDL	0.1	0.1	0.05	0.005	1	0.5	0.5	0.01	0.9
1472732	Drill Core	15.4	0.6	0.07	<0.005	<1	<0.5	<0.5	0.01	
1472733	Drill Core	10.1	0.5	<0.05	<0.005	<1	<0.5	<0.5	0.02	
1472734	Drill Core	25.3	0.5	0.12	<0.005	<1	1.2	<0.5	<0.01	
1472735	Drill Core	49.7	0.3	0.08	<0.005	<1	0.5	<0.5	<0.01	
1472736	Drill Core	40.8	0.4	0.05	<0.005	<1	<0.5	<0.5	<0.01	
1472737	Drill Core	45.9	0.4	0.08	<0.005	<1	<0.5	<0.5	<0.01	
1472738	Drill Core	51.8	0.6	0.12	<0.005	<1	1.0	<0.5	<0.01	
1472739	Drill Core	80.2	0.6	0.08	<0.005	<1	0.7	<0.5	<0.01	
1472740	Drill Core	23.8	0.3	0.06	<0.005	<1	1.5	<0.5	0.05	
1472741	Drill Core	37.2	0.2	<0.05	<0.005	<1	1.2	<0.5	0.05	
1472742	Drill Core	54.5	0.5	<0.05	<0.005	<1	0.7	<0.5	0.02	
1472743	Drill Core	52.3	0.3	0.09	<0.005	<1	1.3	<0.5	<0.01	
1472744	Drill Core	40.8	0.3	<0.05	<0.005	<1	0.6	<0.5	<0.01	
1472745	Drill Core	45.5	0.3	0.08	<0.005	<1	<0.5	<0.5	0.02	
1472746	Drill Core	53.8	0.3	0.05	<0.005	<1	0.5	<0.5	0.01	
1472747	Drill Core	48.2	0.2	<0.05	<0.005	<1	0.8	<0.5	0.04	
1472748	Drill Core	29.8	0.3	0.12	<0.005	<1	0.6	<0.5	0.02	
1472749	Drill Core	37.1	0.3	0.09	<0.005	<1	<0.5	<0.5	<0.01	
1472750	Rock Pulp	19.1	0.9	0.07	<0.005	<1	<0.5	<0.5	0.01	
1472751	Rock Pulp	22.1	0.9	0.09	0.106	<1	<0.5	<0.5	0.08	
1472752	Drill Core	34.9	0.3	0.07	<0.005	1	<0.5	<0.5	0.02	
1472753	Drill Core	42.8	0.4	0.06	<0.005	<1	<0.5	<0.5	0.02	
1472754	Drill Core	35.8	0.4	0.08	<0.005	<1	<0.5	<0.5	0.02	
1472755	Drill Core	37.9	0.5	0.09	<0.005	<1	0.6	<0.5	0.03	
1472756	Drill Core	27.2	0.4	<0.05	<0.005	<1	0.6	<0.5	0.02	
1472757	Drill Core	24.7	0.3	0.09	<0.005	<1	0.6	<0.5	0.02	
1472758	Drill Core	27.7	0.3	0.08	<0.005	<1	<0.5	<0.5	0.06	
1472759	Drill Core	1.6	<0.1	<0.05	<0.005	<1	2.0	<0.5	0.05	
1472760	Drill Core	37.1	0.4	0.06	<0.005	<1	<0.5	<0.5	0.11	
1472761	Drill Core	33.4	0.2	0.05	<0.005	<1	0.6	<0.5	0.03	

This report supersedes all previous preliminary and final reports with this file number dated prior to the date on this certificate. Signature indicates final approval; preliminary reports are unsigned and should be used for reference only.

BUREAU VERITAS
MINERAL LABORATORIES
Canada

www.bureauveritas.com/um

Bureau Veritas Commodities Canada Ltd.

9050 Shaughnessy St Vancouver British Columbia V6P 6E5 Canada
PHONE (604) 253-3158

Client: **Goldstrike Resources Ltd.**
1010 - 1130 West Pender St.
Vancouver British Columbia V6E 4A4 Canada

Project: LUC
Report Date: October 18, 2018

CERTIFICATE OF ANALYSIS WHI18000438.1

	Method	WGHT	FA350	MA200	MA200	MA200	MA200	MA200	MA200	MA200	MA200	MA200	MA200	MA200	MA200	MA200	MA200	MA200	MA200	MA200	MA200
	Analyte	Wgt	Au	Mo	Cu	Pb	Zn	Ag	Ni	Co	Mn	Fe	As	U	Th	Sr	Cd	Sb	Bi	V	Ca
	Unit	kg	ppb	ppm	ppm	ppm	ppm	ppm	ppm	ppm	ppm	%	ppm	ppm	ppm	ppm	ppm	ppm	ppm	ppm	%
	MDL	0.01	2	0.1	0.1	0.1	1	0.1	0.1	0.2	1	0.01	1	0.1	0.1	1	0.1	0.1	0.1	1	0.01
1472762	Drill Core	2.68	51	0.5	19.6	9.6	58	0.3	4.8	12.7	703	4.16	12	0.4	2.9	339	<0.1	4.5	<0.1	109	3.50
1472763	Drill Core	2.07	605	0.3	19.7	7.6	50	3.4	4.5	10.9	682	3.45	6	0.5	2.9	331	<0.1	3.3	<0.1	87	3.71
1472764	Drill Core	3.79	624	0.7	17.8	8.3	44	2.9	4.4	11.2	653	3.38	13	0.5	2.8	323	<0.1	3.0	<0.1	83	2.90
1472765	Drill Core	2.05	9	0.3	25.7	6.8	42	<0.1	4.1	10.5	606	2.58	6	0.5	2.2	289	<0.1	2.7	<0.1	72	4.33
1472766	Drill Core	2.67	11	0.2	13.1	4.9	52	0.1	4.2	13.1	760	3.06	4	0.3	1.7	239	<0.1	1.8	<0.1	61	4.93
1472767	Drill Core	4.25	41	0.2	28.1	4.0	43	0.2	3.6	10.1	650	2.92	4	0.5	1.9	225	<0.1	1.3	<0.1	65	4.66
1472768	Drill Core	4.41	80	0.6	25.6	4.5	55	0.3	4.7	11.5	714	3.35	6	0.8	2.7	165	<0.1	1.4	<0.1	83	3.35
1472769	Drill Core	4.42	2	0.4	36.7	5.3	60	<0.1	4.6	12.4	666	3.81	7	1.0	3.0	222	<0.1	1.4	<0.1	103	2.87
1472770	Drill Core	4.17	33	0.5	37.3	5.4	64	0.2	5.0	16.9	969	3.93	9	0.8	2.5	216	<0.1	1.8	<0.1	103	5.21
1472771	Drill Core	4.61	4	0.7	40.4	5.9	80	<0.1	6.4	18.8	1160	5.08	11	0.8	3.7	302	<0.1	2.7	<0.1	134	5.50
1472772	Drill Core	4.73	6	0.7	177.6	5.9	67	0.1	5.5	14.9	783	3.88	9	1.0	2.1	300	<0.1	1.7	<0.1	113	4.21
1472773	Drill Core	4.63	2	2.7	49.0	5.2	60	<0.1	5.3	13.1	743	3.48	8	1.0	2.7	276	<0.1	1.2	<0.1	100	3.43
1472774	Drill Core	4.06	9	2.5	40.1	4.4	58	<0.1	4.4	13.3	870	4.01	6	0.6	2.3	251	0.2	0.8	<0.1	125	4.20
1472775	Rock Pulp	0.06	5	7.4	50.7	5.6	62	<0.1	38.5	13.0	846	4.24	6	0.7	2.0	295	0.2	1.0	<0.1	128	2.86
1472776	Rock Pulp	0.09	475	50.4	>10000	973.6	>10000	70.3	18.6	3.4	695	12.91	70	4.6	0.2	58	235.9	51.1	11.2	46	1.65
1472777	Drill Core	4.00	2	1.8	50.6	4.5	68	0.1	4.8	13.9	920	4.06	6	0.9	3.2	285	<0.1	1.4	<0.1	114	4.41
1472778	Drill Core	4.05	5	0.7	32.6	3.8	59	<0.1	6.6	13.4	807	3.75	5	0.7	2.7	245	<0.1	2.4	<0.1	105	4.45
1472779	Drill Core	5.05	2	1.9	44.7	4.2	67	0.1	5.0	13.8	891	4.05	7	0.9	2.7	191	<0.1	2.7	<0.1	107	3.21
1472780	Drill Core	3.67	<2	0.8	42.4	3.6	66	<0.1	5.1	14.8	818	4.40	7	0.9	2.7	281	<0.1	2.7	<0.1	108	4.08
1472781	Drill Core	4.50	<2	0.4	71.1	3.4	61	<0.1	4.3	13.9	806	3.88	7	0.7	2.5	224	<0.1	2.3	<0.1	106	4.46
1472782	Drill Core	4.32	<2	1.6	34.8	4.0	61	0.4	4.5	13.8	768	4.06	10	0.7	2.7	202	<0.1	4.0	<0.1	110	4.25
1472783	Drill Core	4.61	2	0.4	33.4	3.7	62	<0.1	4.7	15.1	894	4.26	9	0.8	2.7	135	<0.1	3.0	<0.1	109	4.17
1472784	Drill Core	5.99	9	0.6	32.8	3.0	59	<0.1	4.9	13.2	682	3.92	8	0.7	2.3	207	<0.1	3.0	<0.1	111	3.36
1472785	Drill Core	3.39	<2	0.6	29.6	3.5	60	<0.1	4.5	14.6	986	3.88	8	0.9	2.7	280	0.2	2.4	<0.1	96	5.31
1472786	Drill Core	4.21	10	2.4	68.5	3.6	65	<0.1	4.6	14.7	767	4.12	8	0.9	3.1	317	0.1	2.5	<0.1	110	3.53
1472787	Drill Core	4.66	8	0.6	52.7	3.9	72	<0.1	5.0	15.4	815	4.70	8	1.0	3.6	323	<0.1	3.9	<0.1	123	3.72
1472788	Drill Core	4.71	3	0.8	47.7	5.0	69	<0.1	5.3	16.9	991	4.37	8	1.0	3.6	115	<0.1	9.6	<0.1	129	4.25
1472789	Drill Core	3.82	24	1.4	50.9	6.0	85	0.1	6.5	20.5	1214	5.59	18	1.1	4.6	110	<0.1	10.2	<0.1	150	5.22
1472790	Drill Core	4.35	<2	0.5	38.8	7.2	71	<0.1	4.6	13.0	721	3.89	13	0.8	3.0	100	<0.1	17.3	<0.1	106	3.44
1472791	Drill Core	5.02	<2	0.4	10.8	10.4	78	<0.1	4.2	12.5	885	3.76	19	0.4	1.7	128	0.1	52.5	<0.1	94	5.36

This report supersedes all previous preliminary and final reports with this file number dated prior to the date on this certificate. Signature indicates final approval; preliminary reports are unsigned and should be used for reference only.

BUREAU VERITAS MINERAL LABORATORIES Canada

www.bureauveritas.com/um

Bureau Veritas Commodities Canada Ltd.

9050 Shaughnessy St Vancouver British Columbia V6P 6E5 Canada
PHONE (604) 253-3158

Client: **Goldstrike Resources Ltd.**
1010 - 1130 West Pender St.
Vancouver British Columbia V6E 4A4 Canada

Project: LUC
Report Date: October 18, 2018

CERTIFICATE OF ANALYSIS WHI18000438.1

	Method	MA200	MA200	MA200	MA200	MA200	MA200	MA200	MA200	MA200	MA200	MA200	MA200	MA200	MA200	MA200	MA200	MA200	MA200	MA200	MA200
	Analyte	P	La	Cr	Mg	Ba	Ti	Al	Na	K	W	Zr	Ce	Sn	Y	Nb	Ta	Be	Sc	Li	S
	Unit	%	ppm	ppm	%	ppm	%	%	%	%	ppm	ppm	ppm	ppm	ppm	ppm	ppm	ppm	ppm	ppm	%
	MDL	0.001	0.1	1	0.01	1	0.001	0.01	0.001	0.01	0.1	0.1	1	0.1	0.1	0.1	0.1	1	1	0.1	0.1
1472762	Drill Core	0.092	13.0	3	0.70	106	0.273	7.76	0.025	1.23	0.6	3.8	29	1.2	6.7	2.2	0.1	1	14	36.8	<0.1
1472763	Drill Core	0.060	13.7	4	0.86	874	0.224	6.93	0.049	1.07	0.6	5.3	29	0.9	8.7	2.3	0.1	<1	11	35.8	<0.1
1472764	Drill Core	0.052	10.7	5	0.59	1419	0.248	7.08	0.063	0.90	1.0	4.7	24	1.4	8.3	3.3	0.2	<1	13	40.0	<0.1
1472765	Drill Core	0.046	7.4	6	0.58	2756	0.245	6.30	0.394	0.96	0.3	4.1	17	0.8	8.8	3.4	0.2	<1	14	26.8	<0.1
1472766	Drill Core	0.027	6.1	4	0.85	1238	0.183	6.28	0.946	0.97	0.5	3.0	14	0.7	9.0	3.0	0.2	<1	10	21.2	<0.1
1472767	Drill Core	0.033	6.7	5	0.58	1025	0.248	5.84	1.921	0.94	1.1	2.8	16	0.7	10.5	3.5	0.2	<1	12	14.1	<0.1
1472768	Drill Core	0.049	7.0	7	0.67	1013	0.327	6.62	1.738	1.22	0.9	3.1	17	1.0	12.8	3.4	0.2	1	20	16.5	<0.1
1472769	Drill Core	0.059	6.8	9	0.69	288	0.385	7.27	2.175	1.28	0.2	2.9	17	0.9	14.4	3.8	0.2	<1	23	17.2	<0.1
1472770	Drill Core	0.058	7.2	7	0.81	1204	0.362	6.73	1.590	1.13	0.7	2.9	17	1.0	15.4	3.4	0.2	<1	22	19.7	<0.1
1472771	Drill Core	0.069	8.8	9	0.87	894	0.434	7.79	2.936	1.29	1.0	3.9	22	0.7	20.4	3.5	0.2	1	27	15.8	<0.1
1472772	Drill Core	0.067	6.7	8	0.71	179	0.396	7.10	2.287	1.18	0.7	2.8	17	1.0	15.9	2.9	0.1	<1	23	13.0	<0.1
1472773	Drill Core	0.048	9.8	9	0.87	542	0.307	7.45	2.553	1.12	0.5	4.7	20	0.6	15.9	3.8	0.3	<1	19	18.3	<0.1
1472774	Drill Core	0.060	9.0	9	0.73	448	0.329	7.27	2.805	1.20	0.9	2.9	20	0.5	16.0	2.3	0.1	<1	24	17.0	<0.1
1472775	Rock Pulp	0.061	9.7	53	1.36	493	0.371	6.95	2.557	0.91	0.7	30.5	19	1.6	15.5	3.8	0.2	1	16	13.3	<0.1
1472776	Rock Pulp	0.040	3.0	13	2.32	278	0.032	3.90	0.489	0.81	0.5	38.0	8	3.2	6.4	0.4	<0.1	<1	8	6.6	>10
1472777	Drill Core	0.056	9.4	8	0.86	379	0.351	7.36	2.239	1.26	0.2	2.4	20	0.6	20.0	2.8	0.2	<1	22	19.4	<0.1
1472778	Drill Core	0.057	7.1	9	0.71	290	0.320	6.85	2.091	1.15	0.8	3.3	17	0.6	13.8	2.7	0.2	<1	21	19.8	<0.1
1472779	Drill Core	0.061	7.2	9	0.57	263	0.358	6.79	1.554	1.13	0.9	3.0	17	0.6	14.5	2.8	0.2	<1	23	19.9	<0.1
1472780	Drill Core	0.058	7.0	9	0.65	283	0.359	6.80	1.924	1.22	0.3	3.0	18	0.8	16.0	2.8	0.1	<1	21	20.2	<0.1
1472781	Drill Core	0.061	5.8	8	0.60	408	0.347	6.61	1.877	1.22	0.2	2.5	15	0.6	14.7	3.0	0.2	<1	22	17.8	<0.1
1472782	Drill Core	0.063	7.1	8	0.78	568	0.363	6.75	1.295	1.22	2.6	2.6	18	0.6	16.3	3.0	0.2	<1	22	22.4	<0.1
1472783	Drill Core	0.057	7.3	8	1.06	303	0.365	6.81	1.094	1.26	0.3	2.5	18	0.7	17.9	2.9	0.2	<1	21	20.5	<0.1
1472784	Drill Core	0.063	6.8	8	0.45	425	0.287	6.68	1.855	1.11	0.7	3.4	18	0.7	14.7	1.8	0.1	<1	21	18.6	<0.1
1472785	Drill Core	0.053	9.2	8	0.76	255	0.319	6.32	2.174	0.91	0.6	2.9	21	0.6	19.4	2.7	0.2	<1	21	14.9	<0.1
1472786	Drill Core	0.059	7.0	9	0.63	497	0.336	6.91	2.747	1.09	0.5	2.6	18	0.6	16.3	2.8	0.2	<1	23	15.4	<0.1
1472787	Drill Core	0.069	7.8	9	0.83	651	0.370	7.41	2.106	1.34	0.3	2.8	20	0.7	17.3	3.1	0.2	<1	25	18.5	<0.1
1472788	Drill Core	0.068	8.6	9	0.67	340	0.381	7.53	0.256	1.23	0.5	3.3	20	0.7	18.2	3.5	0.2	1	26	28.4	<0.1
1472789	Drill Core	0.076	12.4	11	1.11	280	0.420	9.14	0.037	1.13	0.9	3.7	28	0.7	26.0	3.3	0.2	1	31	39.2	<0.1
1472790	Drill Core	0.064	11.3	7	0.69	462	0.348	7.53	0.027	1.12	1.7	3.6	25	0.9	16.7	4.0	0.2	1	22	38.0	<0.1
1472791	Drill Core	0.052	5.6	6	1.45	518	0.240	6.36	0.352	1.96	4.3	2.7	15	0.7	13.8	1.7	<0.1	1	20	61.8	<0.1

This report supersedes all previous preliminary and final reports with this file number dated prior to the date on this certificate. Signature indicates final approval; preliminary reports are unsigned and should be used for reference only.

BUREAU VERITAS
MINERAL LABORATORIES
Canada

www.bureauveritas.com/um

Bureau Veritas Commodities Canada Ltd.

9050 Shaughnessy St Vancouver British Columbia V6P 6E5 Canada
PHONE (604) 253-3158

Client: **Goldstrike Resources Ltd.**
1010 - 1130 West Pender St.
Vancouver British Columbia V6E 4A4 Canada

Project: LUC
Report Date: October 18, 2018

CERTIFICATE OF ANALYSIS WHI18000438.1

	Method	MA200	MA200	MA200	MA200	MA200	MA200	MA200	AQ200	FA550
	Analyte	Rb	Hf	In	Re	Se	Te	Tl	Hg	Au
	Unit	ppm	ppm	ppm	ppm	ppm	ppm	ppm	ppm	gm/t
	MDL	0.1	0.1	0.05	0.005	1	0.5	0.5	0.01	0.9
1472762	Drill Core	22.1	0.2	<0.05	<0.005	<1	0.8	<0.5	<0.01	
1472763	Drill Core	32.3	0.3	0.05	<0.005	<1	2.0	<0.5	0.13	
1472764	Drill Core	17.4	0.2	0.07	<0.005	<1	2.3	<0.5	0.16	
1472765	Drill Core	20.0	0.2	0.06	<0.005	<1	<0.5	<0.5	0.01	
1472766	Drill Core	19.0	0.1	<0.05	<0.005	<1	<0.5	<0.5	<0.01	
1472767	Drill Core	22.6	0.1	<0.05	<0.005	<1	<0.5	<0.5	<0.01	
1472768	Drill Core	27.1	0.2	0.09	<0.005	<1	<0.5	<0.5	<0.01	
1472769	Drill Core	34.5	0.2	0.06	<0.005	<1	<0.5	<0.5	<0.01	
1472770	Drill Core	27.4	0.2	<0.05	<0.005	<1	<0.5	<0.5	0.01	
1472771	Drill Core	36.3	0.3	0.08	<0.005	<1	<0.5	<0.5	0.01	
1472772	Drill Core	29.2	0.2	<0.05	<0.005	<1	<0.5	<0.5	<0.01	
1472773	Drill Core	28.7	0.2	<0.05	<0.005	<1	<0.5	<0.5	<0.01	
1472774	Drill Core	34.0	0.2	0.06	<0.005	<1	<0.5	<0.5	0.02	
1472775	Rock Pulp	20.4	0.8	0.06	<0.005	<1	<0.5	<0.5	0.01	
1472776	Rock Pulp	9.8	1.3	9.51	0.015	3	8.3	2.4	2.90	
1472777	Drill Core	37.6	0.1	<0.05	<0.005	<1	<0.5	<0.5	0.02	
1472778	Drill Core	28.5	0.2	0.09	<0.005	<1	<0.5	<0.5	<0.01	
1472779	Drill Core	29.2	0.2	<0.05	<0.005	<1	<0.5	<0.5	<0.01	
1472780	Drill Core	32.1	0.2	0.07	<0.005	<1	<0.5	<0.5	<0.01	
1472781	Drill Core	29.6	0.2	<0.05	<0.005	<1	<0.5	<0.5	<0.01	
1472782	Drill Core	32.0	0.2	0.07	<0.005	<1	<0.5	<0.5	<0.01	
1472783	Drill Core	29.2	0.2	0.06	<0.005	<1	<0.5	<0.5	<0.01	
1472784	Drill Core	27.2	0.2	<0.05	<0.005	<1	<0.5	<0.5	<0.01	
1472785	Drill Core	27.9	0.2	<0.05	<0.005	<1	<0.5	<0.5	<0.01	
1472786	Drill Core	27.4	0.2	<0.05	<0.005	<1	<0.5	<0.5	<0.01	
1472787	Drill Core	39.0	0.2	<0.05	<0.005	<1	<0.5	<0.5	<0.01	
1472788	Drill Core	27.2	0.2	0.09	<0.005	<1	<0.5	<0.5	<0.01	
1472789	Drill Core	39.6	0.2	0.07	<0.005	<1	<0.5	<0.5	<0.01	
1472790	Drill Core	22.9	0.2	0.08	<0.005	<1	<0.5	<0.5	<0.01	
1472791	Drill Core	49.1	0.1	<0.05	<0.005	<1	<0.5	<0.5	<0.01	

This report supersedes all previous preliminary and final reports with this file number dated prior to the date on this certificate. Signature indicates final approval; preliminary reports are unsigned and should be used for reference only.

BUREAU VERITAS
MINERAL LABORATORIES
Canada

www.bureauveritas.com/um

Bureau Veritas Commodities Canada Ltd.

9050 Shaughnessy St Vancouver British Columbia V6P 6E5 Canada
PHONE (604) 253-3158

Client: **Goldstrike Resources Ltd.**
1010 - 1130 West Pender St.
Vancouver British Columbia V6E 4A4 Canada

Project: LUC
Report Date: October 18, 2018

CERTIFICATE OF ANALYSIS WHI18000438.1

	Method	WGHT	FA350	MA200	MA200	MA200	MA200	MA200	MA200	MA200	MA200	MA200	MA200	MA200	MA200	MA200	MA200	MA200	MA200	MA200	MA200
	Analyte	Wgt	Au	Mo	Cu	Pb	Zn	Ag	Ni	Co	Mn	Fe	As	U	Th	Sr	Cd	Sb	Bi	V	Ca
	Unit	kg	ppb	ppm	ppm	ppm	ppm	ppm	ppm	ppm	ppm	%	ppm	ppm	ppm	ppm	ppm	ppm	ppm	ppm	%
	MDL	0.01	2	0.1	0.1	0.1	1	0.1	0.1	0.2	1	0.01	1	0.1	0.1	1	0.1	0.1	0.1	1	0.01
1472792	Drill Core	4.16	<2	0.6	43.1	6.6	72	<0.1	5.3	15.5	938	5.01	14	0.8	3.0	116	<0.1	21.5	<0.1	133	4.41
1472793	Drill Core	4.46	<2	0.3	26.4	4.4	57	<0.1	5.0	12.9	771	3.68	11	0.5	1.6	91	<0.1	16.2	<0.1	98	4.55
1472794	Drill Core	4.39	<2	0.8	28.5	4.9	58	<0.1	4.7	12.6	824	3.92	12	0.5	1.8	90	<0.1	13.6	<0.1	96	3.28
1472795	Drill Core	4.96	<2	1.4	46.3	4.0	53	<0.1	4.2	11.5	702	3.56	13	0.5	1.8	93	<0.1	5.7	<0.1	91	3.77
1472796	Drill Core	4.98	<2	0.4	37.0	3.9	58	<0.1	4.4	10.4	562	3.76	9	0.5	1.9	277	<0.1	2.1	<0.1	96	3.13
1472797	Drill Core	4.69	<2	1.5	36.6	5.0	62	0.3	4.1	12.0	667	3.71	13	0.6	2.5	183	<0.1	2.6	<0.1	89	3.05
1472798	Drill Core	4.22	<2	1.0	30.4	5.7	62	0.2	4.9	11.1	540	3.58	9	0.7	3.3	154	<0.1	1.9	<0.1	96	3.66
1472799	Drill Core	4.96	3	1.0	30.3	6.3	59	<0.1	5.3	12.8	733	3.72	19	0.5	3.6	249	<0.1	5.3	<0.1	104	3.85
1472800	Rock Pulp	0.06	5	8.1	46.8	5.9	62	0.1	39.0	12.4	846	4.29	6	0.6	1.8	307	<0.1	1.0	<0.1	121	3.06
1472801	Rock Pulp	0.05	>10000	12.8	67.6	21.5	77	1.4	23.3	4.3	502	3.60	704	3.6	3.1	38	0.6	157.7	0.5	110	14.77
1472802	Drill Core	4.86	2	0.7	28.6	5.1	60	<0.1	6.0	13.9	694	4.38	17	0.4	2.8	147	<0.1	2.1	<0.1	117	2.66
1472803	Drill Core	4.97	<2	0.8	19.7	5.4	54	<0.1	5.1	11.9	649	4.16	16	0.4	2.5	184	<0.1	2.3	<0.1	111	3.46
1472804	Drill Core	4.66	<2	1.4	28.9	7.4	55	<0.1	5.3	12.7	689	3.79	21	0.5	2.7	307	<0.1	2.2	<0.1	100	3.42
1472805	Drill Core	4.30	<2	0.6	31.3	9.1	66	<0.1	6.7	14.5	675	4.17	21	0.6	4.2	344	<0.1	4.2	<0.1	120	3.98
1472806	Drill Core	4.77	<2	0.5	24.2	6.4	52	<0.1	5.3	10.5	627	3.43	20	0.5	2.3	205	<0.1	3.6	<0.1	79	4.46
1472807	Drill Core	4.95	<2	1.2	31.6	7.1	60	<0.1	5.8	13.6	1019	3.92	19	0.5	2.8	274	<0.1	6.4	<0.1	89	5.41
1472808	Drill Core	5.45	<2	0.6	42.9	7.1	48	0.2	5.8	13.1	688	3.43	19	0.7	3.8	253	<0.1	2.3	<0.1	101	3.58
1472809	Drill Core	4.60	3	0.5	47.8	6.9	62	0.1	5.7	14.5	861	4.02	20	0.5	4.1	322	<0.1	2.1	<0.1	111	4.35
1472810	Drill Core	4.08	<2	0.6	43.1	7.9	54	0.7	5.8	15.3	685	3.84	23	0.6	2.7	364	<0.1	1.7	<0.1	108	3.11
1472811	Drill Core	3.53	<2	11.2	32.3	7.6	50	1.6	5.3	10.6	626	3.30	31	0.5	3.0	281	0.1	1.9	<0.1	92	4.11
1472812	Drill Core	3.75	<2	0.9	39.7	8.7	49	0.5	5.7	14.5	652	3.19	25	0.6	3.4	342	<0.1	1.8	<0.1	88	4.46
1472813	Drill Core	5.41	<2	1.3	25.4	7.3	48	0.3	9.5	12.2	574	2.81	26	0.7	2.4	285	0.1	2.7	<0.1	77	3.94
1472814	Drill Core	4.52	3	7.0	53.6	8.6	77	0.1	16.8	22.0	1202	5.43	19	0.7	2.6	309	<0.1	1.8	<0.1	193	5.66
1472815	Drill Core	3.20	<2	2.4	35.0	8.7	58	1.2	12.6	16.6	846	3.95	19	0.7	4.5	393	<0.1	2.0	<0.1	126	5.22
1472816	Drill Core	3.66	2	0.8	10.0	9.2	66	0.2	10.7	13.6	897	3.65	30	0.4	2.7	409	0.1	2.5	<0.1	114	6.65
1472817	Drill Core	5.20	<2	1.0	24.2	11.0	71	<0.1	7.9	13.8	830	3.90	18	0.4	3.1	472	<0.1	1.8	<0.1	102	4.93
1472818	Drill Core	4.43	2	0.6	25.8	7.9	67	0.4	6.9	15.4	919	4.10	14	0.5	3.3	436	<0.1	1.6	<0.1	112	4.96
1472819	Drill Core	4.67	3	1.0	19.4	7.0	64	<0.1	7.1	14.7	1002	4.37	18	0.3	2.6	394	<0.1	2.3	<0.1	143	4.63
1472820	Drill Core	5.10	<2	0.7	32.7	7.3	61	0.1	6.6	15.1	841	3.96	13	0.3	2.7	565	<0.1	2.9	<0.1	123	4.06
1472821	Drill Core	3.84	<2	0.7	35.5	8.6	64	0.2	8.2	14.6	954	4.14	13	0.4	4.1	466	<0.1	2.3	<0.1	129	4.69

This report supersedes all previous preliminary and final reports with this file number dated prior to the date on this certificate. Signature indicates final approval; preliminary reports are unsigned and should be used for reference only.

BUREAU VERITAS
MINERAL LABORATORIES
Canada

www.bureauveritas.com/um

Bureau Veritas Commodities Canada Ltd.

9050 Shaughnessy St Vancouver British Columbia V6P 6E5 Canada
PHONE (604) 253-3158

Client: **Goldstrike Resources Ltd.**
1010 - 1130 West Pender St.
Vancouver British Columbia V6E 4A4 Canada

Project: LUC
Report Date: October 18, 2018

CERTIFICATE OF ANALYSIS WHI18000438.1

	Method	MA200	MA200	MA200	MA200	MA200	MA200	MA200	MA200	MA200	MA200	MA200	MA200	MA200	MA200	MA200	MA200	MA200	MA200	MA200	MA200
	Analyte	P	La	Cr	Mg	Ba	Ti	Al	Na	K	W	Zr	Ce	Sn	Y	Nb	Ta	Be	Sc	Li	S
	Unit	%	ppm	ppm	%	ppm	%	%	%	%	ppm	ppm	ppm	ppm	ppm	ppm	ppm	ppm	ppm	ppm	%
	MDL	0.001	0.1	1	0.01	1	0.001	0.01	0.001	0.01	0.1	0.1	1	0.1	0.1	0.1	0.1	1	1	0.1	0.1
1472792	Drill Core	0.070	10.1	9	1.07	297	0.403	8.73	0.030	1.46	0.5	3.1	24	0.9	19.4	3.7	0.2	1	28	47.9	<0.1
1472793	Drill Core	0.058	7.5	7	0.88	1957	0.324	7.59	0.037	1.11	0.3	2.8	19	0.7	17.6	2.8	0.2	<1	21	38.7	<0.1
1472794	Drill Core	0.061	8.5	7	0.89	285	0.357	6.96	0.028	1.01	0.4	2.5	21	0.7	19.1	3.3	0.2	<1	26	39.8	<0.1
1472795	Drill Core	0.051	7.4	7	0.97	425	0.331	7.20	0.045	0.91	0.3	2.2	18	0.6	18.1	3.0	0.2	<1	24	36.3	<0.1
1472796	Drill Core	0.057	6.0	7	0.89	558	0.350	7.08	1.919	1.25	0.2	2.7	16	0.6	15.2	2.9	0.2	<1	23	20.6	<0.1
1472797	Drill Core	0.052	7.5	6	0.74	315	0.289	7.05	0.994	1.00	1.6	2.3	18	0.9	18.6	2.8	0.2	<1	22	25.2	<0.1
1472798	Drill Core	0.066	8.2	8	0.67	281	0.351	6.85	0.512	1.18	1.3	4.5	19	0.7	13.8	4.0	0.3	<1	22	27.6	<0.1
1472799	Drill Core	0.055	9.7	10	0.94	129	0.276	6.72	0.028	0.65	1.9	3.0	21	0.6	14.6	2.2	0.1	<1	20	33.6	<0.1
1472800	Rock Pulp	0.059	7.7	53	1.36	504	0.378	6.37	2.461	0.97	0.9	30.1	18	1.7	15.2	4.2	0.3	<1	16	16.9	<0.1
1472801	Rock Pulp	0.070	14.1	38	0.70	36	0.115	1.93	0.019	0.39	>200	27.5	29	2.0	17.0	3.2	0.2	<1	3	44.2	1.8
1472802	Drill Core	0.071	9.0	11	0.79	107	0.342	7.66	0.023	0.90	0.4	3.6	21	0.8	14.9	2.8	0.2	<1	24	35.9	<0.1
1472803	Drill Core	0.061	11.2	8	0.97	91	0.313	7.72	0.026	0.71	0.4	4.1	25	0.6	16.2	3.0	0.2	1	21	38.2	<0.1
1472804	Drill Core	0.064	12.7	9	1.02	97	0.304	7.33	0.021	0.50	0.4	3.3	29	0.7	14.6	2.8	0.2	<1	19	34.4	<0.1
1472805	Drill Core	0.073	12.9	10	1.25	124	0.336	7.00	0.027	0.72	0.4	4.9	28	0.9	15.2	3.5	0.2	1	22	41.3	<0.1
1472806	Drill Core	0.042	6.6	5	1.41	158	0.195	5.91	0.026	0.46	1.1	15.5	14	0.5	11.8	1.9	0.1	<1	13	43.9	<0.1
1472807	Drill Core	0.057	10.9	6	1.74	147	0.239	5.98	0.025	0.65	0.9	3.7	22	0.7	17.8	2.6	0.2	<1	17	37.6	<0.1
1472808	Drill Core	0.058	9.2	9	1.09	124	0.303	7.16	0.024	0.56	0.6	3.6	20	0.8	16.1	2.6	0.2	<1	19	40.1	<0.1
1472809	Drill Core	0.063	10.4	10	1.31	127	0.310	6.99	0.022	0.51	0.4	3.2	22	0.9	16.6	2.4	0.2	<1	20	41.4	<0.1
1472810	Drill Core	0.071	8.8	9	0.88	85	0.354	6.91	0.023	0.48	0.4	3.4	20	0.8	11.8	2.6	0.2	1	20	47.7	<0.1
1472811	Drill Core	0.056	8.5	8	1.21	155	0.269	6.48	0.027	0.41	15.5	3.7	18	0.7	14.5	2.1	0.1	<1	16	44.6	<0.1
1472812	Drill Core	0.052	9.5	7	1.30	79	0.277	6.38	0.024	0.55	0.7	12.5	21	1.1	15.0	2.8	0.2	1	17	45.0	<0.1
1472813	Drill Core	0.031	9.9	26	1.22	125	0.268	5.83	0.023	0.48	0.6	4.8	19	1.0	15.7	3.5	0.2	<1	13	44.1	<0.1
1472814	Drill Core	0.044	10.7	42	1.77	156	0.489	6.45	0.026	0.37	0.6	6.3	23	1.2	19.3	3.6	0.2	1	24	34.3	<0.1
1472815	Drill Core	0.051	17.7	36	1.61	92	0.393	6.55	0.023	0.30	0.4	6.5	33	1.5	19.2	4.2	0.3	<1	17	34.8	<0.1
1472816	Drill Core	0.038	11.0	23	2.23	106	0.196	4.93	0.040	0.28	0.8	5.5	21	0.7	13.3	1.8	0.1	1	18	44.9	<0.1
1472817	Drill Core	0.058	10.6	8	1.62	150	0.296	6.99	0.031	0.59	0.7	3.6	23	0.7	17.1	2.9	0.2	<1	20	43.8	<0.1
1472818	Drill Core	0.064	11.8	8	1.59	122	0.278	7.01	0.029	0.45	0.6	8.6	23	0.7	14.1	2.6	0.2	<1	20	54.1	<0.1
1472819	Drill Core	0.072	11.6	10	1.49	154	0.315	7.55	0.033	0.34	0.5	4.7	22	0.8	13.3	2.1	0.1	<1	26	52.4	<0.1
1472820	Drill Core	0.078	9.8	9	1.26	185	0.317	7.85	0.026	0.58	0.7	4.5	21	0.8	11.9	2.7	0.2	1	20	43.0	<0.1
1472821	Drill Core	0.065	11.3	10	1.55	165	0.279	7.60	0.028	0.59	0.6	5.2	23	0.8	14.3	2.7	0.2	<1	21	43.5	<0.1

This report supersedes all previous preliminary and final reports with this file number dated prior to the date on this certificate. Signature indicates final approval; preliminary reports are unsigned and should be used for reference only.

BUREAU VERITAS
MINERAL LABORATORIES
Canada

www.bureauveritas.com/um

Bureau Veritas Commodities Canada Ltd.

9050 Shaughnessy St Vancouver British Columbia V6P 6E5 Canada
PHONE (604) 253-3158

Client: **Goldstrike Resources Ltd.**
1010 - 1130 West Pender St.
Vancouver British Columbia V6E 4A4 Canada

Project: LUC
Report Date: October 18, 2018

CERTIFICATE OF ANALYSIS WHI18000438.1

	Method	MA200	MA200	MA200	MA200	MA200	MA200	MA200	AQ200	FA550
	Analyte	Rb	Hf	In	Re	Se	Te	Tl	Hg	Au
	Unit	ppm	ppm	ppm	ppm	ppm	ppm	ppm	ppm	gm/t
	MDL	0.1	0.1	0.05	0.005	1	0.5	0.5	0.01	0.9
1472792	Drill Core	39.8	0.2	0.07	<0.005	<1	<0.5	<0.5	<0.01	
1472793	Drill Core	29.5	0.1	<0.05	<0.005	<1	<0.5	<0.5	<0.01	
1472794	Drill Core	23.1	0.2	<0.05	<0.005	<1	<0.5	<0.5	<0.01	
1472795	Drill Core	21.6	0.1	<0.05	<0.005	<1	<0.5	<0.5	<0.01	
1472796	Drill Core	29.5	0.2	0.05	<0.005	<1	<0.5	<0.5	<0.01	
1472797	Drill Core	23.6	0.1	<0.05	<0.005	<1	<0.5	<0.5	<0.01	
1472798	Drill Core	27.6	0.2	0.08	<0.005	<1	<0.5	<0.5	<0.01	
1472799	Drill Core	18.9	0.2	<0.05	<0.005	<1	0.5	<0.5	<0.01	
1472800	Rock Pulp	15.6	0.8	<0.05	<0.005	<1	0.6	<0.5	0.02	
1472801	Rock Pulp	24.3	0.8	0.10	<0.005	2	2.7	4.3	6.20	16.1
1472802	Drill Core	21.8	0.3	0.08	<0.005	<1	<0.5	<0.5	0.03	
1472803	Drill Core	14.0	0.2	0.05	<0.005	<1	0.5	<0.5	0.03	
1472804	Drill Core	13.4	0.2	<0.05	<0.005	<1	<0.5	<0.5	0.31	
1472805	Drill Core	27.3	0.2	<0.05	<0.005	<1	<0.5	<0.5	0.04	
1472806	Drill Core	15.1	0.4	<0.05	<0.005	<1	<0.5	<0.5	0.09	
1472807	Drill Core	25.2	0.2	<0.05	<0.005	<1	0.9	<0.5	0.07	
1472808	Drill Core	17.2	0.2	<0.05	<0.005	<1	<0.5	<0.5	0.16	
1472809	Drill Core	17.7	0.2	0.09	<0.005	<1	0.6	<0.5	0.03	
1472810	Drill Core	7.7	0.2	0.07	<0.005	<1	<0.5	<0.5	0.54	
1472811	Drill Core	13.8	0.2	<0.05	<0.005	<1	<0.5	<0.5	0.66	
1472812	Drill Core	19.0	0.1	<0.05	<0.005	<1	0.6	<0.5	0.29	
1472813	Drill Core	17.0	0.2	<0.05	<0.005	<1	<0.5	<0.5	0.63	
1472814	Drill Core	15.4	0.3	0.06	<0.005	<1	0.8	<0.5	0.19	
1472815	Drill Core	13.5	0.3	0.05	<0.005	<1	1.0	<0.5	0.28	
1472816	Drill Core	9.2	0.3	<0.05	<0.005	<1	0.7	<0.5	1.54	
1472817	Drill Core	22.4	0.3	<0.05	<0.005	<1	0.9	<0.5	0.07	
1472818	Drill Core	18.2	0.3	<0.05	<0.005	<1	1.2	<0.5	0.04	
1472819	Drill Core	11.1	0.2	0.06	<0.005	<1	0.6	<0.5	0.08	
1472820	Drill Core	9.8	0.2	0.08	<0.005	<1	<0.5	<0.5	0.07	
1472821	Drill Core	20.1	0.3	0.07	<0.005	<1	0.8	<0.5	0.06	

This report supersedes all previous preliminary and final reports with this file number dated prior to the date on this certificate. Signature indicates final approval; preliminary reports are unsigned and should be used for reference only.

BUREAU VERITAS
MINERAL LABORATORIES
Canada

www.bureauveritas.com/um

Bureau Veritas Commodities Canada Ltd.

9050 Shaughnessy St Vancouver British Columbia V6P 6E5 Canada
PHONE (604) 253-3158

Client: **Goldstrike Resources Ltd.**
1010 - 1130 West Pender St.
Vancouver British Columbia V6E 4A4 Canada

Project: LUC
Report Date: October 18, 2018

CERTIFICATE OF ANALYSIS WHI18000438.1

	Method	WGHT	FA350	MA200	MA200	MA200	MA200	MA200	MA200	MA200	MA200	MA200	MA200	MA200	MA200	MA200	MA200	MA200	MA200	MA200	MA200
	Analyte	Wgt	Au	Mo	Cu	Pb	Zn	Ag	Ni	Co	Mn	Fe	As	U	Th	Sr	Cd	Sb	Bi	V	Ca
	Unit	kg	ppb	ppm	ppm	ppm	ppm	ppm	ppm	ppm	ppm	%	ppm	ppm	ppm	ppm	ppm	ppm	ppm	ppm	%
	MDL	0.01	2	0.1	0.1	0.1	1	0.1	0.1	0.2	1	0.01	1	0.1	0.1	1	0.1	0.1	0.1	1	0.01
1472822	Drill Core	4.54	4	1.0	17.1	8.0	53	0.3	8.6	13.9	844	3.92	27	0.4	3.4	329	<0.1	2.9	<0.1	130	4.49

This report supersedes all previous preliminary and final reports with this file number dated prior to the date on this certificate. Signature indicates final approval; preliminary reports are unsigned and should be used for reference only.

BUREAU VERITAS
MINERAL LABORATORIES
Canada

www.bureauveritas.com/um

Bureau Veritas Commodities Canada Ltd.

9050 Shaughnessy St Vancouver British Columbia V6P 6E5 Canada
PHONE (604) 253-3158

Client: **Goldstrike Resources Ltd.**
1010 - 1130 West Pender St.
Vancouver British Columbia V6E 4A4 Canada

Project: LUC
Report Date: October 18, 2018

CERTIFICATE OF ANALYSIS WHI18000438.1

	Method	MA200	MA200	MA200	MA200	MA200	MA200	MA200	MA200	MA200	MA200	MA200	MA200	MA200	MA200	MA200	MA200	MA200	MA200	MA200	MA200
	Analyte	P	La	Cr	Mg	Ba	Ti	Al	Na	K	W	Zr	Ce	Sn	Y	Nb	Ta	Be	Sc	Li	S
	Unit	%	ppm	ppm	%	ppm	%	%	%	%	ppm	ppm	ppm	ppm	ppm	ppm	ppm	ppm	ppm	ppm	%
	MDL	0.001	0.1	1	0.01	1	0.001	0.01	0.001	0.01	0.1	0.1	1	0.1	0.1	0.1	0.1	1	1	0.1	0.1
1472822	Drill Core	0.044	12.9	14	1.45	136	0.244	6.99	0.027	0.30	1.6	7.6	26	1.1	9.9	2.2	0.2	<1	18	46.3	<0.1

This report supersedes all previous preliminary and final reports with this file number dated prior to the date on this certificate. Signature indicates final approval; preliminary reports are unsigned and should be used for reference only.

BUREAU VERITAS
MINERAL LABORATORIES
Canada

www.bureauveritas.com/um

Bureau Veritas Commodities Canada Ltd.

9050 Shaughnessy St Vancouver British Columbia V6P 6E5 Canada
PHONE (604) 253-3158

Client: **Goldstrike Resources Ltd.**
1010 - 1130 West Pender St.
Vancouver British Columbia V6E 4A4 Canada

Project: LUC
Report Date: October 18, 2018

CERTIFICATE OF ANALYSIS WHI18000438.1

	Method	MA200	MA200	MA200	MA200	MA200	MA200	MA200	AQ200	FA550
	Analyte	Rb	Hf	In	Re	Se	Te	Tl	Hg	Au
	Unit	ppm	ppm	ppm	ppm	ppm	ppm	ppm	ppm	gm/t
	MDL	0.1	0.1	0.05	0.005	1	0.5	0.5	0.01	0.9
1472822	Drill Core	9.8	0.3	<0.05	<0.005	<1	1.1	<0.5	0.53	

This report supersedes all previous preliminary and final reports with this file number dated prior to the date on this certificate. Signature indicates final approval; preliminary reports are unsigned and should be used for reference only.

BUREAU VERITAS
MINERAL LABORATORIES
Canada

www.bureauveritas.com/um

Bureau Veritas Commodities Canada Ltd.
9050 Shaughnessy St Vancouver British Columbia V6P 6E5 Canada
PHONE (604) 253-3158

Client: **Goldstrike Resources Ltd.**
1010 - 1130 West Pender St.
Vancouver British Columbia V6E 4A4 Canada

Project: LUC
Report Date: October 18, 2018

QUALITY CONTROL REPORT WHI18000438.1

	Method	WGHT	FA350	MA200	MA200	MA200	MA200	MA200	MA200	MA200	MA200	MA200	MA200	MA200	MA200	MA200	MA200	MA200	MA200	MA200	MA200
	Analyte	Wgt	Au	Mo	Cu	Pb	Zn	Ag	Ni	Co	Mn	Fe	As	U	Th	Sr	Cd	Sb	Bi	V	Ca
	Unit	kg	ppb	ppm	ppm	ppm	ppm	ppm	ppm	ppm	ppm	%	ppm	ppm	ppm	ppm	ppm	ppm	ppm	ppm	%
	MDL	0.01	2	0.1	0.1	0.1	1	0.1	0.1	0.2	1	0.01	1	0.1	0.1	1	0.1	0.1	0.1	1	0.01
Pulp Duplicates																					
1472734	Drill Core	2.38	7	0.9	50.7	4.6	73	0.1	27.4	36.0	2037	7.56	5	0.6	0.6	295	<0.1	1.1	<0.1	339	7.30
REP 1472734	QC																				
1472737	Drill Core	3.55	2	1.4	47.4	5.3	67	<0.1	15.4	27.8	1448	6.28	9	0.6	1.7	284	<0.1	2.5	<0.1	244	5.67
REP 1472737	QC		<2																		
1472764	Drill Core	3.79	624	0.7	17.8	8.3	44	2.9	4.4	11.2	653	3.38	13	0.5	2.8	323	<0.1	3.0	<0.1	83	2.90
REP 1472764	QC			0.7	17.6	8.2	46	2.9	4.2	10.7	618	3.28	12	0.5	2.7	324	<0.1	3.1	<0.1	80	2.83
1472767	Drill Core	4.25	41	0.2	28.1	4.0	43	0.2	3.6	10.1	650	2.92	4	0.5	1.9	225	<0.1	1.3	<0.1	65	4.66
REP 1472767	QC																				
1472769	Drill Core	4.42	2	0.4	36.7	5.3	60	<0.1	4.6	12.4	666	3.81	7	1.0	3.0	222	<0.1	1.4	<0.1	103	2.87
REP 1472769	QC		2																		
1472777	Drill Core	4.00	2	1.8	50.6	4.5	68	0.1	4.8	13.9	920	4.06	6	0.9	3.2	285	<0.1	1.4	<0.1	114	4.41
REP 1472777	QC			1.6	50.0	4.4	70	<0.1	5.2	13.6	880	4.11	6	0.9	3.0	279	<0.1	1.3	<0.1	114	4.39
1472799	Drill Core	4.96	3	1.0	30.3	6.3	59	<0.1	5.3	12.8	733	3.72	19	0.5	3.6	249	<0.1	5.3	<0.1	104	3.85
REP 1472799	QC			1.0	33.2	6.3	58	0.1	5.4	11.9	748	3.74	20	0.6	3.6	253	<0.1	5.2	<0.1	105	3.91
1472801	Rock Pulp	0.05	>10000	12.8	67.6	21.5	77	1.4	23.3	4.3	502	3.60	704	3.6	3.1	38	0.6	157.7	0.5	110	14.77
REP 1472801	QC																				
1472803	Drill Core	4.97	<2	0.8	19.7	5.4	54	<0.1	5.1	11.9	649	4.16	16	0.4	2.5	184	<0.1	2.3	<0.1	111	3.46
REP 1472803	QC		<2																		
Core Reject Duplicates																					
1472740	Drill Core	4.09	1541	3.3	21.8	8.3	68	1.6	18.9	32.0	2009	6.52	9	0.7	1.8	214	0.7	4.3	<0.1	204	7.86
DUP 1472740	QC		1463	3.7	22.7	8.6	71	1.8	18.8	35.9	2148	6.74	8	0.7	1.7	223	0.7	4.7	<0.1	208	8.07
1472774	Drill Core	4.06	9	2.5	40.1	4.4	58	<0.1	4.4	13.3	870	4.01	6	0.6	2.3	251	0.2	0.8	<0.1	125	4.20
DUP 1472774	QC		10	2.6	42.8	4.2	57	0.1	4.8	13.0	871	4.04	6	0.6	2.4	252	<0.1	0.8	<0.1	124	4.21
1472808	Drill Core	5.45	<2	0.6	42.9	7.1	48	0.2	5.8	13.1	688	3.43	19	0.7	3.8	253	<0.1	2.3	<0.1	101	3.58
DUP 1472808	QC		<2	0.6	44.3	7.0	50	0.2	5.8	12.9	660	3.42	21	0.7	4.0	254	<0.1	2.2	<0.1	100	3.57
Reference Materials																					
STD AGPROOF	Standard																				
STD DS11	Standard																				

This report supersedes all previous preliminary and final reports with this file number dated prior to the date on this certificate. Signature indicates final approval; preliminary reports are unsigned and should be used for reference only.

BUREAU VERITAS
MINERAL LABORATORIES
Canada

www.bureauveritas.com/um

Bureau Veritas Commodities Canada Ltd.
9050 Shaughnessy St Vancouver British Columbia V6P 6E5 Canada
PHONE (604) 253-3158

Client: **Goldstrike Resources Ltd.**
1010 - 1130 West Pender St.
Vancouver British Columbia V6E 4A4 Canada

Project: LUC
Report Date: October 18, 2018

QUALITY CONTROL REPORT WHI18000438.1

	Method	MA200	MA200	MA200	MA200	MA200	MA200	MA200	MA200	MA200	MA200	MA200	MA200	MA200	MA200	MA200	MA200	MA200	MA200	MA200	MA200
	Analyte	P	La	Cr	Mg	Ba	Ti	Al	Na	K	W	Zr	Ce	Sn	Y	Nb	Ta	Be	Sc	Li	S
	Unit	%	ppm	ppm	%	ppm	%	%	%	%	ppm	ppm	ppm	ppm	ppm	ppm	ppm	ppm	ppm	ppm	%
	MDL	0.001	0.1	1	0.01	1	0.001	0.01	0.001	0.01	0.1	0.1	1	0.1	0.1	0.1	0.1	1	1	0.1	0.1
Pulp Duplicates																					
1472734	Drill Core	0.071	8.4	42	2.42	240	0.719	6.64	2.543	1.21	2.4	8.2	19	0.9	34.0	2.0	0.1	<1	37	16.2	<0.1
REP 1472734	QC																				
1472737	Drill Core	0.086	8.4	28	0.95	234	0.506	7.07	1.245	1.63	0.4	4.8	20	1.2	14.9	3.2	0.2	2	27	18.8	<0.1
REP 1472737	QC																				
1472764	Drill Core	0.052	10.7	5	0.59	1419	0.248	7.08	0.063	0.90	1.0	4.7	24	1.4	8.3	3.3	0.2	<1	13	40.0	<0.1
REP 1472764	QC	0.050	10.6	5	0.58	1419	0.245	6.98	0.069	0.90	1.2	4.5	25	1.4	8.5	3.1	0.2	<1	13	38.0	<0.1
1472767	Drill Core	0.033	6.7	5	0.58	1025	0.248	5.84	1.921	0.94	1.1	2.8	16	0.7	10.5	3.5	0.2	<1	12	14.1	<0.1
REP 1472767	QC																				
1472769	Drill Core	0.059	6.8	9	0.69	288	0.385	7.27	2.175	1.28	0.2	2.9	17	0.9	14.4	3.8	0.2	<1	23	17.2	<0.1
REP 1472769	QC																				
1472777	Drill Core	0.056	9.4	8	0.86	379	0.351	7.36	2.239	1.26	0.2	2.4	20	0.6	20.0	2.8	0.2	<1	22	19.4	<0.1
REP 1472777	QC	0.051	9.0	9	0.85	370	0.353	7.24	2.223	1.23	0.1	2.3	19	0.6	19.5	2.6	0.1	<1	22	17.9	<0.1
1472799	Drill Core	0.055	9.7	10	0.94	129	0.276	6.72	0.028	0.65	1.9	3.0	21	0.6	14.6	2.2	0.1	<1	20	33.6	<0.1
REP 1472799	QC	0.057	10.8	10	0.96	132	0.284	6.93	0.028	0.65	1.8	3.2	21	0.6	14.7	2.2	0.2	<1	19	33.5	<0.1
1472801	Rock Pulp	0.070	14.1	38	0.70	36	0.115	1.93	0.019	0.39	>200	27.5	29	2.0	17.0	3.2	0.2	<1	3	44.2	1.8
REP 1472801	QC																				
1472803	Drill Core	0.061	11.2	8	0.97	91	0.313	7.72	0.026	0.71	0.4	4.1	25	0.6	16.2	3.0	0.2	1	21	38.2	<0.1
REP 1472803	QC																				
Core Reject Duplicates																					
1472740	Drill Core	0.069	9.2	16	2.23	175	0.315	5.96	0.049	0.71	1.9	5.6	18	0.9	13.9	2.9	0.2	<1	23	26.6	<0.1
DUP 1472740	QC	0.062	9.9	17	2.40	172	0.334	6.04	0.049	0.71	2.0	6.4	19	0.8	14.5	3.1	0.2	<1	26	27.6	<0.1
1472774	Drill Core	0.060	9.0	9	0.73	448	0.329	7.27	2.805	1.20	0.9	2.9	20	0.5	16.0	2.3	0.1	<1	24	17.0	<0.1
DUP 1472774	QC	0.059	9.0	9	0.74	460	0.326	7.30	2.883	1.17	1.0	2.9	19	0.6	16.6	2.4	0.2	1	23	17.8	<0.1
1472808	Drill Core	0.058	9.2	9	1.09	124	0.303	7.16	0.024	0.56	0.6	3.6	20	0.8	16.1	2.6	0.2	<1	19	40.1	<0.1
DUP 1472808	QC	0.061	9.6	8	1.08	107	0.302	7.13	0.024	0.59	0.6	3.7	20	1.0	16.7	2.7	0.2	<1	20	40.8	<0.1
Reference Materials																					
STD AGPROOF	Standard																				
STD DS11	Standard																				

This report supersedes all previous preliminary and final reports with this file number dated prior to the date on this certificate. Signature indicates final approval; preliminary reports are unsigned and should be used for reference only.

BUREAU VERITAS
MINERAL LABORATORIES
Canada

www.bureauveritas.com/um

Bureau Veritas Commodities Canada Ltd.
9050 Shaughnessy St Vancouver British Columbia V6P 6E5 Canada
PHONE (604) 253-3158

Client: **Goldstrike Resources Ltd.**
1010 - 1130 West Pender St.
Vancouver British Columbia V6E 4A4 Canada

Project: LUC
Report Date: October 18, 2018

QUALITY CONTROL REPORT WHI18000438.1

	Method	MA200	MA200	MA200	MA200	MA200	MA200	MA200	AQ200	FA550
	Analyte	Rb	Hf	In	Re	Se	Te	Tl	Hg	Au
	Unit	ppm	ppm	ppm	ppm	ppm	ppm	ppm	ppm	gm/t
	MDL	0.1	0.1	0.05	0.005	1	0.5	0.5	0.01	0.9
Pulp Duplicates										
1472734	Drill Core	25.3	0.5	0.12	<0.005	<1	1.2	<0.5	<0.01	
REP 1472734	QC								0.01	
1472737	Drill Core	45.9	0.4	0.08	<0.005	<1	<0.5	<0.5	<0.01	
REP 1472737	QC									
1472764	Drill Core	17.4	0.2	0.07	<0.005	<1	2.3	<0.5	0.16	
REP 1472764	QC	18.0	0.2	<0.05	<0.005	<1	2.2	<0.5		
1472767	Drill Core	22.6	0.1	<0.05	<0.005	<1	<0.5	<0.5	<0.01	
REP 1472767	QC								<0.01	
1472769	Drill Core	34.5	0.2	0.06	<0.005	<1	<0.5	<0.5	<0.01	
REP 1472769	QC									
1472777	Drill Core	37.6	0.1	<0.05	<0.005	<1	<0.5	<0.5	0.02	
REP 1472777	QC	35.5	0.2	0.06	<0.005	<1	<0.5	<0.5		
1472799	Drill Core	18.9	0.2	<0.05	<0.005	<1	0.5	<0.5	<0.01	
REP 1472799	QC	22.6	0.2	<0.05	<0.005	<1	<0.5	<0.5		
1472801	Rock Pulp	24.3	0.8	0.10	<0.005	2	2.7	4.3	6.20	16.1
REP 1472801	QC								6.02	15.9
1472803	Drill Core	14.0	0.2	0.05	<0.005	<1	0.5	<0.5	0.03	
REP 1472803	QC									
Core Reject Duplicates										
1472740	Drill Core	23.8	0.3	0.06	<0.005	<1	1.5	<0.5	0.05	
DUP 1472740	QC	23.9	0.3	<0.05	<0.005	<1	2.5	<0.5	0.05	
1472774	Drill Core	34.0	0.2	0.06	<0.005	<1	<0.5	<0.5	0.02	
DUP 1472774	QC	33.5	0.2	0.07	<0.005	<1	<0.5	<0.5	<0.01	
1472808	Drill Core	17.2	0.2	<0.05	<0.005	<1	<0.5	<0.5	0.16	
DUP 1472808	QC	17.6	0.2	<0.05	<0.005	<1	<0.5	<0.5	0.20	
Reference Materials										
STD AGPROOF	Standard									<0.9
STD DS11	Standard								0.25	

This report supersedes all previous preliminary and final reports with this file number dated prior to the date on this certificate. Signature indicates final approval; preliminary reports are unsigned and should be used for reference only.

BUREAU VERITAS
MINERAL LABORATORIES
Canada

www.bureauveritas.com/um

Bureau Veritas Commodities Canada Ltd.
9050 Shaughnessy St Vancouver British Columbia V6P 6E5 Canada
PHONE (604) 253-3158

Client: **Goldstrike Resources Ltd.**
1010 - 1130 West Pender St.
Vancouver British Columbia V6E 4A4 Canada

Project: LUC
Report Date: October 18, 2018

QUALITY CONTROL REPORT WHI18000438.1

		WGHT	FA350	MA200	MA200	MA200	MA200	MA200	MA200	MA200	MA200	MA200	MA200	MA200	MA200	MA200	MA200	MA200	MA200	MA200	MA200
		Wgt	Au	Mo	Cu	Pb	Zn	Ag	Ni	Co	Mn	Fe	As	U	Th	Sr	Cd	Sb	Bi	V	Ca
		kg	ppb	ppm	ppm	ppm	ppm	ppm	ppm	ppm	ppm	%	ppm	ppm	ppm	ppm	ppm	ppm	ppm	ppm	%
		0.01	2	0.1	0.1	0.1	1	0.1	0.1	0.2	1	0.01	1	0.1	0.1	1	0.1	0.1	0.1	1	0.01
STD DS11	Standard																				
STD DS11	Standard																				
STD OREAS25A-4A	Standard			2.3	31.3	24.4	42	<0.1	43.2	7.5	481	6.44	10	2.7	15.5	48	<0.1	0.6	0.3	158	0.30
STD OREAS25A-4A	Standard			2.5	32.4	24.1	39	<0.1	46.0	7.7	476	6.28	10	2.8	15.4	43	<0.1	0.5	0.2	152	0.26
STD OREAS25A-4A	Standard			2.1	37.0	24.3	49	<0.1	44.4	7.8	495	6.50	10	2.9	14.0	48	<0.1	1.0	0.4	157	0.28
STD OREAS25A-4A	Standard			2.5	36.7	25.7	47	<0.1	45.5	7.8	490	6.51	9	3.0	16.6	49	<0.1	0.6	0.4	162	0.30
STD OREAS45EA	Standard																				
STD OREAS45EA	Standard																				
STD OREAS45EA	Standard																				
STD OREAS45E	Standard			2.7	820.4	19.4	50	0.3	514.0	60.6	610	24.43	18	2.7	15.3	18	<0.1	1.0	0.3	361	0.07
STD OREAS45E	Standard			2.5	775.2	18.9	46	0.3	488.1	58.5	573	24.11	17	2.7	13.9	17	<0.1	1.1	0.2	345	0.08
STD OREAS45E	Standard			2.5	790.1	19.5	53	0.3	479.7	59.2	580	24.91	17	2.6	13.5	18	<0.1	1.0	0.4	334	0.06
STD OXC145	Standard		213																		
STD OXC145	Standard		206																		
STD OXC145	Standard		205																		
STD OXH139	Standard		1305																		
STD OXH139	Standard		1292																		
STD OXH139	Standard		1343																		
STD OXQ114	Standard																				
STD SP49	Standard																				
STD OXC145 Expected			212																		
STD OXH139 Expected			1312																		
STD DS11 Expected																					
STD AGPROOF Expected																					
STD SP49 Expected																					
STD OXQ114 Expected																					
STD OREAS25A-4A Expected				2.55	33.9	25.2	44.4		45.8	8.2	470	6.6	9.94	2.94	15.8	48.5		0.67	0.35	157	0.309
STD OREAS45E Expected				2.4	780	18.2	46.7	0.311	454	57	570	24.12	16.3	2.41	12.9	15.9	0.06	1	0.28	322	0.065
BLK	Blank		<2																		

This report supersedes all previous preliminary and final reports with this file number dated prior to the date on this certificate. Signature indicates final approval; preliminary reports are unsigned and should be used for reference only.

BUREAU VERITAS
MINERAL LABORATORIES
Canada

www.bureauveritas.com/um

Bureau Veritas Commodities Canada Ltd.
9050 Shaughnessy St Vancouver British Columbia V6P 6E5 Canada
PHONE (604) 253-3158

Client: **Goldstrike Resources Ltd.**
1010 - 1130 West Pender St.
Vancouver British Columbia V6E 4A4 Canada

Project: LUC
Report Date: October 18, 2018

QUALITY CONTROL REPORT WHI18000438.1

		MA200 P % 0.001	MA200 La ppm 0.1	MA200 Cr ppm 1	MA200 Mg % 0.01	MA200 Ba ppm 1	MA200 Ti % 0.001	MA200 Al % 0.01	MA200 Na % 0.001	MA200 K % 0.01	MA200 W ppm 0.1	MA200 Zr ppm 0.1	MA200 Ce ppm 1	MA200 Sn ppm 0.1	MA200 Y ppm 0.1	MA200 Nb ppm 0.1	MA200 Ta ppm 0.1	MA200 Be ppm 1	MA200 Sc ppm 1	MA200 Li ppm 0.1	MA200 S % 0.1
STD DS11	Standard																				
STD DS11	Standard																				
STD OREAS25A-4A	Standard	0.051	20.9	108	0.33	147	0.909	8.67	0.127	0.50	1.9	148.7	44	3.6	9.5	18.6	1.3	<1	12	38.0	<0.1
STD OREAS25A-4A	Standard	0.047	18.0	108	0.31	140	0.902	8.26	0.121	0.47	1.9	146.7	47	3.9	8.7	19.4	1.4	<1	12	36.3	<0.1
STD OREAS25A-4A	Standard	0.048	18.4	113	0.32	142	0.917	8.40	0.142	0.49	1.9	151.4	44	4.3	9.9	19.8	1.5	1	12	36.3	<0.1
STD OREAS25A-4A	Standard	0.050	23.2	112	0.32	151	0.895	9.04	0.138	0.48	1.7	148.0	48	3.7	10.7	19.6	1.4	<1	13	36.8	<0.1
STD OREAS45EA	Standard																				
STD OREAS45EA	Standard																				
STD OREAS45EA	Standard																				
STD OREAS45E	Standard	0.037	11.8	1096	0.18	262	0.539	7.04	0.063	0.37	1.1	100.1	25	1.2	8.6	6.0	0.5	<1	100	6.8	<0.1
STD OREAS45E	Standard	0.034	9.7	970	0.16	240	0.523	6.92	0.059	0.34	1.1	95.9	21	1.3	6.9	6.0	0.5	<1	92	7.3	<0.1
STD OREAS45E	Standard	0.034	12.1	995	0.15	263	0.531	7.00	0.055	0.34	1.0	99.8	26	1.4	8.6	6.6	0.5	<1	89	7.2	<0.1
STD OXC145	Standard																				
STD OXC145	Standard																				
STD OXC145	Standard																				
STD OXH139	Standard																				
STD OXH139	Standard																				
STD OXH139	Standard																				
STD OXQ114	Standard																				
STD SP49	Standard																				
STD OXC145 Expected																					
STD OXH139 Expected																					
STD DS11 Expected																					
STD AGPROOF Expected																					
STD SP49 Expected																					
STD OXQ114 Expected																					
STD OREAS25A-4A Expected		0.048	21.8	115	0.327	147	0.977	8.87	0.134	0.482	2	155	48.9	4.06	10.5	20.9	1.5	0.93	13.7	36.7	0.047
STD OREAS45E Expected		0.034	11	979	0.156	252	0.559	6.78	0.059	0.324	1.07	97	23.5	1.32	8.28	6.8	0.54		93	6.58	0.046
BLK	Blank																				

This report supersedes all previous preliminary and final reports with this file number dated prior to the date on this certificate. Signature indicates final approval; preliminary reports are unsigned and should be used for reference only.

BUREAU VERITAS
MINERAL LABORATORIES
Canada

www.bureauveritas.com/um

Bureau Veritas Commodities Canada Ltd.
9050 Shaughnessy St Vancouver British Columbia V6P 6E5 Canada
PHONE (604) 253-3158

Client: **Goldstrike Resources Ltd.**
1010 - 1130 West Pender St.
Vancouver British Columbia V6E 4A4 Canada

Project: LUC
Report Date: October 18, 2018

QUALITY CONTROL REPORT WHI18000438.1

		MA200 Rb ppm 0.1	MA200 Hf ppm 0.1	MA200 In ppm 0.05	MA200 Re ppm 0.005	MA200 Se ppm 1	MA200 Te ppm 0.5	MA200 Tl ppm 0.5	AQ200 Hg ppm 0.01	FA550 Au gm/t 0.9
STD DS11	Standard								0.27	
STD DS11	Standard								0.30	
STD OREAS25A-4A	Standard	58.3	3.7	0.07	<0.005	3	<0.5	<0.5		
STD OREAS25A-4A	Standard	57.0	3.9	0.07	<0.005	2	<0.5	<0.5		
STD OREAS25A-4A	Standard	54.8	4.1	0.12	<0.005	3	<0.5	<0.5		
STD OREAS25A-4A	Standard	59.2	3.9	0.11	<0.005	2	<0.5	<0.5		
STD OREAS45EA	Standard								0.01	
STD OREAS45EA	Standard								0.02	
STD OREAS45EA	Standard								0.02	
STD OREAS45E	Standard	23.3	3.0	0.11	<0.005	3	<0.5	<0.5		
STD OREAS45E	Standard	22.3	3.2	0.09	<0.005	2	<0.5	<0.5		
STD OREAS45E	Standard	22.1	3.1	0.11	<0.005	2	<0.5	<0.5		
STD OXC145	Standard									
STD OXC145	Standard									
STD OXC145	Standard									
STD OXH139	Standard									
STD OXH139	Standard									
STD OXH139	Standard									
STD OXQ114	Standard									35.3
STD SP49	Standard									18.3
STD OXC145 Expected										
STD OXH139 Expected										
STD DS11 Expected									0.26	
STD AGPROOF Expected										0
STD SP49 Expected										18.34
STD OXQ114 Expected										35.2
STD OREAS25A-4A Expected		61	4.28	0.09		2.5		0.35		
STD OREAS45E Expected		21.2	3.11	0.099		2.97	0.1	0.15		
BLK	Blank									

This report supersedes all previous preliminary and final reports with this file number dated prior to the date on this certificate. Signature indicates final approval; preliminary reports are unsigned and should be used for reference only.

BUREAU VERITAS
MINERAL LABORATORIES
Canada

www.bureauveritas.com/um

Bureau Veritas Commodities Canada Ltd.
9050 Shaughnessy St Vancouver British Columbia V6P 6E5 Canada
PHONE (604) 253-3158

Client: **Goldstrike Resources Ltd.**
1010 - 1130 West Pender St.
Vancouver British Columbia V6E 4A4 Canada

Project: LUC
Report Date: October 18, 2018

QUALITY CONTROL REPORT WHI18000438.1

		WGHT	FA350	MA200	MA200	MA200	MA200	MA200	MA200	MA200	MA200	MA200	MA200	MA200	MA200	MA200	MA200	MA200	MA200	MA200	MA200
		Wgt	Au	Mo	Cu	Pb	Zn	Ag	Ni	Co	Mn	Fe	As	U	Th	Sr	Cd	Sb	Bi	V	Ca
		kg	ppb	ppm	ppm	ppm	ppm	ppm	ppm	ppm	ppm	%	ppm	ppm	ppm	ppm	ppm	ppm	ppm	ppm	%
		0.01	2	0.1	0.1	0.1	1	0.1	0.1	0.2	1	0.01	1	0.1	0.1	1	0.1	0.1	0.1	1	0.01
BLK	Blank		<2																		
BLK	Blank		3																		
BLK	Blank		<2																		
BLK	Blank		<2																		
BLK	Blank		<2																		
BLK	Blank																				
BLK	Blank																				
BLK	Blank																				
BLK	Blank			<0.1	<0.1	<0.1	<1	<0.1	<0.1	<0.2	<1	<0.01	<1	<0.1	<0.1	<1	<0.1	<0.1	<0.1	<1	<0.01
BLK	Blank			<0.1	<0.1	<0.1	<1	<0.1	<0.1	<0.2	<1	<0.01	<1	<0.1	<0.1	<1	<0.1	<0.1	<0.1	<1	<0.01
BLK	Blank			<0.1	<0.1	<0.1	<1	<0.1	<0.1	<0.2	<1	<0.01	<1	<0.1	<0.1	<1	<0.1	<0.1	<0.1	<1	<0.01
BLK	Blank																				
BLK	Blank			<0.1	0.2	<0.1	<1	<0.1	0.2	<0.2	<1	<0.01	<1	<0.1	<0.1	<1	<0.1	<0.1	<0.1	<1	<0.01
Prep Wash																					
ROCK-WHI	Prep Blank		<2	0.9	4.3	2.9	42	<0.1	1.1	4.5	694	2.07	3	1.2	3.0	211	<0.1	<0.1	<0.1	35	1.43
ROCK-WHI	Prep Blank		<2	1.0	3.1	2.8	36	<0.1	1.0	4.2	647	1.97	3	1.2	2.7	203	<0.1	<0.1	<0.1	32	1.42

This report supersedes all previous preliminary and final reports with this file number dated prior to the date on this certificate. Signature indicates final approval; preliminary reports are unsigned and should be used for reference only.

BUREAU VERITAS
MINERAL LABORATORIES
Canada

www.bureauveritas.com/um

Bureau Veritas Commodities Canada Ltd.
9050 Shaughnessy St Vancouver British Columbia V6P 6E5 Canada
PHONE (604) 253-3158

Client: **Goldstrike Resources Ltd.**
1010 - 1130 West Pender St.
Vancouver British Columbia V6E 4A4 Canada

Project: LUC
Report Date: October 18, 2018

QUALITY CONTROL REPORT WHI18000438.1

		MA200 P % 0.001	MA200 La ppm 0.1	MA200 Cr ppm 1	MA200 Mg % 0.01	MA200 Ba ppm 1	MA200 Ti % 0.001	MA200 Al % 0.01	MA200 Na % 0.001	MA200 K % 0.01	MA200 W ppm 0.1	MA200 Zr ppm 0.1	MA200 Ce ppm 1	MA200 Sn ppm 0.1	MA200 Y ppm 0.1	MA200 Nb ppm 0.1	MA200 Ta ppm 0.1	MA200 Be ppm 1	MA200 Sc ppm 1	MA200 Li ppm 0.1	MA200 S % 0.1
BLK	Blank																				
BLK	Blank																				
BLK	Blank																				
BLK	Blank																				
BLK	Blank																				
BLK	Blank																				
BLK	Blank																				
BLK	Blank																				
BLK	Blank	<0.001	<0.1	<1	<0.01	<1	<0.001	<0.01	0.005	<0.01	<0.1	<0.1	<1	<0.1	<0.1	<0.1	<0.1	<1	<1	<0.1	<0.1
BLK	Blank	<0.001	<0.1	<1	<0.01	<1	<0.001	<0.01	0.004	<0.01	<0.1	<0.1	<1	<0.1	<0.1	<0.1	<0.1	<1	<1	0.2	<0.1
BLK	Blank	<0.001	<0.1	<1	<0.01	<1	<0.001	<0.01	0.006	<0.01	<0.1	<0.1	<1	<0.1	<0.1	<0.1	<0.1	<1	<1	<0.1	<0.1
BLK	Blank																				
BLK	Blank	<0.001	<0.1	<1	<0.01	<1	<0.001	<0.01	<0.001	<0.01	<0.1	<0.1	<1	<0.1	<0.1	<0.1	<0.1	<1	<1	<0.1	<0.1
Prep Wash																					
ROCK-WHI	Prep Blank	0.038	12.7	2	0.51	888	0.198	6.49	3.362	1.72	0.3	49.8	24	0.7	15.3	5.2	0.4	1	7	2.6	<0.1
ROCK-WHI	Prep Blank	0.038	11.8	3	0.50	831	0.199	6.49	3.525	1.62	0.2	48.7	23	0.7	15.6	5.2	0.3	1	7	2.4	<0.1

This report supersedes all previous preliminary and final reports with this file number dated prior to the date on this certificate. Signature indicates final approval; preliminary reports are unsigned and should be used for reference only.

BUREAU VERITAS
MINERAL LABORATORIES
Canada

www.bureauveritas.com/um

Bureau Veritas Commodities Canada Ltd.

9050 Shaughnessy St Vancouver British Columbia V6P 6E5 Canada
PHONE (604) 253-3158

Client: **Goldstrike Resources Ltd.**
1010 - 1130 West Pender St.
Vancouver British Columbia V6E 4A4 Canada

Project: LUC
Report Date: October 18, 2018

QUALITY CONTROL REPORT WHI18000438.1

		MA200 Rb ppm 0.1	MA200 Hf ppm 0.1	MA200 In ppm 0.05	MA200 Re ppm 0.005	MA200 Se ppm 1	MA200 Te ppm 0.5	MA200 Tl ppm 0.5	AQ200 Hg ppm 0.01	FA550 Au gm/t 0.9
BLK	Blank									
BLK	Blank									
BLK	Blank									
BLK	Blank									
BLK	Blank									
BLK	Blank								<0.01	
BLK	Blank								<0.01	
BLK	Blank								<0.01	
BLK	Blank	<0.1	<0.1	<0.05	<0.005	<1	<0.5	<0.5		
BLK	Blank	0.3	<0.1	<0.05	<0.005	<1	<0.5	<0.5		
BLK	Blank	<0.1	<0.1	<0.05	<0.005	2	<0.5	<0.5		
BLK	Blank									<0.9
BLK	Blank	0.1	<0.1	<0.05	<0.005	<1	<0.5	<0.5		
Prep Wash										
ROCK-WHI	Prep Blank	35.8	1.5	<0.05	<0.005	<1	<0.5	<0.5	<0.01	
ROCK-WHI	Prep Blank	34.7	1.7	<0.05	<0.005	<1	<0.5	<0.5	<0.01	

This report supersedes all previous preliminary and final reports with this file number dated prior to the date on this certificate. Signature indicates final approval; preliminary reports are unsigned and should be used for reference only.

DDLS-18-08 Assay Certificate WHI18000461.1

BUREAU VERITAS
MINERAL LABORATORIES
Canada

www.bureauveritas.com/um

Bureau Veritas Commodities Canada Ltd.
9050 Shaughnessy St Vancouver British Columbia V6P 6E5 Canada
PHONE (604) 253-3158

Client: **Goldstrike Resources Ltd.**
1010 - 1130 West Pender St.
Vancouver British Columbia V6E 4A4 Canada

Submitted By: Dan Ferraro
Receiving Lab: Canada-Whitehorse
Received: July 26, 2018
Report Date: October 18, 2018

CERTIFICATE OF ANALYSIS WHI18000461.1

CLIENT JOB INFORMATION

Project: LUC
Shipment ID: DDLS-18-08
P.O. Number
Number of Samples: 135

SAMPLE DISPOSAL

STOR-PLP Store After 90 days Invoice for Storage
STOR-RJT Store After 60 days Invoice for Storage

Bureau Veritas does not accept responsibility for samples left at the laboratory after 90 days without prior written instructions for sample storage or return.

SAMPLE PREPARATION AND ANALYTICAL PROCEDURES

Procedure Code	Number of Samples	Code Description	Test Wgt (g)	Report Status	Lab
PRP70-250	123	Crush, split and pulverize 250 g rock to 200 mesh			WHI
SLBHP	12	Sort, label and box pulps			WHI
FA350-Au	135	50g Fire assay fusion Au by ICP-ES	50	Completed	VAN
EN002	135	Environmental disposal charge-Fire assay lead waste			VAN
MA200	135	4 Acid digestion ICP-MS analysis	0.25	Completed	VAN
AQ200-HG	135	Hg by AR digestion ICP-MS analysis	0.5	Completed	VAN
SHP01	135	Per sample shipping charges for branch shipments			VAN
FA550	1	Lead collection fire assay 50G fusion - Grav finish	50	Completed	VAN

ADDITIONAL COMMENTS

Invoice To: Luckystrike Resources Ltd.
1010 – 1130 West Pender Street
Vancouver British Columbia V6E 4A4
Canada

CC: Daithi Mac Gerailt

BRITISH COLUMBIA CERTIFIED ASSAYER
Marcus Lau
MARCUS LAU
Production Manager

This report supersedes all previous preliminary and final reports with this file number dated prior to the date on this certificate. Signature indicates final approval; preliminary reports are unsigned and should be used for reference only.
All results are considered the confidential property of the client. Bureau Veritas assumes the liabilities for actual cost of analysis only. Results apply to samples as submitted.
"*" asterisk indicates that an analytical result could not be provided due to unusually high levels of interference from other elements.

BUREAU VERITAS
MINERAL LABORATORIES
Canada

www.bureauveritas.com/um

Bureau Veritas Commodities Canada Ltd.

9050 Shaughnessy St Vancouver British Columbia V6P 6E5 Canada
PHONE (604) 253-3158

Client: **Goldstrike Resources Ltd.**
1010 - 1130 West Pender St.
Vancouver British Columbia V6E 4A4 Canada

Project: LUC
Report Date: October 18, 2018

CERTIFICATE OF ANALYSIS WHI18000461.1

	Method	WGHT	FA350	MA200	MA200	MA200	MA200	MA200	MA200	MA200	MA200	MA200	MA200	MA200	MA200	MA200	MA200	MA200	MA200	MA200	MA200
	Analyte	Wgt	Au	Mo	Cu	Pb	Zn	Ag	Ni	Co	Mn	Fe	As	U	Th	Sr	Cd	Sb	Bi	V	Ca
	Unit	kg	ppb	ppm	ppm	ppm	ppm	ppm	ppm	ppm	ppm	%	ppm	ppm	ppm	ppm	ppm	ppm	ppm	ppm	%
	MDL	0.01	2	0.1	0.1	0.1	1	0.1	0.1	0.2	1	0.01	1	0.1	0.1	1	0.1	0.1	0.1	1	0.01
1472823	Drill Core	3.29	76	1.9	12.2	9.4	40	0.6	3.8	9.6	666	2.74	16	0.4	3.3	212	0.3	13.7	<0.1	79	2.44
1472824	Drill Core	3.42	19	1.3	5.8	7.4	36	0.1	3.2	7.0	445	2.38	15	0.4	2.6	214	0.1	16.3	<0.1	67	3.22
1472825	Rock Pulp	0.06	4	8.1	46.2	5.5	62	<0.1	36.5	12.8	792	4.21	7	0.7	1.7	303	0.2	1.1	<0.1	127	2.94
1472826	Rock Pulp	0.09	583	50.8	>10000	935.8	>10000	56.4	17.1	3.2	661	12.32	118	4.4	0.2	54	257.3	53.8	11.7	45	1.60
1472827	Drill Core	4.44	11	1.1	32.0	4.1	57	0.1	3.6	9.6	507	3.16	6	0.5	2.3	177	<0.1	3.2	<0.1	92	3.03
1472828	Drill Core	3.19	4	2.0	30.7	4.0	54	0.3	3.4	13.7	727	3.39	6	0.6	2.0	205	<0.1	1.7	<0.1	86	3.93
1472829	Drill Core	4.77	9	1.2	21.7	3.0	46	0.3	3.0	10.1	655	3.24	6	0.4	1.4	175	<0.1	1.2	<0.1	91	4.01
1472830	Drill Core	3.83	<2	1.1	15.5	4.5	53	0.5	4.4	13.1	782	3.81	8	0.6	1.5	220	<0.1	1.8	<0.1	112	4.82
1472831	Drill Core	3.62	29	1.2	29.9	4.6	54	0.2	3.5	11.3	547	3.16	6	0.6	2.0	173	<0.1	0.9	<0.1	88	3.52
1472832	Drill Core	4.79	30	1.9	13.2	4.6	51	0.3	5.2	12.6	654	3.50	6	0.8	3.0	159	<0.1	1.3	<0.1	101	4.00
1472833	Drill Core	3.70	7	1.0	20.0	4.0	47	0.2	9.5	14.8	692	3.48	4	0.6	2.2	145	<0.1	2.0	<0.1	118	3.94
1472834	Drill Core	4.67	4	0.8	27.6	4.0	66	0.2	7.4	13.8	719	4.15	4	0.7	2.1	209	<0.1	1.1	<0.1	129	4.28
1472835	Drill Core	4.76	4	0.9	26.1	4.4	67	0.1	4.4	13.5	754	3.85	5	0.8	2.7	239	<0.1	0.7	<0.1	114	4.15
1472836	Drill Core	2.64	581	2.8	57.0	5.6	67	0.9	6.7	17.7	829	4.44	4	0.8	2.3	142	0.2	1.6	<0.1	123	3.96
1472837	Drill Core	4.70	18	2.4	15.3	11.8	58	<0.1	9.6	7.7	539	2.73	3	1.2	5.1	333	<0.1	1.2	<0.1	85	2.38
1472838	Drill Core	3.48	10	3.4	37.5	6.4	76	<0.1	6.0	14.5	830	4.72	5	1.0	2.2	266	<0.1	0.9	<0.1	148	3.91
1472839	Drill Core	3.73	8	5.0	49.7	5.4	72	0.3	5.6	17.5	1273	4.75	6	0.9	1.9	215	<0.1	1.3	<0.1	144	4.90
1472840	Drill Core	3.73	9	3.3	58.7	4.4	59	0.1	5.4	17.6	864	4.25	5	0.7	2.2	144	<0.1	2.4	<0.1	140	2.84
1472841	Drill Core	4.76	23	6.5	40.4	3.6	51	0.3	4.7	10.7	523	3.79	4	0.7	2.9	32	<0.1	4.5	<0.1	110	1.85
1472842	Drill Core	2.27	101	6.9	19.8	4.4	53	0.3	4.9	12.3	863	3.69	5	0.6	3.2	32	<0.1	3.7	<0.1	98	5.78
1472843	Drill Core	2.51	7	3.4	50.6	4.8	44	0.3	4.3	12.6	649	3.49	7	0.5	1.9	48	<0.1	5.1	<0.1	117	4.75
1472844	Drill Core	3.99	419	3.1	22.8	4.3	54	1.7	4.8	13.4	990	3.36	5	0.4	2.0	40	0.1	12.1	<0.1	76	6.08
1472845	Drill Core	4.42	210	2.1	27.9	3.9	51	0.1	3.6	11.0	746	3.47	4	0.6	3.4	66	<0.1	2.0	<0.1	109	4.25
1472846	Drill Core	4.92	38	2.3	57.6	4.1	68	0.1	5.8	18.2	923	4.35	3	0.6	2.2	163	<0.1	1.9	<0.1	134	4.59
1472847	Drill Core	2.53	<2	0.7	37.3	3.7	65	0.1	7.3	14.6	707	4.06	3	0.6	1.8	414	<0.1	0.5	<0.1	121	4.24
1472848	Drill Core	2.25	189	0.6	33.9	3.8	65	0.4	5.5	17.1	973	4.60	2	0.7	2.0	338	<0.1	0.3	<0.1	134	4.55
1472849	Drill Core	4.25	27	1.4	27.3	3.9	57	<0.1	9.9	16.1	848	3.83	4	0.5	1.9	293	0.1	0.6	<0.1	118	4.37
1472850	Rock Pulp	0.05	4	8.9	48.4	5.8	60	0.1	38.9	12.9	846	4.27	6	0.7	1.9	326	<0.1	1.0	<0.1	128	2.99
1472851	Rock Pulp	0.06	>10000	12.1	63.4	22.5	78	1.0	21.5	3.8	485	3.54	1134	3.3	2.7	41	0.8	169.4	0.7	120	15.66
1472852	Drill Core	4.91	78	1.8	35.8	4.1	57	0.2	5.6	11.6	737	3.64	3	0.6	2.1	258	0.1	1.1	<0.1	120	3.30

This report supersedes all previous preliminary and final reports with this file number dated prior to the date on this certificate. Signature indicates final approval; preliminary reports are unsigned and should be used for reference only.

BUREAU VERITAS
MINERAL LABORATORIES
Canada

www.bureauveritas.com/um

Bureau Veritas Commodities Canada Ltd.

9050 Shaughnessy St Vancouver British Columbia V6P 6E5 Canada
PHONE (604) 253-3158

Client: **Goldstrike Resources Ltd.**
1010 - 1130 West Pender St.
Vancouver British Columbia V6E 4A4 Canada

Project: LUC
Report Date: October 18, 2018

CERTIFICATE OF ANALYSIS WHI18000461.1

	Method	MA200	MA200	MA200	MA200	MA200	MA200	MA200	MA200	MA200	MA200	MA200	MA200	MA200	MA200	MA200	MA200	MA200	MA200	MA200	MA200
	Analyte	P	La	Cr	Mg	Ba	Ti	Al	Na	K	W	Zr	Ce	Sn	Y	Nb	Ta	Be	Sc	Li	S
	Unit	%	ppm	ppm	%	ppm	%	%	%	%	ppm	ppm	ppm	ppm	ppm	ppm	ppm	ppm	ppm	ppm	%
	MDL	0.001	0.1	1	0.01	1	0.001	0.01	0.001	0.01	0.1	0.1	1	0.1	0.1	0.1	0.1	1	1	0.1	0.1
1472823	Drill Core	0.039	12.4	7	0.21	707	0.160	6.80	2.073	1.28	3.8	5.9	26	0.7	10.6	2.3	0.2	<1	12	28.5	<0.1
1472824	Drill Core	0.040	8.8	6	0.17	723	0.199	6.34	1.144	1.17	2.1	3.7	20	0.6	11.7	2.3	0.1	<1	10	30.5	<0.1
1472825	Rock Pulp	0.053	8.8	52	1.36	496	0.380	6.63	2.494	0.95	0.7	27.9	19	1.4	15.0	4.0	0.2	1	16	14.7	<0.1
1472826	Rock Pulp	0.041	2.6	13	2.28	84	0.028	3.79	0.447	0.77	0.6	31.9	8	3.0	5.2	0.4	<0.1	<1	8	7.7	>10
1472827	Drill Core	0.047	7.3	6	0.23	288	0.234	6.89	0.775	0.89	1.0	2.5	19	0.7	16.0	2.5	0.1	1	17	26.9	<0.1
1472828	Drill Core	0.043	7.6	5	0.35	472	0.290	6.49	2.205	1.08	0.6	2.3	18	1.0	19.5	2.9	0.1	<1	20	15.3	<0.1
1472829	Drill Core	0.050	7.0	6	0.23	480	0.269	6.21	2.342	1.43	1.8	2.0	17	0.6	18.7	2.4	0.1	1	18	12.4	<0.1
1472830	Drill Core	0.054	5.6	7	0.23	404	0.299	7.11	2.843	0.98	0.2	3.3	15	0.8	18.8	2.7	0.1	<1	22	16.6	<0.1
1472831	Drill Core	0.055	6.3	6	0.26	399	0.297	6.79	2.348	1.17	0.3	2.6	15	0.6	17.1	2.9	0.2	1	19	14.5	<0.1
1472832	Drill Core	0.055	9.3	6	0.38	477	0.281	6.74	2.335	1.51	1.9	2.9	21	0.7	18.4	3.0	0.2	1	19	16.9	<0.1
1472833	Drill Core	0.044	6.3	10	0.43	395	0.252	7.39	2.179	1.26	0.3	5.7	14	0.8	13.6	2.3	0.1	1	16	19.0	<0.1
1472834	Drill Core	0.067	7.3	9	0.57	530	0.257	7.42	1.956	1.48	0.4	5.3	17	0.7	16.2	1.7	0.1	<1	19	18.4	<0.1
1472835	Drill Core	0.066	7.9	7	0.51	574	0.280	7.57	2.919	1.57	1.0	5.0	17	0.6	12.2	2.0	0.1	1	16	13.7	<0.1
1472836	Drill Core	0.081	8.6	7	0.50	572	0.257	7.72	2.560	1.94	2.4	5.1	19	1.0	16.5	2.2	0.1	<1	20	17.5	<0.1
1472837	Drill Core	0.051	10.7	22	0.30	1441	0.251	7.02	2.509	3.27	0.9	41.9	22	1.4	11.0	4.4	0.3	1	12	9.7	<0.1
1472838	Drill Core	0.079	8.7	11	0.72	554	0.379	7.54	3.485	1.29	0.2	4.3	20	0.8	18.1	2.9	0.1	<1	25	10.8	<0.1
1472839	Drill Core	0.076	9.5	10	0.69	575	0.354	7.33	2.372	1.43	0.3	5.7	21	0.8	25.7	2.3	0.1	<1	25	13.5	<0.1
1472840	Drill Core	0.072	7.4	10	0.61	472	0.333	7.79	2.502	1.21	0.6	4.0	19	0.8	15.6	2.7	0.2	<1	24	15.1	<0.1
1472841	Drill Core	0.065	7.4	6	0.42	379	0.271	7.95	0.113	1.36	1.4	6.0	17	0.6	10.2	2.1	<0.1	<1	16	29.3	<0.1
1472842	Drill Core	0.046	10.9	5	0.24	184	0.229	6.59	0.022	0.90	2.3	7.5	21	0.4	14.8	1.8	<0.1	1	11	30.4	<0.1
1472843	Drill Core	0.068	10.2	9	0.30	178	0.301	6.74	0.101	1.02	0.7	3.1	21	0.5	12.5	2.1	0.1	<1	23	30.1	<0.1
1472844	Drill Core	0.034	6.8	5	0.20	140	0.140	4.58	0.033	0.52	0.8	3.6	15	0.4	11.7	1.0	<0.1	<1	12	40.8	<0.1
1472845	Drill Core	0.056	8.3	6	0.37	360	0.188	6.86	0.911	2.28	5.3	5.6	18	0.6	10.4	1.9	0.1	2	15	20.6	<0.1
1472846	Drill Core	0.071	9.5	9	0.59	567	0.237	7.50	1.696	1.51	1.6	3.2	21	1.1	19.4	1.6	<0.1	<1	22	14.2	<0.1
1472847	Drill Core	0.059	7.6	4	0.90	4879	0.245	8.00	3.113	1.28	0.6	3.7	17	0.6	13.5	1.9	0.1	<1	16	12.4	0.1
1472848	Drill Core	0.071	9.4	10	0.93	2269	0.271	7.69	3.124	1.31	1.3	4.0	22	0.6	19.6	1.8	0.1	<1	27	13.4	<0.1
1472849	Drill Core	0.059	8.7	8	0.82	1232	0.227	7.61	3.146	1.27	1.1	5.5	19	0.6	14.2	1.4	<0.1	1	17	12.4	<0.1
1472850	Rock Pulp	0.067	9.5	53	1.38	556	0.380	6.74	2.469	0.94	0.8	27.9	21	1.7	16.3	4.2	0.3	1	15	15.6	<0.1
1472851	Rock Pulp	0.069	15.1	35	0.74	35	0.113	1.94	0.019	0.41	>200	25.7	30	2.0	17.8	3.3	0.2	<1	4	43.0	1.8
1472852	Drill Core	0.062	8.3	8	0.80	520	0.235	7.49	3.238	1.22	2.4	3.3	19	0.5	15.9	2.0	<0.1	1	22	14.6	<0.1

This report supersedes all previous preliminary and final reports with this file number dated prior to the date on this certificate. Signature indicates final approval; preliminary reports are unsigned and should be used for reference only.

BUREAU VERITAS
MINERAL LABORATORIES
Canada

www.bureauveritas.com/um

Bureau Veritas Commodities Canada Ltd.

9050 Shaughnessy St Vancouver British Columbia V6P 6E5 Canada
PHONE (604) 253-3158

Client: **Goldstrike Resources Ltd.**
1010 - 1130 West Pender St.
Vancouver British Columbia V6E 4A4 Canada

Project: LUC
Report Date: October 18, 2018

CERTIFICATE OF ANALYSIS WHI18000461.1

	Method	MA200	MA200	MA200	MA200	MA200	MA200	MA200	AQ200	FA550
	Analyte	Rb	Hf	In	Re	Se	Te	Tl	Hg	Au
	Unit	ppm	ppm	ppm	ppm	ppm	ppm	ppm	ppm	gm/t
	MDL	0.1	0.1	0.05	0.005	1	0.5	0.5	0.01	0.9
1472823	Drill Core	27.4	0.2	0.06	<0.005	1	<0.5	<0.5	0.03	
1472824	Drill Core	25.3	0.2	<0.05	<0.005	1	<0.5	<0.5	<0.01	
1472825	Rock Pulp	16.3	1.1	0.06	<0.005	1	<0.5	<0.5	0.01	
1472826	Rock Pulp	9.6	0.9	9.84	0.011	3	8.0	2.6	2.78	
1472827	Drill Core	20.2	0.1	<0.05	<0.005	1	<0.5	<0.5	<0.01	
1472828	Drill Core	29.6	0.1	<0.05	<0.005	<1	<0.5	<0.5	<0.01	
1472829	Drill Core	27.9	0.1	0.08	<0.005	<1	<0.5	<0.5	<0.01	
1472830	Drill Core	19.9	0.2	0.07	<0.005	<1	<0.5	<0.5	0.01	
1472831	Drill Core	28.0	0.1	<0.05	<0.005	<1	<0.5	<0.5	0.01	
1472832	Drill Core	32.7	0.1	<0.05	<0.005	<1	<0.5	<0.5	0.01	
1472833	Drill Core	32.7	0.2	<0.05	<0.005	1	<0.5	<0.5	<0.01	
1472834	Drill Core	34.7	0.3	0.05	<0.005	<1	<0.5	<0.5	<0.01	
1472835	Drill Core	39.9	0.2	<0.05	<0.005	<1	<0.5	<0.5	<0.01	
1472836	Drill Core	46.6	0.3	<0.05	<0.005	<1	0.8	<0.5	0.02	
1472837	Drill Core	64.4	1.2	0.06	<0.005	<1	<0.5	<0.5	<0.01	
1472838	Drill Core	36.4	0.3	<0.05	<0.005	<1	<0.5	<0.5	<0.01	
1472839	Drill Core	36.1	0.2	<0.05	<0.005	1	<0.5	<0.5	<0.01	
1472840	Drill Core	27.1	0.3	0.08	<0.005	1	<0.5	<0.5	<0.01	
1472841	Drill Core	30.2	0.2	<0.05	<0.005	<1	<0.5	<0.5	<0.01	
1472842	Drill Core	21.8	0.3	<0.05	<0.005	<1	0.7	<0.5	0.02	
1472843	Drill Core	25.5	0.3	<0.05	<0.005	<1	<0.5	<0.5	<0.01	
1472844	Drill Core	15.4	0.2	<0.05	<0.005	<1	1.1	<0.5	0.03	
1472845	Drill Core	33.2	0.3	<0.05	<0.005	<1	<0.5	<0.5	<0.01	
1472846	Drill Core	33.0	0.2	<0.05	<0.005	1	<0.5	<0.5	<0.01	
1472847	Drill Core	25.4	0.2	<0.05	<0.005	<1	<0.5	<0.5	<0.01	
1472848	Drill Core	25.6	0.2	<0.05	<0.005	<1	<0.5	<0.5	<0.01	
1472849	Drill Core	26.9	0.2	<0.05	<0.005	<1	<0.5	<0.5	<0.01	
1472850	Rock Pulp	19.5	0.9	<0.05	<0.005	<1	<0.5	<0.5	0.02	
1472851	Rock Pulp	23.4	0.8	0.07	0.008	1	1.5	3.7	6.11	15.0
1472852	Drill Core	26.3	0.2	<0.05	<0.005	<1	<0.5	<0.5	0.02	

This report supersedes all previous preliminary and final reports with this file number dated prior to the date on this certificate. Signature indicates final approval; preliminary reports are unsigned and should be used for reference only.

BUREAU VERITAS
MINERAL LABORATORIES
Canada

www.bureauveritas.com/um

Bureau Veritas Commodities Canada Ltd.

9050 Shaughnessy St Vancouver British Columbia V6P 6E5 Canada
PHONE (604) 253-3158

Client: **Goldstrike Resources Ltd.**
1010 - 1130 West Pender St.
Vancouver British Columbia V6E 4A4 Canada

Project: LUC
Report Date: October 18, 2018

CERTIFICATE OF ANALYSIS WHI18000461.1

	Method	WGHT	FA350	MA200	MA200	MA200	MA200	MA200	MA200	MA200	MA200	MA200	MA200	MA200	MA200	MA200	MA200	MA200	MA200	MA200	MA200
	Analyte	Wgt	Au	Mo	Cu	Pb	Zn	Ag	Ni	Co	Mn	Fe	As	U	Th	Sr	Cd	Sb	Bi	V	Ca
	Unit	kg	ppb	ppm	ppm	ppm	ppm	ppm	ppm	ppm	ppm	%	ppm	ppm	ppm	ppm	ppm	ppm	ppm	ppm	%
	MDL	0.01	2	0.1	0.1	0.1	1	0.1	0.1	0.2	1	0.01	1	0.1	0.1	1	0.1	0.1	0.1	1	0.01
1472853	Drill Core	4.67	12	0.5	43.9	4.1	58	<0.1	4.4	13.3	665	4.12	4	0.8	2.0	300	<0.1	0.9	<0.1	128	3.31
1472854	Drill Core	5.18	<2	0.3	45.1	3.6	52	<0.1	4.1	13.7	646	3.60	2	0.7	1.7	323	<0.1	0.7	0.1	110	3.37
1472855	Drill Core	4.13	122	0.8	52.3	5.6	49	0.3	4.5	13.9	655	3.82	2	0.7	2.1	262	0.2	0.6	<0.1	118	3.30
1472856	Drill Core	2.59	15	1.7	38.2	4.5	63	0.3	5.0	13.4	585	3.77	4	0.6	1.9	217	<0.1	0.7	0.1	114	1.87
1472857	Drill Core	1.96	24	6.5	58.0	3.9	49	0.1	5.2	11.1	611	3.16	4	0.5	1.7	83	<0.1	3.5	<0.1	97	1.58
1472858	Drill Core	2.38	42	2.1	7.6	3.6	39	0.2	4.8	11.9	1506	3.35	2	0.5	1.9	96	0.4	0.7	<0.1	72	9.74
1472859	Drill Core	2.25	206	2.9	11.0	3.8	40	0.3	5.3	14.1	1881	3.62	1	0.6	1.9	114	0.7	0.6	<0.1	76	8.14
1472860	Drill Core	2.06	45	2.6	19.1	3.5	29	0.2	4.4	12.3	802	3.94	2	0.5	1.7	119	0.2	0.7	<0.1	134	3.56
1472861	Drill Core	4.39	25	4.2	48.8	4.2	53	<0.1	6.4	13.8	684	4.15	5	0.5	1.3	112	<0.1	1.6	<0.1	139	5.01
1472862	Drill Core	2.94	9	4.1	41.9	3.5	43	0.2	5.4	15.4	676	3.74	4	0.4	1.4	139	<0.1	1.2	<0.1	121	4.27
1472863	Drill Core	4.18	6	4.6	25.4	4.3	54	<0.1	4.3	12.5	642	3.82	4	0.8	2.2	342	<0.1	1.0	<0.1	116	3.40
1472864	Drill Core	4.16	4	8.7	31.3	4.3	52	<0.1	4.7	13.4	586	3.77	4	0.6	2.2	294	<0.1	2.0	<0.1	112	2.54
1472865	Drill Core	3.65	9	3.1	38.1	4.1	56	0.3	8.2	14.9	783	4.49	4	0.5	2.0	142	<0.1	1.4	<0.1	152	5.80
1472866	Drill Core	2.08	4	0.7	3.8	2.8	20	<0.1	2.6	5.1	421	1.93	2	0.2	0.4	137	<0.1	1.0	<0.1	61	3.17
1472867	Drill Core	3.33	17	2.6	23.8	5.8	38	<0.1	3.5	11.2	606	3.61	3	0.4	1.4	133	<0.1	1.7	<0.1	128	4.91
1472868	Drill Core	4.82	6	2.8	25.4	4.5	47	0.1	3.7	13.4	824	4.10	8	0.5	1.3	152	<0.1	2.5	<0.1	113	4.62
1472869	Drill Core	4.70	13	1.7	47.3	3.2	53	<0.1	4.2	11.9	617	3.69	5	0.5	1.6	114	<0.1	1.6	<0.1	105	5.18
1472870	Drill Core	4.27	2	1.7	43.8	2.8	45	<0.1	3.3	12.1	574	3.21	4	0.5	1.4	160	<0.1	1.2	<0.1	87	3.87
1472871	Drill Core	4.75	5	1.8	43.3	2.8	52	<0.1	4.0	15.4	701	3.86	5	0.5	1.4	235	<0.1	1.7	<0.1	103	2.66
1472872	Drill Core	4.10	8	2.4	28.9	2.7	45	<0.1	3.9	12.0	729	3.73	4	0.4	1.3	180	<0.1	2.6	<0.1	111	3.85
1472873	Drill Core	4.69	9	2.9	40.6	3.1	56	<0.1	7.1	16.0	786	4.24	3	0.4	1.8	128	<0.1	5.0	<0.1	123	4.15
1472874	Drill Core	3.95	4	5.3	31.9	6.5	73	<0.1	9.1	16.4	779	4.56	7	0.6	2.0	155	<0.1	12.1	<0.1	114	5.07
1472875	Rock Pulp	0.06	3	7.3	46.3	5.2	62	0.1	36.0	12.1	786	4.12	6	0.8	1.9	292	<0.1	0.8	<0.1	118	2.83
1472876	Rock Pulp	0.05	242	189.7	1897.8	41.1	278	1.0	37.1	13.9	765	4.19	16	0.8	2.0	287	1.1	1.7	0.3	119	2.56
1472877	Drill Core	4.69	31	2.7	13.1	14.3	51	0.1	4.9	12.5	480	3.17	13	0.4	1.7	262	<0.1	30.9	<0.1	98	3.49
1472878	Drill Core	4.12	23	3.8	38.0	6.2	53	0.2	4.8	11.1	507	3.43	6	0.4	1.6	124	<0.1	12.2	<0.1	101	3.41
1472879	Drill Core	4.46	25	4.7	21.0	5.9	47	<0.1	3.1	13.2	903	3.07	6	0.5	1.1	163	0.1	10.3	<0.1	79	7.62
1472880	Drill Core	4.55	16	5.3	36.6	11.1	61	0.2	4.1	15.3	650	3.16	12	0.6	1.5	189	<0.1	22.1	<0.1	87	5.75
1472881	Drill Core	4.13	18	2.7	33.7	6.8	48	<0.1	3.8	11.0	882	3.61	7	0.3	1.9	145	0.3	8.9	<0.1	97	3.85
1472882	Drill Core	4.18	10	2.2	35.5	3.9	38	<0.1	3.8	9.7	760	3.45	4	0.4	1.8	122	0.2	4.8	<0.1	112	3.46

This report supersedes all previous preliminary and final reports with this file number dated prior to the date on this certificate. Signature indicates final approval; preliminary reports are unsigned and should be used for reference only.

BUREAU VERITAS
MINERAL LABORATORIES
Canada

www.bureauveritas.com/um

Bureau Veritas Commodities Canada Ltd.

9050 Shaughnessy St Vancouver British Columbia V6P 6E5 Canada
PHONE (604) 253-3158

Client: **Goldstrike Resources Ltd.**
1010 - 1130 West Pender St.
Vancouver British Columbia V6E 4A4 Canada

Project: LUC
Report Date: October 18, 2018

CERTIFICATE OF ANALYSIS WHI18000461.1

	Method	MA200	MA200	MA200	MA200	MA200	MA200	MA200	MA200	MA200	MA200	MA200	MA200	MA200	MA200	MA200	MA200	MA200	MA200	MA200	MA200
	Analyte	P	La	Cr	Mg	Ba	Ti	Al	Na	K	W	Zr	Ce	Sn	Y	Nb	Ta	Be	Sc	Li	S
	Unit	%	ppm	ppm	%	ppm	%	%	%	%	ppm	ppm	ppm	ppm	ppm	ppm	ppm	ppm	ppm	ppm	%
	MDL	0.001	0.1	1	0.01	1	0.001	0.01	0.001	0.01	0.1	0.1	1	0.1	0.1	0.1	0.1	1	1	0.1	0.1
1472853	Drill Core	0.064	8.9	9	1.16	692	0.269	7.62	2.841	1.36	1.0	3.0	19	0.7	19.9	2.2	0.1	<1	25	17.2	<0.1
1472854	Drill Core	0.059	8.3	7	1.01	700	0.249	7.15	2.561	1.06	0.2	2.4	19	0.7	20.5	2.2	0.1	<1	20	13.0	<0.1
1472855	Drill Core	0.064	9.9	8	0.77	480	0.243	7.35	3.440	1.43	1.7	4.4	22	1.1	16.4	2.3	0.1	<1	21	13.7	<0.1
1472856	Drill Core	0.050	6.8	9	0.99	620	0.272	7.29	2.323	1.46	0.5	2.3	16	0.8	13.6	2.4	0.1	1	20	16.6	<0.1
1472857	Drill Core	0.044	7.6	6	0.40	321	0.209	7.51	0.851	1.40	2.7	1.9	18	0.6	13.0	1.9	<0.1	<1	15	22.3	<0.1
1472858	Drill Core	0.038	8.4	6	0.11	316	0.070	5.41	3.818	0.35	1.4	15.2	18	0.2	12.8	0.4	<0.1	<1	33	4.0	<0.1
1472859	Drill Core	0.040	10.0	5	0.10	313	0.076	6.30	4.853	0.31	1.7	18.4	22	0.2	13.7	0.5	<0.1	<1	27	3.6	<0.1
1472860	Drill Core	0.048	8.7	9	0.12	231	0.151	7.16	5.499	0.80	2.7	16.3	23	0.5	8.7	1.0	<0.1	<1	15	5.4	<0.1
1472861	Drill Core	0.037	7.9	18	0.43	325	0.217	6.62	2.221	1.74	1.8	4.7	19	0.7	14.7	1.5	<0.1	<1	22	15.2	<0.1
1472862	Drill Core	0.054	8.6	10	0.25	173	0.203	6.78	2.422	1.61	1.8	4.7	20	1.0	14.6	1.3	<0.1	<1	24	11.3	<0.1
1472863	Drill Core	0.053	9.0	9	0.67	293	0.308	7.85	3.523	1.08	0.7	3.0	22	0.6	22.8	2.8	0.1	<1	25	10.6	<0.1
1472864	Drill Core	0.070	7.9	10	0.46	204	0.292	7.79	3.286	1.26	0.9	2.5	20	0.7	18.0	3.1	0.2	<1	22	12.9	<0.1
1472865	Drill Core	0.078	12.6	14	0.41	176	0.226	7.10	2.630	1.88	3.0	4.5	28	0.7	16.0	1.4	<0.1	<1	22	9.2	<0.1
1472866	Drill Core	0.019	2.2	4	0.10	283	0.100	6.59	4.471	1.61	3.8	1.2	6	0.4	4.6	1.1	<0.1	<1	9	7.8	<0.1
1472867	Drill Core	0.050	6.9	7	0.21	298	0.220	6.71	3.062	2.34	4.6	2.6	18	0.7	12.6	1.8	<0.1	<1	20	9.9	<0.1
1472868	Drill Core	0.054	6.6	7	0.28	165	0.224	7.09	2.659	1.63	1.7	2.5	18	0.8	18.0	1.7	<0.1	<1	21	17.8	<0.1
1472869	Drill Core	0.067	7.6	11	0.35	191	0.250	6.68	2.241	1.12	1.2	3.5	19	0.7	15.4	2.0	<0.1	<1	22	16.4	<0.1
1472870	Drill Core	0.049	7.4	7	0.30	134	0.279	6.80	1.910	0.90	0.7	1.8	17	0.7	18.5	2.1	<0.1	<1	20	12.7	<0.1
1472871	Drill Core	0.057	7.2	8	0.54	164	0.270	7.29	3.210	0.99	0.9	2.5	19	1.0	19.8	2.3	0.1	<1	20	9.9	<0.1
1472872	Drill Core	0.054	8.2	7	0.29	168	0.211	7.15	3.178	0.84	0.6	4.5	20	0.6	16.7	1.5	<0.1	<1	22	16.4	<0.1
1472873	Drill Core	0.079	12.0	13	0.26	142	0.216	7.16	2.895	0.96	0.8	5.4	31	0.7	13.5	1.3	<0.1	<1	21	15.4	<0.1
1472874	Drill Core	0.067	10.9	14	0.30	144	0.250	6.84	2.136	1.01	1.7	3.7	30	0.6	27.2	1.6	<0.1	<1	21	22.4	<0.1
1472875	Rock Pulp	0.057	9.3	46	1.35	492	0.355	6.68	2.320	0.93	0.8	26.3	20	1.5	15.5	3.7	0.2	<1	15	12.2	<0.1
1472876	Rock Pulp	0.062	10.6	53	1.35	605	0.359	6.54	2.246	0.96	8.8	28.6	21	1.7	15.9	4.1	0.3	<1	16	15.6	0.3
1472877	Drill Core	0.073	8.5	10	0.25	128	0.263	7.17	1.447	1.30	2.9	2.7	22	0.7	13.9	2.2	0.1	<1	20	44.0	<0.1
1472878	Drill Core	0.060	6.3	7	0.35	155	0.236	7.24	1.649	1.21	2.1	3.0	16	0.8	10.2	2.1	<0.1	<1	20	33.2	<0.1
1472879	Drill Core	0.033	7.2	4	0.40	162	0.081	5.33	2.069	0.52	1.8	9.4	16	0.6	10.3	0.6	<0.1	<1	11	18.9	<0.1
1472880	Drill Core	0.046	8.6	6	0.41	175	0.214	6.42	1.460	1.20	3.0	2.5	19	1.0	16.5	2.2	0.1	1	19	39.3	<0.1
1472881	Drill Core	0.052	7.9	8	0.70	162	0.131	7.02	2.577	1.30	1.7	6.0	19	0.5	8.9	1.5	<0.1	<1	19	23.5	<0.1
1472882	Drill Core	0.054	8.1	8	0.60	107	0.171	6.97	2.866	1.06	1.8	8.7	19	0.6	10.4	1.2	<0.1	<1	23	18.6	<0.1

This report supersedes all previous preliminary and final reports with this file number dated prior to the date on this certificate. Signature indicates final approval; preliminary reports are unsigned and should be used for reference only.

BUREAU VERITAS
MINERAL LABORATORIES
Canada

www.bureauveritas.com/um

Bureau Veritas Commodities Canada Ltd.

9050 Shaughnessy St Vancouver British Columbia V6P 6E5 Canada
PHONE (604) 253-3158

Client: **Goldstrike Resources Ltd.**
1010 - 1130 West Pender St.
Vancouver British Columbia V6E 4A4 Canada

Project: LUC
Report Date: October 18, 2018

CERTIFICATE OF ANALYSIS WHI18000461.1

	Method	MA200	MA200	MA200	MA200	MA200	MA200	MA200	AQ200	FA550
	Analyte	Rb	Hf	In	Re	Se	Te	Tl	Hg	Au
	Unit	ppm	ppm	ppm	ppm	ppm	ppm	ppm	ppm	gm/t
	MDL	0.1	0.1	0.05	0.005	1	0.5	0.5	0.01	0.9
1472853	Drill Core	28.9	0.2	0.09	<0.005	<1	<0.5	<0.5	<0.01	
1472854	Drill Core	26.3	0.2	<0.05	<0.005	<1	<0.5	<0.5	<0.01	
1472855	Drill Core	29.3	0.2	0.05	<0.005	<1	<0.5	<0.5	0.02	
1472856	Drill Core	40.9	0.1	0.07	<0.005	<1	<0.5	<0.5	<0.01	
1472857	Drill Core	31.3	0.1	0.07	<0.005	<1	<0.5	<0.5	<0.01	
1472858	Drill Core	4.8	0.5	0.09	<0.005	<1	1.6	<0.5	<0.01	
1472859	Drill Core	3.5	0.6	0.06	<0.005	<1	1.0	<0.5	0.01	
1472860	Drill Core	8.9	0.6	0.05	<0.005	<1	<0.5	<0.5	<0.01	
1472861	Drill Core	31.0	0.3	0.06	<0.005	<1	0.8	<0.5	<0.01	
1472862	Drill Core	25.5	0.2	0.06	<0.005	1	<0.5	<0.5	<0.01	
1472863	Drill Core	23.5	0.2	0.08	<0.005	<1	<0.5	<0.5	0.01	
1472864	Drill Core	28.4	0.2	0.08	<0.005	<1	<0.5	<0.5	<0.01	
1472865	Drill Core	34.3	0.2	<0.05	<0.005	<1	<0.5	<0.5	<0.01	
1472866	Drill Core	14.8	<0.1	<0.05	<0.005	<1	<0.5	<0.5	<0.01	
1472867	Drill Core	28.8	0.1	<0.05	<0.005	<1	<0.5	<0.5	<0.01	
1472868	Drill Core	25.8	0.2	0.08	<0.005	<1	<0.5	<0.5	<0.01	
1472869	Drill Core	21.0	0.2	<0.05	<0.005	<1	<0.5	<0.5	<0.01	
1472870	Drill Core	19.8	0.1	<0.05	<0.005	<1	<0.5	<0.5	<0.01	
1472871	Drill Core	22.8	0.2	<0.05	<0.005	<1	<0.5	<0.5	<0.01	
1472872	Drill Core	19.7	0.2	0.07	<0.005	<1	0.6	<0.5	<0.01	
1472873	Drill Core	21.5	0.2	0.06	<0.005	<1	<0.5	<0.5	<0.01	
1472874	Drill Core	24.6	0.1	0.05	<0.005	<1	<0.5	<0.5	<0.01	
1472875	Rock Pulp	21.2	0.9	<0.05	<0.005	<1	0.7	<0.5	0.01	
1472876	Rock Pulp	23.9	0.9	0.07	0.086	1	<0.5	<0.5	0.10	
1472877	Drill Core	28.7	0.2	0.06	<0.005	<1	<0.5	<0.5	0.02	
1472878	Drill Core	25.1	0.1	<0.05	<0.005	<1	<0.5	<0.5	0.02	
1472879	Drill Core	11.9	0.3	<0.05	<0.005	<1	0.8	<0.5	<0.01	
1472880	Drill Core	27.4	0.1	<0.05	<0.005	<1	<0.5	<0.5	<0.01	
1472881	Drill Core	19.7	0.2	0.06	<0.005	<1	<0.5	<0.5	<0.01	
1472882	Drill Core	18.7	0.3	0.07	<0.005	<1	0.6	<0.5	<0.01	

This report supersedes all previous preliminary and final reports with this file number dated prior to the date on this certificate. Signature indicates final approval; preliminary reports are unsigned and should be used for reference only.

BUREAU VERITAS
MINERAL LABORATORIES
Canada

www.bureauveritas.com/um

Bureau Veritas Commodities Canada Ltd.

9050 Shaughnessy St Vancouver British Columbia V6P 6E5 Canada
PHONE (604) 253-3158

Client: **Goldstrike Resources Ltd.**
1010 - 1130 West Pender St.
Vancouver British Columbia V6E 4A4 Canada

Project: LUC
Report Date: October 18, 2018

CERTIFICATE OF ANALYSIS WHI18000461.1

	Method	WGHT	FA350	MA200	MA200	MA200	MA200	MA200	MA200	MA200	MA200	MA200	MA200	MA200	MA200	MA200	MA200	MA200	MA200	MA200	MA200
	Analyte	Wgt	Au	Mo	Cu	Pb	Zn	Ag	Ni	Co	Mn	Fe	As	U	Th	Sr	Cd	Sb	Bi	V	Ca
	Unit	kg	ppb	ppm	ppm	ppm	ppm	ppm	ppm	ppm	ppm	%	ppm	ppm	ppm	ppm	ppm	ppm	ppm	ppm	%
	MDL	0.01	2	0.1	0.1	0.1	1	0.1	0.1	0.2	1	0.01	1	0.1	0.1	1	0.1	0.1	0.1	1	0.01
1472883	Drill Core	4.54	12	3.6	29.4	4.2	52	<0.1	3.9	11.8	594	3.45	6	0.4	1.8	156	<0.1	4.0	<0.1	97	3.77
1472884	Drill Core	4.33	7	2.7	46.4	4.4	59	<0.1	4.6	13.4	670	3.98	4	0.5	1.4	152	<0.1	4.4	<0.1	109	3.37
1472885	Drill Core	5.25	3	7.9	28.8	4.8	52	<0.1	4.0	14.4	891	3.67	6	0.5	1.5	89	<0.1	7.5	<0.1	106	5.52
1472886	Drill Core	4.49	8	3.4	31.7	2.9	38	<0.1	3.2	10.1	643	2.99	4	0.4	1.5	115	<0.1	2.2	<0.1	78	4.69
1472887	Drill Core	3.23	2	1.5	25.1	3.1	41	<0.1	3.8	9.6	457	3.16	3	0.4	1.7	180	<0.1	1.5	<0.1	85	3.01
1472888	Drill Core	2.38	17	1.1	5.9	2.2	21	<0.1	1.9	4.9	459	1.55	2	<0.1	0.5	242	<0.1	0.7	<0.1	32	3.05
1472889	Drill Core	3.05	<2	4.1	61.8	3.7	67	<0.1	10.1	17.9	772	4.42	5	0.4	1.5	187	<0.1	2.1	<0.1	136	3.37
1472890	Drill Core	4.39	6	4.1	18.0	3.4	42	<0.1	4.2	10.7	617	3.52	3	0.4	1.5	124	<0.1	1.9	<0.1	96	4.24
1472891	Drill Core	4.47	17	9.2	15.1	5.9	53	<0.1	6.0	12.5	921	3.40	8	0.4	2.4	129	0.2	7.7	<0.1	113	2.91
1472892	Drill Core	4.63	<2	2.2	6.8	2.6	11	<0.1	1.7	4.5	262	1.12	6	0.4	7.8	102	<0.1	4.1	<0.1	26	1.71
1472893	Drill Core	4.48	3	3.4	9.6	3.0	15	<0.1	2.7	5.4	431	1.48	6	0.5	7.2	89	0.1	5.4	<0.1	36	1.21
1472894	Drill Core	4.73	7	5.8	9.5	3.6	48	<0.1	6.7	12.9	877	3.52	8	0.5	4.0	80	0.1	12.6	<0.1	110	3.30
1472895	Drill Core	4.19	39	3.0	7.2	4.7	46	<0.1	6.8	11.3	909	3.10	13	0.3	2.4	143	0.2	22.1	<0.1	104	4.17
1472896	Drill Core	5.47	181	3.7	5.6	5.7	60	<0.1	6.1	14.9	1460	4.09	9	0.5	1.4	259	0.8	10.4	<0.1	110	8.18
1472897	Drill Core	4.26	827	4.5	5.4	6.5	48	0.1	5.7	15.2	1025	3.47	12	0.5	1.4	252	0.4	8.8	<0.1	83	6.84
1472898	Drill Core	4.72	330	3.7	6.2	19.3	44	<0.1	3.9	9.7	983	2.53	27	0.5	0.8	666	0.4	11.9	<0.1	59	7.24
1472899	Drill Core	3.14	72	3.8	10.4	6.6	39	<0.1	6.0	14.6	1018	3.17	11	0.5	1.3	281	0.1	10.4	<0.1	104	7.24
1472900	Rock Pulp	0.06	3	7.7	46.3	5.4	60	<0.1	38.1	13.0	872	4.33	6	0.8	2.1	315	0.2	1.1	<0.1	121	3.09
1472901	Rock Pulp	0.11	492	51.3	>10000	986.9	>10000	62.8	19.7	3.3	811	12.93	106	4.8	0.3	60	255.5	55.3	13.3	42	1.72
1472902	Drill Core	3.94	101	5.5	18.7	6.3	48	0.1	4.3	11.5	780	3.15	13	0.4	1.2	249	0.1	8.0	<0.1	96	4.94
1472903	Drill Core	4.46	94	2.9	11.5	5.4	34	0.1	3.8	11.1	733	2.82	10	0.4	1.0	185	<0.1	6.5	<0.1	80	3.84
1472904	Drill Core	4.44	20	3.7	42.0	4.4	46	<0.1	5.5	14.0	913	3.66	6	0.4	1.0	156	0.1	3.6	<0.1	109	5.08
1472905	Drill Core	4.75	4	3.7	28.6	4.5	47	<0.1	4.0	11.8	790	3.40	5	0.4	0.9	104	0.1	3.9	<0.1	96	5.18
1472906	Drill Core	3.96	12	4.7	34.8	4.3	47	<0.1	4.5	11.7	755	3.73	6	0.4	1.0	124	0.2	2.8	<0.1	109	4.97
1472907	Drill Core	4.46	48	5.1	26.7	4.5	55	<0.1	4.6	14.9	805	3.91	5	0.5	1.4	148	<0.1	2.2	<0.1	105	4.88
1472908	Drill Core	4.89	<2	4.2	30.3	4.6	60	<0.1	3.8	11.2	702	3.53	8	0.6	1.5	141	<0.1	3.0	<0.1	81	6.00
1472909	Drill Core	5.05	2	5.0	30.8	4.3	54	<0.1	4.0	13.1	749	3.41	7	0.6	1.8	173	0.1	1.5	<0.1	93	4.16
1472910	Drill Core	3.73	93	5.5	11.1	5.3	45	0.1	3.9	15.4	1795	4.15	13	0.8	2.3	241	0.6	4.0	<0.1	101	9.90
1472911	Drill Core	4.12	460	9.4	6.6	5.7	38	0.2	3.8	13.8	1531	4.14	12	0.6	1.7	238	0.6	6.2	<0.1	105	8.06
1472912	Drill Core	4.30	24	4.4	17.0	5.4	51	<0.1	4.2	16.0	1057	4.17	5	0.6	1.5	247	0.2	2.5	<0.1	114	13.15

This report supersedes all previous preliminary and final reports with this file number dated prior to the date on this certificate. Signature indicates final approval; preliminary reports are unsigned and should be used for reference only.

BUREAU VERITAS
MINERAL LABORATORIES
Canada

www.bureauveritas.com/um

Bureau Veritas Commodities Canada Ltd.

9050 Shaughnessy St Vancouver British Columbia V6P 6E5 Canada
PHONE (604) 253-3158

Client: **Goldstrike Resources Ltd.**
1010 - 1130 West Pender St.
Vancouver British Columbia V6E 4A4 Canada

Project: LUC
Report Date: October 18, 2018

CERTIFICATE OF ANALYSIS WHI18000461.1

	Method	MA200	MA200	MA200	MA200	MA200	MA200	MA200	MA200	MA200	MA200	MA200	MA200	MA200	MA200	MA200	MA200	MA200	MA200	MA200	MA200
	Analyte	P	La	Cr	Mg	Ba	Ti	Al	Na	K	W	Zr	Ce	Sn	Y	Nb	Ta	Be	Sc	Li	S
	Unit	%	ppm	ppm	%	ppm	%	%	%	%	ppm	ppm	ppm	ppm	ppm	ppm	ppm	ppm	ppm	ppm	%
	MDL	0.001	0.1	1	0.01	1	0.001	0.01	0.001	0.01	0.1	0.1	1	0.1	0.1	0.1	0.1	1	1	0.1	0.1
1472883	Drill Core	0.053	6.8	8	0.31	181	0.280	7.14	2.295	1.02	0.4	2.1	17	0.7	17.7	2.4	0.1	<1	21	19.5	<0.1
1472884	Drill Core	0.055	7.4	9	0.49	196	0.286	7.07	1.914	1.60	1.9	2.3	19	0.7	18.3	2.2	0.1	<1	23	16.2	<0.1
1472885	Drill Core	0.053	7.1	8	0.32	155	0.260	7.07	0.802	1.14	0.9	2.6	18	0.6	18.0	2.1	<0.1	1	22	22.7	<0.1
1472886	Drill Core	0.041	6.7	6	0.37	113	0.195	6.28	1.770	0.84	0.9	2.5	17	0.5	14.1	1.4	<0.1	<1	18	16.0	<0.1
1472887	Drill Core	0.041	5.8	6	0.32	159	0.247	6.86	2.167	1.10	1.1	1.6	15	0.5	15.0	2.0	<0.1	<1	19	13.1	<0.1
1472888	Drill Core	0.018	2.6	3	0.31	217	0.090	6.99	3.981	0.81	1.2	0.7	6	0.4	6.4	0.7	<0.1	<1	8	10.4	<0.1
1472889	Drill Core	0.077	6.5	8	0.49	191	0.321	8.13	2.243	1.65	0.7	2.5	18	0.7	15.5	2.2	0.1	<1	22	14.4	<0.1
1472890	Drill Core	0.053	7.1	7	0.31	119	0.208	7.07	2.445	1.24	1.6	3.1	18	0.5	13.0	1.6	<0.1	<1	19	15.6	<0.1
1472891	Drill Core	0.046	8.0	5	0.26	196	0.155	6.97	2.871	1.74	7.3	6.9	18	0.8	8.6	1.2	<0.1	1	13	20.6	<0.1
1472892	Drill Core	0.022	13.7	1	0.06	101	0.045	6.86	3.986	0.53	2.2	14.9	25	0.6	4.8	1.4	0.1	<1	2	12.4	<0.1
1472893	Drill Core	0.017	13.1	2	0.08	124	0.065	6.90	3.971	0.65	3.4	14.4	24	0.4	5.2	2.2	0.2	<1	6	12.2	<0.1
1472894	Drill Core	0.043	8.0	5	0.31	142	0.128	7.39	3.175	2.19	6.8	9.4	18	0.8	7.2	1.5	0.1	<1	14	19.1	<0.1
1472895	Drill Core	0.043	6.3	4	0.77	108	0.106	6.93	2.209	2.26	5.6	6.9	15	0.5	5.9	0.8	<0.1	<1	12	33.2	<0.1
1472896	Drill Core	0.040	8.6	6	1.31	92	0.114	6.05	0.208	0.88	6.2	10.3	19	0.3	9.3	0.8	<0.1	<1	25	37.1	<0.1
1472897	Drill Core	0.041	7.8	6	1.14	73	0.100	5.81	0.044	1.01	7.1	7.5	17	0.4	6.5	0.8	<0.1	<1	20	37.1	<0.1
1472898	Drill Core	0.043	6.4	4	0.57	83	0.065	3.56	0.049	0.89	3.5	4.5	15	0.2	8.4	0.5	<0.1	<1	14	39.9	<0.1
1472899	Drill Core	0.046	7.5	5	0.47	166	0.180	6.78	0.810	1.06	5.8	7.3	16	0.4	11.2	1.4	<0.1	<1	20	54.1	<0.1
1472900	Rock Pulp	0.060	9.6	51	1.35	524	0.351	6.70	2.441	0.88	0.8	27.0	19	1.7	14.0	3.8	0.3	<1	15	13.6	<0.1
1472901	Rock Pulp	0.042	2.4	12	2.39	48	0.029	3.94	0.562	0.86	0.7	29.7	7	3.1	5.0	0.4	<0.1	<1	8	7.3	>10
1472902	Drill Core	0.043	7.0	5	0.42	124	0.165	5.84	0.909	1.08	4.2	4.3	17	0.4	10.0	1.2	<0.1	<1	19	40.4	<0.1
1472903	Drill Core	0.037	6.0	7	0.93	51	0.133	6.11	0.040	1.08	3.5	4.2	14	0.6	6.5	1.0	<0.1	<1	17	46.5	<0.1
1472904	Drill Core	0.052	6.9	16	0.92	78	0.176	6.87	1.202	1.37	2.9	3.9	17	0.6	9.9	1.1	<0.1	<1	22	24.8	<0.1
1472905	Drill Core	0.046	7.5	7	0.64	81	0.188	5.87	0.964	1.16	1.7	3.7	17	0.5	15.2	1.4	<0.1	<1	20	25.5	<0.1
1472906	Drill Core	0.054	6.4	7	0.51	80	0.196	6.56	1.789	1.10	2.0	6.9	16	0.6	11.8	1.4	<0.1	<1	22	22.8	<0.1
1472907	Drill Core	0.061	7.8	7	0.30	137	0.251	7.56	1.299	1.47	1.5	3.8	20	0.8	15.2	2.2	<0.1	<1	24	25.6	<0.1
1472908	Drill Core	0.046	8.4	5	0.34	159	0.244	6.81	0.469	1.09	0.2	2.1	20	0.5	20.5	2.1	0.1	<1	20	30.4	<0.1
1472909	Drill Core	0.059	7.4	7	0.26	178	0.323	7.10	0.917	1.27	0.4	2.7	19	0.7	18.6	2.9	0.2	<1	21	22.5	<0.1
1472910	Drill Core	0.054	9.5	7	0.50	247	0.210	7.60	0.783	0.94	2.0	13.4	22	0.4	19.0	1.5	<0.1	<1	20	32.2	<0.1
1472911	Drill Core	0.045	8.3	7	0.48	198	0.149	7.27	0.169	0.45	3.8	15.9	19	0.3	10.3	1.0	<0.1	<1	19	42.0	<0.1
1472912	Drill Core	0.048	8.3	6	0.44	166	0.171	6.99	0.170	0.67	4.0	4.0	21	0.5	12.4	1.3	<0.1	<1	24	35.4	<0.1

This report supersedes all previous preliminary and final reports with this file number dated prior to the date on this certificate. Signature indicates final approval; preliminary reports are unsigned and should be used for reference only.

BUREAU VERITAS
MINERAL LABORATORIES
Canada

www.bureauveritas.com/um

Bureau Veritas Commodities Canada Ltd.

9050 Shaughnessy St Vancouver British Columbia V6P 6E5 Canada
PHONE (604) 253-3158

Client: **Goldstrike Resources Ltd.**
1010 - 1130 West Pender St.
Vancouver British Columbia V6E 4A4 Canada

Project: LUC
Report Date: October 18, 2018

CERTIFICATE OF ANALYSIS WHI18000461.1

	Method	MA200	MA200	MA200	MA200	MA200	MA200	MA200	AQ200	FA550
	Analyte	Rb	Hf	In	Re	Se	Te	Tl	Hg	Au
	Unit	ppm	ppm	ppm	ppm	ppm	ppm	ppm	ppm	gm/t
	MDL	0.1	0.1	0.05	0.005	1	0.5	0.5	0.01	0.9
1472883	Drill Core	23.9	0.1	0.06	<0.005	<1	<0.5	<0.5	<0.01	
1472884	Drill Core	29.2	0.2	0.05	<0.005	<1	<0.5	<0.5	<0.01	
1472885	Drill Core	21.0	0.1	<0.05	<0.005	<1	<0.5	<0.5	<0.01	
1472886	Drill Core	18.1	<0.1	0.05	<0.005	1	0.8	<0.5	<0.01	
1472887	Drill Core	23.3	0.1	0.06	<0.005	<1	<0.5	<0.5	<0.01	
1472888	Drill Core	11.4	<0.1	<0.05	<0.005	<1	<0.5	<0.5	<0.01	
1472889	Drill Core	36.4	0.2	<0.05	<0.005	<1	<0.5	<0.5	<0.01	
1472890	Drill Core	21.8	0.1	<0.05	<0.005	<1	0.5	<0.5	<0.01	
1472891	Drill Core	32.9	0.3	<0.05	<0.005	<1	<0.5	<0.5	<0.01	
1472892	Drill Core	8.3	0.5	<0.05	<0.005	<1	<0.5	<0.5	<0.01	
1472893	Drill Core	11.0	0.5	<0.05	<0.005	<1	<0.5	<0.5	<0.01	
1472894	Drill Core	39.7	0.4	<0.05	<0.005	2	<0.5	<0.5	0.01	
1472895	Drill Core	41.5	0.3	<0.05	<0.005	<1	<0.5	<0.5	0.03	
1472896	Drill Core	19.7	0.4	0.08	<0.005	<1	<0.5	<0.5	0.03	
1472897	Drill Core	21.7	0.2	0.08	<0.005	<1	<0.5	<0.5	0.03	
1472898	Drill Core	20.0	0.1	0.05	<0.005	<1	0.8	<0.5	0.02	
1472899	Drill Core	23.6	0.4	<0.05	<0.005	<1	0.6	<0.5	<0.01	
1472900	Rock Pulp	19.9	1.0	<0.05	<0.005	<1	<0.5	<0.5	0.01	
1472901	Rock Pulp	10.1	1.1	10.05	0.007	4	8.8	2.7	2.63	
1472902	Drill Core	22.1	0.2	0.07	<0.005	<1	<0.5	<0.5	0.02	
1472903	Drill Core	20.9	0.1	0.07	<0.005	<1	<0.5	<0.5	0.02	
1472904	Drill Core	28.4	0.2	0.07	<0.005	<1	<0.5	<0.5	0.02	
1472905	Drill Core	24.4	0.1	<0.05	<0.005	<1	<0.5	<0.5	<0.01	
1472906	Drill Core	18.4	0.4	<0.05	<0.005	<1	<0.5	<0.5	<0.01	
1472907	Drill Core	28.1	0.2	0.05	<0.005	<1	<0.5	<0.5	<0.01	
1472908	Drill Core	26.3	<0.1	<0.05	<0.005	1	<0.5	<0.5	<0.01	
1472909	Drill Core	25.5	0.2	0.06	<0.005	<1	<0.5	<0.5	<0.01	
1472910	Drill Core	19.5	0.5	0.13	<0.005	<1	0.6	<0.5	<0.01	
1472911	Drill Core	8.6	0.6	<0.05	<0.005	<1	<0.5	<0.5	0.02	
1472912	Drill Core	12.6	0.1	0.06	<0.005	<1	<0.5	<0.5	<0.01	

This report supersedes all previous preliminary and final reports with this file number dated prior to the date on this certificate. Signature indicates final approval; preliminary reports are unsigned and should be used for reference only.

BUREAU VERITAS
MINERAL LABORATORIES
Canada

www.bureauveritas.com/um

Bureau Veritas Commodities Canada Ltd.

9050 Shaughnessy St Vancouver British Columbia V6P 6E5 Canada
PHONE (604) 253-3158

Client: **Goldstrike Resources Ltd.**
1010 - 1130 West Pender St.
Vancouver British Columbia V6E 4A4 Canada

Project: LUC
Report Date: October 18, 2018

CERTIFICATE OF ANALYSIS WHI18000461.1

	Method	WGHT	FA350	MA200	MA200	MA200	MA200	MA200	MA200	MA200	MA200	MA200	MA200	MA200	MA200	MA200	MA200	MA200	MA200	MA200	MA200
	Analyte	Wgt	Au	Mo	Cu	Pb	Zn	Ag	Ni	Co	Mn	Fe	As	U	Th	Sr	Cd	Sb	Bi	V	Ca
	Unit	kg	ppb	ppm	ppm	ppm	ppm	ppm	ppm	ppm	ppm	%	ppm	ppm	ppm	ppm	ppm	ppm	ppm	ppm	%
	MDL	0.01	2	0.1	0.1	0.1	1	0.1	0.1	0.2	1	0.01	1	0.1	0.1	1	0.1	0.1	0.1	1	0.01
1472913	Drill Core	3.95	11	8.8	43.4	4.6	56	<0.1	3.5	15.5	969	3.67	7	0.5	1.7	185	<0.1	1.7	<0.1	99	6.64
1472914	Drill Core	4.69	19	6.7	24.4	5.0	64	<0.1	5.0	14.9	987	4.27	8	0.5	1.6	140	0.2	1.6	<0.1	127	6.38
1472915	Drill Core	4.47	34	2.1	30.1	3.9	58	<0.1	4.8	13.7	947	4.02	4	0.4	1.6	142	0.2	1.8	<0.1	101	4.91
1472916	Drill Core	4.54	54	5.4	43.6	5.0	68	0.1	4.6	15.3	886	3.99	8	0.4	1.5	148	0.2	1.3	<0.1	119	4.10
1472917	Drill Core	4.70	31	1.3	19.6	3.9	39	<0.1	4.0	10.1	971	3.47	2	0.3	1.5	143	0.6	0.5	<0.1	95	4.32
1472918	Drill Core	4.44	17	2.9	11.3	3.2	36	<0.1	3.5	11.8	886	3.17	5	0.4	1.4	106	0.4	0.8	<0.1	90	4.31
1472919	Drill Core	4.59	4	4.6	25.9	4.2	47	<0.1	3.5	11.5	667	3.12	6	0.4	1.7	151	<0.1	0.6	<0.1	88	3.52
1472920	Drill Core	4.36	<2	6.5	30.3	3.5	56	<0.1	4.1	13.0	743	3.78	7	0.5	1.4	201	<0.1	0.3	<0.1	91	4.77
1472921	Drill Core	4.92	<2	1.8	33.2	3.2	54	<0.1	4.3	13.1	906	3.78	7	0.7	1.5	180	<0.1	0.4	<0.1	101	4.30
1472922	Drill Core	4.66	3	1.2	34.3	4.1	57	<0.1	3.6	12.3	749	3.47	4	0.6	1.5	290	<0.1	0.4	<0.1	85	6.92
1472923	Drill Core	5.09	4	1.5	21.7	3.5	46	<0.1	3.3	11.3	947	3.47	4	0.6	1.6	249	<0.1	0.4	<0.1	85	6.92
1472924	Drill Core	4.49	6	2.4	31.9	2.8	50	<0.1	3.7	15.9	1520	3.70	4	0.6	1.7	182	0.2	0.3	<0.1	88	5.96
1472925	Rock Pulp	0.06	3	7.6	49.9	5.4	62	<0.1	38.1	13.1	893	4.16	6	0.8	1.7	318	<0.1	0.9	<0.1	116	2.94
1472926	Rock Pulp	0.06	244	190.2	1942.6	45.4	277	0.7	37.9	15.8	810	4.30	19	0.7	1.8	297	1.1	1.9	0.5	127	2.59
1472927	Drill Core	4.39	39	3.1	24.3	2.8	58	0.1	4.2	12.9	994	3.93	5	0.5	1.9	169	<0.1	0.5	<0.1	97	4.79
1472928	Drill Core	4.89	3	2.0	19.2	3.6	39	<0.1	2.6	8.8	656	2.87	6	0.6	2.4	168	<0.1	0.7	<0.1	76	4.56
1472929	Drill Core	4.51	<2	1.7	31.1	3.3	51	<0.1	3.9	12.1	613	3.54	7	0.5	1.9	188	<0.1	0.7	<0.1	95	2.69
1472930	Drill Core	4.43	4	1.7	32.2	3.0	49	<0.1	4.3	11.7	611	3.22	4	0.6	2.3	162	0.1	0.5	<0.1	85	3.97
1472931	Drill Core	4.33	18	0.9	32.3	3.1	59	0.1	7.2	13.4	727	3.83	5	0.7	1.6	203	<0.1	0.6	<0.1	113	3.95
1472932	Drill Core	3.78	6	0.9	37.8	3.1	51	<0.1	3.8	11.4	591	3.52	4	0.5	1.7	196	<0.1	0.6	<0.1	101	2.96
1472933	Drill Core	4.56	17	1.8	20.4	3.5	56	<0.1	3.5	11.3	875	3.63	7	0.8	2.1	165	0.1	0.4	<0.1	89	4.82
1472934	Drill Core	4.48	6	2.3	15.5	3.9	49	<0.1	3.3	11.2	747	3.48	7	0.8	2.0	192	<0.1	0.6	<0.1	88	4.68
1472935	Drill Core	4.21	<2	1.5	43.8	2.7	48	<0.1	3.8	10.9	707	3.61	8	0.9	1.9	276	<0.1	0.4	<0.1	97	4.08
1472936	Drill Core	4.69	<2	0.2	23.6	2.5	50	<0.1	3.4	11.3	640	3.46	5	0.8	2.4	251	<0.1	0.1	<0.1	87	3.56
1472937	Drill Core	4.62	<2	0.3	23.8	2.6	48	<0.1	3.3	10.4	616	3.44	5	0.9	2.6	313	<0.1	0.2	<0.1	94	3.32
1472938	Drill Core	4.50	<2	0.6	13.0	3.1	36	<0.1	3.2	8.5	598	3.40	5	0.7	1.9	331	<0.1	0.3	<0.1	103	3.59
1472939	Drill Core	5.13	18	5.1	22.8	2.7	41	<0.1	2.8	9.2	910	3.45	7	0.8	2.0	255	<0.1	0.4	<0.1	91	4.52
1472940	Drill Core	5.29	<2	0.5	32.2	3.1	51	<0.1	4.1	10.7	824	3.77	5	0.9	2.8	234	<0.1	0.2	<0.1	102	2.77
1472941	Drill Core	5.10	<2	1.1	37.8	3.2	58	<0.1	4.4	13.0	619	3.69	6	1.1	2.8	317	<0.1	0.2	<0.1	97	3.40
1472942	Drill Core	4.99	<2	0.7	24.7	3.1	61	<0.1	7.2	14.0	582	3.50	5	0.6	1.5	362	<0.1	0.3	<0.1	107	2.95

This report supersedes all previous preliminary and final reports with this file number dated prior to the date on this certificate. Signature indicates final approval; preliminary reports are unsigned and should be used for reference only.

BUREAU VERITAS
MINERAL LABORATORIES
Canada

www.bureauveritas.com/um

Bureau Veritas Commodities Canada Ltd.

9050 Shaughnessy St Vancouver British Columbia V6P 6E5 Canada
PHONE (604) 253-3158

Client: **Goldstrike Resources Ltd.**
1010 - 1130 West Pender St.
Vancouver British Columbia V6E 4A4 Canada

Project: LUC
Report Date: October 18, 2018

CERTIFICATE OF ANALYSIS WHI18000461.1

	Method	MA200	MA200	MA200	MA200	MA200	MA200	MA200	MA200	MA200	MA200	MA200	MA200	MA200	MA200	MA200	MA200	MA200	MA200	MA200	MA200
	Analyte	P	La	Cr	Mg	Ba	Ti	Al	Na	K	W	Zr	Ce	Sn	Y	Nb	Ta	Be	Sc	Li	S
	Unit	%	ppm	ppm	%	ppm	%	%	%	%	ppm	ppm	ppm	ppm	ppm	ppm	ppm	ppm	ppm	ppm	%
	MDL	0.001	0.1	1	0.01	1	0.001	0.01	0.001	0.01	0.1	0.1	1	0.1	0.1	0.1	0.1	1	1	0.1	0.1
1472913	Drill Core	0.053	7.8	7	0.28	199	0.269	6.81	1.361	1.45	2.8	2.8	20	0.8	15.9	2.5	0.1	1	23	25.7	<0.1
1472914	Drill Core	0.055	7.9	7	0.33	195	0.209	7.03	1.066	1.68	3.6	2.9	19	0.5	13.3	1.9	<0.1	1	25	26.8	<0.1
1472915	Drill Core	0.050	8.0	6	1.28	98	0.174	7.09	3.110	1.11	4.0	2.7	20	0.6	7.6	1.4	<0.1	<1	25	15.0	0.1
1472916	Drill Core	0.056	8.2	7	0.36	195	0.215	7.34	2.415	1.54	2.7	4.7	20	0.5	10.1	1.7	<0.1	1	27	18.9	<0.1
1472917	Drill Core	0.048	7.5	6	0.97	83	0.146	6.58	3.559	0.99	2.1	5.5	18	0.7	9.0	1.0	<0.1	<1	22	12.2	<0.1
1472918	Drill Core	0.039	7.6	5	0.44	128	0.114	5.95	3.276	0.57	1.7	8.3	18	0.3	7.6	0.8	<0.1	<1	16	13.3	<0.1
1472919	Drill Core	0.053	6.3	6	0.27	147	0.303	6.88	2.173	0.99	0.6	2.5	16	0.6	12.9	2.5	0.1	1	23	18.8	<0.1
1472920	Drill Core	0.056	6.6	7	0.39	140	0.328	6.43	2.443	0.74	0.3	2.8	17	0.7	18.1	2.6	0.1	<1	20	17.1	<0.1
1472921	Drill Core	0.061	7.5	8	0.66	144	0.373	6.99	2.086	0.74	0.2	3.2	21	0.9	21.4	2.8	0.1	<1	27	22.2	<0.1
1472922	Drill Core	0.054	9.6	7	0.69	212	0.298	6.53	2.281	0.79	0.3	2.8	23	0.6	24.1	3.4	0.1	<1	22	17.1	<0.1
1472923	Drill Core	0.046	9.3	5	0.57	110	0.233	5.94	2.365	0.76	0.8	3.6	21	0.6	20.7	1.8	<0.1	<1	20	16.5	<0.1
1472924	Drill Core	0.050	9.6	5	0.55	236	0.220	6.42	3.103	0.66	1.4	5.6	22	0.4	18.1	1.7	0.1	<1	20	14.9	<0.1
1472925	Rock Pulp	0.061	8.2	51	1.31	515	0.354	6.48	2.418	0.91	0.7	28.1	19	1.7	15.2	3.9	0.2	<1	15	14.6	<0.1
1472926	Rock Pulp	0.057	8.6	56	1.34	623	0.376	6.30	2.331	0.89	9.2	32.6	19	2.1	14.7	4.6	0.3	<1	14	15.8	0.3
1472927	Drill Core	0.051	8.4	6	0.62	204	0.244	6.63	2.792	0.71	1.3	3.6	20	0.7	20.9	2.1	0.1	<1	21	13.2	<0.1
1472928	Drill Core	0.049	9.3	5	0.52	120	0.264	5.89	2.812	0.46	1.3	3.4	20	0.5	17.5	3.3	0.2	<1	17	11.7	<0.1
1472929	Drill Core	0.053	7.0	7	0.38	107	0.317	7.11	2.263	0.81	0.3	3.0	17	0.7	17.4	2.9	0.2	1	21	16.2	<0.1
1472930	Drill Core	0.047	7.1	8	0.73	102	0.254	6.54	2.878	0.67	1.2	3.4	17	0.6	16.0	2.5	0.1	<1	21	10.2	<0.1
1472931	Drill Core	0.052	6.9	30	0.93	117	0.264	6.62	2.267	1.05	1.0	2.9	16	0.5	16.6	1.9	0.1	<1	23	11.8	<0.1
1472932	Drill Core	0.055	6.0	7	0.61	225	0.290	7.04	2.757	1.05	1.4	2.7	16	0.5	13.5	2.4	0.1	<1	24	13.4	<0.1
1472933	Drill Core	0.051	7.4	6	0.84	157	0.283	6.78	2.193	0.81	0.8	3.6	17	0.5	20.6	2.5	0.1	<1	21	17.4	<0.1
1472934	Drill Core	0.056	7.3	6	0.37	171	0.268	6.27	1.897	0.86	0.7	3.0	17	0.5	21.4	2.3	0.1	2	20	16.2	<0.1
1472935	Drill Core	0.053	8.0	6	0.60	258	0.330	6.96	2.437	0.93	0.3	2.8	20	0.8	21.8	2.4	0.1	<1	23	13.9	<0.1
1472936	Drill Core	0.049	6.4	6	0.85	239	0.293	6.91	2.537	0.97	0.1	1.7	16	0.7	18.8	2.4	0.1	<1	20	13.1	<0.1
1472937	Drill Core	0.054	7.3	7	0.79	413	0.346	7.15	2.789	0.87	0.1	2.2	18	0.6	20.1	2.8	0.2	1	22	11.5	<0.1
1472938	Drill Core	0.046	5.8	5	0.66	228	0.250	7.83	3.131	0.97	0.2	4.5	14	0.6	14.5	2.6	0.2	<1	17	16.3	<0.1
1472939	Drill Core	0.041	7.7	5	1.19	181	0.271	6.76	2.915	0.70	0.8	3.5	18	0.6	20.3	2.4	0.1	<1	19	15.8	<0.1
1472940	Drill Core	0.052	5.9	7	0.99	255	0.367	7.26	2.999	1.10	0.4	1.9	15	0.6	17.8	3.1	0.2	<1	23	15.3	<0.1
1472941	Drill Core	0.059	6.9	7	1.01	271	0.354	7.56	3.375	1.07	0.2	2.8	17	0.6	17.7	3.1	0.2	<1	23	18.5	0.1
1472942	Drill Core	0.050	6.0	8	1.08	296	0.312	7.31	3.369	1.01	0.2	4.0	15	0.5	15.1	2.7	0.1	<1	20	17.6	0.2

This report supersedes all previous preliminary and final reports with this file number dated prior to the date on this certificate. Signature indicates final approval; preliminary reports are unsigned and should be used for reference only.

BUREAU VERITAS
MINERAL LABORATORIES
Canada

www.bureauveritas.com/um

Bureau Veritas Commodities Canada Ltd.

9050 Shaughnessy St Vancouver British Columbia V6P 6E5 Canada
PHONE (604) 253-3158

Client: **Goldstrike Resources Ltd.**
1010 - 1130 West Pender St.
Vancouver British Columbia V6E 4A4 Canada

Project: LUC
Report Date: October 18, 2018

CERTIFICATE OF ANALYSIS WHI18000461.1

	Method	MA200	MA200	MA200	MA200	MA200	MA200	MA200	AQ200	FA550
	Analyte	Rb	Hf	In	Re	Se	Te	Tl	Hg	Au
	Unit	ppm	ppm	ppm	ppm	ppm	ppm	ppm	ppm	gm/t
	MDL	0.1	0.1	0.05	0.005	1	0.5	0.5	0.01	0.9
1472913	Drill Core	28.2	0.2	0.05	<0.005	<1	<0.5	<0.5	<0.01	
1472914	Drill Core	28.9	0.1	0.10	<0.005	2	<0.5	<0.5	<0.01	
1472915	Drill Core	20.3	<0.1	0.10	<0.005	<1	<0.5	<0.5	<0.01	
1472916	Drill Core	29.2	0.2	<0.05	<0.005	<1	<0.5	<0.5	<0.01	
1472917	Drill Core	16.1	0.2	<0.05	<0.005	<1	<0.5	<0.5	<0.01	
1472918	Drill Core	9.5	0.2	<0.05	<0.005	<1	<0.5	<0.5	<0.01	
1472919	Drill Core	22.0	0.1	<0.05	<0.005	<1	<0.5	<0.5	<0.01	
1472920	Drill Core	15.6	0.1	<0.05	<0.005	<1	<0.5	<0.5	<0.01	
1472921	Drill Core	18.4	0.1	0.05	<0.005	<1	<0.5	<0.5	<0.01	
1472922	Drill Core	26.4	0.1	0.07	<0.005	2	<0.5	<0.5	<0.01	
1472923	Drill Core	21.5	0.2	0.07	<0.005	2	<0.5	<0.5	<0.01	
1472924	Drill Core	17.6	0.2	0.07	<0.005	1	<0.5	<0.5	<0.01	
1472925	Rock Pulp	18.8	1.1	<0.05	<0.005	<1	<0.5	<0.5	0.02	
1472926	Rock Pulp	17.0	1.1	0.15	0.102	<1	<0.5	<0.5	0.09	
1472927	Drill Core	19.2	0.1	0.06	<0.005	<1	<0.5	<0.5	0.01	
1472928	Drill Core	10.6	0.1	<0.05	<0.005	<1	<0.5	<0.5	<0.01	
1472929	Drill Core	21.3	0.2	0.11	<0.005	<1	<0.5	<0.5	0.01	
1472930	Drill Core	14.9	0.1	<0.05	<0.005	<1	<0.5	<0.5	<0.01	
1472931	Drill Core	29.5	0.2	0.05	<0.005	<1	<0.5	<0.5	<0.01	
1472932	Drill Core	26.8	0.2	0.07	<0.005	<1	<0.5	<0.5	<0.01	
1472933	Drill Core	16.5	0.1	<0.05	<0.005	2	<0.5	<0.5	<0.01	
1472934	Drill Core	23.2	0.1	0.07	<0.005	1	<0.5	<0.5	<0.01	
1472935	Drill Core	27.2	0.2	0.08	<0.005	<1	<0.5	<0.5	0.01	
1472936	Drill Core	23.2	<0.1	0.06	<0.005	<1	<0.5	<0.5	0.01	
1472937	Drill Core	20.7	0.1	0.06	<0.005	<1	<0.5	<0.5	<0.01	
1472938	Drill Core	20.5	0.2	<0.05	<0.005	<1	<0.5	<0.5	<0.01	
1472939	Drill Core	18.2	0.2	0.05	<0.005	<1	0.6	<0.5	<0.01	
1472940	Drill Core	24.3	0.2	0.06	<0.005	<1	<0.5	<0.5	<0.01	
1472941	Drill Core	23.6	0.2	0.06	<0.005	<1	<0.5	<0.5	<0.01	
1472942	Drill Core	25.7	0.2	<0.05	<0.005	1	<0.5	<0.5	<0.01	

This report supersedes all previous preliminary and final reports with this file number dated prior to the date on this certificate. Signature indicates final approval; preliminary reports are unsigned and should be used for reference only.

BUREAU VERITAS
MINERAL LABORATORIES
Canada

www.bureauveritas.com/um

Bureau Veritas Commodities Canada Ltd.

9050 Shaughnessy St Vancouver British Columbia V6P 6E5 Canada
PHONE (604) 253-3158

Client: **Goldstrike Resources Ltd.**
1010 - 1130 West Pender St.
Vancouver British Columbia V6E 4A4 Canada

Project: LUC
Report Date: October 18, 2018

CERTIFICATE OF ANALYSIS WHI18000461.1

	Method	WGHT	FA350	MA200	MA200	MA200	MA200	MA200	MA200	MA200	MA200	MA200	MA200	MA200	MA200	MA200	MA200	MA200	MA200	MA200	MA200
	Analyte	Wgt	Au	Mo	Cu	Pb	Zn	Ag	Ni	Co	Mn	Fe	As	U	Th	Sr	Cd	Sb	Bi	V	Ca
	Unit	kg	ppb	ppm	ppm	ppm	ppm	ppm	ppm	ppm	ppm	%	ppm	ppm	ppm	ppm	ppm	ppm	ppm	ppm	%
	MDL	0.01	2	0.1	0.1	0.1	1	0.1	0.1	0.2	1	0.01	1	0.1	0.1	1	0.1	0.1	0.1	1	0.01
1472943	Drill Core	4.02	<2	1.6	26.7	2.7	56	<0.1	4.1	11.4	794	3.87	4	1.0	2.5	320	<0.1	0.4	<0.1	107	4.15
1472944	Drill Core	4.23	<2	0.4	35.5	3.1	57	<0.1	4.3	11.9	498	3.80	6	0.7	1.9	301	<0.1	0.6	<0.1	115	2.31
1472945	Drill Core	3.72	<2	1.0	40.4	3.8	54	<0.1	4.0	11.4	321	3.43	7	0.8	2.0	183	<0.1	1.6	<0.1	99	1.63
1472946	Drill Core	5.33	<2	1.1	20.7	5.3	48	<0.1	3.0	8.4	505	2.83	12	0.5	1.9	213	<0.1	7.4	<0.1	75	2.95
1472947	Drill Core	5.15	<2	0.6	18.9	2.5	46	<0.1	4.0	9.7	612	2.92	5	0.3	1.6	145	<0.1	0.7	<0.1	75	3.82
1472948	Drill Core	5.30	<2	0.4	40.5	2.9	49	<0.1	3.3	10.4	700	3.41	5	0.4	1.6	226	<0.1	0.6	<0.1	97	3.96
1472949	Drill Core	4.89	<2	0.6	33.6	3.1	49	<0.1	4.1	12.1	660	3.39	6	0.5	1.7	255	<0.1	0.6	<0.1	99	3.01
1472950	Rock Pulp	0.06	6	7.7	42.6	5.2	57	<0.1	34.5	11.0	769	4.06	7	0.6	1.5	295	0.2	1.0	<0.1	122	2.80
1472951	Rock Pulp	0.09	442	53.5	>10000	987.0	>10000	60.6	18.6	3.5	737	13.08	117	4.5	0.2	58	256.5	58.6	12.2	45	1.61
1472952	Drill Core	5.52	<2	0.6	25.5	6.5	57	<0.1	4.4	11.2	572	3.53	7	0.6	1.8	295	<0.1	1.1	0.2	98	2.67
1472953	Drill Core	4.73	<2	0.9	35.5	4.8	53	<0.1	4.7	11.7	562	3.40	8	0.9	2.9	214	<0.1	0.8	<0.1	103	1.85
1472954	Drill Core	4.60	4	1.2	21.5	26.1	78	<0.1	17.6	10.5	346	2.21	28	5.3	14.6	170	0.2	0.8	0.8	85	0.74
1472955	Drill Core	4.42	<2	1.2	17.0	21.2	64	<0.1	14.8	9.1	311	1.91	24	4.3	13.4	170	<0.1	0.7	0.3	76	0.84
1472956	Drill Core	2.19	8	1.2	15.2	20.3	53	<0.1	14.8	8.3	330	1.90	32	3.5	11.9	184	<0.1	1.9	0.3	69	1.16
1472957	Drill Core	5.28	<2	0.5	5.3	14.2	22	<0.1	6.5	4.2	169	1.05	8	1.3	6.9	129	<0.1	0.2	0.1	30	0.61

This report supersedes all previous preliminary and final reports with this file number dated prior to the date on this certificate. Signature indicates final approval; preliminary reports are unsigned and should be used for reference only.

BUREAU VERITAS
MINERAL LABORATORIES
Canada

www.bureauveritas.com/um

Bureau Veritas Commodities Canada Ltd.

9050 Shaughnessy St Vancouver British Columbia V6P 6E5 Canada
PHONE (604) 253-3158

Client: **Goldstrike Resources Ltd.**
1010 - 1130 West Pender St.
Vancouver British Columbia V6E 4A4 Canada

Project: LUC
Report Date: October 18, 2018

CERTIFICATE OF ANALYSIS WHI18000461.1

	Method	MA200	MA200	MA200	MA200	MA200	MA200	MA200	MA200	MA200	MA200	MA200	MA200	MA200	MA200	MA200	MA200	MA200	MA200	MA200	MA200
	Analyte	P	La	Cr	Mg	Ba	Ti	Al	Na	K	W	Zr	Ce	Sn	Y	Nb	Ta	Be	Sc	Li	S
	Unit	%	ppm	ppm	%	ppm	%	%	%	%	ppm	ppm	ppm	ppm	ppm	ppm	ppm	ppm	ppm	ppm	%
	MDL	0.001	0.1	1	0.01	1	0.001	0.01	0.001	0.01	0.1	0.1	1	0.1	0.1	0.1	0.1	1	1	0.1	0.1
1472943	Drill Core	0.059	9.6	8	1.12	297	0.324	7.03	2.614	1.04	0.1	2.4	23	0.7	24.8	2.9	0.2	<1	22	15.6	0.2
1472944	Drill Core	0.065	5.4	8	0.85	231	0.349	7.44	2.777	1.16	0.2	2.4	14	0.7	15.0	2.7	0.2	1	23	15.8	0.1
1472945	Drill Core	0.054	8.7	7	0.76	188	0.315	7.21	2.064	1.04	0.7	2.2	21	0.6	15.2	2.5	0.2	<1	25	21.3	0.2
1472946	Drill Core	0.044	7.8	5	0.85	321	0.242	6.57	1.433	0.97	0.9	3.2	18	0.5	15.3	2.4	0.1	<1	16	25.6	0.2
1472947	Drill Core	0.039	6.7	6	0.95	206	0.236	5.91	1.222	0.55	0.4	2.3	15	0.5	14.2	2.1	0.1	<1	15	20.7	0.2
1472948	Drill Core	0.059	6.8	7	0.77	90	0.330	6.55	2.150	0.72	0.3	2.2	17	0.8	17.6	2.7	0.2	1	22	16.7	0.1
1472949	Drill Core	0.054	5.9	7	0.89	129	0.317	6.45	2.462	0.84	0.3	1.9	15	0.8	15.0	2.6	0.1	<1	21	14.9	0.2
1472950	Rock Pulp	0.054	7.7	48	1.29	464	0.357	6.38	2.371	0.93	0.8	25.9	17	1.6	15.1	3.7	0.2	<1	14	13.4	<0.1
1472951	Rock Pulp	0.039	2.3	13	2.32	42	0.032	3.85	0.468	0.81	0.5	36.5	7	3.6	7.2	0.4	<0.1	<1	8	7.6	>10
1472952	Drill Core	0.057	5.5	6	0.70	233	0.318	6.81	2.907	1.16	0.5	3.8	14	0.6	14.7	2.8	0.1	1	20	14.6	0.5
1472953	Drill Core	0.055	8.4	9	0.61	102	0.360	7.11	2.565	1.20	0.7	4.8	20	0.6	15.9	3.4	0.2	1	25	13.8	0.4
1472954	Drill Core	0.020	33.0	41	0.58	453	0.342	7.93	0.351	1.78	2.5	47.9	68	3.0	21.9	12.6	0.9	3	12	38.0	<0.1
1472955	Drill Core	0.017	31.2	34	0.54	661	0.287	7.37	0.371	1.85	1.9	42.7	63	2.6	18.8	11.0	0.8	3	10	36.5	<0.1
1472956	Drill Core	0.016	30.0	32	0.52	925	0.273	7.03	0.513	1.97	2.3	36.0	59	2.7	20.3	10.0	0.7	2	10	32.6	0.3
1472957	Drill Core	0.012	18.3	10	0.34	1133	0.116	4.30	0.743	2.42	1.1	14.1	36	1.6	9.6	5.2	0.4	<1	4	12.7	<0.1

This report supersedes all previous preliminary and final reports with this file number dated prior to the date on this certificate. Signature indicates final approval; preliminary reports are unsigned and should be used for reference only.

BUREAU VERITAS
MINERAL LABORATORIES
Canada

www.bureauveritas.com/um

Bureau Veritas Commodities Canada Ltd.

9050 Shaughnessy St Vancouver British Columbia V6P 6E5 Canada
PHONE (604) 253-3158

Client: **Goldstrike Resources Ltd.**
1010 - 1130 West Pender St.
Vancouver British Columbia V6E 4A4 Canada

Project: LUC
Report Date: October 18, 2018

CERTIFICATE OF ANALYSIS WHI18000461.1

	Method	MA200	MA200	MA200	MA200	MA200	MA200	MA200	AQ200	FA550
	Analyte	Rb	Hf	In	Re	Se	Te	Tl	Hg	Au
	Unit	ppm	ppm	ppm	ppm	ppm	ppm	ppm	ppm	gm/t
	MDL	0.1	0.1	0.05	0.005	1	0.5	0.5	0.01	0.9
1472943	Drill Core	28.8	0.2	0.07	0.006	2	<0.5	<0.5	<0.01	
1472944	Drill Core	30.2	0.1	0.07	<0.005	<1	<0.5	<0.5	<0.01	
1472945	Drill Core	29.8	0.2	0.05	<0.005	<1	<0.5	<0.5	0.01	
1472946	Drill Core	22.3	0.1	<0.05	<0.005	<1	<0.5	<0.5	<0.01	
1472947	Drill Core	11.9	0.1	0.05	<0.005	<1	<0.5	<0.5	<0.01	
1472948	Drill Core	19.8	0.1	0.06	<0.005	<1	0.6	<0.5	<0.01	
1472949	Drill Core	20.1	0.1	0.08	<0.005	<1	<0.5	<0.5	<0.01	
1472950	Rock Pulp	15.9	0.8	0.05	<0.005	<1	<0.5	<0.5	0.01	
1472951	Rock Pulp	9.7	0.9	9.42	0.010	5	8.5	2.6	3.01	
1472952	Drill Core	29.3	0.2	0.05	<0.005	1	<0.5	<0.5	0.03	
1472953	Drill Core	39.3	0.2	<0.05	<0.005	<1	<0.5	<0.5	0.07	
1472954	Drill Core	89.2	1.5	0.07	<0.005	2	<0.5	0.7	0.10	
1472955	Drill Core	97.2	1.3	<0.05	<0.005	<1	<0.5	0.6	0.14	
1472956	Drill Core	93.5	1.1	<0.05	<0.005	<1	<0.5	0.7	0.08	
1472957	Drill Core	69.2	0.5	<0.05	<0.005	<1	<0.5	<0.5	0.04	

This report supersedes all previous preliminary and final reports with this file number dated prior to the date on this certificate. Signature indicates final approval; preliminary reports are unsigned and should be used for reference only.

BUREAU VERITAS
MINERAL LABORATORIES
Canada

www.bureauveritas.com/um

Bureau Veritas Commodities Canada Ltd.
9050 Shaughnessy St Vancouver British Columbia V6P 6E5 Canada
PHONE (604) 253-3158

Client: **Goldstrike Resources Ltd.**
1010 - 1130 West Pender St.
Vancouver British Columbia V6E 4A4 Canada

Project: LUC
Report Date: October 18, 2018

QUALITY CONTROL REPORT WHI18000461.1

	Method	WGHT	FA350	MA200	MA200	MA200	MA200	MA200	MA200	MA200	MA200	MA200	MA200	MA200	MA200	MA200	MA200	MA200	MA200	MA200	MA200
	Analyte	Wgt	Au	Mo	Cu	Pb	Zn	Ag	Ni	Co	Mn	Fe	As	U	Th	Sr	Cd	Sb	Bi	V	Ca
	Unit	kg	ppb	ppm	ppm	ppm	ppm	ppm	ppm	ppm	ppm	%	ppm	ppm	ppm	ppm	ppm	ppm	ppm	ppm	%
	MDL	0.01	2	0.1	0.1	0.1	1	0.1	0.1	0.2	1	0.01	1	0.1	0.1	1	0.1	0.1	0.1	1	0.01
Pulp Duplicates																					
1472827	Drill Core	4.44	11	1.1	32.0	4.1	57	0.1	3.6	9.6	507	3.16	6	0.5	2.3	177	<0.1	3.2	<0.1	92	3.03
REP 1472827	QC		11																		
1472844	Drill Core	3.99	419	3.1	22.8	4.3	54	1.7	4.8	13.4	990	3.36	5	0.4	2.0	40	0.1	12.1	<0.1	76	6.08
REP 1472844	QC			3.3	22.1	4.3	54	1.9	5.0	13.6	919	3.35	5	0.3	2.2	41	0.1	12.0	<0.1	76	6.00
1472859	Drill Core	2.25	206	2.9	11.0	3.8	40	0.3	5.3	14.1	1881	3.62	1	0.6	1.9	114	0.7	0.6	<0.1	76	8.14
REP 1472859	QC		192																		
1472860	Drill Core	2.06	45	2.6	19.1	3.5	29	0.2	4.4	12.3	802	3.94	2	0.5	1.7	119	0.2	0.7	<0.1	134	3.56
REP 1472860	QC																				
1472879	Drill Core	4.46	25	4.7	21.0	5.9	47	<0.1	3.1	13.2	903	3.07	6	0.5	1.1	163	0.1	10.3	<0.1	79	7.62
REP 1472879	QC			5.1	23.0	6.0	50	0.2	2.9	13.8	894	3.17	6	0.5	1.1	160	0.1	9.8	<0.1	81	7.82
1472893	Drill Core	4.48	3	3.4	9.6	3.0	15	<0.1	2.7	5.4	431	1.48	6	0.5	7.2	89	0.1	5.4	<0.1	36	1.21
REP 1472893	QC		4																		
1472895	Drill Core	4.19	39	3.0	7.2	4.7	46	<0.1	6.8	11.3	909	3.10	13	0.3	2.4	143	0.2	22.1	<0.1	104	4.17
REP 1472895	QC																				
1472914	Drill Core	4.69	19	6.7	24.4	5.0	64	<0.1	5.0	14.9	987	4.27	8	0.5	1.6	140	0.2	1.6	<0.1	127	6.38
REP 1472914	QC			7.2	24.3	5.1	62	<0.1	5.0	15.9	944	4.12	8	0.4	1.6	137	0.1	1.7	<0.1	124	6.26
1472927	Drill Core	4.39	39	3.1	24.3	2.8	58	0.1	4.2	12.9	994	3.93	5	0.5	1.9	169	<0.1	0.5	<0.1	97	4.79
REP 1472927	QC		35																		
1472929	Drill Core	4.51	<2	1.7	31.1	3.3	51	<0.1	3.9	12.1	613	3.54	7	0.5	1.9	188	<0.1	0.7	<0.1	95	2.69
REP 1472929	QC																				
1472947	Drill Core	5.15	<2	0.6	18.9	2.5	46	<0.1	4.0	9.7	612	2.92	5	0.3	1.6	145	<0.1	0.7	<0.1	75	3.82
REP 1472947	QC			0.7	17.9	2.5	47	<0.1	3.6	9.7	591	2.88	6	0.3	1.6	149	<0.1	0.8	<0.1	74	3.76
1472957	Drill Core	5.28	<2	0.5	5.3	14.2	22	<0.1	6.5	4.2	169	1.05	8	1.3	6.9	129	<0.1	0.2	0.1	30	0.61
REP 1472957	QC		<2																		
Core Reject Duplicates																					
1472835	Drill Core	4.76	4	0.9	26.1	4.4	67	0.1	4.4	13.5	754	3.85	5	0.8	2.7	239	<0.1	0.7	<0.1	114	4.15
DUP 1472835	QC		3	0.9	25.2	4.5	66	0.2	4.6	14.0	756	3.95	4	0.8	2.7	234	<0.1	0.6	<0.1	120	4.11
1472869	Drill Core	4.70	13	1.7	47.3	3.2	53	<0.1	4.2	11.9	617	3.69	5	0.5	1.6	114	<0.1	1.6	<0.1	105	5.18

This report supersedes all previous preliminary and final reports with this file number dated prior to the date on this certificate. Signature indicates final approval; preliminary reports are unsigned and should be used for reference only.

BUREAU VERITAS
MINERAL LABORATORIES
Canada

www.bureauveritas.com/um

Bureau Veritas Commodities Canada Ltd.
9050 Shaughnessy St Vancouver British Columbia V6P 6E5 Canada
PHONE (604) 253-3158

Client: **Goldstrike Resources Ltd.**
1010 - 1130 West Pender St.
Vancouver British Columbia V6E 4A4 Canada

Project: LUC
Report Date: October 18, 2018

QUALITY CONTROL REPORT WHI18000461.1

	Method	MA200	MA200	MA200	MA200	MA200	MA200	MA200	MA200	MA200	MA200	MA200	MA200	MA200	MA200	MA200	MA200	MA200	MA200	MA200	MA200
	Analyte	P	La	Cr	Mg	Ba	Ti	Al	Na	K	W	Zr	Ce	Sn	Y	Nb	Ta	Be	Sc	Li	S
	Unit	%	ppm	ppm	%	ppm	%	%	%	%	ppm	ppm	ppm	ppm	ppm	ppm	ppm	ppm	ppm	ppm	%
	MDL	0.001	0.1	1	0.01	1	0.001	0.01	0.001	0.01	0.1	0.1	1	0.1	0.1	0.1	0.1	1	1	0.1	0.1
Pulp Duplicates																					
1472827	Drill Core	0.047	7.3	6	0.23	288	0.234	6.89	0.775	0.89	1.0	2.5	19	0.7	16.0	2.5	0.1	1	17	26.9	<0.1
REP 1472827	QC																				
1472844	Drill Core	0.034	6.8	5	0.20	140	0.140	4.58	0.033	0.52	0.8	3.6	15	0.4	11.7	1.0	<0.1	<1	12	40.8	<0.1
REP 1472844	QC	0.037	7.0	5	0.20	147	0.138	4.52	0.031	0.53	0.9	3.3	16	0.5	12.0	1.0	<0.1	<1	11	39.1	<0.1
1472859	Drill Core	0.040	10.0	5	0.10	313	0.076	6.30	4.853	0.31	1.7	18.4	22	0.2	13.7	0.5	<0.1	<1	27	3.6	<0.1
REP 1472859	QC																				
1472860	Drill Core	0.048	8.7	9	0.12	231	0.151	7.16	5.499	0.80	2.7	16.3	23	0.5	8.7	1.0	<0.1	<1	15	5.4	<0.1
REP 1472860	QC																				
1472879	Drill Core	0.033	7.2	4	0.40	162	0.081	5.33	2.069	0.52	1.8	9.4	16	0.6	10.3	0.6	<0.1	<1	11	18.9	<0.1
REP 1472879	QC	0.037	7.4	4	0.42	159	0.080	5.60	2.161	0.55	1.8	9.1	17	0.5	10.0	0.6	<0.1	<1	12	17.1	<0.1
1472893	Drill Core	0.017	13.1	2	0.08	124	0.065	6.90	3.971	0.65	3.4	14.4	24	0.4	5.2	2.2	0.2	<1	6	12.2	<0.1
REP 1472893	QC																				
1472895	Drill Core	0.043	6.3	4	0.77	108	0.106	6.93	2.209	2.26	5.6	6.9	15	0.5	5.9	0.8	<0.1	<1	12	33.2	<0.1
REP 1472895	QC																				
1472914	Drill Core	0.055	7.9	7	0.33	195	0.209	7.03	1.066	1.68	3.6	2.9	19	0.5	13.3	1.9	<0.1	1	25	26.8	<0.1
REP 1472914	QC	0.051	7.7	8	0.33	202	0.215	6.88	1.050	1.71	3.9	2.7	19	0.6	13.4	1.8	<0.1	<1	25	25.2	<0.1
1472927	Drill Core	0.051	8.4	6	0.62	204	0.244	6.63	2.792	0.71	1.3	3.6	20	0.7	20.9	2.1	0.1	<1	21	13.2	<0.1
REP 1472927	QC																				
1472929	Drill Core	0.053	7.0	7	0.38	107	0.317	7.11	2.263	0.81	0.3	3.0	17	0.7	17.4	2.9	0.2	1	21	16.2	<0.1
REP 1472929	QC																				
1472947	Drill Core	0.039	6.7	6	0.95	206	0.236	5.91	1.222	0.55	0.4	2.3	15	0.5	14.2	2.1	0.1	<1	15	20.7	0.2
REP 1472947	QC	0.036	6.9	5	0.95	207	0.231	5.92	1.215	0.55	0.3	2.1	15	0.5	14.6	2.0	0.1	<1	15	21.3	0.2
1472957	Drill Core	0.012	18.3	10	0.34	1133	0.116	4.30	0.743	2.42	1.1	14.1	36	1.6	9.6	5.2	0.4	<1	4	12.7	<0.1
REP 1472957	QC																				
Core Reject Duplicates																					
1472835	Drill Core	0.066	7.9	7	0.51	574	0.280	7.57	2.919	1.57	1.0	5.0	17	0.6	12.2	2.0	0.1	1	16	13.7	<0.1
DUP 1472835	QC	0.068	7.6	7	0.54	567	0.270	7.63	2.902	1.52	0.9	4.5	16	0.7	11.8	2.0	0.1	1	16	12.2	<0.1
1472869	Drill Core	0.067	7.6	11	0.35	191	0.250	6.68	2.241	1.12	1.2	3.5	19	0.7	15.4	2.0	<0.1	<1	22	16.4	<0.1

This report supersedes all previous preliminary and final reports with this file number dated prior to the date on this certificate. Signature indicates final approval; preliminary reports are unsigned and should be used for reference only.

BUREAU VERITAS
MINERAL LABORATORIES
Canada

www.bureauveritas.com/um

Bureau Veritas Commodities Canada Ltd.
9050 Shaughnessy St Vancouver British Columbia V6P 6E5 Canada
PHONE (604) 253-3158

Client: **Goldstrike Resources Ltd.**
1010 - 1130 West Pender St.
Vancouver British Columbia V6E 4A4 Canada

Project: LUC
Report Date: October 18, 2018

QUALITY CONTROL REPORT WHI18000461.1

	Method	MA200	MA200	MA200	MA200	MA200	MA200	MA200	AQ200	FA550
	Analyte	Rb	Hf	In	Re	Se	Te	Tl	Hg	Au
	Unit	ppm	ppm	ppm	ppm	ppm	ppm	ppm	ppm	gm/t
	MDL	0.1	0.1	0.05	0.005	1	0.5	0.5	0.01	0.9
Pulp Duplicates										
1472827	Drill Core	20.2	0.1	<0.05	<0.005	1	<0.5	<0.5	<0.01	
REP 1472827	QC								<0.01	
1472844	Drill Core	15.4	0.2	<0.05	<0.005	<1	1.1	<0.5	0.03	
REP 1472844	QC	15.0	0.2	<0.05	<0.005	<1	1.2	<0.5		
1472859	Drill Core	3.5	0.6	0.06	<0.005	<1	1.0	<0.5	0.01	
REP 1472859	QC									
1472860	Drill Core	8.9	0.6	0.05	<0.005	<1	<0.5	<0.5	<0.01	
REP 1472860	QC								<0.01	
1472879	Drill Core	11.9	0.3	<0.05	<0.005	<1	0.8	<0.5	<0.01	
REP 1472879	QC	11.5	0.3	<0.05	<0.005	<1	1.3	<0.5		
1472893	Drill Core	11.0	0.5	<0.05	<0.005	<1	<0.5	<0.5	<0.01	
REP 1472893	QC									
1472895	Drill Core	41.5	0.3	<0.05	<0.005	<1	<0.5	<0.5	0.03	
REP 1472895	QC								0.02	
1472914	Drill Core	28.9	0.1	0.10	<0.005	2	<0.5	<0.5	<0.01	
REP 1472914	QC	29.1	0.2	0.07	<0.005	<1	<0.5	<0.5		
1472927	Drill Core	19.2	0.1	0.06	<0.005	<1	<0.5	<0.5	0.01	
REP 1472927	QC									
1472929	Drill Core	21.3	0.2	0.11	<0.005	<1	<0.5	<0.5	0.01	
REP 1472929	QC								<0.01	
1472947	Drill Core	11.9	0.1	0.05	<0.005	<1	<0.5	<0.5	<0.01	
REP 1472947	QC	13.4	0.1	<0.05	<0.005	<1	0.9	<0.5		
1472957	Drill Core	69.2	0.5	<0.05	<0.005	<1	<0.5	<0.5	0.04	
REP 1472957	QC									
Core Reject Duplicates										
1472835	Drill Core	39.9	0.2	<0.05	<0.005	<1	<0.5	<0.5	<0.01	
DUP 1472835	QC	39.9	0.2	<0.05	<0.005	<1	<0.5	<0.5	<0.01	
1472869	Drill Core	21.0	0.2	<0.05	<0.005	<1	<0.5	<0.5	<0.01	

This report supersedes all previous preliminary and final reports with this file number dated prior to the date on this certificate. Signature indicates final approval; preliminary reports are unsigned and should be used for reference only.

BUREAU VERITAS
MINERAL LABORATORIES
Canada

www.bureauveritas.com/um

Bureau Veritas Commodities Canada Ltd.
9050 Shaughnessy St Vancouver British Columbia V6P 6E5 Canada
PHONE (604) 253-3158

Client: **Goldstrike Resources Ltd.**
1010 - 1130 West Pender St.
Vancouver British Columbia V6E 4A4 Canada

Project: LUC
Report Date: October 18, 2018

QUALITY CONTROL REPORT WHI18000461.1

		WGHT	FA350	MA200	MA200	MA200	MA200	MA200	MA200	MA200	MA200	MA200	MA200	MA200	MA200	MA200	MA200	MA200	MA200	MA200	MA200
		Wgt	Au	Mo	Cu	Pb	Zn	Ag	Ni	Co	Mn	Fe	As	U	Th	Sr	Cd	Sb	Bi	V	Ca
		kg	ppb	ppm	ppm	ppm	ppm	ppm	ppm	ppm	ppm	%	ppm	ppm	ppm	ppm	ppm	ppm	ppm	ppm	%
		0.01	2	0.1	0.1	0.1	1	0.1	0.1	0.2	1	0.01	1	0.1	0.1	1	0.1	0.1	0.1	1	0.01
DUP 1472869	QC		17	1.5	48.7	3.2	55	<0.1	3.9	12.0	631	3.70	4	0.5	1.6	115	<0.1	1.6	<0.1	104	5.18
1472903	Drill Core	4.46	94	2.9	11.5	5.4	34	0.1	3.8	11.1	733	2.82	10	0.4	1.0	185	<0.1	6.5	<0.1	80	3.84
DUP 1472903	QC		72	2.8	11.8	4.4	34	0.1	3.7	10.6	777	2.82	9	0.4	0.9	187	<0.1	6.3	<0.1	80	4.02
1472937	Drill Core	4.62	<2	0.3	23.8	2.6	48	<0.1	3.3	10.4	616	3.44	5	0.9	2.6	313	<0.1	0.2	<0.1	94	3.32
DUP 1472937	QC		<2	0.2	25.0	2.6	47	<0.1	3.2	10.5	598	3.48	5	0.8	2.4	298	<0.1	0.2	<0.1	96	3.37
Reference Materials																					
STD AGPROOF	Standard																				
STD DS11	Standard																				
STD DS11	Standard																				
STD DS11	Standard																				
STD DS11	Standard																				
STD OREAS25A-4A	Standard			2.2	35.5	23.3	45	<0.1	44.1	7.4	525	6.36	9	2.5	14.8	50	<0.1	0.7	0.3	153	0.31
STD OREAS25A-4A	Standard			2.6	34.6	25.7	46	<0.1	47.8	8.0	527	6.81	11	3.0	16.9	53	<0.1	0.6	0.4	171	0.30
STD OREAS25A-4A	Standard			2.5	29.9	23.1	41	<0.1	43.0	7.5	467	6.41	9	2.6	14.6	47	<0.1	0.7	0.4	164	0.28
STD OREAS25A-4A	Standard			2.3	31.2	23.5	39	<0.1	41.8	7.3	468	6.27	10	2.7	15.7	48	<0.1	0.5	0.3	150	0.29
STD OREAS45EA	Standard																				
STD OREAS45EA	Standard																				
STD OREAS45EA	Standard																				
STD OREAS45EA	Standard																				
STD OREAS45E	Standard			2.5	803.8	18.8	49	0.3	506.9	62.4	623	24.16	16	2.4	12.9	18	<0.1	1.1	0.3	357	0.07
STD OREAS45E	Standard			2.5	791.7	20.3	51	0.3	500.8	63.9	598	25.78	18	2.6	13.8	15	<0.1	1.2	0.3	350	0.08
STD OREAS45E	Standard			2.3	787.3	19.1	49	0.3	489.6	60.4	559	24.61	19	2.5	13.7	17	<0.1	1.1	0.3	343	0.07
STD OREAS45E	Standard			2.1	732.9	17.2	40	0.3	452.5	54.1	511	21.42	17	2.3	12.1	16	<0.1	0.9	0.3	312	0.07
STD OXC145	Standard		213																		
STD OXC145	Standard		219																		
STD OXC145	Standard		203																		
STD OXC145	Standard		211																		
STD OXC145	Standard		216																		
STD OXC145	Standard		211																		

This report supersedes all previous preliminary and final reports with this file number dated prior to the date on this certificate. Signature indicates final approval; preliminary reports are unsigned and should be used for reference only.

BUREAU VERITAS
MINERAL LABORATORIES
Canada

www.bureauveritas.com/um

Bureau Veritas Commodities Canada Ltd.
9050 Shaughnessy St Vancouver British Columbia V6P 6E5 Canada
PHONE (604) 253-3158

Client: **Goldstrike Resources Ltd.**
1010 - 1130 West Pender St.
Vancouver British Columbia V6E 4A4 Canada

Project: LUC
Report Date: October 18, 2018

QUALITY CONTROL REPORT WHI18000461.1

		MA200 P % 0.001	MA200 La ppm 0.1	MA200 Cr ppm 1	MA200 Mg % 0.01	MA200 Ba ppm 1	MA200 Ti % 0.001	MA200 Al % 0.01	MA200 Na % 0.001	MA200 K % 0.01	MA200 W ppm 0.1	MA200 Zr ppm 0.1	MA200 Ce ppm 1	MA200 Sn ppm 0.1	MA200 Y ppm 0.1	MA200 Nb ppm 0.1	MA200 Ta ppm 0.1	MA200 Be ppm 1	MA200 Sc ppm 1	MA200 Li ppm 0.1	MA200 S % 0.1
DUP 1472869	QC	0.062	8.4	11	0.36	195	0.233	6.78	2.185	1.10	1.3	3.6	20	0.5	15.4	2.0	<0.1	<1	22	17.0	<0.1
1472903	Drill Core	0.037	6.0	7	0.93	51	0.133	6.11	0.040	1.08	3.5	4.2	14	0.6	6.5	1.0	<0.1	<1	17	46.5	<0.1
DUP 1472903	QC	0.034	6.8	7	0.98	53	0.136	5.80	0.038	0.95	3.2	4.8	15	0.6	6.6	1.0	<0.1	<1	16	44.6	<0.1
1472937	Drill Core	0.054	7.3	7	0.79	413	0.346	7.15	2.789	0.87	0.1	2.2	18	0.6	20.1	2.8	0.2	1	22	11.5	<0.1
DUP 1472937	QC	0.051	6.8	7	0.80	379	0.367	7.13	2.822	0.86	0.1	2.2	17	0.5	19.5	2.9	0.2	1	21	12.3	<0.1
Reference Materials																					
STD AGPROOF	Standard																				
STD DS11	Standard																				
STD DS11	Standard																				
STD DS11	Standard																				
STD DS11	Standard																				
STD OREAS25A-4A	Standard	0.046	21.6	102	0.30	137	0.907	8.75	0.131	0.47	1.7	147.0	47	3.7	10.3	18.7	1.3	1	12	36.8	<0.1
STD OREAS25A-4A	Standard	0.051	24.5	115	0.36	161	0.981	8.96	0.132	0.50	2.1	167.3	54	4.4	11.8	20.5	1.5	1	13	38.5	<0.1
STD OREAS25A-4A	Standard	0.048	22.4	96	0.32	134	0.907	8.52	0.113	0.45	1.8	146.9	48	3.6	10.6	18.7	1.3	<1	12	35.9	<0.1
STD OREAS25A-4A	Standard	0.044	22.5	114	0.33	149	0.872	8.74	0.119	0.47	1.7	133.6	47	4.2	10.0	16.8	1.3	<1	12	36.3	<0.1
STD OREAS45EA	Standard																				
STD OREAS45EA	Standard																				
STD OREAS45EA	Standard																				
STD OREAS45EA	Standard																				
STD OREAS45E	Standard	0.035	11.5	959	0.15	249	0.559	6.96	0.057	0.35	1.1	95.8	24	1.5	8.0	6.2	0.5	<1	96	6.7	<0.1
STD OREAS45E	Standard	0.039	12.3	1044	0.17	278	0.536	6.92	0.061	0.36	1.0	107.6	27	1.4	9.1	6.5	0.6	<1	97	7.2	<0.1
STD OREAS45E	Standard	0.036	12.2	954	0.17	266	0.523	6.78	0.059	0.34	1.1	98.4	27	1.3	8.8	6.3	0.5	<1	94	6.5	<0.1
STD OREAS45E	Standard	0.030	10.5	928	0.15	244	0.476	6.38	0.054	0.32	1.0	83.1	22	1.2	7.2	5.7	0.5	<1	85	6.6	<0.1
STD OXC145	Standard																				
STD OXC145	Standard																				
STD OXC145	Standard																				
STD OXC145	Standard																				
STD OXC145	Standard																				
STD OXC145	Standard																				

This report supersedes all previous preliminary and final reports with this file number dated prior to the date on this certificate. Signature indicates final approval; preliminary reports are unsigned and should be used for reference only.

BUREAU VERITAS
MINERAL LABORATORIES
Canada

www.bureauveritas.com/um

Bureau Veritas Commodities Canada Ltd.
9050 Shaughnessy St Vancouver British Columbia V6P 6E5 Canada
PHONE (604) 253-3158

Client: **Goldstrike Resources Ltd.**
1010 - 1130 West Pender St.
Vancouver British Columbia V6E 4A4 Canada

Project: LUC
Report Date: October 18, 2018

QUALITY CONTROL REPORT WHI18000461.1

		MA200 Rb ppm 0.1	MA200 Hf ppm 0.1	MA200 In ppm 0.05	MA200 Re ppm 0.005	MA200 Se ppm 1	MA200 Te ppm 0.5	MA200 Tl ppm 0.5	AQ200 Hg ppm 0.01	FA550 Au gm/t 0.9
DUP 1472869	QC	24.6	0.2	<0.05	<0.005	<1	0.8	<0.5	<0.01	
1472903	Drill Core	20.9	0.1	0.07	<0.005	<1	<0.5	<0.5	0.02	
DUP 1472903	QC	18.1	0.2	<0.05	<0.005	<1	<0.5	<0.5	<0.01	
1472937	Drill Core	20.7	0.1	0.06	<0.005	<1	<0.5	<0.5	<0.01	
DUP 1472937	QC	20.0	<0.1	<0.05	<0.005	<1	<0.5	<0.5	<0.01	
Reference Materials										
STD AGPROOF	Standard									<0.9
STD DS11	Standard								0.27	
STD DS11	Standard								0.23	
STD DS11	Standard								0.29	
STD DS11	Standard								0.25	
STD OREAS25A-4A	Standard	58.0	4.0	0.07	<0.005	3	<0.5	<0.5		
STD OREAS25A-4A	Standard	62.3	4.0	0.05	<0.005	1	<0.5	<0.5		
STD OREAS25A-4A	Standard	56.7	3.9	0.06	<0.005	2	<0.5	<0.5		
STD OREAS25A-4A	Standard	59.5	3.7	0.07	<0.005	2	<0.5	<0.5		
STD OREAS45EA	Standard								<0.01	
STD OREAS45EA	Standard								0.01	
STD OREAS45EA	Standard								<0.01	
STD OREAS45EA	Standard								0.01	
STD OREAS45E	Standard	21.8	3.1	0.08	<0.005	3	<0.5	<0.5		
STD OREAS45E	Standard	23.4	3.1	0.10	<0.005	2	<0.5	<0.5		
STD OREAS45E	Standard	21.4	2.8	0.09	<0.005	2	<0.5	<0.5		
STD OREAS45E	Standard	21.0	2.5	0.08	<0.005	4	<0.5	<0.5		
STD OXC145	Standard									
STD OXC145	Standard									
STD OXC145	Standard									
STD OXC145	Standard									
STD OXC145	Standard									
STD OXC145	Standard									

This report supersedes all previous preliminary and final reports with this file number dated prior to the date on this certificate. Signature indicates final approval; preliminary reports are unsigned and should be used for reference only.

BUREAU VERITAS
MINERAL LABORATORIES
Canada

www.bureauveritas.com/um

Bureau Veritas Commodities Canada Ltd.
9050 Shaughnessy St Vancouver British Columbia V6P 6E5 Canada
PHONE (604) 253-3158

Client: **Goldstrike Resources Ltd.**
1010 - 1130 West Pender St.
Vancouver British Columbia V6E 4A4 Canada

Project: LUC
Report Date: October 18, 2018

QUALITY CONTROL REPORT WHI18000461.1

		WGHT	FA350	MA200	MA200	MA200	MA200	MA200	MA200	MA200	MA200	MA200	MA200	MA200	MA200	MA200	MA200	MA200	MA200	MA200	MA200
		Wgt	Au	Mo	Cu	Pb	Zn	Ag	Ni	Co	Mn	Fe	As	U	Th	Sr	Cd	Sb	Bi	V	Ca
		kg	ppb	ppm	ppm	ppm	ppm	ppm	ppm	ppm	ppm	%	ppm	ppm	ppm	ppm	ppm	ppm	ppm	ppm	%
		0.01	2	0.1	0.1	0.1	1	0.1	0.1	0.2	1	0.01	1	0.1	0.1	1	0.1	0.1	0.1	1	0.01
STD OXH139	Standard		1310																		
STD OXH139	Standard		1247																		
STD OXH139	Standard		1305																		
STD OXH139	Standard		1275																		
STD OXH139	Standard		1317																		
STD OXQ114	Standard																				
STD SP49	Standard																				
STD DS11 Expected																					
STD OREAS25A-4A Expected				2.55	33.9	25.2	44.4		45.8	8.2	470	6.6	9.94	2.94	15.8	48.5		0.67	0.35	157	0.309
STD OREAS45E Expected				2.4	780	18.2	46.7	0.311	454	57	570	24.12	16.3	2.41	12.9	15.9	0.06	1	0.28	322	0.065
STD AGPROOF Expected																					
STD SP49 Expected																					
STD OXQ114 Expected																					
STD OXC145 Expected			212																		
STD OXH139 Expected			1312																		
BLK	Blank																				
BLK	Blank																				
BLK	Blank																				
BLK	Blank																				
BLK	Blank		<2																		
BLK	Blank		<2																		
BLK	Blank		3																		
BLK	Blank		2																		
BLK	Blank		<2																		
BLK	Blank		<2																		
BLK	Blank		2																		
BLK	Blank			<0.1	<0.1	<0.1	<1	<0.1	0.2	<0.2	<1	<0.01	<1	<0.1	<0.1	<1	<0.1	<0.1	<0.1	<1	<0.01
BLK	Blank			<0.1	<0.1	<0.1	<1	<0.1	<0.1	<0.2	1	<0.01	<1	<0.1	<0.1	<1	<0.1	<0.1	<0.1	<1	<0.01
BLK	Blank			<0.1	0.2	<0.1	<1	<0.1	0.1	<0.2	<1	<0.01	<1	<0.1	<0.1	<1	<0.1	<0.1	<0.1	<1	<0.01

This report supersedes all previous preliminary and final reports with this file number dated prior to the date on this certificate. Signature indicates final approval; preliminary reports are unsigned and should be used for reference only.

BUREAU VERITAS
MINERAL LABORATORIES
Canada

www.bureauveritas.com/um

Bureau Veritas Commodities Canada Ltd.
9050 Shaughnessy St Vancouver British Columbia V6P 6E5 Canada
PHONE (604) 253-3158

Client: **Goldstrike Resources Ltd.**
1010 - 1130 West Pender St.
Vancouver British Columbia V6E 4A4 Canada

Project: LUC
Report Date: October 18, 2018

QUALITY CONTROL REPORT WHI18000461.1

		MA200 P % 0.001	MA200 La ppm 0.1	MA200 Cr ppm 1	MA200 Mg % 0.01	MA200 Ba ppm 1	MA200 Ti % 0.001	MA200 Al % 0.01	MA200 Na % 0.001	MA200 K % 0.01	MA200 W ppm 0.1	MA200 Zr ppm 0.1	MA200 Ce ppm 1	MA200 Sn ppm 0.1	MA200 Y ppm 0.1	MA200 Nb ppm 0.1	MA200 Ta ppm 0.1	MA200 Be ppm 1	MA200 Sc ppm 1	MA200 Li ppm 0.1	MA200 S % 0.1
STD OXH139	Standard																				
STD OXH139	Standard																				
STD OXH139	Standard																				
STD OXH139	Standard																				
STD OXH139	Standard																				
STD OXQ114	Standard																				
STD SP49	Standard																				
STD DS11 Expected																					
STD OREAS25A-4A Expected		0.048	21.8	115	0.327	147	0.977	8.87	0.134	0.482	2	155	48.9	4.06	10.5	20.9	1.5	0.93	13.7	36.7	0.047
STD OREAS45E Expected		0.034	11	979	0.156	252	0.559	6.78	0.059	0.324	1.07	97	23.5	1.32	8.28	6.8	0.54		93	6.58	0.046
STD AGPROOF Expected																					
STD SP49 Expected																					
STD OXQ114 Expected																					
STD OXC145 Expected																					
STD OXH139 Expected																					
BLK	Blank																				
BLK	Blank																				
BLK	Blank																				
BLK	Blank																				
BLK	Blank																				
BLK	Blank																				
BLK	Blank																				
BLK	Blank																				
BLK	Blank																				
BLK	Blank																				
BLK	Blank																				
BLK	Blank	<0.001	<0.1	<1	<0.01	<1	<0.001	<0.01	0.005	<0.01	<0.1	<0.1	<1	<0.1	<0.1	<0.1	<0.1	<1	<1	<0.1	<0.1
BLK	Blank	<0.001	<0.1	<1	<0.01	<1	<0.001	<0.01	<0.001	<0.01	<0.1	<0.1	<1	<0.1	<0.1	<0.1	<0.1	<1	<1	0.4	<0.1
BLK	Blank	<0.001	<0.1	<1	<0.01	<1	<0.001	<0.01	<0.001	<0.01	<0.1	<0.1	<1	<0.1	<0.1	<0.1	<0.1	<1	<1	<0.1	<0.1

This report supersedes all previous preliminary and final reports with this file number dated prior to the date on this certificate. Signature indicates final approval; preliminary reports are unsigned and should be used for reference only.

BUREAU VERITAS
MINERAL LABORATORIES
Canada

www.bureauveritas.com/um

Bureau Veritas Commodities Canada Ltd.
9050 Shaughnessy St Vancouver British Columbia V6P 6E5 Canada
PHONE (604) 253-3158

Client: **Goldstrike Resources Ltd.**
1010 - 1130 West Pender St.
Vancouver British Columbia V6E 4A4 Canada

Project: LUC
Report Date: October 18, 2018

QUALITY CONTROL REPORT WHI18000461.1

		MA200 Rb ppm 0.1	MA200 Hf ppm 0.1	MA200 In ppm 0.05	MA200 Re ppm 0.005	MA200 Se ppm 1	MA200 Te ppm 0.5	MA200 Tl ppm 0.5	AQ200 Hg ppm 0.01	FA550 Au gm/t 0.9
STD OXH139	Standard									
STD OXH139	Standard									
STD OXH139	Standard									
STD OXH139	Standard									
STD OXH139	Standard									
STD OXQ114	Standard									35.3
STD SP49	Standard									18.3
STD DS11 Expected									0.26	
STD OREAS25A-4A Expected		61	4.28	0.09		2.5		0.35		
STD OREAS45E Expected		21.2	3.11	0.099		2.97	0.1	0.15		
STD AGPROOF Expected										0
STD SP49 Expected										18.34
STD OXQ114 Expected										35.2
STD OXC145 Expected										
STD OXH139 Expected										
BLK	Blank								<0.01	
BLK	Blank								<0.01	
BLK	Blank								<0.01	
BLK	Blank								<0.01	
BLK	Blank									
BLK	Blank									
BLK	Blank									
BLK	Blank									
BLK	Blank									
BLK	Blank									
BLK	Blank	0.2	<0.1	<0.05	<0.005	<1	<0.5	<0.5		
BLK	Blank	<0.1	<0.1	<0.05	<0.005	1	<0.5	<0.5		
BLK	Blank	<0.1	<0.1	<0.05	<0.005	<1	<0.5	<0.5		

This report supersedes all previous preliminary and final reports with this file number dated prior to the date on this certificate. Signature indicates final approval; preliminary reports are unsigned and should be used for reference only.

BUREAU VERITAS
MINERAL LABORATORIES
Canada

www.bureauveritas.com/um

Bureau Veritas Commodities Canada Ltd.

9050 Shaughnessy St Vancouver British Columbia V6P 6E5 Canada
PHONE (604) 253-3158

Client: **Goldstrike Resources Ltd.**
1010 - 1130 West Pender St.
Vancouver British Columbia V6E 4A4 Canada

Project: LUC
Report Date: October 18, 2018

QUALITY CONTROL REPORT WHI18000461.1

		WGHT	FA350	MA200	MA200	MA200	MA200	MA200	MA200	MA200	MA200	MA200	MA200	MA200	MA200	MA200	MA200	MA200	MA200	MA200	MA200
		Wgt	Au	Mo	Cu	Pb	Zn	Ag	Ni	Co	Mn	Fe	As	U	Th	Sr	Cd	Sb	Bi	V	Ca
		kg	ppb	ppm	ppm	ppm	ppm	ppm	ppm	ppm	ppm	%	ppm	ppm	ppm	ppm	ppm	ppm	ppm	ppm	%
		0.01	2	0.1	0.1	0.1	1	0.1	0.1	0.2	1	0.01	1	0.1	0.1	1	0.1	0.1	0.1	1	0.01
BLK	Blank		<2																		
BLK	Blank		<2																		
BLK	Blank			<0.1	<0.1	<0.1	<1	<0.1	<0.1	<0.2	1	<0.01	<1	<0.1	<0.1	<1	<0.1	<0.1	<0.1	<1	<0.01
BLK	Blank																				
BLK	Blank		<2																		
BLK	Blank		<2																		
Prep Wash																					
ROCK-WHI	Prep Blank		<2	1.0	4.7	2.9	46	<0.1	0.9	3.9	661	2.00	3	1.3	2.8	206	<0.1	0.1	0.1	34	1.62
ROCK-WHI	Prep Blank		<2	1.1	4.9	2.8	42	<0.1	1.3	3.9	713	2.20	4	1.2	2.9	204	<0.1	0.1	<0.1	37	1.53

This report supersedes all previous preliminary and final reports with this file number dated prior to the date on this certificate. Signature indicates final approval; preliminary reports are unsigned and should be used for reference only.

BUREAU VERITAS
MINERAL LABORATORIES
Canada

www.bureauveritas.com/um

Bureau Veritas Commodities Canada Ltd.
9050 Shaughnessy St Vancouver British Columbia V6P 6E5 Canada
PHONE (604) 253-3158

Client: **Goldstrike Resources Ltd.**
1010 - 1130 West Pender St.
Vancouver British Columbia V6E 4A4 Canada

Project: LUC
Report Date: October 18, 2018

QUALITY CONTROL REPORT WHI18000461.1

		MA200 P % 0.001	MA200 La ppm 0.1	MA200 Cr ppm 1	MA200 Mg % 0.01	MA200 Ba ppm 1	MA200 Ti % 0.001	MA200 Al % 0.01	MA200 Na % 0.001	MA200 K % 0.01	MA200 W ppm 0.1	MA200 Zr ppm 0.1	MA200 Ce ppm 1	MA200 Sn ppm 0.1	MA200 Y ppm 0.1	MA200 Nb ppm 0.1	MA200 Ta ppm 0.1	MA200 Be ppm 1	MA200 Sc ppm 1	MA200 Li ppm 0.1	MA200 S % 0.1
BLK	Blank																				
BLK	Blank																				
BLK	Blank	<0.001	<0.1	1	<0.01	<1	<0.001	<0.01	0.005	<0.01	<0.1	<0.1	<1	<0.1	<0.1	<0.1	<0.1	<1	<1	<0.1	<0.1
BLK	Blank																				
BLK	Blank																				
BLK	Blank																				
Prep Wash																					
ROCK-WHI	Prep Blank	0.035	12.2	2	0.47	731	0.200	6.66	3.474	1.61	0.3	52.4	24	0.9	16.4	5.5	0.4	1	6	2.4	<0.1
ROCK-WHI	Prep Blank	0.039	13.7	4	0.51	761	0.212	6.85	3.622	1.64	0.3	51.8	26	0.8	18.1	5.4	0.4	<1	7	3.1	<0.1

This report supersedes all previous preliminary and final reports with this file number dated prior to the date on this certificate. Signature indicates final approval; preliminary reports are unsigned and should be used for reference only.

BUREAU VERITAS
MINERAL LABORATORIES
Canada

www.bureauveritas.com/um

Bureau Veritas Commodities Canada Ltd.

9050 Shaughnessy St Vancouver British Columbia V6P 6E5 Canada
PHONE (604) 253-3158

Client: **Goldstrike Resources Ltd.**
1010 - 1130 West Pender St.
Vancouver British Columbia V6E 4A4 Canada

Project: LUC
Report Date: October 18, 2018

QUALITY CONTROL REPORT WHI18000461.1

		MA200 Rb ppm 0.1	MA200 Hf ppm 0.1	MA200 In ppm 0.05	MA200 Re ppm 0.005	MA200 Se ppm 1	MA200 Te ppm 0.5	MA200 Tl ppm 0.5	AQ200 Hg ppm 0.01	FA550 Au gm/t 0.9
BLK	Blank									
BLK	Blank									
BLK	Blank	<0.1	<0.1	<0.05	<0.005	<1	<0.5	<0.5		
BLK	Blank									<0.9
BLK	Blank									
BLK	Blank									
Prep Wash										
ROCK-WHI	Prep Blank	33.5	1.7	0.09	<0.005	<1	<0.5	<0.5	<0.01	
ROCK-WHI	Prep Blank	31.5	1.7	<0.05	<0.005	<1	<0.5	<0.5	<0.01	

This report supersedes all previous preliminary and final reports with this file number dated prior to the date on this certificate. Signature indicates final approval; preliminary reports are unsigned and should be used for reference only.

DDLS-18-09 Assay Certificate WHI18000523.1

BUREAU VERITAS
MINERAL LABORATORIES
Canada

www.bureauveritas.com/um

Bureau Veritas Commodities Canada Ltd.
9050 Shaughnessy St Vancouver British Columbia V6P 6E5 Canada
PHONE (604) 253-3158

Client: **Goldstrike Resources Ltd.**
1010 - 1130 West Pender St.
Vancouver British Columbia V6E 4A4 Canada

Submitted By:	Dan Ferraro
Receiving Lab:	Canada-Whitehorse
Received:	August 01, 2018
Report Date:	October 18, 2018
Page:	1 of 6

CERTIFICATE OF ANALYSIS WHI18000523.1

CLIENT JOB INFORMATION

Project:	LUC
Shipment ID:	DDLS-18-09
P.O. Number	
Number of Samples:	130

SAMPLE DISPOSAL

STOR-PLP	Store After 90 days Invoice for Storage
STOR-RJT	Store After 60 days Invoice for Storage

Bureau Veritas does not accept responsibility for samples left at the laboratory after 90 days without prior written instructions for sample storage or return.

SAMPLE PREPARATION AND ANALYTICAL PROCEDURES

Procedure Code	Number of Samples	Code Description	Test Wgt (g)	Report Status	Lab
PRP70-250	120	Crush, split and pulverize 250 g rock to 200 mesh			WHI
SLBHP	10	Sort, label and box pulps			WHI
FA350-Au	130	50g Fire assay fusion Au by ICP-ES	50	Completed	VAN
EN002	130	Environmental disposal charge-Fire assay lead waste			VAN
MA200	130	4 Acid digestion ICP-MS analysis	0.25	Completed	VAN
AQ200-HG	130	Hg by AR digestion ICP-MS analysis	0.5	Completed	VAN
SHP01	130	Per sample shipping charges for branch shipments			VAN

ADDITIONAL COMMENTS

Invoice To: Luckystrike Resources Ltd.
1010 – 1130 West Pender Street
Vancouver British Columbia V6E 4A4
Canada

CC: Daithi Mac Gerailt

BRITISH COLUMBIA CERTIFIED ASSAYER
Marcus Lau
MARCUS LAU
Production Manager

This report supersedes all previous preliminary and final reports with this file number dated prior to the date on this certificate. Signature indicates final approval; preliminary reports are unsigned and should be used for reference only.
All results are considered the confidential property of the client. Bureau Veritas assumes the liabilities for actual cost of analysis only. Results apply to samples as submitted.
"*" asterisk indicates that an analytical result could not be provided due to unusually high levels of interference from other elements.

BUREAU VERITAS
MINERAL LABORATORIES
Canada

www.bureauveritas.com/um

Bureau Veritas Commodities Canada Ltd.

9050 Shaughnessy St Vancouver British Columbia V6P 6E5 Canada
PHONE (604) 253-3158

Client: **Goldstrike Resources Ltd.**
1010 - 1130 West Pender St.
Vancouver British Columbia V6E 4A4 Canada

Project: LUC
Report Date: October 18, 2018

CERTIFICATE OF ANALYSIS WHI18000523.1

	Method	WGHT	FA350	MA200	MA200	MA200	MA200	MA200	MA200	MA200	MA200	MA200	MA200	MA200	MA200	MA200	MA200	MA200	MA200	MA200	MA200
	Analyte	Wgt	Au	Mo	Cu	Pb	Zn	Ag	Ni	Co	Mn	Fe	As	U	Th	Sr	Cd	Sb	Bi	V	Ca
	Unit	kg	ppb	ppm	ppm	ppm	ppm	ppm	ppm	ppm	ppm	%	ppm	ppm	ppm	ppm	ppm	ppm	ppm	ppm	%
	MDL	0.01	2	0.1	0.1	0.1	1	0.1	0.1	0.2	1	0.01	1	0.1	0.1	1	0.1	0.1	0.1	1	0.01
1472958	Drill Core	3.79	23	2.2	41.2	13.9	72	0.1	22.8	29.8	1257	6.33	6	1.0	2.5	167	<0.1	0.9	<0.1	245	6.57
1472959	Drill Core	4.65	<2	2.3	40.4	12.9	56	<0.1	18.8	24.5	1332	5.61	4	1.1	2.4	238	0.1	0.5	0.1	181	6.49
1472960	Drill Core	4.10	2	1.6	43.5	7.7	63	<0.1	23.6	27.4	1337	7.34	5	1.0	0.9	314	0.1	1.0	<0.1	269	5.90
1472961	Drill Core	0.56	<2	9.7	29.1	7.4	54	0.5	23.2	26.1	1110	6.51	11	1.1	1.2	222	<0.1	1.5	<0.1	306	4.52
1472962	Drill Core	2.93	4	1.3	25.3	7.7	71	0.1	21.7	27.0	1515	6.81	6	0.9	1.6	258	0.1	0.8	<0.1	244	5.87
1472963	Drill Core	6.76	3	1.2	34.6	17.9	74	0.1	22.7	30.3	1396	6.13	5	0.7	1.2	179	0.1	0.8	<0.1	225	5.75
1472964	Drill Core	6.96	5	0.3	7.5	4.5	43	<0.1	13.1	21.1	980	4.61	3	1.0	3.8	174	0.1	0.3	<0.1	117	4.94
1472965	Drill Core	5.54	15	0.5	7.4	4.9	40	<0.1	12.7	16.2	925	4.13	3	0.9	4.4	195	<0.1	0.3	<0.1	130	4.06
1472966	Drill Core	5.90	7	0.4	6.3	4.3	41	<0.1	14.4	19.5	747	4.55	3	1.0	4.6	169	<0.1	0.3	<0.1	141	3.07
1472967	Drill Core	8.48	15	0.3	3.3	4.0	44	<0.1	13.5	16.5	733	4.27	2	0.6	3.2	166	<0.1	0.2	<0.1	126	3.63
1472968	Drill Core	6.27	9	0.2	3.6	4.4	47	<0.1	16.0	16.9	944	4.36	4	0.6	3.0	171	0.2	0.3	<0.1	136	4.02
1472969	Drill Core	4.18	111	0.6	7.3	5.2	51	0.2	13.5	20.2	1461	4.76	4	0.8	2.2	181	0.2	0.5	<0.1	125	7.32
1472970	Drill Core	4.93	3	1.0	14.3	4.8	46	<0.1	21.7	21.7	814	5.06	5	0.8	2.9	219	<0.1	0.2	<0.1	173	4.09
1472971	Drill Core	6.48	<2	1.9	4.7	4.3	40	<0.1	16.5	15.3	975	3.55	4	0.9	3.6	328	0.2	0.2	<0.1	101	7.11
1472972	Drill Core	3.88	153	1.6	9.3	6.9	49	0.3	22.8	15.7	875	4.09	5	1.0	2.7	207	<0.1	0.2	<0.1	166	3.56
1472973	Drill Core	2.81	12	1.7	7.2	4.6	31	0.1	21.0	13.2	663	3.12	4	1.4	6.9	212	<0.1	0.2	<0.1	88	2.42
1472974	Drill Core	6.11	3	1.7	17.7	4.8	51	<0.1	31.9	25.7	1275	5.88	7	0.9	1.2	316	0.1	0.4	0.1	271	6.57
1472975	Rock Pulp	0.05	3	3.4	23.8	4.5	44	0.9	22.7	11.1	502	2.57	5	0.8	2.0	246	0.4	0.8	<0.1	83	1.82
1472976	Rock Pulp	0.06	940	14.7	9632.8	20.3	125	3.6	617.1	19.5	921	8.19	5	0.3	1.7	140	0.3	15.8	0.7	97	2.13
1472977	Drill Core	7.46	400	1.4	22.1	4.8	57	0.4	4.7	6.7	510	3.11	8	0.6	3.7	127	<0.1	1.5	0.1	46	1.48
1472978	Drill Core	4.14	3	1.7	93.6	7.0	101	<0.1	23.1	21.2	969	5.56	7	1.2	4.6	136	0.1	0.5	<0.1	174	3.43
1472979	Drill Core	4.07	<2	1.0	58.3	7.4	95	<0.1	18.0	19.5	994	5.09	8	0.9	2.9	210	0.3	0.6	<0.1	119	3.25
1472980	Drill Core	4.68	22	1.7	60.6	10.7	119	<0.1	33.1	30.3	1132	6.31	7	1.3	4.3	183	0.2	0.7	0.1	240	5.30
1472981	Drill Core	4.73	5	2.3	17.2	7.9	117	<0.1	25.9	26.8	1166	6.14	9	1.3	3.2	291	0.3	1.4	<0.1	239	6.43
1472982	Drill Core	4.79	18	2.8	22.0	6.0	73	<0.1	11.6	17.6	997	4.23	16	0.9	3.3	132	0.3	1.5	0.2	107	4.18
1472983	Drill Core	5.20	108	3.0	56.1	6.3	51	0.1	12.4	17.3	625	3.24	32	1.1	4.1	170	0.1	1.4	0.2	33	2.43
1472984	Drill Core	4.79	12	5.0	16.3	4.5	49	0.1	6.1	10.0	616	3.01	32	0.5	3.7	150	0.2	1.1	<0.1	31	2.55
1472985	Drill Core	4.41	12	4.0	23.0	5.0	54	<0.1	4.2	7.6	543	3.09	16	0.5	4.0	149	0.1	1.0	<0.1	28	1.31
1472986	Drill Core	4.62	25	7.9	36.3	6.7	58	1.4	8.6	8.6	561	3.59	10	0.6	3.8	153	0.2	2.4	0.2	63	2.14
1472987	Drill Core	4.03	5	4.6	23.2	14.3	105	<0.1	18.5	16.1	993	4.17	17	0.8	2.9	278	0.3	15.2	<0.1	120	4.89

This report supersedes all previous preliminary and final reports with this file number dated prior to the date on this certificate. Signature indicates final approval; preliminary reports are unsigned and should be used for reference only.

BUREAU VERITAS
MINERAL LABORATORIES
Canada

www.bureauveritas.com/um

Bureau Veritas Commodities Canada Ltd.

9050 Shaughnessy St Vancouver British Columbia V6P 6E5 Canada
PHONE (604) 253-3158

Client: **Goldstrike Resources Ltd.**
1010 - 1130 West Pender St.
Vancouver British Columbia V6E 4A4 Canada

Project: LUC
Report Date: October 18, 2018

CERTIFICATE OF ANALYSIS WHI18000523.1

	Method	MA200	MA200	MA200	MA200	MA200	MA200	MA200	MA200	MA200	MA200	MA200	MA200	MA200	MA200	MA200	MA200	MA200	MA200	MA200	MA200
	Analyte	P	La	Cr	Mg	Ba	Ti	Al	Na	K	W	Zr	Ce	Sn	Y	Nb	Ta	Be	Sc	Li	S
	Unit	%	ppm	ppm	%	ppm	%	%	%	%	ppm	ppm	ppm	ppm	ppm	ppm	ppm	ppm	ppm	ppm	%
	MDL	0.001	0.1	1	0.01	1	0.001	0.01	0.001	0.01	0.1	0.1	1	0.1	0.1	0.1	0.1	1	1	0.1	0.1
1472958	Drill Core	0.068	11.2	45	0.87	453	0.552	7.41	1.831	1.08	1.7	8.4	24	1.3	18.7	3.3	0.2	<1	28	14.4	<0.1
1472959	Drill Core	0.062	12.5	45	1.02	534	0.493	7.45	2.632	1.15	0.6	6.4	25	1.3	19.2	2.5	0.2	<1	23	10.6	<0.1
1472960	Drill Core	0.071	7.3	46	1.24	759	0.725	6.68	2.925	0.93	4.8	9.9	18	1.3	25.0	3.7	0.1	1	30	9.1	<0.1
1472961	Drill Core	0.094	8.3	74	1.00	557	0.899	7.60	2.549	1.35	4.4	7.5	19	2.0	23.2	3.3	0.2	<1	29	11.0	<0.1
1472962	Drill Core	0.075	11.1	47	1.33	3178	0.609	6.87	2.008	1.35	1.7	5.7	24	1.2	25.0	2.6	0.2	<1	30	9.5	<0.1
1472963	Drill Core	0.048	8.9	42	1.54	1276	0.626	6.27	1.552	1.13	0.8	5.7	18	0.9	20.1	2.8	0.1	<1	27	11.0	<0.1
1472964	Drill Core	0.064	14.4	36	1.87	363	0.429	7.27	1.651	1.32	1.5	6.6	28	1.2	17.3	4.3	0.4	<1	19	12.8	<0.1
1472965	Drill Core	0.044	13.7	47	1.49	392	0.387	7.04	2.689	1.86	3.3	8.2	29	1.2	15.5	5.0	0.4	<1	19	10.8	<0.1
1472966	Drill Core	0.047	11.5	54	1.64	494	0.414	7.41	2.204	1.97	1.9	8.0	25	1.6	14.2	6.0	0.4	1	21	12.1	<0.1
1472967	Drill Core	0.072	8.5	48	1.68	466	0.426	7.56	2.371	1.99	1.7	5.3	18	1.1	11.5	4.9	0.4	<1	19	11.7	<0.1
1472968	Drill Core	0.075	11.1	57	1.71	477	0.364	7.34	2.892	1.85	3.3	6.8	23	0.7	12.1	4.4	0.3	<1	19	12.0	<0.1
1472969	Drill Core	0.059	12.4	32	2.06	1275	0.337	6.34	1.453	1.60	3.4	5.2	23	0.6	16.3	3.3	0.2	<1	20	11.3	<0.1
1472970	Drill Core	0.085	10.2	71	1.52	313	0.484	7.85	2.571	1.29	0.2	7.4	23	0.9	14.3	3.9	0.3	<1	23	13.1	<0.1
1472971	Drill Core	0.042	13.3	33	1.74	240	0.296	5.81	0.973	1.04	0.2	5.8	24	0.9	15.6	5.8	0.4	<1	14	17.0	<0.1
1472972	Drill Core	0.037	15.6	49	1.32	343	0.413	5.60	2.083	0.90	1.2	7.4	27	1.3	20.9	2.5	0.2	<1	19	8.0	<0.1
1472973	Drill Core	0.033	18.3	61	1.07	604	0.330	6.68	2.536	1.21	1.5	11.2	35	2.2	20.6	8.1	0.6	<1	14	10.2	<0.1
1472974	Drill Core	0.055	9.7	78	1.96	552	0.745	6.86	1.449	1.24	0.6	7.7	20	2.2	30.0	2.8	0.2	1	32	12.0	<0.1
1472975	Rock Pulp	0.055	8.4	32	0.81	504	0.290	5.08	2.090	0.90	25.8	36.7	17	0.7	13.2	3.4	0.2	1	11	11.1	<0.1
1472976	Rock Pulp	0.055	3.8	723	1.07	107	0.137	4.84	0.209	2.89	2.8	12.6	8	1.8	5.5	4.6	0.2	1	8	8.6	1.3
1472977	Drill Core	0.039	11.7	10	0.47	377	0.220	6.83	1.043	0.90	1.5	8.1	23	1.3	12.1	4.8	0.3	<1	13	27.8	<0.1
1472978	Drill Core	0.079	14.6	66	0.81	643	0.510	7.36	1.524	1.39	0.2	9.4	31	1.2	18.5	6.9	0.5	1	27	18.1	<0.1
1472979	Drill Core	0.043	10.4	42	1.00	476	0.329	6.97	2.393	0.96	0.2	6.9	22	1.2	17.4	4.2	0.3	1	22	16.0	<0.1
1472980	Drill Core	0.084	21.4	121	2.06	249	0.490	6.89	1.820	1.56	0.5	8.2	40	1.5	18.8	5.3	0.4	1	32	10.9	<0.1
1472981	Drill Core	0.080	16.5	71	1.63	286	0.483	7.19	1.649	1.87	1.4	8.9	32	1.6	18.7	4.1	0.3	1	33	11.7	<0.1
1472982	Drill Core	0.037	11.5	20	1.13	349	0.245	6.26	0.827	1.17	1.2	10.0	23	2.4	16.4	3.8	0.2	<1	18	27.1	<0.1
1472983	Drill Core	0.031	14.1	8	0.55	302	0.190	6.59	0.573	0.70	1.2	13.5	28	2.1	16.0	5.4	0.4	1	14	41.9	<0.1
1472984	Drill Core	0.029	12.7	4	0.46	313	0.164	5.96	0.358	0.64	1.1	10.0	25	0.9	13.6	4.6	0.3	<1	12	42.2	<0.1
1472985	Drill Core	0.033	12.0	4	0.38	316	0.181	6.27	0.553	0.78	2.0	10.8	24	1.6	13.9	5.0	0.3	<1	13	40.5	<0.1
1472986	Drill Core	0.045	12.2	23	0.50	266	0.211	6.33	1.411	0.95	7.7	9.5	25	1.8	13.3	4.5	0.3	<1	15	25.2	<0.1
1472987	Drill Core	0.055	12.4	77	1.22	397	0.322	6.92	1.681	1.03	1.2	6.0	23	2.0	15.2	4.4	0.3	<1	21	23.3	<0.1

This report supersedes all previous preliminary and final reports with this file number dated prior to the date on this certificate. Signature indicates final approval; preliminary reports are unsigned and should be used for reference only.

BUREAU VERITAS
MINERAL LABORATORIES
Canada

www.bureauveritas.com/um

Bureau Veritas Commodities Canada Ltd.

9050 Shaughnessy St Vancouver British Columbia V6P 6E5 Canada
PHONE (604) 253-3158

Client: **Goldstrike Resources Ltd.**
1010 - 1130 West Pender St.
Vancouver British Columbia V6E 4A4 Canada

Project: LUC
Report Date: October 18, 2018

CERTIFICATE OF ANALYSIS WHI18000523.1

	Method	MA200	MA200	MA200	MA200	MA200	MA200	MA200	AQ200
	Analyte	Rb	Hf	In	Re	Se	Te	Tl	Hg
	Unit	ppm	ppm	ppm	ppm	ppm	ppm	ppm	ppm
	MDL	0.1	0.1	0.05	0.005	1	0.5	0.5	0.01
1472958	Drill Core	42.7	0.4	0.05	<0.005	<1	1.5	<0.5	<0.01
1472959	Drill Core	44.5	0.4	<0.05	<0.005	<1	0.8	<0.5	<0.01
1472960	Drill Core	32.4	0.5	0.06	<0.005	1	<0.5	<0.5	<0.01
1472961	Drill Core	45.5	0.5	0.06	<0.005	<1	<0.5	<0.5	<0.01
1472962	Drill Core	45.4	0.3	0.06	<0.005	<1	0.8	<0.5	<0.01
1472963	Drill Core	47.7	0.4	0.06	<0.005	<1	0.7	<0.5	0.01
1472964	Drill Core	49.6	0.3	<0.05	<0.005	<1	0.8	<0.5	0.02
1472965	Drill Core	48.6	0.3	0.06	<0.005	<1	0.8	<0.5	0.04
1472966	Drill Core	55.5	0.3	<0.05	<0.005	<1	0.6	<0.5	0.03
1472967	Drill Core	49.2	0.3	<0.05	<0.005	<1	<0.5	<0.5	0.02
1472968	Drill Core	50.6	0.3	<0.05	<0.005	<1	0.9	<0.5	0.02
1472969	Drill Core	39.6	0.3	<0.05	<0.005	<1	0.8	<0.5	<0.01
1472970	Drill Core	43.0	0.4	0.07	<0.005	<1	0.6	<0.5	<0.01
1472971	Drill Core	38.4	0.3	<0.05	<0.005	<1	2.4	<0.5	<0.01
1472972	Drill Core	39.5	0.4	0.05	<0.005	<1	0.5	<0.5	0.01
1472973	Drill Core	37.8	0.5	<0.05	<0.005	<1	<0.5	<0.5	0.01
1472974	Drill Core	49.3	0.5	0.11	<0.005	<1	1.0	<0.5	<0.01
1472975	Rock Pulp	23.2	1.1	<0.05	<0.005	<1	<0.5	<0.5	<0.01
1472976	Rock Pulp	63.0	0.4	0.15	0.012	9	0.5	<0.5	1.32
1472977	Drill Core	27.6	0.3	0.06	<0.005	<1	<0.5	<0.5	0.03
1472978	Drill Core	39.9	0.5	0.07	<0.005	<1	<0.5	<0.5	<0.01
1472979	Drill Core	29.8	0.3	<0.05	<0.005	<1	<0.5	<0.5	<0.01
1472980	Drill Core	57.9	0.6	<0.05	<0.005	<1	0.7	<0.5	<0.01
1472981	Drill Core	64.7	0.5	0.08	<0.005	<1	0.9	<0.5	<0.01
1472982	Drill Core	39.7	0.3	<0.05	<0.005	<1	0.6	<0.5	0.03
1472983	Drill Core	19.1	0.4	0.07	<0.005	<1	<0.5	<0.5	0.05
1472984	Drill Core	18.0	0.3	0.07	<0.005	<1	<0.5	<0.5	0.03
1472985	Drill Core	22.1	0.4	<0.05	<0.005	<1	<0.5	<0.5	0.01
1472986	Drill Core	26.6	0.3	<0.05	<0.005	<1	<0.5	<0.5	0.02
1472987	Drill Core	37.6	0.3	<0.05	<0.005	<1	0.6	<0.5	0.02

This report supersedes all previous preliminary and final reports with this file number dated prior to the date on this certificate. Signature indicates final approval; preliminary reports are unsigned and should be used for reference only.

BUREAU VERITAS
MINERAL LABORATORIES
Canada

www.bureauveritas.com/um

Bureau Veritas Commodities Canada Ltd.

9050 Shaughnessy St Vancouver British Columbia V6P 6E5 Canada
PHONE (604) 253-3158

Client: **Goldstrike Resources Ltd.**
1010 - 1130 West Pender St.
Vancouver British Columbia V6E 4A4 Canada

Project: LUC
Report Date: October 18, 2018

CERTIFICATE OF ANALYSIS WHI18000523.1

	Method	WGHT	FA350	MA200	MA200	MA200	MA200	MA200	MA200	MA200	MA200	MA200	MA200	MA200	MA200	MA200	MA200	MA200	MA200	MA200	MA200
	Analyte	Wgt	Au	Mo	Cu	Pb	Zn	Ag	Ni	Co	Mn	Fe	As	U	Th	Sr	Cd	Sb	Bi	V	Ca
	Unit	kg	ppb	ppm	ppm	ppm	ppm	ppm	ppm	ppm	ppm	%	ppm	ppm	ppm	ppm	ppm	ppm	ppm	ppm	%
	MDL	0.01	2	0.1	0.1	0.1	1	0.1	0.1	0.2	1	0.01	1	0.1	0.1	1	0.1	0.1	0.1	1	0.01
1472988	Drill Core	2.71	6	2.4	31.8	8.5	75	<0.1	32.9	16.5	733	3.33	11	0.6	2.5	285	0.2	4.4	<0.1	75	4.63
1472989	Drill Core	2.07	6	4.7	23.0	10.6	114	<0.1	75.2	27.1	1288	5.28	11	1.4	3.4	137	0.3	2.6	<0.1	193	5.46
1472990	Drill Core	4.70	69	2.1	8.6	11.7	68	0.2	27.8	16.6	1009	3.98	12	0.9	3.6	207	0.3	3.8	<0.1	103	6.15
1472991	Drill Core	4.83	<2	2.1	10.1	7.8	65	<0.1	20.3	16.7	784	4.37	12	1.0	4.3	240	<0.1	3.8	<0.1	108	3.18
1472992	Drill Core	3.39	4	2.4	35.0	5.7	71	<0.1	10.8	30.6	1302	5.27	8	1.2	3.4	402	0.1	1.1	<0.1	149	5.68
1472993	Drill Core	4.47	<2	1.8	10.7	5.4	76	<0.1	16.8	22.6	984	4.60	6	1.2	3.5	151	<0.1	0.5	<0.1	128	7.07
1472994	Drill Core	4.92	2	3.4	11.0	5.9	70	<0.1	18.5	21.4	985	5.04	8	0.6	2.5	144	<0.1	0.5	<0.1	123	4.47
1472995	Drill Core	4.10	<2	3.1	24.1	5.3	77	<0.1	17.5	21.1	1033	5.15	6	0.6	2.1	209	0.2	0.4	<0.1	183	4.77
1472996	Drill Core	4.84	<2	1.9	49.5	5.4	88	<0.1	23.4	30.1	1047	5.57	5	0.6	2.9	247	<0.1	0.3	<0.1	221	4.24
1472997	Drill Core	4.47	<2	1.1	22.6	5.1	77	<0.1	23.3	22.3	1003	5.01	5	1.0	3.8	296	0.2	0.1	<0.1	176	5.35
1472998	Drill Core	5.01	<2	1.5	10.5	5.3	84	<0.1	25.5	25.0	1107	5.43	5	1.0	3.5	262	0.2	0.2	<0.1	186	4.48
1472999	Drill Core	5.85	<2	1.2	34.1	4.7	75	<0.1	13.6	19.9	875	4.86	7	0.8	3.4	272	0.1	0.2	<0.1	114	4.72
1473000	Rock Pulp	0.06	2	3.6	25.9	4.4	45	0.3	23.8	12.3	538	2.63	6	0.8	2.0	252	0.2	0.7	<0.1	85	1.85
1473001	Rock Pulp	0.06	6090	1.5	15.5	20.9	69	0.3	12.9	1.6	864	0.54	4270	2.7	2.0	199	0.5	36.4	0.4	22	26.75
1473002	Drill Core	4.92	<2	0.9	16.3	5.0	83	<0.1	17.3	23.3	1029	5.08	5	1.3	4.3	282	0.1	0.2	<0.1	115	5.30
1473003	Drill Core	4.78	<2	1.4	27.4	4.3	71	<0.1	17.0	23.8	1045	5.20	8	1.3	3.9	255	0.1	0.2	<0.1	123	6.03
1473004	Drill Core	4.54	<2	1.9	14.3	4.4	74	<0.1	17.3	26.2	968	5.19	6	1.2	3.8	267	0.1	0.2	<0.1	125	5.24
1473005	Drill Core	3.95	<2	1.5	27.0	5.8	65	<0.1	15.6	21.5	837	4.54	8	1.0	3.2	269	0.2	0.2	<0.1	105	5.14
1473006	Drill Core	4.20	<2	2.4	12.2	6.1	55	<0.1	17.9	17.3	712	3.99	6	1.0	4.7	224	<0.1	0.2	<0.1	92	3.51
1473007	Drill Core	4.59	<2	2.7	17.2	6.7	68	<0.1	20.7	19.0	834	4.44	5	1.2	5.5	203	0.1	0.2	<0.1	119	3.76
1473008	Drill Core	4.47	<2	3.7	43.6	5.9	75	<0.1	21.8	17.9	793	4.54	6	1.2	5.8	179	<0.1	0.2	<0.1	106	3.70
1473009	Drill Core	5.35	<2	3.0	14.4	6.8	80	<0.1	31.2	22.1	1123	4.99	6	1.5	4.0	213	<0.1	0.3	<0.1	134	4.91
1473010	Drill Core	5.04	<2	2.1	11.1	6.5	63	<0.1	25.8	19.3	702	4.33	6	1.0	3.4	243	<0.1	0.3	<0.1	127	3.56
1473011	Drill Core	2.51	2	2.6	22.1	5.5	72	<0.1	28.2	20.6	887	4.62	6	1.3	3.9	210	<0.1	0.3	<0.1	122	4.95
1473012	Drill Core	2.90	<2	1.8	36.5	5.8	48	<0.1	9.1	12.4	635	3.97	6	1.2	5.2	172	<0.1	0.2	<0.1	27	1.68
1473013	Drill Core	4.57	<2	1.8	32.9	6.7	90	<0.1	20.3	18.2	1039	5.02	5	0.9	3.4	181	<0.1	0.3	<0.1	113	4.07
1473014	Drill Core	3.86	<2	3.6	43.4	6.8	94	<0.1	18.5	21.4	1276	5.29	5	1.3	3.2	257	<0.1	0.4	<0.1	145	6.01
1473015	Drill Core	6.31	<2	1.0	47.4	3.1	45	<0.1	4.6	9.3	653	3.44	4	0.9	5.0	133	<0.1	0.1	<0.1	21	1.84
1473016	Drill Core	4.31	<2	1.4	38.4	6.3	47	<0.1	4.2	7.3	610	3.31	5	0.7	4.8	134	<0.1	0.5	<0.1	13	2.27
1473017	Drill Core	3.70	<2	1.5	54.9	12.2	46	0.1	5.8	8.3	493	3.38	3	0.7	4.5	148	<0.1	0.1	0.1	14	1.38

This report supersedes all previous preliminary and final reports with this file number dated prior to the date on this certificate. Signature indicates final approval; preliminary reports are unsigned and should be used for reference only.

BUREAU VERITAS
MINERAL LABORATORIES
Canada

www.bureauveritas.com/um

Bureau Veritas Commodities Canada Ltd.

9050 Shaughnessy St Vancouver British Columbia V6P 6E5 Canada
PHONE (604) 253-3158

Client: **Goldstrike Resources Ltd.**
1010 - 1130 West Pender St.
Vancouver British Columbia V6E 4A4 Canada

Project: LUC
Report Date: October 18, 2018

CERTIFICATE OF ANALYSIS WHI18000523.1

	Method	MA200	MA200	MA200	MA200	MA200	MA200	MA200	MA200	MA200	MA200	MA200	MA200	MA200	MA200	MA200	MA200	MA200	MA200	MA200	MA200
	Analyte	P	La	Cr	Mg	Ba	Ti	Al	Na	K	W	Zr	Ce	Sn	Y	Nb	Ta	Be	Sc	Li	S
	Unit	%	ppm	ppm	%	ppm	%	%	%	%	ppm	ppm	ppm	ppm	ppm	ppm	ppm	ppm	ppm	ppm	%
	MDL	0.001	0.1	1	0.01	1	0.001	0.01	0.001	0.01	0.1	0.1	1	0.1	0.1	0.1	0.1	1	1	0.1	0.1
1472988	Drill Core	0.037	9.9	97	1.08	1737	0.215	6.37	2.200	0.97	1.5	4.0	18	1.7	12.1	3.7	0.2	<1	16	16.5	<0.1
1472989	Drill Core	0.125	13.4	497	2.18	322	0.379	6.02	1.139	1.94	0.6	7.0	28	3.1	16.3	4.0	0.2	<1	37	11.8	<0.1
1472990	Drill Core	0.048	13.8	79	2.20	686	0.286	6.08	1.761	1.28	2.5	5.2	26	2.1	18.1	4.7	0.3	<1	20	15.8	<0.1
1472991	Drill Core	0.045	13.8	57	1.17	917	0.361	7.06	2.031	1.55	0.6	5.0	31	2.2	22.3	7.1	0.5	1	18	24.6	<0.1
1472992	Drill Core	0.037	13.3	22	1.44	1665	0.399	6.68	1.456	1.57	0.6	6.7	25	2.6	23.2	4.8	0.3	<1	24	14.8	<0.1
1472993	Drill Core	0.066	12.3	40	1.63	984	0.432	7.39	0.968	1.25	0.5	8.1	25	2.1	16.8	5.9	0.4	<1	22	22.7	<0.1
1472994	Drill Core	0.074	9.3	48	1.65	847	0.468	7.19	1.311	1.31	0.6	7.1	21	1.8	15.1	6.7	0.4	<1	24	23.4	<0.1
1472995	Drill Core	0.069	7.7	52	1.35	2082	0.473	7.37	1.601	1.50	0.4	6.0	17	1.4	14.8	5.6	0.3	<1	28	15.9	<0.1
1472996	Drill Core	0.070	10.0	73	1.79	708	0.541	7.40	1.988	1.82	0.2	6.6	22	1.3	17.6	6.2	0.3	1	28	17.2	<0.1
1472997	Drill Core	0.081	11.9	97	2.18	1085	0.437	8.18	2.238	1.63	0.3	5.7	25	1.2	15.9	6.0	0.4	<1	27	22.0	<0.1
1472998	Drill Core	0.080	12.4	124	2.34	958	0.435	7.66	2.153	1.69	0.2	6.6	27	1.3	18.2	5.6	0.3	1	28	20.6	<0.1
1472999	Drill Core	0.077	11.1	46	1.69	2015	0.442	7.62	1.643	1.48	0.2	6.6	25	1.0	15.5	5.8	0.4	1	22	20.7	<0.1
1473000	Rock Pulp	0.056	8.5	33	0.83	487	0.281	5.26	2.104	0.94	27.3	37.5	17	0.8	13.7	3.6	0.2	<1	12	12.9	<0.1
1473001	Rock Pulp	0.019	17.7	16	5.75	57	0.059	1.05	0.021	0.30	6.2	17.2	17	0.6	11.4	2.5	0.2	<1	2	24.5	<0.1
1473002	Drill Core	0.073	14.2	56	1.87	1306	0.453	8.02	1.791	1.26	0.2	7.6	28	0.9	18.3	6.3	0.5	<1	22	17.0	<0.1
1473003	Drill Core	0.081	12.9	82	2.18	760	0.463	7.35	1.359	1.54	0.3	6.9	26	1.2	18.7	6.6	0.4	<1	24	18.1	<0.1
1473004	Drill Core	0.072	13.5	71	2.04	1468	0.451	7.19	1.497	1.46	0.1	6.6	27	0.8	17.9	6.6	0.4	1	24	16.4	<0.1
1473005	Drill Core	0.044	11.7	48	1.58	804	0.376	7.54	1.841	1.71	0.1	5.2	23	0.8	15.6	5.2	0.3	<1	24	21.2	<0.1
1473006	Drill Core	0.042	12.5	113	1.57	1222	0.300	6.51	2.388	1.48	0.3	5.7	25	1.3	14.6	5.3	0.4	1	20	19.0	<0.1
1473007	Drill Core	0.043	14.8	88	1.63	824	0.367	6.78	2.496	1.39	0.2	7.6	28	1.5	19.8	6.8	0.4	1	21	16.4	<0.1
1473008	Drill Core	0.035	12.1	80	1.85	989	0.363	6.97	2.156	1.70	0.1	6.0	27	1.3	17.3	6.9	0.5	<1	18	18.8	<0.1
1473009	Drill Core	0.052	15.1	121	2.10	503	0.349	6.96	1.799	1.47	0.3	6.4	29	1.4	20.1	5.1	0.3	<1	24	17.0	<0.1
1473010	Drill Core	0.058	10.5	82	1.37	407	0.406	7.36	2.051	1.46	0.6	6.6	24	1.3	17.7	5.1	0.4	<1	21	17.6	<0.1
1473011	Drill Core	0.050	15.0	136	1.64	374	0.356	7.16	1.670	1.48	0.2	7.3	30	1.3	21.8	5.3	0.4	<1	22	15.7	<0.1
1473012	Drill Core	0.050	10.4	11	0.43	562	0.278	7.05	2.582	1.09	0.2	8.4	24	1.0	16.9	6.5	0.5	<1	19	14.3	<0.1
1473013	Drill Core	0.052	10.6	74	1.34	450	0.368	6.83	1.956	1.73	0.3	6.4	22	1.0	17.2	6.2	0.4	2	23	15.8	<0.1
1473014	Drill Core	0.061	16.3	64	1.25	373	0.471	7.77	2.226	1.67	0.2	6.9	30	1.1	22.1	6.6	0.4	2	25	14.8	<0.1
1473015	Drill Core	0.030	11.5	5	0.38	510	0.221	6.25	2.332	0.99	0.1	7.5	23	1.3	18.9	6.4	0.4	1	13	10.5	<0.1
1473016	Drill Core	0.032	12.2	6	0.53	573	0.224	6.25	2.045	0.96	0.1	7.7	25	1.0	19.7	6.7	0.5	<1	15	16.1	<0.1
1473017	Drill Core	0.033	11.1	5	0.36	553	0.223	6.14	2.342	1.19	0.2	6.5	24	0.9	16.6	6.6	0.4	<1	14	12.5	<0.1

This report supersedes all previous preliminary and final reports with this file number dated prior to the date on this certificate. Signature indicates final approval; preliminary reports are unsigned and should be used for reference only.

BUREAU VERITAS
MINERAL LABORATORIES
Canada

www.bureauveritas.com/um

Bureau Veritas Commodities Canada Ltd.

9050 Shaughnessy St Vancouver British Columbia V6P 6E5 Canada
PHONE (604) 253-3158

Client: **Goldstrike Resources Ltd.**
1010 - 1130 West Pender St.
Vancouver British Columbia V6E 4A4 Canada

Project: LUC
Report Date: October 18, 2018

CERTIFICATE OF ANALYSIS WHI18000523.1

	Method	MA200	MA200	MA200	MA200	MA200	MA200	MA200	AQ200
	Analyte	Rb	Hf	In	Re	Se	Te	Tl	Hg
	Unit	ppm	ppm	ppm	ppm	ppm	ppm	ppm	ppm
	MDL	0.1	0.1	0.05	0.005	1	0.5	0.5	0.01
1472988	Drill Core	35.3	0.3	<0.05	<0.005	<1	0.6	<0.5	0.11
1472989	Drill Core	75.4	0.5	<0.05	<0.005	<1	0.8	0.5	0.02
1472990	Drill Core	39.9	0.3	<0.05	<0.005	<1	1.3	<0.5	0.02
1472991	Drill Core	57.6	0.3	0.06	<0.005	<1	<0.5	<0.5	<0.01
1472992	Drill Core	63.0	0.3	0.06	<0.005	<1	0.7	<0.5	<0.01
1472993	Drill Core	45.8	0.4	0.08	<0.005	<1	1.0	<0.5	<0.01
1472994	Drill Core	31.9	0.4	<0.05	<0.005	<1	0.5	<0.5	<0.01
1472995	Drill Core	36.7	0.3	0.06	<0.005	<1	<0.5	<0.5	<0.01
1472996	Drill Core	52.5	0.4	<0.05	<0.005	<1	0.6	<0.5	<0.01
1472997	Drill Core	54.6	0.3	0.05	<0.005	<1	<0.5	<0.5	<0.01
1472998	Drill Core	54.6	0.3	0.06	<0.005	<1	<0.5	<0.5	<0.01
1472999	Drill Core	37.5	0.4	0.05	<0.005	<1	0.5	<0.5	<0.01
1473000	Rock Pulp	22.9	1.0	0.05	0.006	<1	<0.5	<0.5	0.02
1473001	Rock Pulp	20.7	0.5	0.07	<0.005	<1	2.9	18.2	4.12
1473002	Drill Core	40.9	0.4	0.08	<0.005	1	<0.5	<0.5	<0.01
1473003	Drill Core	55.2	0.4	<0.05	<0.005	<1	1.0	<0.5	<0.01
1473004	Drill Core	49.9	0.4	<0.05	<0.005	<1	0.6	<0.5	<0.01
1473005	Drill Core	53.2	0.4	<0.05	<0.005	<1	<0.5	<0.5	<0.01
1473006	Drill Core	44.3	0.3	0.06	<0.005	<1	0.8	<0.5	<0.01
1473007	Drill Core	42.8	0.3	0.05	<0.005	<1	0.7	<0.5	<0.01
1473008	Drill Core	48.6	0.3	<0.05	<0.005	1	<0.5	<0.5	<0.01
1473009	Drill Core	48.8	0.4	0.05	<0.005	<1	0.9	<0.5	<0.01
1473010	Drill Core	38.0	0.4	0.06	<0.005	<1	<0.5	<0.5	<0.01
1473011	Drill Core	48.2	0.3	0.07	<0.005	<1	0.7	<0.5	0.01
1473012	Drill Core	30.9	0.3	0.05	<0.005	<1	<0.5	<0.5	<0.01
1473013	Drill Core	52.0	0.3	0.08	<0.005	<1	0.8	<0.5	<0.01
1473014	Drill Core	51.0	0.4	0.08	<0.005	<1	0.7	<0.5	<0.01
1473015	Drill Core	31.6	0.3	0.06	<0.005	<1	<0.5	<0.5	<0.01
1473016	Drill Core	29.4	0.3	0.08	<0.005	<1	<0.5	<0.5	<0.01
1473017	Drill Core	34.7	0.3	0.06	<0.005	<1	<0.5	<0.5	<0.01

This report supersedes all previous preliminary and final reports with this file number dated prior to the date on this certificate. Signature indicates final approval; preliminary reports are unsigned and should be used for reference only.

BUREAU VERITAS
MINERAL LABORATORIES
Canada

www.bureauveritas.com/um

Bureau Veritas Commodities Canada Ltd.

9050 Shaughnessy St Vancouver British Columbia V6P 6E5 Canada
PHONE (604) 253-3158

Client: **Goldstrike Resources Ltd.**
1010 - 1130 West Pender St.
Vancouver British Columbia V6E 4A4 Canada

Project: LUC
Report Date: October 18, 2018

CERTIFICATE OF ANALYSIS WHI18000523.1

	Method	WGHT	FA350	MA200	MA200	MA200	MA200	MA200	MA200	MA200	MA200	MA200	MA200	MA200	MA200	MA200	MA200	MA200	MA200	MA200	MA200
	Analyte	Wgt	Au	Mo	Cu	Pb	Zn	Ag	Ni	Co	Mn	Fe	As	U	Th	Sr	Cd	Sb	Bi	V	Ca
	Unit	kg	ppb	ppm	ppm	ppm	ppm	ppm	ppm	ppm	ppm	%	ppm	ppm	ppm	ppm	ppm	ppm	ppm	ppm	%
	MDL	0.01	2	0.1	0.1	0.1	1	0.1	0.1	0.2	1	0.01	1	0.1	0.1	1	0.1	0.1	0.1	1	0.01
1473018	Drill Core	4.63	<2	2.5	43.0	9.5	81	<0.1	20.4	21.7	1266	5.08	5	1.0	3.1	207	<0.1	0.4	<0.1	124	5.52
1473019	Drill Core	4.60	<2	2.1	24.3	6.6	85	<0.1	35.5	25.5	1344	5.51	5	0.9	1.9	177	0.1	0.6	<0.1	149	7.66
1473020	Drill Core	2.48	<2	2.9	41.1	7.2	94	<0.1	18.4	23.3	1464	5.41	7	1.5	2.1	201	<0.1	0.5	<0.1	135	5.91
1473021	Drill Core	5.28	<2	1.8	34.8	5.0	51	<0.1	2.8	6.7	774	3.42	4	0.9	6.6	118	<0.1	0.3	<0.1	17	1.45
1473022	Drill Core	5.66	<2	1.3	30.8	8.7	51	<0.1	2.5	6.7	638	3.48	5	1.1	7.1	138	<0.1	0.2	<0.1	17	1.70
1473023	Drill Core	5.26	<2	1.2	16.5	4.8	57	<0.1	2.6	6.5	598	3.48	4	1.2	6.4	133	<0.1	0.2	<0.1	18	1.75
1473024	Drill Core	3.30	<2	1.3	17.4	5.3	49	<0.1	2.1	6.1	583	3.10	4	0.9	4.4	126	<0.1	0.1	<0.1	18	1.46
1473025	Rock Pulp	0.06	4	3.4	25.8	4.4	43	0.6	25.1	11.9	527	2.56	4	0.8	2.0	257	0.4	0.8	<0.1	82	1.79
1473026	Rock Pulp	0.06	896	14.7	>10000	21.2	130	3.5	661.3	20.9	936	8.89	5	0.3	1.7	149	0.5	17.7	0.9	104	2.22
1473027	Drill Core	6.79	<2	1.1	14.0	6.0	54	<0.1	2.0	5.0	532	3.04	3	0.7	4.3	114	<0.1	0.3	0.1	16	1.56
1473028	Drill Core	2.09	<2	1.3	24.2	7.0	62	<0.1	1.4	5.4	507	3.30	2	0.7	4.2	127	<0.1	0.3	0.2	15	1.57
1473029	Drill Core	1.96	2	2.0	19.4	205.3	59	0.7	1.7	5.1	601	3.20	3	0.7	4.1	185	0.1	0.3	1.9	14	1.92
1473030	Drill Core	5.73	<2	1.0	14.4	17.1	55	<0.1	1.9	4.3	455	3.17	4	0.8	4.5	162	<0.1	0.3	0.2	17	1.54
1473031	Drill Core	2.56	2	1.9	13.3	154.7	47	0.8	1.7	5.1	492	3.10	3	0.8	4.2	202	<0.1	0.3	1.5	16	1.97
1473032	Drill Core	5.71	<2	1.5	14.6	8.8	60	<0.1	1.9	5.2	529	3.48	4	0.9	4.8	136	<0.1	0.3	0.2	18	1.43
1473033	Drill Core	7.21	7	1.6	18.5	5.3	60	<0.1	2.1	5.5	527	3.24	3	0.6	4.0	110	<0.1	0.4	<0.1	19	1.53
1473034	Drill Core	4.36	21	2.1	21.5	7.3	47	<0.1	2.1	5.6	537	3.08	3	0.6	3.8	145	<0.1	0.5	<0.1	24	1.76
1473035	Drill Core	5.52	13	2.5	24.3	10.9	50	<0.1	2.2	6.1	566	3.20	3	0.7	3.6	148	<0.1	0.5	<0.1	25	1.37
1473036	Drill Core	3.44	2	1.7	64.8	8.1	69	<0.1	2.0	5.6	578	3.33	3	0.6	3.8	135	<0.1	0.4	<0.1	30	1.33
1473037	Drill Core	1.86	37	1.6	27.3	25.7	47	0.4	2.3	6.3	743	3.77	2	0.6	3.6	185	0.1	0.4	0.4	26	2.55
1473038	Drill Core	5.27	7	1.2	20.9	7.3	48	<0.1	1.7	5.1	707	3.18	3	0.6	3.5	175	<0.1	0.3	0.1	20	1.91
1473039	Drill Core	6.35	5	1.4	31.3	5.3	55	<0.1	2.2	5.1	567	3.34	3	0.6	3.7	132	0.1	0.3	<0.1	19	1.35
1473040	Drill Core	2.96	18	1.2	41.5	32.2	32	0.3	1.7	5.3	1004	3.21	2	0.7	3.4	385	0.3	0.5	0.3	30	4.82
1473041	Drill Core	3.04	31	1.2	33.5	21.7	40	0.2	2.5	5.7	997	3.26	2	0.6	3.6	353	0.2	0.3	0.1	30	4.76
1473042	Drill Core	5.17	31	1.2	16.0	4.7	54	<0.1	2.3	5.1	431	3.19	3	0.6	3.8	103	<0.1	0.2	<0.1	25	0.77
1473043	Drill Core	4.00	143	1.1	13.3	7.4	47	0.5	2.1	6.0	661	3.24	3	0.9	3.5	119	0.3	0.5	0.1	29	2.82
1473044	Drill Core	5.79	<2	0.9	62.0	26.0	81	0.1	2.5	5.1	325	3.00	5	0.6	3.6	72	0.6	0.3	0.1	19	0.59
1473045	Drill Core	2.56	18	1.4	24.7	7.0	59	<0.1	2.5	8.1	1016	3.50	3	0.8	3.5	87	0.1	0.4	0.1	18	3.82
1473046	Drill Core	5.09	14	0.7	17.9	6.9	52	<0.1	3.2	7.5	843	3.06	4	0.7	3.4	83	<0.1	0.6	0.1	23	3.61
1473047	Drill Core	4.64	3	0.4	23.6	4.6	54	<0.1	3.4	6.4	482	3.10	3	0.7	3.9	74	<0.1	0.4	0.1	21	1.74

This report supersedes all previous preliminary and final reports with this file number dated prior to the date on this certificate. Signature indicates final approval; preliminary reports are unsigned and should be used for reference only.

BUREAU VERITAS
MINERAL LABORATORIES
Canada

www.bureauveritas.com/um

Bureau Veritas Commodities Canada Ltd.

9050 Shaughnessy St Vancouver British Columbia V6P 6E5 Canada
PHONE (604) 253-3158

Client: **Goldstrike Resources Ltd.**
1010 - 1130 West Pender St.
Vancouver British Columbia V6E 4A4 Canada

Project: LUC
Report Date: October 18, 2018

CERTIFICATE OF ANALYSIS WHI18000523.1

	Method	MA200	MA200	MA200	MA200	MA200	MA200	MA200	MA200	MA200	MA200	MA200	MA200	MA200	MA200	MA200	MA200	MA200	MA200	MA200	MA200
	Analyte	P	La	Cr	Mg	Ba	Ti	Al	Na	K	W	Zr	Ce	Sn	Y	Nb	Ta	Be	Sc	Li	S
	Unit	%	ppm	ppm	%	ppm	%	%	%	%	ppm	ppm	ppm	ppm	ppm	ppm	ppm	ppm	ppm	ppm	%
	MDL	0.001	0.1	1	0.01	1	0.001	0.01	0.001	0.01	0.1	0.1	1	0.1	0.1	0.1	0.1	1	1	0.1	0.1
1473018	Drill Core	0.035	11.7	152	1.01	372	0.287	6.63	1.739	1.36	<0.1	6.0	22	0.8	22.7	4.1	0.3	<1	26	12.9	<0.1
1473019	Drill Core	0.021	9.9	318	1.55	386	0.232	5.69	0.943	1.40	0.1	4.7	18	0.9	18.4	2.5	0.2	<1	29	9.8	<0.1
1473020	Drill Core	0.040	10.8	190	1.46	166	0.275	6.38	1.505	0.99	0.2	6.4	20	1.1	20.9	3.2	0.2	1	31	15.4	<0.1
1473021	Drill Core	0.031	14.1	6	0.42	363	0.221	6.56	2.351	1.03	0.2	7.6	29	1.2	20.7	7.2	0.6	<1	15	17.5	<0.1
1473022	Drill Core	0.035	16.2	6	0.24	460	0.225	6.69	2.941	1.09	0.2	9.1	31	1.1	23.4	7.0	0.5	<1	16	14.8	<0.1
1473023	Drill Core	0.034	16.2	6	0.34	499	0.221	6.76	2.729	1.09	0.2	9.8	31	1.1	24.6	7.0	0.5	<1	15	14.1	<0.1
1473024	Drill Core	0.035	12.7	5	0.29	444	0.208	6.34	2.926	0.95	0.2	8.4	24	0.8	17.9	6.1	0.4	1	13	10.1	<0.1
1473025	Rock Pulp	0.055	9.0	32	0.81	487	0.301	5.09	2.058	0.87	27.7	37.2	18	0.7	13.5	3.7	0.2	<1	11	12.7	<0.1
1473026	Rock Pulp	0.066	4.3	683	1.12	163	0.140	5.19	0.235	2.99	3.4	13.1	8	1.7	6.1	4.7	0.3	<1	8	9.7	1.2
1473027	Drill Core	0.031	12.3	4	0.31	475	0.200	6.28	2.448	0.99	0.7	7.7	25	0.8	17.8	6.2	0.4	1	13	15.0	<0.1
1473028	Drill Core	0.031	12.4	4	0.29	493	0.193	6.38	2.615	1.10	0.2	8.0	26	0.7	17.2	5.9	0.4	1	13	13.7	<0.1
1473029	Drill Core	0.031	12.6	4	0.36	616	0.189	6.12	2.596	1.10	0.4	8.0	25	0.6	18.3	5.8	0.4	<1	12	14.8	<0.1
1473030	Drill Core	0.033	12.7	5	0.28	526	0.206	6.47	2.813	1.20	0.3	9.3	25	0.7	17.5	6.5	0.5	1	13	13.5	<0.1
1473031	Drill Core	0.029	12.6	4	0.27	587	0.192	6.28	2.802	1.12	0.4	9.9	25	0.7	19.1	6.1	0.4	<1	12	14.4	<0.1
1473032	Drill Core	0.035	12.9	5	0.34	513	0.220	7.16	2.798	1.27	0.2	10.1	26	0.8	18.5	6.8	0.4	<1	14	19.4	<0.1
1473033	Drill Core	0.032	12.1	4	0.36	486	0.202	6.44	2.641	1.51	2.8	8.5	24	0.7	14.7	6.1	0.4	<1	14	17.0	<0.1
1473034	Drill Core	0.031	12.1	4	0.45	534	0.179	6.20	3.051	1.19	4.2	8.1	24	0.7	13.7	5.2	0.4	<1	13	12.2	<0.1
1473035	Drill Core	0.029	12.5	4	0.29	754	0.176	6.06	3.056	1.27	6.3	8.2	25	0.6	16.4	5.3	0.4	<1	12	8.7	<0.1
1473036	Drill Core	0.033	12.9	4	0.41	870	0.197	6.41	2.509	1.73	1.0	10.2	26	0.8	17.5	5.8	0.4	1	14	16.0	<0.1
1473037	Drill Core	0.031	14.8	4	0.40	799	0.170	6.06	2.921	1.19	2.3	8.5	29	0.8	18.9	5.0	0.3	<1	13	8.6	0.3
1473038	Drill Core	0.031	15.3	4	0.30	310	0.175	6.21	2.801	1.17	1.4	8.5	31	0.8	21.1	4.9	0.4	<1	14	8.6	<0.1
1473039	Drill Core	0.035	14.1	4	0.34	427	0.201	6.58	2.679	1.32	1.2	8.8	27	0.8	19.6	5.9	0.4	<1	14	16.1	<0.1
1473040	Drill Core	0.026	17.2	3	0.63	368	0.141	6.02	3.389	0.78	3.9	7.9	32	0.5	20.0	4.1	0.3	<1	14	5.5	<0.1
1473041	Drill Core	0.028	18.6	3	0.64	263	0.145	5.61	3.121	0.73	3.0	6.6	33	1.3	24.0	4.1	0.3	<1	14	6.7	<0.1
1473042	Drill Core	0.032	12.6	5	0.34	377	0.193	6.68	2.736	1.12	1.9	6.5	26	0.6	13.9	5.7	0.3	<1	12	10.9	<0.1
1473043	Drill Core	0.029	15.4	3	0.45	254	0.149	5.93	2.814	1.00	4.1	5.5	30	0.7	17.7	4.0	0.3	<1	9	10.2	<0.1
1473044	Drill Core	0.033	10.1	5	0.40	357	0.201	6.63	2.437	1.04	0.8	6.1	21	1.0	12.7	6.2	0.4	<1	12	14.5	<0.1
1473045	Drill Core	0.027	15.9	3	0.63	379	0.164	5.65	1.746	1.11	2.3	9.7	32	0.9	24.4	4.8	0.3	<1	12	13.8	<0.1
1473046	Drill Core	0.033	14.2	5	0.54	270	0.182	5.88	1.467	1.22	1.0	6.7	28	1.4	23.5	5.1	0.3	1	13	18.6	<0.1
1473047	Drill Core	0.033	10.5	4	0.38	324	0.201	6.53	2.037	1.45	1.2	4.7	23	1.2	17.1	6.0	0.4	<1	14	15.5	<0.1

This report supersedes all previous preliminary and final reports with this file number dated prior to the date on this certificate. Signature indicates final approval; preliminary reports are unsigned and should be used for reference only.

BUREAU VERITAS
MINERAL LABORATORIES
Canada

www.bureauveritas.com/um

Bureau Veritas Commodities Canada Ltd.

9050 Shaughnessy St Vancouver British Columbia V6P 6E5 Canada
PHONE (604) 253-3158

Client: **Goldstrike Resources Ltd.**
1010 - 1130 West Pender St.
Vancouver British Columbia V6E 4A4 Canada

Project: LUC
Report Date: October 18, 2018

CERTIFICATE OF ANALYSIS WHI18000523.1

	Method	MA200	MA200	MA200	MA200	MA200	MA200	MA200	AQ200
	Analyte	Rb	Hf	In	Re	Se	Te	Tl	Hg
	Unit	ppm	ppm	ppm	ppm	ppm	ppm	ppm	ppm
	MDL	0.1	0.1	0.05	0.005	1	0.5	0.5	0.01
1473018	Drill Core	48.5	0.3	0.05	<0.005	<1	0.9	<0.5	<0.01
1473019	Drill Core	51.7	0.3	<0.05	<0.005	<1	1.5	<0.5	<0.01
1473020	Drill Core	36.5	0.4	0.06	<0.005	<1	0.9	<0.5	0.02
1473021	Drill Core	35.5	0.3	0.08	<0.005	<1	<0.5	<0.5	<0.01
1473022	Drill Core	35.5	0.4	0.06	<0.005	<1	<0.5	<0.5	<0.01
1473023	Drill Core	33.4	0.4	0.07	<0.005	<1	<0.5	<0.5	<0.01
1473024	Drill Core	28.8	0.3	<0.05	<0.005	<1	<0.5	<0.5	<0.01
1473025	Rock Pulp	23.2	1.1	<0.05	<0.005	<1	0.6	<0.5	0.03
1473026	Rock Pulp	63.0	0.4	0.17	0.013	11	0.5	<0.5	1.48
1473027	Drill Core	29.7	0.3	0.06	<0.005	<1	<0.5	<0.5	<0.01
1473028	Drill Core	29.9	0.3	0.05	<0.005	1	<0.5	<0.5	<0.01
1473029	Drill Core	29.0	0.3	<0.05	<0.005	<1	<0.5	<0.5	<0.01
1473030	Drill Core	31.6	0.3	0.06	<0.005	<1	<0.5	<0.5	<0.01
1473031	Drill Core	27.0	0.4	<0.05	<0.005	<1	<0.5	<0.5	<0.01
1473032	Drill Core	34.0	0.3	0.07	<0.005	<1	<0.5	<0.5	<0.01
1473033	Drill Core	32.6	0.3	0.08	<0.005	<1	<0.5	<0.5	<0.01
1473034	Drill Core	26.5	0.2	<0.05	<0.005	<1	<0.5	<0.5	<0.01
1473035	Drill Core	25.1	0.2	0.05	<0.005	<1	<0.5	<0.5	0.02
1473036	Drill Core	37.9	0.3	<0.05	<0.005	<1	<0.5	<0.5	<0.01
1473037	Drill Core	25.6	0.3	<0.05	<0.005	<1	<0.5	<0.5	0.01
1473038	Drill Core	28.2	0.2	<0.05	<0.005	<1	<0.5	<0.5	<0.01
1473039	Drill Core	31.3	0.3	0.08	<0.005	<1	<0.5	<0.5	<0.01
1473040	Drill Core	15.7	0.3	<0.05	<0.005	<1	<0.5	<0.5	<0.01
1473041	Drill Core	15.9	0.3	0.06	<0.005	1	<0.5	<0.5	<0.01
1473042	Drill Core	28.1	0.2	<0.05	<0.005	<1	<0.5	<0.5	<0.01
1473043	Drill Core	20.8	0.2	<0.05	<0.005	1	0.5	<0.5	0.02
1473044	Drill Core	29.6	0.2	<0.05	<0.005	<1	<0.5	<0.5	0.03
1473045	Drill Core	26.4	0.3	<0.05	<0.005	<1	<0.5	<0.5	0.02
1473046	Drill Core	33.1	0.2	0.06	<0.005	<1	<0.5	<0.5	<0.01
1473047	Drill Core	39.6	0.2	<0.05	<0.005	<1	<0.5	<0.5	<0.01

This report supersedes all previous preliminary and final reports with this file number dated prior to the date on this certificate. Signature indicates final approval; preliminary reports are unsigned and should be used for reference only.

BUREAU VERITAS
MINERAL LABORATORIES
Canada

www.bureauveritas.com/um

Bureau Veritas Commodities Canada Ltd.

9050 Shaughnessy St Vancouver British Columbia V6P 6E5 Canada
PHONE (604) 253-3158

Client: **Goldstrike Resources Ltd.**
1010 - 1130 West Pender St.
Vancouver British Columbia V6E 4A4 Canada

Project: LUC
Report Date: October 18, 2018

CERTIFICATE OF ANALYSIS WHI18000523.1

	Method	WGHT	FA350	MA200	MA200	MA200	MA200	MA200	MA200	MA200	MA200	MA200	MA200	MA200	MA200	MA200	MA200	MA200	MA200	MA200	MA200
	Analyte	Wgt	Au	Mo	Cu	Pb	Zn	Ag	Ni	Co	Mn	Fe	As	U	Th	Sr	Cd	Sb	Bi	V	Ca
	Unit	kg	ppb	ppm	ppm	ppm	ppm	ppm	ppm	ppm	ppm	%	ppm	ppm	ppm	ppm	ppm	ppm	ppm	ppm	%
	MDL	0.01	2	0.1	0.1	0.1	1	0.1	0.1	0.2	1	0.01	1	0.1	0.1	1	0.1	0.1	0.1	1	0.01
1473048	Drill Core	5.75	33	0.9	42.8	8.1	55	0.1	5.1	10.5	825	3.72	4	0.9	3.2	123	0.1	0.3	0.2	58	3.79
1473049	Drill Core	4.68	200	1.3	52.4	5.8	81	0.4	18.1	26.4	1100	5.77	4	1.3	2.5	227	0.2	0.2	0.1	193	5.57
1473050	Rock Pulp	0.06	4	2.9	23.4	3.8	41	0.4	20.6	10.7	457	2.43	4	0.7	1.6	232	0.2	0.8	0.1	78	1.71
1473051	Rock Pulp	0.08	899	13.9	>10000	19.6	133	3.4	659.0	21.6	973	9.17	5	0.3	1.6	146	0.3	17.0	0.8	108	2.28
1473052	Drill Core	5.77	110	1.4	32.6	4.0	70	0.3	15.1	21.1	966	4.64	4	1.0	2.6	233	0.2	0.2	0.1	145	4.37
1473053	Drill Core	5.76	90	0.8	24.8	4.1	59	0.2	14.5	19.8	964	4.50	4	1.1	2.4	250	<0.1	0.2	<0.1	136	4.89
1473054	Drill Core	5.61	6	0.3	25.5	10.8	38	0.1	6.4	11.5	759	3.44	4	1.0	4.3	262	0.1	0.2	0.3	66	3.95
1473055	Drill Core	4.63	3	0.9	43.1	8.8	62	0.2	12.4	17.4	1451	3.85	3	1.1	2.8	237	0.1	0.2	0.3	105	6.98
1473056	Drill Core	5.09	<2	1.0	31.6	5.4	75	<0.1	13.5	20.8	993	4.71	4	1.3	2.9	198	0.1	0.2	0.1	137	5.00
1473057	Drill Core	4.84	<2	0.6	44.6	4.9	85	<0.1	18.3	20.3	875	4.48	3	1.2	3.3	215	0.1	0.2	0.1	122	4.78
1473058	Drill Core	4.96	<2	0.6	46.4	8.9	77	<0.1	17.7	21.2	901	4.80	3	1.3	3.4	223	0.1	0.2	0.1	126	4.70
1473059	Drill Core	4.79	<2	1.4	24.6	8.6	84	<0.1	17.9	25.0	1071	5.61	4	1.1	2.6	239	0.2	0.2	0.2	174	5.33
1473060	Drill Core	4.60	3	0.8	26.7	5.0	82	<0.1	19.3	21.6	1049	4.90	4	1.2	3.0	243	0.1	0.2	<0.1	136	5.47
1473061	Drill Core	5.35	2	0.6	38.1	28.3	97	0.2	18.4	22.5	934	4.96	5	1.2	3.4	239	0.2	0.1	0.5	117	4.76
1473062	Drill Core	6.27	3	0.6	23.7	11.5	51	<0.1	14.0	17.8	764	3.97	3	1.1	3.0	252	<0.1	0.2	0.2	96	4.03
1473063	Drill Core	5.92	7	0.8	25.1	18.5	51	<0.1	13.4	24.2	903	5.57	4	1.0	2.0	242	<0.1	0.2	0.2	212	4.56
1473064	Drill Core	8.05	<2	1.0	3.9	6.9	59	<0.1	43.0	26.0	917	5.76	3	1.2	2.8	264	<0.1	0.2	<0.1	176	4.74
1473065	Drill Core	7.76	<2	1.3	3.5	5.3	53	<0.1	16.9	19.5	865	4.83	3	1.0	2.9	271	<0.1	0.2	<0.1	146	4.07
1473066	Drill Core	7.18	<2	1.0	6.0	3.0	48	<0.1	15.0	20.5	870	4.97	5	1.0	2.9	279	<0.1	0.3	<0.1	146	3.87
1473067	Drill Core	6.19	<2	0.8	12.4	3.2	43	<0.1	12.8	19.0	804	4.91	7	1.0	2.7	250	<0.1	0.2	<0.1	133	3.60
1473068	Drill Core	5.24	2	0.7	11.3	4.4	30	<0.1	8.3	21.4	611	4.02	5	1.2	3.3	256	0.1	0.2	<0.1	99	4.01
1473069	Drill Core	2.74	2	0.4	13.1	4.6	16	<0.1	5.5	20.2	512	3.39	3	1.3	3.6	239	<0.1	0.2	<0.1	67	4.18
1473070	Drill Core	3.76	3	0.4	13.4	4.4	19	<0.1	6.8	18.2	529	3.54	4	1.3	3.6	242	<0.1	0.2	<0.1	69	4.09
1473071	Drill Core	2.84	3	0.3	9.5	3.8	14	<0.1	3.5	10.9	456	2.72	3	1.4	3.5	219	<0.1	0.2	0.1	55	3.70
1473072	Drill Core	2.19	3	1.0	30.7	3.6	46	<0.1	23.3	22.7	876	4.96	8	1.1	2.6	253	<0.1	0.3	0.2	145	4.18
1473073	Drill Core	7.93	5	0.9	18.3	3.5	54	<0.1	14.0	23.5	982	5.43	10	0.9	2.5	221	<0.1	0.3	0.1	177	3.84
1473074	Drill Core	7.94	6	1.2	43.9	4.3	46	<0.1	10.2	22.0	834	5.44	8	0.8	2.5	254	<0.1	0.2	0.3	150	3.96
1473075	Rock Pulp	0.06	5	3.0	24.2	4.4	46	0.5	22.9	11.5	496	2.67	4	0.8	1.8	256	0.2	0.8	0.2	85	1.87
1473076	Rock Pulp	0.07	977	12.0	9467.3	18.9	127	3.3	608.8	19.6	852	8.37	4	0.3	1.4	133	0.3	15.0	0.8	98	2.12
1473077	Drill Core	7.99	7	1.6	22.2	5.7	54	<0.1	12.5	22.8	993	5.61	8	0.8	2.7	261	0.2	0.2	0.2	162	3.89

This report supersedes all previous preliminary and final reports with this file number dated prior to the date on this certificate. Signature indicates final approval; preliminary reports are unsigned and should be used for reference only.

BUREAU VERITAS
MINERAL LABORATORIES
Canada

www.bureauveritas.com/um

Bureau Veritas Commodities Canada Ltd.

9050 Shaughnessy St Vancouver British Columbia V6P 6E5 Canada
PHONE (604) 253-3158

Client: **Goldstrike Resources Ltd.**
1010 - 1130 West Pender St.
Vancouver British Columbia V6E 4A4 Canada

Project: LUC
Report Date: October 18, 2018

CERTIFICATE OF ANALYSIS WHI18000523.1

	Method	MA200	MA200	MA200	MA200	MA200	MA200	MA200	MA200	MA200	MA200	MA200	MA200	MA200	MA200	MA200	MA200	MA200	MA200	MA200	MA200
	Analyte	P	La	Cr	Mg	Ba	Ti	Al	Na	K	W	Zr	Ce	Sn	Y	Nb	Ta	Be	Sc	Li	S
	Unit	%	ppm	ppm	%	ppm	%	%	%	%	ppm	ppm	ppm	ppm	ppm	ppm	ppm	ppm	ppm	ppm	%
	MDL	0.001	0.1	1	0.01	1	0.001	0.01	0.001	0.01	0.1	0.1	1	0.1	0.1	0.1	0.1	1	1	0.1	0.1
1473048	Drill Core	0.037	11.9	19	0.72	531	0.236	6.47	2.043	1.43	1.2	4.5	24	1.0	17.7	4.9	0.3	<1	16	15.0	<0.1
1473049	Drill Core	0.055	11.5	60	2.37	571	0.403	8.11	2.586	1.72	2.8	7.0	25	1.3	18.1	4.5	0.3	<1	27	22.9	0.2
1473050	Rock Pulp	0.053	7.9	28	0.77	462	0.261	4.95	1.979	0.82	26.5	34.1	17	0.7	12.2	3.2	0.2	<1	9	11.7	<0.1
1473051	Rock Pulp	0.069	3.9	730	1.17	134	0.146	5.44	0.232	3.13	2.9	13.6	8	1.9	5.9	4.7	0.2	<1	8	8.9	1.3
1473052	Drill Core	0.062	10.7	48	2.09	585	0.371	7.91	2.393	1.38	1.1	5.6	22	1.0	16.9	4.8	0.3	<1	24	21.2	<0.1
1473053	Drill Core	0.051	12.0	43	2.02	527	0.387	7.27	2.136	1.22	1.9	6.2	24	0.9	17.7	4.6	0.3	<1	21	17.9	<0.1
1473054	Drill Core	0.048	13.1	18	1.16	2152	0.249	6.27	2.870	0.77	0.7	3.8	27	2.3	16.5	5.3	0.4	<1	13	13.7	0.2
1473055	Drill Core	0.048	15.0	42	2.43	789	0.299	6.34	1.464	1.16	0.4	5.2	30	1.0	22.0	3.9	0.3	<1	17	14.9	<0.1
1473056	Drill Core	0.050	11.3	34	1.73	527	0.381	7.73	2.015	1.42	0.2	7.1	22	1.0	15.2	4.5	0.3	<1	22	17.5	<0.1
1473057	Drill Core	0.044	11.4	78	2.02	470	0.371	7.45	1.874	1.39	<0.1	6.1	24	0.8	16.7	5.3	0.4	<1	24	17.7	<0.1
1473058	Drill Core	0.054	12.3	64	2.07	1090	0.399	7.89	2.500	1.52	0.3	6.4	25	0.9	16.4	6.1	0.4	<1	23	16.1	0.1
1473059	Drill Core	0.057	11.7	41	2.57	455	0.408	8.09	2.417	1.17	0.3	6.1	24	1.0	17.5	4.2	0.3	<1	26	20.7	<0.1
1473060	Drill Core	0.055	12.7	89	2.33	540	0.372	7.48	1.798	1.50	0.3	6.8	26	0.8	18.9	4.6	0.3	<1	21	21.1	<0.1
1473061	Drill Core	0.051	11.9	75	2.07	644	0.362	7.57	2.346	1.48	0.7	5.8	24	1.1	14.6	5.4	0.4	<1	23	20.7	0.1
1473062	Drill Core	0.047	10.0	37	1.55	903	0.313	6.58	2.453	1.06	0.4	5.0	21	0.8	14.1	4.4	0.3	<1	16	16.3	0.2
1473063	Drill Core	0.053	8.7	25	2.13	420	0.487	7.46	2.375	0.98	0.7	5.2	18	1.5	16.3	3.6	0.2	<1	27	21.8	0.2
1473064	Drill Core	0.088	12.7	191	3.14	609	0.436	7.51	2.030	1.12	0.3	5.4	26	1.2	16.8	5.1	0.3	<1	27	18.3	<0.1
1473065	Drill Core	0.053	10.2	57	2.54	412	0.408	7.91	2.927	1.16	0.2	5.9	22	1.1	15.3	5.7	0.4	<1	23	15.1	<0.1
1473066	Drill Core	0.059	10.7	46	2.37	465	0.414	7.82	2.598	1.15	0.2	6.1	24	1.1	17.3	6.5	0.4	<1	23	15.4	<0.1
1473067	Drill Core	0.051	8.9	42	2.08	435	0.371	7.39	2.744	1.00	0.3	5.4	20	1.5	18.5	5.8	0.4	<1	23	15.1	<0.1
1473068	Drill Core	0.040	11.1	18	1.19	199	0.297	6.93	2.636	0.55	0.2	6.5	24	2.2	21.1	5.5	0.4	<1	19	9.7	0.4
1473069	Drill Core	0.042	11.9	14	0.70	118	0.245	6.74	2.772	0.26	0.2	7.0	25	2.5	22.7	5.4	0.4	<1	16	4.8	0.4
1473070	Drill Core	0.039	12.0	15	0.85	212	0.268	6.86	2.691	0.41	0.5	7.5	25	2.8	22.8	5.9	0.4	<1	17	5.8	0.3
1473071	Drill Core	0.041	12.2	6	0.58	462	0.247	6.29	2.889	0.38	0.6	7.1	26	2.6	24.3	5.8	0.4	1	17	3.8	0.1
1473072	Drill Core	0.060	12.2	65	2.44	360	0.409	7.74	2.374	1.11	0.3	5.7	26	2.1	18.0	5.5	0.4	<1	25	18.9	<0.1
1473073	Drill Core	0.053	9.8	37	2.42	399	0.395	7.53	2.349	1.52	1.7	5.2	22	1.5	16.9	4.0	0.3	<1	24	19.2	<0.1
1473074	Drill Core	0.051	8.7	22	1.93	322	0.342	7.43	2.394	0.98	0.3	5.8	19	1.0	17.0	3.2	0.2	<1	24	16.2	0.2
1473075	Rock Pulp	0.053	8.3	32	0.83	508	0.290	5.21	2.135	0.90	28.9	38.9	18	0.8	13.2	3.6	0.2	<1	10	12.8	<0.1
1473076	Rock Pulp	0.059	3.6	653	1.06	199	0.129	4.84	0.219	2.88	3.0	12.1	7	1.4	5.1	4.3	0.2	<1	7	9.0	1.2
1473077	Drill Core	0.073	9.5	36	2.37	427	0.435	7.86	2.874	1.23	0.6	5.8	22	1.0	18.8	3.2	0.2	<1	23	13.9	0.2

This report supersedes all previous preliminary and final reports with this file number dated prior to the date on this certificate. Signature indicates final approval; preliminary reports are unsigned and should be used for reference only.

BUREAU VERITAS
MINERAL LABORATORIES
Canada

www.bureauveritas.com/um

Bureau Veritas Commodities Canada Ltd.

9050 Shaughnessy St Vancouver British Columbia V6P 6E5 Canada
PHONE (604) 253-3158

Client: **Goldstrike Resources Ltd.**
1010 - 1130 West Pender St.
Vancouver British Columbia V6E 4A4 Canada

Project: LUC
Report Date: October 18, 2018

CERTIFICATE OF ANALYSIS WHI18000523.1

	Method	MA200	MA200	MA200	MA200	MA200	MA200	MA200	AQ200
	Analyte	Rb	Hf	In	Re	Se	Te	Tl	Hg
	Unit	ppm	ppm	ppm	ppm	ppm	ppm	ppm	ppm
	MDL	0.1	0.1	0.05	0.005	1	0.5	0.5	0.01
1473048	Drill Core	37.3	0.2	0.07	<0.005	<1	<0.5	<0.5	0.02
1473049	Drill Core	41.8	0.3	<0.05	<0.005	<1	0.8	<0.5	0.04
1473050	Rock Pulp	21.2	1.0	<0.05	<0.005	<1	<0.5	<0.5	0.03
1473051	Rock Pulp	61.2	0.4	0.14	0.011	9	0.6	<0.5	1.37
1473052	Drill Core	38.1	0.3	0.06	<0.005	<1	0.6	<0.5	0.03
1473053	Drill Core	34.1	0.3	0.05	<0.005	<1	0.7	<0.5	0.02
1473054	Drill Core	20.0	0.2	<0.05	<0.005	<1	<0.5	<0.5	0.03
1473055	Drill Core	36.7	0.3	<0.05	<0.005	<1	0.8	<0.5	0.01
1473056	Drill Core	40.9	0.3	0.05	<0.005	<1	<0.5	<0.5	0.01
1473057	Drill Core	44.1	0.3	<0.05	<0.005	<1	<0.5	<0.5	<0.01
1473058	Drill Core	43.9	0.4	0.07	<0.005	1	0.5	<0.5	<0.01
1473059	Drill Core	36.8	0.3	<0.05	<0.005	2	<0.5	<0.5	<0.01
1473060	Drill Core	48.4	0.3	<0.05	<0.005	<1	<0.5	<0.5	<0.01
1473061	Drill Core	52.7	0.4	0.06	<0.005	<1	<0.5	<0.5	<0.01
1473062	Drill Core	32.8	0.3	<0.05	<0.005	<1	<0.5	<0.5	0.02
1473063	Drill Core	31.1	0.3	0.09	<0.005	<1	<0.5	<0.5	0.01
1473064	Drill Core	32.8	0.4	<0.05	<0.005	<1	0.6	<0.5	<0.01
1473065	Drill Core	23.4	0.4	0.05	<0.005	<1	<0.5	<0.5	<0.01
1473066	Drill Core	21.6	0.3	<0.05	<0.005	<1	<0.5	<0.5	<0.01
1473067	Drill Core	16.1	0.3	<0.05	<0.005	1	<0.5	<0.5	<0.01
1473068	Drill Core	11.5	0.3	0.08	<0.005	2	<0.5	<0.5	<0.01
1473069	Drill Core	4.8	0.3	<0.05	<0.005	<1	<0.5	<0.5	<0.01
1473070	Drill Core	7.9	0.4	<0.05	<0.005	<1	<0.5	<0.5	<0.01
1473071	Drill Core	7.1	0.3	0.05	<0.005	<1	<0.5	<0.5	<0.01
1473072	Drill Core	28.1	0.3	0.05	<0.005	1	0.7	<0.5	<0.01
1473073	Drill Core	31.1	0.3	<0.05	<0.005	<1	<0.5	<0.5	<0.01
1473074	Drill Core	20.2	0.3	0.07	<0.005	1	<0.5	<0.5	<0.01
1473075	Rock Pulp	22.5	1.2	<0.05	<0.005	1	<0.5	<0.5	0.02
1473076	Rock Pulp	57.0	0.4	0.13	0.007	9	0.5	<0.5	1.44
1473077	Drill Core	24.0	0.4	0.05	<0.005	<1	<0.5	<0.5	<0.01

This report supersedes all previous preliminary and final reports with this file number dated prior to the date on this certificate. Signature indicates final approval; preliminary reports are unsigned and should be used for reference only.

BUREAU VERITAS
MINERAL LABORATORIES
Canada

www.bureauveritas.com/um

Bureau Veritas Commodities Canada Ltd.

9050 Shaughnessy St Vancouver British Columbia V6P 6E5 Canada
PHONE (604) 253-3158

Client: **Goldstrike Resources Ltd.**
1010 - 1130 West Pender St.
Vancouver British Columbia V6E 4A4 Canada

Project: LUC
Report Date: October 18, 2018

CERTIFICATE OF ANALYSIS WHI18000523.1

	Method	WGHT	FA350	MA200	MA200	MA200	MA200	MA200	MA200	MA200	MA200	MA200	MA200	MA200	MA200	MA200	MA200	MA200	MA200	MA200	MA200
	Analyte	Wgt	Au	Mo	Cu	Pb	Zn	Ag	Ni	Co	Mn	Fe	As	U	Th	Sr	Cd	Sb	Bi	V	Ca
	Unit	kg	ppb	ppm	ppm	ppm	ppm	ppm	ppm	ppm	ppm	%	ppm	ppm	ppm	ppm	ppm	ppm	ppm	ppm	%
	MDL	0.01	2	0.1	0.1	0.1	1	0.1	0.1	0.2	1	0.01	1	0.1	0.1	1	0.1	0.1	0.1	1	0.01
1473078	Drill Core	6.60	2	1.3	25.6	4.4	51	<0.1	18.3	23.5	995	5.70	7	1.0	2.7	322	0.1	0.3	0.1	170	4.27
1473079	Drill Core	6.38	2	1.8	21.0	3.8	62	<0.1	21.4	22.7	879	5.22	5	1.3	2.8	236	<0.1	0.2	<0.1	159	4.10
1473080	Drill Core	7.42	<2	0.9	34.2	4.4	80	<0.1	20.1	22.8	1049	5.06	4	1.4	3.2	215	0.1	0.2	<0.1	140	5.88
1473081	Drill Core	5.34	3	1.1	40.3	4.8	70	<0.1	13.7	18.0	766	4.59	5	1.2	3.0	159	<0.1	0.2	0.3	114	3.27
1473082	Drill Core	3.73	37	0.4	14.5	4.3	69	0.2	10.7	17.1	1164	5.13	2	0.7	4.9	153	0.9	0.4	0.1	162	5.36
1473083	Drill Core	4.19	8	2.1	154.8	4.5	76	0.2	12.0	19.1	1014	5.45	7	0.9	3.3	140	0.2	0.3	0.4	137	3.47
1473084	Drill Core	3.19	11	1.1	159.6	5.1	73	0.2	10.5	19.7	997	5.84	6	1.0	2.9	163	0.1	0.4	0.4	136	3.62
1473085	Drill Core	4.64	4	1.6	57.7	4.1	70	<0.1	9.8	18.6	986	5.32	5	1.0	3.4	189	<0.1	0.4	0.5	113	4.09
1473086	Drill Core	5.69	5	0.9	86.1	3.7	52	<0.1	9.1	16.0	791	4.14	3	0.8	6.3	151	0.1	0.2	0.3	101	3.48
1473087	Drill Core	2.17	64	1.0	213.8	7.3	48	0.3	8.2	16.2	921	4.94	3	1.0	3.3	112	0.2	0.4	0.3	84	2.88

This report supersedes all previous preliminary and final reports with this file number dated prior to the date on this certificate. Signature indicates final approval; preliminary reports are unsigned and should be used for reference only.

BUREAU VERITAS
MINERAL LABORATORIES
Canada

www.bureauveritas.com/um

Bureau Veritas Commodities Canada Ltd.

9050 Shaughnessy St Vancouver British Columbia V6P 6E5 Canada
PHONE (604) 253-3158

Client: **Goldstrike Resources Ltd.**
1010 - 1130 West Pender St.
Vancouver British Columbia V6E 4A4 Canada

Project: LUC
Report Date: October 18, 2018

CERTIFICATE OF ANALYSIS WHI18000523.1

	Method	MA200	MA200	MA200	MA200	MA200	MA200	MA200	MA200	MA200	MA200	MA200	MA200	MA200	MA200	MA200	MA200	MA200	MA200	MA200	MA200
	Analyte	P	La	Cr	Mg	Ba	Ti	Al	Na	K	W	Zr	Ce	Sn	Y	Nb	Ta	Be	Sc	Li	S
	Unit	%	ppm	ppm	%	ppm	%	%	%	%	ppm	ppm	ppm	ppm	ppm	ppm	ppm	ppm	ppm	ppm	%
	MDL	0.001	0.1	1	0.01	1	0.001	0.01	0.001	0.01	0.1	0.1	1	0.1	0.1	0.1	0.1	1	1	0.1	0.1
1473078	Drill Core	0.060	10.4	55	2.56	368	0.473	7.98	2.498	1.09	0.3	5.3	23	1.2	19.0	5.0	0.3	<1	26	15.7	0.3
1473079	Drill Core	0.055	11.5	72	2.95	412	0.390	7.70	1.854	0.98	0.2	6.7	24	1.9	16.2	5.0	0.3	<1	24	19.5	<0.1
1473080	Drill Core	0.049	12.6	62	2.00	657	0.376	7.64	1.644	1.44	0.3	5.9	25	0.9	16.9	5.0	0.3	1	23	19.2	<0.1
1473081	Drill Core	0.057	9.5	54	1.74	726	0.337	7.50	1.744	1.69	0.9	6.6	21	1.5	10.5	3.6	0.3	1	20	18.8	<0.1
1473082	Drill Core	0.050	16.6	38	2.52	257	0.175	7.11	3.638	1.49	4.0	8.9	33	1.9	13.5	1.2	0.1	<1	25	7.6	0.2
1473083	Drill Core	0.054	8.1	35	1.60	367	0.286	7.50	2.047	1.80	1.8	8.0	18	1.2	12.0	2.2	0.2	1	25	20.2	0.1
1473084	Drill Core	0.052	8.3	21	1.62	418	0.306	7.57	2.135	1.84	2.4	7.1	19	1.0	11.6	3.1	0.2	<1	24	17.8	0.1
1473085	Drill Core	0.054	9.7	37	1.51	554	0.299	7.52	2.195	1.87	2.0	5.9	21	1.1	13.5	2.6	0.2	1	22	17.8	<0.1
1473086	Drill Core	0.041	11.2	30	1.50	708	0.272	6.95	2.188	1.86	1.4	6.7	25	1.3	12.5	3.7	0.3	<1	19	19.3	0.2
1473087	Drill Core	0.053	9.1	37	1.22	817	0.281	7.03	2.134	2.52	2.5	5.0	19	0.9	10.4	4.1	0.3	<1	21	17.8	0.3

This report supersedes all previous preliminary and final reports with this file number dated prior to the date on this certificate. Signature indicates final approval; preliminary reports are unsigned and should be used for reference only.

BUREAU VERITAS
MINERAL LABORATORIES
Canada

www.bureauveritas.com/um

Bureau Veritas Commodities Canada Ltd.

9050 Shaughnessy St Vancouver British Columbia V6P 6E5 Canada
PHONE (604) 253-3158

Client: **Goldstrike Resources Ltd.**
1010 - 1130 West Pender St.
Vancouver British Columbia V6E 4A4 Canada

Project: LUC
Report Date: October 18, 2018

CERTIFICATE OF ANALYSIS WHI18000523.1

	Method	MA200	MA200	MA200	MA200	MA200	MA200	MA200	AQ200
	Analyte	Rb	Hf	In	Re	Se	Te	Tl	Hg
	Unit	ppm	ppm	ppm	ppm	ppm	ppm	ppm	ppm
	MDL	0.1	0.1	0.05	0.005	1	0.5	0.5	0.01
1473078	Drill Core	24.7	0.3	0.05	<0.005	1	<0.5	<0.5	<0.01
1473079	Drill Core	21.2	0.4	<0.05	<0.005	<1	0.8	<0.5	<0.01
1473080	Drill Core	44.2	0.3	<0.05	<0.005	<1	<0.5	<0.5	<0.01
1473081	Drill Core	51.3	0.3	0.07	<0.005	<1	<0.5	<0.5	<0.01
1473082	Drill Core	26.3	0.4	0.06	<0.005	<1	0.8	<0.5	0.03
1473083	Drill Core	40.6	0.4	0.12	<0.005	<1	<0.5	<0.5	<0.01
1473084	Drill Core	38.1	0.3	0.08	<0.005	<1	<0.5	<0.5	0.01
1473085	Drill Core	39.1	0.3	0.06	<0.005	<1	<0.5	<0.5	<0.01
1473086	Drill Core	42.9	0.3	<0.05	<0.005	<1	<0.5	<0.5	<0.01
1473087	Drill Core	49.3	0.2	0.09	<0.005	<1	<0.5	<0.5	0.01

This report supersedes all previous preliminary and final reports with this file number dated prior to the date on this certificate. Signature indicates final approval; preliminary reports are unsigned and should be used for reference only.

BUREAU VERITAS
MINERAL LABORATORIES
Canada

www.bureauveritas.com/um

Bureau Veritas Commodities Canada Ltd.
9050 Shaughnessy St Vancouver British Columbia V6P 6E5 Canada
PHONE (604) 253-3158

Client: **Goldstrike Resources Ltd.**
1010 - 1130 West Pender St.
Vancouver British Columbia V6E 4A4 Canada

Project: LUC
Report Date: October 18, 2018

QUALITY CONTROL REPORT WHI18000523.1

	Method	WGHT	FA350	MA200	MA200	MA200	MA200	MA200	MA200	MA200	MA200	MA200	MA200	MA200	MA200	MA200	MA200	MA200	MA200	MA200	MA200
	Analyte	Wgt	Au	Mo	Cu	Pb	Zn	Ag	Ni	Co	Mn	Fe	As	U	Th	Sr	Cd	Sb	Bi	V	Ca
	Unit	kg	ppb	ppm	ppm	ppm	ppm	ppm	ppm	ppm	ppm	%	ppm	ppm	ppm	ppm	ppm	ppm	ppm	ppm	%
	MDL	0.01	2	0.1	0.1	0.1	1	0.1	0.1	0.2	1	0.01	1	0.1	0.1	1	0.1	0.1	0.1	1	0.01
Pulp Duplicates																					
1472981	Drill Core	4.73	5	2.3	17.2	7.9	117	<0.1	25.9	26.8	1166	6.14	9	1.3	3.2	291	0.3	1.4	<0.1	239	6.43
REP 1472981	QC																				
1472988	Drill Core	2.71	6	2.4	31.8	8.5	75	<0.1	32.9	16.5	733	3.33	11	0.6	2.5	285	0.2	4.4	<0.1	75	4.63
REP 1472988	QC			2.6	33.6	8.9	82	<0.1	34.6	17.2	732	3.42	12	0.7	2.7	308	0.2	4.8	<0.1	78	4.72
1473016	Drill Core	4.31	<2	1.4	38.4	6.3	47	<0.1	4.2	7.3	610	3.31	5	0.7	4.8	134	<0.1	0.5	<0.1	13	2.27
REP 1473016	QC																				
1473017	Drill Core	3.70	<2	1.5	54.9	12.2	46	0.1	5.8	8.3	493	3.38	3	0.7	4.5	148	<0.1	0.1	0.1	14	1.38
REP 1473017	QC		<2																		
1473023	Drill Core	5.26	<2	1.2	16.5	4.8	57	<0.1	2.6	6.5	598	3.48	4	1.2	6.4	133	<0.1	0.2	<0.1	18	1.75
REP 1473023	QC			1.1	15.3	4.8	55	<0.1	2.4	6.0	616	3.38	5	1.2	6.1	122	<0.1	0.2	<0.1	17	1.72
1473051	Rock Pulp	0.08	899	13.9	>10000	19.6	133	3.4	659.0	21.6	973	9.17	5	0.3	1.6	146	0.3	17.0	0.8	108	2.28
REP 1473051	QC																				
1473052	Drill Core	5.77	110	1.4	32.6	4.0	70	0.3	15.1	21.1	966	4.64	4	1.0	2.6	233	0.2	0.2	0.1	145	4.37
REP 1473052	QC		119																		
1473058	Drill Core	4.96	<2	0.6	46.4	8.9	77	<0.1	17.7	21.2	901	4.80	3	1.3	3.4	223	0.1	0.2	0.1	126	4.70
REP 1473058	QC			0.7	45.2	8.7	78	<0.1	16.8	19.9	856	4.52	4	1.2	3.1	215	0.1	0.2	0.1	120	4.46
1473083	Drill Core	4.19	8	2.1	154.8	4.5	76	0.2	12.0	19.1	1014	5.45	7	0.9	3.3	140	0.2	0.3	0.4	137	3.47
REP 1473083	QC		7																		
1473084	Drill Core	3.19	11	1.1	159.6	5.1	73	0.2	10.5	19.7	997	5.84	6	1.0	2.9	163	0.1	0.4	0.4	136	3.62
REP 1473084	QC																				
Core Reject Duplicates																					
1472961	Drill Core	0.56	<2	9.7	29.1	7.4	54	0.5	23.2	26.1	1110	6.51	11	1.1	1.2	222	<0.1	1.5	<0.1	306	4.52
DUP 1472961	QC		<2	9.2	27.3	7.4	52	0.5	22.2	24.8	1108	6.35	11	1.2	1.3	227	<0.1	1.5	<0.1	298	4.58
1472995	Drill Core	4.10	<2	3.1	24.1	5.3	77	<0.1	17.5	21.1	1033	5.15	6	0.6	2.1	209	0.2	0.4	<0.1	183	4.77
DUP 1472995	QC		<2	2.8	22.6	5.0	73	<0.1	16.5	19.9	935	5.12	6	0.6	2.2	210	0.1	0.4	<0.1	177	4.59
1473029	Drill Core	1.96	2	2.0	19.4	205.3	59	0.7	1.7	5.1	601	3.20	3	0.7	4.1	185	0.1	0.3	1.9	14	1.92
DUP 1473029	QC		<2	2.1	19.2	205.4	57	0.8	1.6	5.2	596	3.17	2	0.7	3.9	181	<0.1	0.3	2.0	14	1.93
1473063	Drill Core	5.92	7	0.8	25.1	18.5	51	<0.1	13.4	24.2	903	5.57	4	1.0	2.0	242	<0.1	0.2	0.2	212	4.56

This report supersedes all previous preliminary and final reports with this file number dated prior to the date on this certificate. Signature indicates final approval; preliminary reports are unsigned and should be used for reference only.

BUREAU VERITAS
MINERAL LABORATORIES
Canada

www.bureauveritas.com/um

Bureau Veritas Commodities Canada Ltd.
9050 Shaughnessy St Vancouver British Columbia V6P 6E5 Canada
PHONE (604) 253-3158

Client: **Goldstrike Resources Ltd.**
1010 - 1130 West Pender St.
Vancouver British Columbia V6E 4A4 Canada

Project: LUC
Report Date: October 18, 2018

QUALITY CONTROL REPORT WHI18000523.1

	Method	MA200	MA200	MA200	MA200	MA200	MA200	MA200	MA200	MA200	MA200	MA200	MA200	MA200	MA200	MA200	MA200	MA200	MA200	MA200	MA200
	Analyte	P	La	Cr	Mg	Ba	Ti	Al	Na	K	W	Zr	Ce	Sn	Y	Nb	Ta	Be	Sc	Li	S
	Unit	%	ppm	ppm	%	ppm	%	%	%	%	ppm	ppm	ppm	ppm	ppm	ppm	ppm	ppm	ppm	ppm	%
	MDL	0.001	0.1	1	0.01	1	0.001	0.01	0.001	0.01	0.1	0.1	1	0.1	0.1	0.1	0.1	1	1	0.1	0.1
Pulp Duplicates																					
1472981	Drill Core	0.080	16.5	71	1.63	286	0.483	7.19	1.649	1.87	1.4	8.9	32	1.6	18.7	4.1	0.3	1	33	11.7	<0.1
REP 1472981	QC																				
1472988	Drill Core	0.037	9.9	97	1.08	1737	0.215	6.37	2.200	0.97	1.5	4.0	18	1.7	12.1	3.7	0.2	<1	16	16.5	<0.1
REP 1472988	QC	0.042	9.7	100	1.11	1778	0.227	6.51	2.241	0.99	1.7	4.8	19	1.9	12.2	4.2	0.3	2	18	19.0	<0.1
1473016	Drill Core	0.032	12.2	6	0.53	573	0.224	6.25	2.045	0.96	0.1	7.7	25	1.0	19.7	6.7	0.5	<1	15	16.1	<0.1
REP 1473016	QC																				
1473017	Drill Core	0.033	11.1	5	0.36	553	0.223	6.14	2.342	1.19	0.2	6.5	24	0.9	16.6	6.6	0.4	<1	14	12.5	<0.1
REP 1473017	QC																				
1473023	Drill Core	0.034	16.2	6	0.34	499	0.221	6.76	2.729	1.09	0.2	9.8	31	1.1	24.6	7.0	0.5	<1	15	14.1	<0.1
REP 1473023	QC	0.035	16.2	6	0.32	465	0.215	6.44	2.695	1.06	0.1	9.4	30	1.3	22.2	6.9	0.4	1	14	12.8	<0.1
1473051	Rock Pulp	0.069	3.9	730	1.17	134	0.146	5.44	0.232	3.13	2.9	13.6	8	1.9	5.9	4.7	0.2	<1	8	8.9	1.3
REP 1473051	QC																				
1473052	Drill Core	0.062	10.7	48	2.09	585	0.371	7.91	2.393	1.38	1.1	5.6	22	1.0	16.9	4.8	0.3	<1	24	21.2	<0.1
REP 1473052	QC																				
1473058	Drill Core	0.054	12.3	64	2.07	1090	0.399	7.89	2.500	1.52	0.3	6.4	25	0.9	16.4	6.1	0.4	<1	23	16.1	0.1
REP 1473058	QC	0.053	12.0	61	1.98	1038	0.387	7.63	2.411	1.49	0.2	6.5	24	0.8	15.5	5.9	0.4	<1	22	15.4	0.1
1473083	Drill Core	0.054	8.1	35	1.60	367	0.286	7.50	2.047	1.80	1.8	8.0	18	1.2	12.0	2.2	0.2	1	25	20.2	0.1
REP 1473083	QC																				
1473084	Drill Core	0.052	8.3	21	1.62	418	0.306	7.57	2.135	1.84	2.4	7.1	19	1.0	11.6	3.1	0.2	<1	24	17.8	0.1
REP 1473084	QC																				
Core Reject Duplicates																					
1472961	Drill Core	0.094	8.3	74	1.00	557	0.899	7.60	2.549	1.35	4.4	7.5	19	2.0	23.2	3.3	0.2	<1	29	11.0	<0.1
DUP 1472961	QC	0.094	8.6	73	0.97	518	0.872	7.69	2.484	1.37	4.5	6.9	20	2.3	23.1	3.1	0.2	<1	31	11.7	<0.1
1472995	Drill Core	0.069	7.7	52	1.35	2082	0.473	7.37	1.601	1.50	0.4	6.0	17	1.4	14.8	5.6	0.3	<1	28	15.9	<0.1
DUP 1472995	QC	0.073	7.9	54	1.38	1573	0.464	7.34	1.599	1.58	0.4	5.9	15	1.3	14.8	5.4	0.3	<1	27	17.7	<0.1
1473029	Drill Core	0.031	12.6	4	0.36	616	0.189	6.12	2.596	1.10	0.4	8.0	25	0.6	18.3	5.8	0.4	<1	12	14.8	<0.1
DUP 1473029	QC	0.029	12.5	3	0.36	602	0.191	6.13	2.613	1.13	0.4	8.0	25	0.6	17.5	5.7	0.4	1	12	14.5	<0.1
1473063	Drill Core	0.053	8.7	25	2.13	420	0.487	7.46	2.375	0.98	0.7	5.2	18	1.5	16.3	3.6	0.2	<1	27	21.8	0.2

This report supersedes all previous preliminary and final reports with this file number dated prior to the date on this certificate. Signature indicates final approval; preliminary reports are unsigned and should be used for reference only.

BUREAU VERITAS
MINERAL LABORATORIES
Canada

www.bureauveritas.com/um

Bureau Veritas Commodities Canada Ltd.
9050 Shaughnessy St Vancouver British Columbia V6P 6E5 Canada
PHONE (604) 253-3158

Client: **Goldstrike Resources Ltd.**
1010 - 1130 West Pender St.
Vancouver British Columbia V6E 4A4 Canada

Project: LUC
Report Date: October 18, 2018

QUALITY CONTROL REPORT WHI18000523.1

	Method	MA200	MA200	MA200	MA200	MA200	MA200	MA200	AQ200
	Analyte	Rb	Hf	In	Re	Se	Te	Tl	Hg
	Unit	ppm	ppm	ppm	ppm	ppm	ppm	ppm	ppm
	MDL	0.1	0.1	0.05	0.005	1	0.5	0.5	0.01
Pulp Duplicates									
1472981	Drill Core	64.7	0.5	0.08	<0.005	<1	0.9	<0.5	<0.01
REP 1472981	QC								<0.01
1472988	Drill Core	35.3	0.3	<0.05	<0.005	<1	0.6	<0.5	0.11
REP 1472988	QC	37.1	0.2	0.06	<0.005	<1	0.6	<0.5	
1473016	Drill Core	29.4	0.3	0.08	<0.005	<1	<0.5	<0.5	<0.01
REP 1473016	QC								<0.01
1473017	Drill Core	34.7	0.3	0.06	<0.005	<1	<0.5	<0.5	<0.01
REP 1473017	QC								
1473023	Drill Core	33.4	0.4	0.07	<0.005	<1	<0.5	<0.5	<0.01
REP 1473023	QC	31.8	0.3	<0.05	<0.005	<1	<0.5	<0.5	
1473051	Rock Pulp	61.2	0.4	0.14	0.011	9	0.6	<0.5	1.37
REP 1473051	QC								1.48
1473052	Drill Core	38.1	0.3	0.06	<0.005	<1	0.6	<0.5	0.03
REP 1473052	QC								
1473058	Drill Core	43.9	0.4	0.07	<0.005	1	0.5	<0.5	<0.01
REP 1473058	QC	42.4	0.3	0.06	<0.005	<1	0.7	<0.5	
1473083	Drill Core	40.6	0.4	0.12	<0.005	<1	<0.5	<0.5	<0.01
REP 1473083	QC								
1473084	Drill Core	38.1	0.3	0.08	<0.005	<1	<0.5	<0.5	0.01
REP 1473084	QC								<0.01
Core Reject Duplicates									
1472961	Drill Core	45.5	0.5	0.06	<0.005	<1	<0.5	<0.5	<0.01
DUP 1472961	QC	49.6	0.5	0.08	<0.005	<1	<0.5	<0.5	<0.01
1472995	Drill Core	36.7	0.3	0.06	<0.005	<1	<0.5	<0.5	<0.01
DUP 1472995	QC	40.3	0.4	<0.05	<0.005	<1	<0.5	<0.5	<0.01
1473029	Drill Core	29.0	0.3	<0.05	<0.005	<1	<0.5	<0.5	<0.01
DUP 1473029	QC	28.3	0.3	0.09	<0.005	<1	<0.5	<0.5	<0.01
1473063	Drill Core	31.1	0.3	0.09	<0.005	<1	<0.5	<0.5	0.01

This report supersedes all previous preliminary and final reports with this file number dated prior to the date on this certificate. Signature indicates final approval; preliminary reports are unsigned and should be used for reference only.

BUREAU VERITAS
MINERAL LABORATORIES
Canada

www.bureauveritas.com/um

Bureau Veritas Commodities Canada Ltd.
9050 Shaughnessy St Vancouver British Columbia V6P 6E5 Canada
PHONE (604) 253-3158

Client: **Goldstrike Resources Ltd.**
1010 - 1130 West Pender St.
Vancouver British Columbia V6E 4A4 Canada

Project: LUC
Report Date: October 18, 2018

QUALITY CONTROL REPORT WHI18000523.1

		WGHT	FA350	MA200	MA200	MA200	MA200	MA200	MA200	MA200	MA200	MA200	MA200	MA200	MA200	MA200	MA200	MA200	MA200	MA200	MA200
		Wgt	Au	Mo	Cu	Pb	Zn	Ag	Ni	Co	Mn	Fe	As	U	Th	Sr	Cd	Sb	Bi	V	Ca
		kg	ppb	ppm	ppm	ppm	ppm	ppm	ppm	ppm	ppm	%	ppm	ppm	ppm	ppm	ppm	ppm	ppm	ppm	%
		0.01	2	0.1	0.1	0.1	1	0.1	0.1	0.2	1	0.01	1	0.1	0.1	1	0.1	0.1	0.1	1	0.01
DUP 1473063	QC		8	1.1	25.1	18.6	51	<0.1	13.5	23.7	930	5.57	4	1.0	2.0	250	<0.1	0.2	0.2	215	4.56
Reference Materials																					
STD DS11	Standard																				
STD DS11	Standard																				
STD DS11	Standard																				
STD DS11	Standard																				
STD OREAS25A-4A	Standard			2.2	36.4	23.5	47	<0.1	47.2	7.7	497	6.63	10	2.7	14.9	50	<0.1	0.7	0.5	152	0.31
STD OREAS25A-4A	Standard			2.5	34.1	24.1	44	<0.1	44.1	7.6	492	6.47	9	2.7	15.1	50	<0.1	0.6	0.4	146	0.30
STD OREAS25A-4A	Standard			2.8	34.4	25.2	41	<0.1	47.9	7.4	493	6.30	11	2.9	16.2	48	<0.1	0.6	0.3	158	0.28
STD OREAS25A-4A	Standard			2.3	33.4	26.0	40	<0.1	46.1	8.2	525	6.65	10	3.0	17.3	50	<0.1	0.5	0.3	161	0.31
STD OREAS45E	Standard			2.3	764.0	17.6	50	0.3	479.6	59.7	562	25.20	17	2.4	12.6	17	<0.1	1.2	0.4	325	0.06
STD OREAS45E	Standard			2.2	752.5	18.0	49	0.3	473.5	61.8	587	26.21	17	2.5	12.9	17	<0.1	1.1	0.4	321	0.07
STD OREAS45E	Standard			2.6	779.2	18.5	42	0.3	496.4	58.7	594	23.72	17	2.6	13.9	17	<0.1	1.0	0.3	332	0.07
STD OREAS45E	Standard			2.4	761.6	18.9	44	0.3	461.1	57.0	565	23.23	17	2.5	12.9	16	<0.1	1.0	0.3	321	0.06
STD OREAS45EA	Standard																				
STD OREAS45EA	Standard																				
STD OREAS45EA	Standard																				
STD OREAS45EA	Standard																				
STD OXC145	Standard		202																		
STD OXC145	Standard		203																		
STD OXC145	Standard		199																		
STD OXC145	Standard		207																		
STD OXC145	Standard		208																		
STD OXH139	Standard		1338																		
STD OXH139	Standard		1326																		
STD OXH139	Standard		1226																		
STD OXH139	Standard		1271																		
STD OREAS25A-4A Expected				2.55	33.9	25.2	44.4		45.8	8.2	470	6.6	9.94	2.94	15.8	48.5		0.67	0.35	157	0.309
STD OREAS45E Expected				2.4	780	18.2	46.7	0.311	454	57	570	24.12	16.3	2.41	12.9	15.9	0.06	1	0.28	322	0.065

This report supersedes all previous preliminary and final reports with this file number dated prior to the date on this certificate. Signature indicates final approval; preliminary reports are unsigned and should be used for reference only.

BUREAU VERITAS
MINERAL LABORATORIES
Canada

www.bureauveritas.com/um

Bureau Veritas Commodities Canada Ltd.
9050 Shaughnessy St Vancouver British Columbia V6P 6E5 Canada
PHONE (604) 253-3158

Client: **Goldstrike Resources Ltd.**
1010 - 1130 West Pender St.
Vancouver British Columbia V6E 4A4 Canada

Project: LUC
Report Date: October 18, 2018

QUALITY CONTROL REPORT WHI18000523.1

		MA200 P % 0.001	MA200 La ppm 0.1	MA200 Cr ppm 1	MA200 Mg % 0.01	MA200 Ba ppm 1	MA200 Ti % 0.001	MA200 Al % 0.01	MA200 Na % 0.001	MA200 K % 0.01	MA200 W ppm 0.1	MA200 Zr ppm 0.1	MA200 Ce ppm 1	MA200 Sn ppm 0.1	MA200 Y ppm 0.1	MA200 Nb ppm 0.1	MA200 Ta ppm 0.1	MA200 Be ppm 1	MA200 Sc ppm 1	MA200 Li ppm 0.1	MA200 S % 0.1
DUP 1473063	QC	0.055	8.7	25	2.17	440	0.487	7.58	2.398	1.04	0.6	5.4	19	1.4	16.2	3.8	0.2	<1	27	21.8	0.1
Reference Materials																					
STD DS11	Standard																				
STD DS11	Standard																				
STD DS11	Standard																				
STD DS11	Standard																				
STD OREAS25A-4A	Standard	0.048	21.3	110	0.31	144	0.959	8.97	0.141	0.49	2.0	151.7	47	4.2	11.0	20.5	1.4	<1	12	35.3	<0.1
STD OREAS25A-4A	Standard	0.049	20.8	117	0.31	152	0.923	9.12	0.137	0.50	2.0	149.4	47	4.0	10.3	19.1	1.4	<1	12	39.6	<0.1
STD OREAS25A-4A	Standard	0.048	22.2	113	0.32	148	0.912	8.87	0.118	0.48	1.7	144.8	46	3.9	10.8	18.8	1.3	<1	13	33.6	<0.1
STD OREAS25A-4A	Standard	0.052	24.0	116	0.35	155	0.962	9.14	0.125	0.50	1.8	153.1	50	3.9	11.2	19.9	1.5	<1	13	40.1	<0.1
STD OREAS45E	Standard	0.034	11.0	975	0.15	243	0.533	6.78	0.058	0.35	1.1	97.0	24	1.3	8.3	6.1	0.5	<1	88	6.5	<0.1
STD OREAS45E	Standard	0.031	11.2	1000	0.16	256	0.532	6.90	0.058	0.35	1.0	95.4	24	1.3	8.0	6.3	0.5	<1	92	7.3	<0.1
STD OREAS45E	Standard	0.034	11.4	1050	0.16	244	0.535	6.84	0.055	0.32	1.0	94.8	23	1.3	8.1	6.2	0.5	<1	92	5.5	<0.1
STD OREAS45E	Standard	0.032	8.7	979	0.16	247	0.542	6.57	0.054	0.34	1.1	95.6	20	1.3	6.9	6.2	0.5	<1	89	7.2	<0.1
STD OREAS45EA	Standard																				
STD OREAS45EA	Standard																				
STD OREAS45EA	Standard																				
STD OREAS45EA	Standard																				
STD OXC145	Standard																				
STD OXC145	Standard																				
STD OXC145	Standard																				
STD OXC145	Standard																				
STD OXC145	Standard																				
STD OXH139	Standard																				
STD OXH139	Standard																				
STD OXH139	Standard																				
STD OXH139	Standard																				
STD OREAS25A-4A Expected		0.048	21.8	115	0.327	147	0.977	8.87	0.134	0.482	2	155	48.9	4.06	10.5	20.9	1.5	0.93	13.7	36.7	0.047
STD OREAS45E Expected		0.034	11	979	0.156	252	0.559	6.78	0.059	0.324	1.07	97	23.5	1.32	8.28	6.8	0.54		93	6.58	0.046

This report supersedes all previous preliminary and final reports with this file number dated prior to the date on this certificate. Signature indicates final approval; preliminary reports are unsigned and should be used for reference only.

BUREAU VERITAS
MINERAL LABORATORIES
Canada

www.bureauveritas.com/um

Bureau Veritas Commodities Canada Ltd.
9050 Shaughnessy St Vancouver British Columbia V6P 6E5 Canada
PHONE (604) 253-3158

Client: **Goldstrike Resources Ltd.**
1010 - 1130 West Pender St.
Vancouver British Columbia V6E 4A4 Canada

Project: LUC
Report Date: October 18, 2018

QUALITY CONTROL REPORT WHI18000523.1

		MA200 Rb ppm 0.1	MA200 Hf ppm 0.1	MA200 In ppm 0.05	MA200 Re ppm 0.005	MA200 Se ppm 1	MA200 Te ppm 0.5	MA200 Tl ppm 0.5	AQ200 Hg ppm 0.01
DUP 1473063	QC	31.4	0.3	<0.05	<0.005	<1	<0.5	<0.5	<0.01
Reference Materials									
STD DS11	Standard								0.28
STD DS11	Standard								0.27
STD DS11	Standard								0.25
STD DS11	Standard								0.22
STD OREAS25A-4A	Standard	60.1	3.8	0.10	<0.005	3	<0.5	<0.5	
STD OREAS25A-4A	Standard	60.1	4.1	0.07	<0.005	3	<0.5	<0.5	
STD OREAS25A-4A	Standard	60.5	4.0	0.13	<0.005	2	<0.5	<0.5	
STD OREAS25A-4A	Standard	65.4	4.4	0.09	<0.005	3	<0.5	<0.5	
STD OREAS45E	Standard	20.9	2.8	0.10	<0.005	4	<0.5	<0.5	
STD OREAS45E	Standard	21.5	2.9	0.11	<0.005	3	<0.5	<0.5	
STD OREAS45E	Standard	22.2	2.8	0.10	<0.005	2	<0.5	<0.5	
STD OREAS45E	Standard	21.1	2.9	0.06	<0.005	2	<0.5	<0.5	
STD OREAS45EA	Standard								<0.01
STD OREAS45EA	Standard								<0.01
STD OREAS45EA	Standard								0.01
STD OREAS45EA	Standard								0.01
STD OXC145	Standard								
STD OXC145	Standard								
STD OXC145	Standard								
STD OXC145	Standard								
STD OXC145	Standard								
STD OXH139	Standard								
STD OXH139	Standard								
STD OXH139	Standard								
STD OXH139	Standard								
STD OREAS25A-4A Expected		61	4.28	0.09		2.5		0.35	
STD OREAS45E Expected		21.2	3.11	0.099		2.97	0.1	0.15	

This report supersedes all previous preliminary and final reports with this file number dated prior to the date on this certificate. Signature indicates final approval; preliminary reports are unsigned and should be used for reference only.

BUREAU VERITAS
MINERAL LABORATORIES
Canada

www.bureauveritas.com/um

Bureau Veritas Commodities Canada Ltd.
9050 Shaughnessy St Vancouver British Columbia V6P 6E5 Canada
PHONE (604) 253-3158

Client: **Goldstrike Resources Ltd.**
1010 - 1130 West Pender St.
Vancouver British Columbia V6E 4A4 Canada

Project: LUC
Report Date: October 18, 2018

QUALITY CONTROL REPORT WHI18000523.1

		WGHT	FA350	MA200	MA200	MA200	MA200	MA200	MA200	MA200	MA200	MA200	MA200	MA200	MA200	MA200	MA200	MA200	MA200	MA200	MA200
		Wgt	Au	Mo	Cu	Pb	Zn	Ag	Ni	Co	Mn	Fe	As	U	Th	Sr	Cd	Sb	Bi	V	Ca
		kg	ppb	ppm	ppm	ppm	ppm	ppm	ppm	ppm	ppm	%	ppm	ppm	ppm	ppm	ppm	ppm	ppm	ppm	%
		0.01	2	0.1	0.1	0.1	1	0.1	0.1	0.2	1	0.01	1	0.1	0.1	1	0.1	0.1	0.1	1	0.01
STD DS11 Expected																					
STD OXH139 Expected			1312																		
STD OXC145 Expected			212																		
BLK	Blank			<0.1	0.2	<0.1	<1	<0.1	<0.1	<0.2	1	<0.01	<1	<0.1	<0.1	<1	<0.1	<0.1	<0.1	<1	<0.01
BLK	Blank			<0.1	0.1	<0.1	<1	<0.1	0.1	<0.2	<1	<0.01	<1	<0.1	<0.1	<1	<0.1	<0.1	0.3	<1	<0.01
BLK	Blank			<0.1	<0.1	<0.1	<1	<0.1	<0.1	<0.2	<1	<0.01	<1	<0.1	<0.1	<1	<0.1	<0.1	<0.1	<1	<0.01
BLK	Blank		<2																		
BLK	Blank		<2																		
BLK	Blank			<0.1	0.2	<0.1	<1	<0.1	<0.1	<0.2	3	<0.01	<1	<0.1	<0.1	<1	<0.1	<0.1	<0.1	<1	<0.01
BLK	Blank																				
BLK	Blank		<2																		
BLK	Blank		2																		
BLK	Blank																				
BLK	Blank																				
BLK	Blank																				
BLK	Blank		<2																		
BLK	Blank		<2																		
BLK	Blank		<2																		
BLK	Blank		<2																		
BLK	Blank		<2																		
Prep Wash																					
ROCK-WHI	Prep Blank		<2	1.1	6.1	2.9	50	<0.1	1.3	4.4	718	2.12	3	1.3	3.3	225	0.1	0.2	<0.1	38	1.52
ROCK-WHI	Prep Blank		<2	1.2	4.2	3.4	38	<0.1	0.7	4.6	700	2.10	2	1.3	3.1	221	<0.1	0.1	<0.1	36	1.45

This report supersedes all previous preliminary and final reports with this file number dated prior to the date on this certificate. Signature indicates final approval; preliminary reports are unsigned and should be used for reference only.

BUREAU VERITAS
MINERAL LABORATORIES
Canada

www.bureauveritas.com/um

Bureau Veritas Commodities Canada Ltd.
9050 Shaughnessy St Vancouver British Columbia V6P 6E5 Canada
PHONE (604) 253-3158

Client: **Goldstrike Resources Ltd.**
1010 - 1130 West Pender St.
Vancouver British Columbia V6E 4A4 Canada

Project: LUC
Report Date: October 18, 2018

QUALITY CONTROL REPORT WHI18000523.1

		MA200 P	MA200 La	MA200 Cr	MA200 Mg	MA200 Ba	MA200 Ti	MA200 Al	MA200 Na	MA200 K	MA200 W	MA200 Zr	MA200 Ce	MA200 Sn	MA200 Y	MA200 Nb	MA200 Ta	MA200 Be	MA200 Sc	MA200 Li	MA200 S
		%	ppm	ppm	%	ppm	%	%	%	%	ppm	ppm	ppm	ppm	ppm	ppm	ppm	ppm	ppm	ppm	%
		0.001	0.1	1	0.01	1	0.001	0.01	0.001	0.01	0.1	0.1	1	0.1	0.1	0.1	0.1	1	1	0.1	0.1
STD DS11 Expected																					
STD OXH139 Expected																					
STD OXC145 Expected																					
BLK	Blank	<0.001	<0.1	<1	<0.01	<1	<0.001	<0.01	<0.001	<0.01	<0.1	<0.1	<1	<0.1	<0.1	<0.1	<0.1	<1	<1	0.1	<0.1
BLK	Blank	<0.001	<0.1	<1	<0.01	<1	<0.001	<0.01	0.005	<0.01	<0.1	<0.1	<1	<0.1	<0.1	<0.1	<0.1	<1	<1	<0.1	<0.1
BLK	Blank	<0.001	<0.1	<1	<0.01	<1	<0.001	<0.01	<0.001	<0.01	<0.1	<0.1	<1	<0.1	<0.1	<0.1	<0.1	<1	<1	0.1	<0.1
BLK	Blank																				
BLK	Blank																				
BLK	Blank	<0.001	<0.1	<1	<0.01	<1	0.001	<0.01	<0.001	<0.01	<0.1	<0.1	<1	<0.1	<0.1	<0.1	<0.1	<1	<1	<0.1	<0.1
BLK	Blank																				
BLK	Blank																				
BLK	Blank																				
BLK	Blank																				
BLK	Blank																				
BLK	Blank																				
BLK	Blank																				
BLK	Blank																				
BLK	Blank																				
BLK	Blank																				
BLK	Blank																				
Prep Wash																					
ROCK-WHI	Prep Blank	0.039	13.9	3	0.53	975	0.228	6.70	3.404	1.77	0.3	53.4	26	0.9	16.1	5.6	0.4	1	7	2.6	<0.1
ROCK-WHI	Prep Blank	0.045	14.4	2	0.51	874	0.234	6.65	3.526	1.83	0.3	55.6	28	0.9	16.0	6.0	0.4	1	7	2.7	<0.1

This report supersedes all previous preliminary and final reports with this file number dated prior to the date on this certificate. Signature indicates final approval; preliminary reports are unsigned and should be used for reference only.

BUREAU VERITAS
MINERAL LABORATORIES
Canada

www.bureauveritas.com/um

Bureau Veritas Commodities Canada Ltd.

9050 Shaughnessy St Vancouver British Columbia V6P 6E5 Canada
PHONE (604) 253-3158

Client: **Goldstrike Resources Ltd.**
1010 - 1130 West Pender St.
Vancouver British Columbia V6E 4A4 Canada

Project: LUC
Report Date: October 18, 2018

QUALITY CONTROL REPORT WHI18000523.1

		MA200 Rb ppm 0.1	MA200 Hf ppm 0.1	MA200 In ppm 0.05	MA200 Re ppm 0.005	MA200 Se ppm 1	MA200 Te ppm 0.5	MA200 Tl ppm 0.5	AQ200 Hg ppm 0.01
STD DS11 Expected									0.26
STD OXH139 Expected									
STD OXC145 Expected									
BLK	Blank	0.2	<0.1	<0.05	<0.005	<1	<0.5	<0.5	
BLK	Blank	0.3	<0.1	<0.05	<0.005	1	<0.5	<0.5	
BLK	Blank	0.3	<0.1	<0.05	<0.005	2	<0.5	<0.5	
BLK	Blank								
BLK	Blank								
BLK	Blank	0.2	<0.1	<0.05	<0.005	<1	<0.5	<0.5	
BLK	Blank								<0.01
BLK	Blank								
BLK	Blank								
BLK	Blank								<0.01
BLK	Blank								<0.01
BLK	Blank								<0.01
BLK	Blank								
BLK	Blank								
BLK	Blank								
BLK	Blank								
BLK	Blank								
Prep Wash									
ROCK-WHI	Prep Blank	41.6	1.8	<0.05	<0.005	<1	<0.5	<0.5	0.01
ROCK-WHI	Prep Blank	39.2	1.8	<0.05	<0.005	<1	<0.5	<0.5	<0.01

This report supersedes all previous preliminary and final reports with this file number dated prior to the date on this certificate. Signature indicates final approval; preliminary reports are unsigned and should be used for reference only.

DDLS-18-10 Assay Certificates WHI18000583.1, WHI18000584.1, and WHI18000585.1

BUREAU VERITAS
MINERAL LABORATORIES
Canada

www.bureauveritas.com/um

Bureau Veritas Commodities Canada Ltd.
9050 Shaughnessy St Vancouver British Columbia V6P 6E5 Canada
PHONE (604) 253-3158

Client: **Goldstrike Resources Ltd.**
1010 - 1130 West Pender St.
Vancouver British Columbia V6E 4A4 Canada

Submitted By: Dan Ferraro
Receiving Lab: Canada-Whitehorse
Received: August 07, 2018
Report Date: October 18, 2018
Page: 1 of 3

CERTIFICATE OF ANALYSIS WHI18000583.1

CLIENT JOB INFORMATION

Project: LUC
Shipment ID: DDLS-18-10
P.O. Number
Number of Samples: 50

SAMPLE DISPOSAL

STOR-PLP Store After 90 days Invoice for Storage
STOR-RJT Store After 60 days Invoice for Storage

Bureau Veritas does not accept responsibility for samples left at the laboratory after 90 days without prior written instructions for sample storage or return.

SAMPLE PREPARATION AND ANALYTICAL PROCEDURES

Procedure Code	Number of Samples	Code Description	Test Wgt (g)	Report Status	Lab
PRP70-250	46	Crush, split and pulverize 250 g rock to 200 mesh			WHI
SLBHP	4	Sort, label and box pulps			WHI
FA350-Au	50	50g Fire assay fusion Au by ICP-ES	50	Completed	VAN
EN002	50	Environmental disposal charge-Fire assay lead waste			VAN
MA200	50	4 Acid digestion ICP-MS analysis	0.25	Completed	VAN
AQ200-HG	50	Hg by AR digestion ICP-MS analysis	0.5	Completed	VAN
SHP01	50	Per sample shipping charges for branch shipments			VAN

ADDITIONAL COMMENTS

Invoice To: Luckystrike Resources Ltd.
1010 – 1130 West Pender Street
Vancouver British Columbia V6E 4A4
Canada

CC: Daithi Mac Gerailt

BRITISH COLUMBIA CERTIFIED ASSAYER
Marcus Lau
MARCUS LAU
Production Manager

This report supersedes all previous preliminary and final reports with this file number dated prior to the date on this certificate. Signature indicates final approval; preliminary reports are unsigned and should be used for reference only.
All results are considered the confidential property of the client. Bureau Veritas assumes the liabilities for actual cost of analysis only. Results apply to samples as submitted.
"*" asterisk indicates that an analytical result could not be provided due to unusually high levels of interference from other elements.

BUREAU VERITAS
MINERAL LABORATORIES
Canada

www.bureauveritas.com/um

Bureau Veritas Commodities Canada Ltd.

9050 Shaughnessy St Vancouver British Columbia V6P 6E5 Canada
PHONE (604) 253-3158

Client: **Goldstrike Resources Ltd.**
1010 - 1130 West Pender St.
Vancouver British Columbia V6E 4A4 Canada

Project: LUC
Report Date: October 18, 2018

CERTIFICATE OF ANALYSIS WHI18000583.1

	Method	WGHT	FA350	MA200	MA200	MA200	MA200	MA200	MA200	MA200	MA200	MA200	MA200	MA200	MA200	MA200	MA200	MA200	MA200	MA200	MA200
	Analyte	Wgt	Au	Mo	Cu	Pb	Zn	Ag	Ni	Co	Mn	Fe	As	U	Th	Sr	Cd	Sb	Bi	V	Ca
	Unit	kg	ppb	ppm	ppm	ppm	ppm	ppm	ppm	ppm	ppm	%	ppm	ppm	ppm	ppm	ppm	ppm	ppm	ppm	%
	MDL	0.01	2	0.1	0.1	0.1	1	0.1	0.1	0.2	1	0.01	1	0.1	0.1	1	0.1	0.1	0.1	1	0.01
1473088	Drill Core	4.12	3	1.7	2.5	10.4	105	0.3	6.9	12.5	915	4.43	7	0.9	3.5	262	<0.1	1.3	<0.1	96	2.49
1473089	Drill Core	4.83	2	0.3	3.0	10.2	73	<0.1	3.2	8.3	708	4.27	9	1.2	5.8	252	0.1	0.8	<0.1	58	2.42
1473090	Drill Core	4.60	2	12.3	36.5	9.2	213	0.4	40.5	3.7	343	1.29	19	2.6	3.0	267	10.9	0.5	0.1	333	16.55
1473091	Drill Core	6.37	3	21.1	47.5	12.1	406	0.4	87.7	5.0	280	1.66	26	4.6	4.4	294	10.6	0.3	0.3	527	10.05
1473092	Drill Core	4.38	5	8.3	30.9	13.0	259	0.3	81.0	6.3	313	1.32	19	3.6	3.3	360	8.1	0.3	0.1	292	16.44
1473093	Drill Core	5.11	<2	2.2	11.2	4.1	89	0.2	15.7	4.3	371	1.18	16	1.5	1.9	363	1.4	0.4	<0.1	57	28.48
1473094	Drill Core	3.63	2	2.4	3.3	4.8	60	0.1	11.5	8.5	610	1.93	4	2.1	2.1	373	0.5	0.3	<0.1	59	27.05
1473095	Drill Core	2.69	<2	0.9	14.7	6.5	92	0.1	19.3	17.5	610	4.91	18	1.6	4.2	267	<0.1	1.2	<0.1	154	5.77
1473096	Drill Core	4.93	2	0.7	15.7	5.8	75	0.1	9.8	16.5	685	4.22	10	1.5	3.7	231	0.2	1.1	<0.1	126	5.58
1473097	Drill Core	4.53	11	2.8	18.1	14.2	60	0.2	10.9	13.2	549	2.70	17	3.2	11.6	460	0.2	2.7	0.1	68	3.57
1473098	Drill Core	2.70	265	6.8	89.5	304.2	198	0.4	16.7	15.7	955	3.23	48	2.6	4.3	1173	5.8	10.0	<0.1	100	5.55
1473099	Drill Core	4.27	1653	20.7	121.8	288.3	178	1.1	17.9	12.5	459	3.91	66	2.5	1.1	255	2.0	2.3	<0.1	18	0.07
1473100	Rock Pulp	0.06	<2	3.6	24.6	4.3	42	0.5	22.7	11.9	495	2.54	5	0.8	2.0	245	0.3	0.9	<0.1	87	1.77
1473101	Rock Pulp	0.06	229	195.8	1903.3	42.4	269	0.6	37.7	15.0	776	4.23	16	0.7	1.9	282	0.9	1.8	0.3	126	2.52
1473102	Drill Core	5.27	1518	19.3	6.9	15.5	98	0.9	16.3	14.2	897	5.11	12	1.4	1.7	411	0.4	2.3	<0.1	38	0.43
1473103	Drill Core	4.00	2081	4.2	2.2	5.1	60	0.8	9.3	7.7	615	3.66	7	0.7	1.7	124	<0.1	3.5	<0.1	28	0.94
1473104	Drill Core	3.41	955	6.9	2.6	4.8	64	0.5	8.0	6.6	693	3.67	6	0.7	1.3	150	<0.1	2.4	<0.1	34	0.46
1473105	Drill Core	4.35	1387	4.6	4.2	6.0	85	2.2	11.6	11.7	785	4.73	6	1.0	2.0	158	0.4	2.2	<0.1	49	0.45
1473106	Drill Core	5.28	2420	6.9	4.2	9.3	64	0.9	10.2	12.7	697	4.20	8	1.4	2.7	459	0.1	4.0	<0.1	44	0.22
1473107	Drill Core	4.50	912	15.0	1.5	4.3	64	0.2	6.8	8.8	821	3.71	5	0.7	3.0	135	0.3	4.1	<0.1	36	2.63
1473108	Drill Core	4.57	161	6.5	16.3	8.4	75	0.2	10.1	13.3	853	4.19	16	0.7	3.0	277	0.2	28.3	0.1	107	3.67
1473109	Drill Core	3.79	125	2.5	11.1	7.2	68	0.1	7.5	13.5	692	3.73	14	0.4	2.4	354	0.2	7.4	0.2	76	1.54
1473110	Drill Core	4.46	171	1.8	23.1	7.1	64	0.3	7.1	20.8	863	4.07	7	0.4	2.1	310	0.2	3.7	<0.1	84	2.27
1473111	Drill Core	4.56	141	1.6	9.8	5.1	29	0.2	3.2	7.7	286	1.86	6	0.2	1.9	223	<0.1	3.7	<0.1	27	1.27
1473112	Drill Core	4.30	82	6.9	20.2	6.1	79	0.1	5.6	13.1	538	4.03	8	0.4	2.5	261	0.2	11.2	0.1	85	2.36
1473113	Drill Core	3.49	391	22.4	22.8	5.7	34	0.4	3.4	8.6	269	2.71	8	0.7	2.8	207	0.2	5.7	<0.1	26	0.23
1473114	Drill Core	3.45	1012	13.5	14.5	4.0	28	0.5	4.0	10.6	424	2.69	12	0.8	2.0	175	0.2	9.2	<0.1	22	0.11
1473115	Drill Core	4.17	637	2.7	12.1	5.4	61	0.7	6.4	16.0	732	4.69	11	0.4	1.5	171	0.1	17.2	0.2	131	4.17
1473116	Drill Core	4.72	55	1.1	32.1	5.9	72	0.1	9.3	18.0	834	4.59	8	0.5	1.5	208	0.1	5.4	0.2	174	4.40
1473117	Drill Core	4.74	25	1.8	41.7	6.8	80	0.1	11.5	20.2	1075	5.31	6	0.3	1.0	218	0.4	3.7	<0.1	201	5.64

This report supersedes all previous preliminary and final reports with this file number dated prior to the date on this certificate. Signature indicates final approval; preliminary reports are unsigned and should be used for reference only.

BUREAU VERITAS
MINERAL LABORATORIES
Canada

www.bureauveritas.com/um

Bureau Veritas Commodities Canada Ltd.

9050 Shaughnessy St Vancouver British Columbia V6P 6E5 Canada
PHONE (604) 253-3158

Client: **Goldstrike Resources Ltd.**
1010 - 1130 West Pender St.
Vancouver British Columbia V6E 4A4 Canada

Project: LUC
Report Date: October 18, 2018

CERTIFICATE OF ANALYSIS WHI18000583.1

	Method	MA200	MA200	MA200	MA200	MA200	MA200	MA200	MA200	MA200	MA200	MA200	MA200	MA200	MA200	MA200	MA200	MA200	MA200	MA200	MA200
	Analyte	P	La	Cr	Mg	Ba	Ti	Al	Na	K	W	Zr	Ce	Sn	Y	Nb	Ta	Be	Sc	Li	S
	Unit	%	ppm	ppm	%	ppm	%	%	%	%	ppm	ppm	ppm	ppm	ppm	ppm	ppm	ppm	ppm	ppm	%
	MDL	0.001	0.1	1	0.01	1	0.001	0.01	0.001	0.01	0.1	0.1	1	0.1	0.1	0.1	0.1	1	1	0.1	0.1
1473088	Drill Core	0.083	15.2	9	0.86	1880	0.458	7.39	2.274	2.54	2.6	18.4	31	1.5	18.7	8.1	0.4	2	19	13.1	<0.1
1473089	Drill Core	0.126	20.6	5	0.72	1092	0.496	7.52	4.118	1.89	0.8	31.3	39	1.1	26.4	11.2	0.6	1	18	9.7	<0.1
1473090	Drill Core	0.549	16.5	132	1.93	529	0.158	3.00	0.169	0.78	0.9	19.5	22	0.6	21.6	3.5	0.2	1	6	13.2	<0.1
1473091	Drill Core	1.242	18.9	299	0.27	1741	0.153	3.27	0.033	1.18	1.3	14.6	24	0.8	27.6	1.2	<0.1	1	8	11.6	<0.1
1473092	Drill Core	1.025	16.2	265	0.23	743	0.144	2.55	0.016	0.97	0.8	8.3	18	0.8	25.8	2.1	<0.1	1	6	5.9	<0.1
1473093	Drill Core	0.105	11.2	15	1.02	662	0.123	2.34	0.103	0.69	0.2	7.2	16	0.3	10.7	4.3	0.3	<1	4	6.1	<0.1
1473094	Drill Core	0.062	12.3	16	1.15	537	0.159	2.69	0.015	0.74	0.1	7.5	20	0.4	9.1	4.8	0.2	<1	4	8.0	<0.1
1473095	Drill Core	0.156	14.6	26	0.40	2564	0.468	8.18	1.824	1.55	0.4	8.4	29	1.2	9.9	9.4	0.5	2	15	19.4	<0.1
1473096	Drill Core	0.119	14.3	19	0.39	2662	0.459	7.62	1.615	1.82	0.5	8.8	29	1.5	10.1	9.1	0.5	2	13	16.8	<0.1
1473097	Drill Core	0.052	23.0	20	0.36	1878	0.235	6.33	0.086	2.67	2.2	35.2	43	1.7	10.8	8.8	0.6	2	9	10.3	<0.1
1473098	Drill Core	0.077	18.4	27	0.22	648	0.224	5.70	0.024	1.63	4.4	18.9	34	1.0	11.5	4.1	0.3	2	11	21.1	<0.1
1473099	Drill Core	0.024	6.3	14	0.04	219	0.078	5.06	0.013	0.16	4.0	4.1	12	0.3	3.0	0.9	<0.1	<1	6	39.3	<0.1
1473100	Rock Pulp	0.051	8.8	32	0.80	478	0.281	5.14	2.180	0.85	26.0	36.2	17	0.8	13.4	3.5	0.2	<1	10	14.1	<0.1
1473101	Rock Pulp	0.059	9.4	56	1.33	584	0.375	6.42	2.412	0.92	9.0	29.4	20	1.9	15.1	4.2	0.3	<1	15	16.6	0.3
1473102	Drill Core	0.060	9.5	9	0.09	221	0.217	6.52	0.031	1.41	10.1	6.6	20	0.8	4.7	2.5	0.1	<1	14	41.7	<0.1
1473103	Drill Core	0.039	7.2	3	0.06	337	0.183	7.01	0.065	1.34	9.9	7.6	14	0.5	3.5	2.1	0.1	<1	9	46.2	<0.1
1473104	Drill Core	0.032	6.6	3	0.06	281	0.185	7.12	0.049	1.50	10.3	7.7	14	0.5	3.6	2.1	0.2	<1	12	45.8	<0.1
1473105	Drill Core	0.045	10.4	9	0.08	274	0.233	7.39	0.041	1.68	10.0	7.6	22	0.5	4.4	2.7	0.2	<1	15	41.1	<0.1
1473106	Drill Core	0.053	11.4	6	0.08	191	0.224	7.56	0.048	1.98	14.5	9.7	23	0.8	4.1	2.8	0.2	<1	11	42.4	<0.1
1473107	Drill Core	0.030	10.0	13	0.12	273	0.106	7.35	0.208	0.90	10.2	8.2	22	0.5	3.7	2.4	0.2	<1	14	39.2	<0.1
1473108	Drill Core	0.044	12.2	15	0.24	660	0.240	6.70	0.263	0.84	6.2	8.8	26	1.1	7.1	2.3	0.1	<1	17	40.4	<0.1
1473109	Drill Core	0.035	11.6	7	0.15	393	0.149	5.38	0.145	1.01	5.5	7.3	27	0.8	4.9	1.6	<0.1	1	11	29.7	<0.1
1473110	Drill Core	0.040	8.7	8	0.18	303	0.158	6.68	2.567	0.74	3.4	6.2	21	1.5	6.5	1.9	0.1	<1	13	16.1	<0.1
1473111	Drill Core	0.020	8.0	2	0.11	384	0.099	6.69	2.524	0.75	2.7	6.1	20	0.9	4.9	1.7	0.1	<1	5	18.1	<0.1
1473112	Drill Core	0.025	11.9	11	0.18	2389	0.115	6.06	1.792	0.83	6.9	8.0	28	0.6	5.4	1.3	<0.1	<1	13	20.7	<0.1
1473113	Drill Core	0.016	12.4	3	0.09	435	0.088	6.06	2.961	0.35	4.0	9.7	29	0.5	6.0	1.6	0.1	<1	7	13.2	<0.1
1473114	Drill Core	0.019	9.9	2	0.08	233	0.087	6.00	0.511	0.58	4.4	5.6	22	0.7	5.1	2.3	0.2	<1	7	36.6	<0.1
1473115	Drill Core	0.039	6.9	8	0.25	335	0.181	6.90	0.671	0.78	4.7	5.0	16	0.6	7.2	1.5	<0.1	<1	16	32.5	<0.1
1473116	Drill Core	0.045	5.6	21	0.69	919	0.273	7.89	0.285	1.92	3.4	3.8	13	0.8	8.1	2.2	0.2	1	25	23.3	<0.1
1473117	Drill Core	0.042	4.1	24	1.89	643	0.288	7.99	0.696	1.91	4.5	3.6	11	0.6	8.5	1.5	<0.1	<1	28	20.6	<0.1

This report supersedes all previous preliminary and final reports with this file number dated prior to the date on this certificate. Signature indicates final approval; preliminary reports are unsigned and should be used for reference only.

BUREAU VERITAS
MINERAL LABORATORIES
Canada

www.bureauveritas.com/um

Bureau Veritas Commodities Canada Ltd.

9050 Shaughnessy St Vancouver British Columbia V6P 6E5 Canada
PHONE (604) 253-3158

Client: **Goldstrike Resources Ltd.**
1010 - 1130 West Pender St.
Vancouver British Columbia V6E 4A4 Canada

Project: LUC
Report Date: October 18, 2018

CERTIFICATE OF ANALYSIS WHI18000583.1

	Method	MA200	MA200	MA200	MA200	MA200	MA200	MA200	AQ200
	Analyte	Rb	Hf	In	Re	Se	Te	Tl	Hg
	Unit	ppm	ppm	ppm	ppm	ppm	ppm	ppm	ppm
	MDL	0.1	0.1	0.05	0.005	1	0.5	0.5	0.01
1473088	Drill Core	82.6	0.5	<0.05	<0.005	<1	<0.5	0.5	<0.01
1473089	Drill Core	52.5	0.8	<0.05	<0.005	<1	<0.5	<0.5	<0.01
1473090	Drill Core	34.7	0.5	<0.05	<0.005	4	1.6	<0.5	0.16
1473091	Drill Core	48.5	0.3	<0.05	<0.005	6	1.1	0.5	0.39
1473092	Drill Core	38.6	<0.1	<0.05	<0.005	4	2.7	<0.5	0.43
1473093	Drill Core	27.5	0.3	<0.05	<0.005	3	1.9	<0.5	0.06
1473094	Drill Core	24.8	0.3	<0.05	<0.005	3	3.2	<0.5	0.04
1473095	Drill Core	47.0	0.4	0.06	<0.005	4	0.6	0.6	0.03
1473096	Drill Core	63.5	0.4	<0.05	<0.005	1	<0.5	0.6	0.05
1473097	Drill Core	99.5	1.0	<0.05	<0.005	<1	<0.5	0.7	0.19
1473098	Drill Core	52.6	0.6	<0.05	<0.005	<1	<0.5	<0.5	0.39
1473099	Drill Core	4.4	0.2	<0.05	<0.005	1	<0.5	<0.5	0.38
1473100	Rock Pulp	22.5	1.0	<0.05	<0.005	<1	<0.5	<0.5	0.02
1473101	Rock Pulp	21.4	0.9	0.09	0.101	<1	<0.5	<0.5	0.09
1473102	Drill Core	16.2	0.3	<0.05	<0.005	1	<0.5	<0.5	0.23
1473103	Drill Core	13.3	0.2	<0.05	<0.005	<1	<0.5	<0.5	0.18
1473104	Drill Core	15.8	0.2	<0.05	<0.005	1	<0.5	<0.5	0.23
1473105	Drill Core	17.6	0.3	<0.05	<0.005	<1	<0.5	<0.5	0.20
1473106	Drill Core	19.4	0.3	<0.05	<0.005	1	<0.5	<0.5	0.34
1473107	Drill Core	6.8	0.3	0.05	<0.005	<1	<0.5	<0.5	0.23
1473108	Drill Core	21.9	0.3	0.06	<0.005	<1	<0.5	<0.5	0.21
1473109	Drill Core	20.3	0.2	0.06	<0.005	<1	<0.5	<0.5	0.16
1473110	Drill Core	12.5	0.2	<0.05	<0.005	<1	<0.5	<0.5	0.27
1473111	Drill Core	12.0	0.2	<0.05	<0.005	<1	<0.5	<0.5	0.17
1473112	Drill Core	13.8	0.2	0.06	<0.005	1	<0.5	<0.5	0.23
1473113	Drill Core	4.8	0.3	<0.05	<0.005	<1	<0.5	<0.5	0.73
1473114	Drill Core	8.2	0.2	<0.05	<0.005	<1	<0.5	<0.5	0.53
1473115	Drill Core	16.3	0.2	0.07	<0.005	<1	<0.5	<0.5	0.17
1473116	Drill Core	43.2	0.3	0.06	0.009	1	<0.5	<0.5	0.10
1473117	Drill Core	33.5	0.3	0.07	<0.005	<1	<0.5	<0.5	0.06

This report supersedes all previous preliminary and final reports with this file number dated prior to the date on this certificate. Signature indicates final approval; preliminary reports are unsigned and should be used for reference only.

BUREAU VERITAS
MINERAL LABORATORIES
Canada

www.bureauveritas.com/um

Bureau Veritas Commodities Canada Ltd.

9050 Shaughnessy St Vancouver British Columbia V6P 6E5 Canada
PHONE (604) 253-3158

Client: **Goldstrike Resources Ltd.**
1010 - 1130 West Pender St.
Vancouver British Columbia V6E 4A4 Canada

Project: LUC
Report Date: October 18, 2018

CERTIFICATE OF ANALYSIS WHI18000583.1

	Method	WGHT	FA350	MA200	MA200	MA200	MA200	MA200	MA200	MA200	MA200	MA200	MA200	MA200	MA200	MA200	MA200	MA200	MA200	MA200	MA200
	Analyte	Wgt	Au	Mo	Cu	Pb	Zn	Ag	Ni	Co	Mn	Fe	As	U	Th	Sr	Cd	Sb	Bi	V	Ca
	Unit	kg	ppb	ppm	ppm	ppm	ppm	ppm	ppm	ppm	ppm	%	ppm	ppm	ppm	ppm	ppm	ppm	ppm	ppm	%
	MDL	0.01	2	0.1	0.1	0.1	1	0.1	0.1	0.2	1	0.01	1	0.1	0.1	1	0.1	0.1	0.1	1	0.01
1473118	Drill Core	5.21	55	1.4	18.2	13.9	63	<0.1	9.3	20.1	788	3.79	82	0.9	1.4	421	<0.1	3.7	0.2	121	3.56
1473119	Drill Core	4.36	4	0.6	38.7	33.4	74	0.3	12.7	21.3	919	5.09	8	0.5	1.1	207	<0.1	1.5	1.1	188	2.92
1473120	Drill Core	5.49	28	0.5	40.4	10.4	66	0.1	9.1	19.5	1076	5.03	12	0.4	1.6	231	0.1	1.3	0.2	151	2.97
1473121	Drill Core	5.18	7	0.5	18.2	6.8	63	<0.1	5.5	13.8	771	4.50	7	0.3	1.6	243	<0.1	1.2	0.2	127	2.56
1473122	Drill Core	4.51	14	0.5	13.8	7.2	47	<0.1	4.8	10.7	588	3.97	6	0.2	1.3	267	<0.1	0.8	0.1	105	2.31
1473123	Drill Core	4.96	6	0.7	23.8	6.3	61	<0.1	6.6	15.2	758	4.63	5	0.3	1.5	250	<0.1	0.6	0.2	153	2.92
1473124	Drill Core	4.36	44	0.6	31.8	5.7	81	<0.1	13.7	24.6	1259	5.68	6	0.3	1.2	185	<0.1	0.6	0.2	212	4.36
1473125	Rock Pulp	0.06	2	3.0	23.8	4.3	46	0.4	23.4	11.7	507	2.68	5	0.8	1.9	254	<0.1	0.9	<0.1	91	1.87
1473126	Rock Pulp	0.06	6669	1.4	14.5	21.2	67	0.3	13.1	1.7	899	0.54	4040	2.6	2.0	200	0.3	35.8	0.4	23	25.95
1473127	Drill Core	4.70	3	0.8	48.7	5.7	73	<0.1	13.6	22.1	895	5.39	5	0.3	1.1	172	<0.1	0.6	<0.1	227	2.55
1473128	Drill Core	5.20	17	0.4	37.2	8.0	67	0.1	11.2	16.4	801	4.30	5	0.4	0.9	185	<0.1	0.6	0.2	195	2.45
1473129	Drill Core	4.92	25	0.2	50.1	6.2	81	<0.1	14.6	24.9	1172	5.67	5	0.3	0.9	181	0.1	0.7	<0.1	223	3.47
1473130	Drill Core	4.91	16	0.9	46.5	6.7	76	<0.1	12.4	20.6	943	5.19	4	0.3	0.8	187	<0.1	0.5	<0.1	198	2.52
1473131	Drill Core	4.69	13	0.3	48.6	6.7	77	<0.1	12.7	20.0	828	5.33	6	0.3	0.9	187	0.1	1.3	<0.1	224	2.49
1473132	Drill Core	4.94	483	1.5	33.6	10.5	82	<0.1	16.9	26.2	1198	5.90	57	1.1	1.0	172	0.2	1.1	<0.1	206	4.23
1473133	Drill Core	5.07	9	0.9	65.4	9.2	48	0.2	8.6	18.0	481	4.00	44	1.2	2.6	227	<0.1	1.2	0.1	111	0.93
1473134	Drill Core	4.78	37	1.0	11.4	6.1	55	<0.1	4.7	13.7	674	4.21	13	0.7	2.3	144	<0.1	0.8	<0.1	129	0.80
1473135	Drill Core	5.34	57	0.9	10.5	6.5	50	<0.1	4.0	11.2	558	3.59	21	0.9	2.5	189	<0.1	1.2	<0.1	112	0.84
1473136	Drill Core	5.23	52	0.6	17.6	6.9	71	<0.1	6.1	12.2	835	3.77	14	1.3	2.1	187	0.2	1.5	0.2	127	2.21
1473137	Drill Core	4.37	85	3.1	20.2	7.8	68	<0.1	6.9	15.8	759	3.79	29	1.6	1.6	196	0.1	1.7	<0.1	135	2.14

This report supersedes all previous preliminary and final reports with this file number dated prior to the date on this certificate. Signature indicates final approval; preliminary reports are unsigned and should be used for reference only.

BUREAU VERITAS
MINERAL LABORATORIES
Canada

www.bureauveritas.com/um

Bureau Veritas Commodities Canada Ltd.

9050 Shaughnessy St Vancouver British Columbia V6P 6E5 Canada
PHONE (604) 253-3158

Client: **Goldstrike Resources Ltd.**
1010 - 1130 West Pender St.
Vancouver British Columbia V6E 4A4 Canada

Project: LUC
Report Date: October 18, 2018

CERTIFICATE OF ANALYSIS WHI18000583.1

	Method	MA200	MA200	MA200	MA200	MA200	MA200	MA200	MA200	MA200	MA200	MA200	MA200	MA200	MA200	MA200	MA200	MA200	MA200	MA200	MA200
	Analyte	P	La	Cr	Mg	Ba	Ti	Al	Na	K	W	Zr	Ce	Sn	Y	Nb	Ta	Be	Sc	Li	S
	Unit	%	ppm	ppm	%	ppm	%	%	%	%	ppm	ppm	ppm	ppm	ppm	ppm	ppm	ppm	ppm	ppm	%
	MDL	0.001	0.1	1	0.01	1	0.001	0.01	0.001	0.01	0.1	0.1	1	0.1	0.1	0.1	0.1	1	1	0.1	0.1
1473118	Drill Core	0.038	7.3	14	1.03	333	0.209	6.62	0.111	1.32	6.8	7.1	16	0.6	8.1	1.6	0.1	1	18	33.5	<0.1
1473119	Drill Core	0.044	4.5	27	1.19	253	0.305	7.85	2.091	1.96	0.9	3.7	10	0.5	8.5	1.8	0.1	1	24	11.1	<0.1
1473120	Drill Core	0.072	6.6	17	1.04	722	0.275	7.59	2.889	2.00	4.2	2.8	16	0.8	10.5	1.9	<0.1	<1	23	9.0	<0.1
1473121	Drill Core	0.068	6.4	10	0.86	401	0.288	8.03	3.067	1.56	4.6	2.8	16	1.0	12.0	2.2	0.1	<1	21	11.5	<0.1
1473122	Drill Core	0.065	5.0	4	0.88	282	0.267	8.01	3.332	1.19	1.8	3.6	12	0.8	8.2	1.8	<0.1	<1	19	13.8	<0.1
1473123	Drill Core	0.062	6.2	13	0.92	809	0.292	8.48	3.129	1.48	1.5	4.2	15	0.8	11.5	2.1	0.1	<1	24	11.8	<0.1
1473124	Drill Core	0.046	4.6	31	1.63	164	0.287	7.56	2.557	1.84	1.1	5.0	11	0.5	10.9	1.3	<0.1	<1	27	12.0	<0.1
1473125	Rock Pulp	0.052	8.7	32	0.82	492	0.301	5.29	2.184	0.90	28.5	37.5	18	0.7	13.1	3.5	0.2	<1	11	13.5	<0.1
1473126	Rock Pulp	0.016	17.8	17	5.68	59	0.059	1.02	0.021	0.28	7.1	18.3	17	0.5	10.8	2.5	0.2	<1	2	26.3	<0.1
1473127	Drill Core	0.044	5.2	40	1.06	202	0.326	8.92	3.528	1.65	1.3	5.7	12	0.5	10.1	1.5	<0.1	1	29	10.2	<0.1
1473128	Drill Core	0.044	4.8	38	0.97	205	0.325	8.68	3.101	1.57	1.8	4.9	12	0.5	9.4	1.8	0.1	<1	27	12.6	<0.1
1473129	Drill Core	0.045	4.2	35	1.38	430	0.286	7.86	3.080	2.08	3.3	4.9	10	0.6	10.3	1.5	<0.1	<1	27	8.6	<0.1
1473130	Drill Core	0.040	4.1	32	1.10	245	0.277	8.37	3.208	1.78	2.6	4.6	10	0.5	9.6	1.5	0.1	1	25	10.2	<0.1
1473131	Drill Core	0.048	4.6	34	1.39	398	0.330	8.28	2.838	2.05	2.0	4.0	11	0.4	7.7	1.4	<0.1	1	28	12.9	<0.1
1473132	Drill Core	0.044	5.0	37	1.86	217	0.301	7.35	2.009	2.76	6.9	4.2	12	0.5	9.9	1.7	0.1	1	25	13.3	0.2
1473133	Drill Core	0.059	10.9	15	0.45	175	0.229	7.33	1.893	1.77	4.4	4.6	24	0.9	9.0	2.1	0.1	1	16	21.6	0.2
1473134	Drill Core	0.057	8.5	5	0.47	220	0.279	8.45	1.599	2.55	4.2	3.9	20	0.9	10.3	2.5	0.1	<1	21	23.8	<0.1
1473135	Drill Core	0.053	9.9	5	0.45	534	0.305	7.98	1.606	2.33	5.1	4.7	22	0.9	12.8	2.9	0.2	<1	17	23.3	<0.1
1473136	Drill Core	0.038	8.5	10	0.90	400	0.266	7.09	1.191	3.14	12.5	5.5	19	0.7	10.5	2.7	0.2	1	16	19.1	<0.1
1473137	Drill Core	0.039	8.5	9	0.91	417	0.245	7.07	0.359	2.90	11.9	5.1	19	0.8	11.0	2.1	0.1	1	17	29.8	<0.1

This report supersedes all previous preliminary and final reports with this file number dated prior to the date on this certificate. Signature indicates final approval; preliminary reports are unsigned and should be used for reference only.

BUREAU VERITAS
MINERAL LABORATORIES
Canada

www.bureauveritas.com/um

Bureau Veritas Commodities Canada Ltd.

9050 Shaughnessy St Vancouver British Columbia V6P 6E5 Canada
PHONE (604) 253-3158

Client: **Goldstrike Resources Ltd.**
1010 - 1130 West Pender St.
Vancouver British Columbia V6E 4A4 Canada

Project: LUC
Report Date: October 18, 2018

CERTIFICATE OF ANALYSIS WHI18000583.1

	Method	MA200	MA200	MA200	MA200	MA200	MA200	MA200	AQ200
	Analyte	Rb	Hf	In	Re	Se	Te	Tl	Hg
	Unit	ppm	ppm	ppm	ppm	ppm	ppm	ppm	ppm
	MDL	0.1	0.1	0.05	0.005	1	0.5	0.5	0.01
1473118	Drill Core	31.4	0.3	<0.05	<0.005	<1	<0.5	<0.5	0.23
1473119	Drill Core	50.0	0.3	0.06	<0.005	1	<0.5	<0.5	0.05
1473120	Drill Core	43.6	0.2	0.06	<0.005	<1	<0.5	<0.5	0.15
1473121	Drill Core	32.4	0.2	<0.05	<0.005	<1	<0.5	<0.5	0.09
1473122	Drill Core	25.8	0.2	0.06	<0.005	<1	<0.5	<0.5	0.06
1473123	Drill Core	35.0	0.3	0.06	<0.005	<1	<0.5	<0.5	0.04
1473124	Drill Core	47.6	0.3	0.07	<0.005	<1	<0.5	<0.5	0.02
1473125	Rock Pulp	22.2	1.1	<0.05	<0.005	<1	<0.5	<0.5	0.04
1473126	Rock Pulp	20.4	0.5	<0.05	<0.005	<1	5.4	16.7	3.88
1473127	Drill Core	52.1	0.4	<0.05	<0.005	<1	<0.5	<0.5	0.01
1473128	Drill Core	38.5	0.4	0.08	<0.005	<1	<0.5	<0.5	0.01
1473129	Drill Core	45.1	0.3	<0.05	<0.005	<1	<0.5	<0.5	0.01
1473130	Drill Core	43.1	0.4	0.06	<0.005	<1	<0.5	<0.5	0.02
1473131	Drill Core	53.0	0.3	<0.05	<0.005	<1	<0.5	<0.5	0.02
1473132	Drill Core	53.7	0.3	0.07	<0.005	<1	<0.5	<0.5	0.13
1473133	Drill Core	29.3	0.1	0.06	<0.005	<1	<0.5	<0.5	0.14
1473134	Drill Core	44.0	0.2	0.08	<0.005	<1	<0.5	<0.5	0.05
1473135	Drill Core	41.3	0.2	0.10	<0.005	<1	<0.5	<0.5	0.06
1473136	Drill Core	45.8	0.2	<0.05	<0.005	<1	<0.5	<0.5	0.01
1473137	Drill Core	45.1	0.3	0.06	<0.005	<1	<0.5	<0.5	0.06

This report supersedes all previous preliminary and final reports with this file number dated prior to the date on this certificate. Signature indicates final approval; preliminary reports are unsigned and should be used for reference only.

BUREAU VERITAS
MINERAL LABORATORIES
Canada

www.bureauveritas.com/um

Bureau Veritas Commodities Canada Ltd.
9050 Shaughnessy St Vancouver British Columbia V6P 6E5 Canada
PHONE (604) 253-3158

Client: **Goldstrike Resources Ltd.**
1010 - 1130 West Pender St.
Vancouver British Columbia V6E 4A4 Canada

Project: LUC
Report Date: October 18, 2018

QUALITY CONTROL REPORT WHI18000583.1

	Method	WGHT	FA350	MA200	MA200	MA200	MA200	MA200	MA200	MA200	MA200	MA200	MA200	MA200	MA200	MA200	MA200	MA200	MA200	MA200	MA200
	Analyte	Wgt	Au	Mo	Cu	Pb	Zn	Ag	Ni	Co	Mn	Fe	As	U	Th	Sr	Cd	Sb	Bi	V	Ca
	Unit	kg	ppb	ppm	ppm	ppm	ppm	ppm	ppm	ppm	ppm	%	ppm	ppm	ppm	ppm	ppm	ppm	ppm	ppm	%
	MDL	0.01	2	0.1	0.1	0.1	1	0.1	0.1	0.2	1	0.01	1	0.1	0.1	1	0.1	0.1	0.1	1	0.01
Pulp Duplicates																					
1473096	Drill Core	4.93	2	0.7	15.7	5.8	75	0.1	9.8	16.5	685	4.22	10	1.5	3.7	231	0.2	1.1	<0.1	126	5.58
REP 1473096	QC		2																		
1473098	Drill Core	2.70	265	6.8	89.5	304.2	198	0.4	16.7	15.7	955	3.23	48	2.6	4.3	1173	5.8	10.0	<0.1	100	5.55
REP 1473098	QC																				
1473105	Drill Core	4.35	1387	4.6	4.2	6.0	85	2.2	11.6	11.7	785	4.73	6	1.0	2.0	158	0.4	2.2	<0.1	49	0.45
REP 1473105	QC			4.1	3.7	5.6	84	0.7	11.6	11.9	768	4.88	7	1.0	2.2	162	0.2	2.4	<0.1	50	0.44
1473130	Drill Core	4.91	16	0.9	46.5	6.7	76	<0.1	12.4	20.6	943	5.19	4	0.3	0.8	187	<0.1	0.5	<0.1	198	2.52
REP 1473130	QC		8																		
1473131	Drill Core	4.69	13	0.3	48.6	6.7	77	<0.1	12.7	20.0	828	5.33	6	0.3	0.9	187	0.1	1.3	<0.1	224	2.49
REP 1473131	QC																				
Core Reject Duplicates																					
1473093	Drill Core	5.11	<2	2.2	11.2	4.1	89	0.2	15.7	4.3	371	1.18	16	1.5	1.9	363	1.4	0.4	<0.1	57	28.48
DUP 1473093	QC		2	2.3	11.5	4.1	93	0.2	14.7	4.2	375	1.19	18	1.4	1.9	349	1.4	0.4	<0.1	56	28.19
1473127	Drill Core	4.70	3	0.8	48.7	5.7	73	<0.1	13.6	22.1	895	5.39	5	0.3	1.1	172	<0.1	0.6	<0.1	227	2.55
DUP 1473127	QC		5	0.8	47.9	5.6	71	<0.1	13.8	21.7	862	5.27	5	0.3	1.0	173	0.1	0.6	0.1	223	2.46
Reference Materials																					
STD DS11	Standard																				
STD DS11	Standard																				
STD OREAS25A-4A	Standard			2.4	35.4	24.7	46	<0.1	46.3	8.1	505	6.71	9	2.9	16.2	51	<0.1	0.7	0.5	166	0.32
STD OREAS25A-4A	Standard			2.4	34.3	23.8	40	<0.1	45.7	7.6	475	6.35	9	2.9	16.2	44	<0.1	0.6	0.3	163	0.28
STD OREAS45E	Standard			2.2	778.2	18.5	50	0.3	462.8	59.0	570	24.39	18	2.6	13.7	17	0.1	1.1	0.4	316	0.08
STD OREAS45E	Standard			2.6	784.6	19.4	43	0.3	471.5	57.5	591	24.88	16	2.8	14.9	17	<0.1	1.1	0.3	331	0.07
STD OREAS45EA	Standard																				
STD OREAS45EA	Standard																				
STD OXC145	Standard		215																		
STD OXC145	Standard		207																		
STD OXC145	Standard		213																		
STD OXH139	Standard		1313																		

This report supersedes all previous preliminary and final reports with this file number dated prior to the date on this certificate. Signature indicates final approval; preliminary reports are unsigned and should be used for reference only.

BUREAU VERITAS
MINERAL LABORATORIES
Canada

www.bureauveritas.com/um

Bureau Veritas Commodities Canada Ltd.
9050 Shaughnessy St Vancouver British Columbia V6P 6E5 Canada
PHONE (604) 253-3158

Client: **Goldstrike Resources Ltd.**
1010 - 1130 West Pender St.
Vancouver British Columbia V6E 4A4 Canada

Project: LUC
Report Date: October 18, 2018

QUALITY CONTROL REPORT WHI18000583.1

	Method	MA200	MA200	MA200	MA200	MA200	MA200	MA200	MA200	MA200	MA200	MA200	MA200	MA200	MA200	MA200	MA200	MA200	MA200	MA200	MA200
	Analyte	P	La	Cr	Mg	Ba	Ti	Al	Na	K	W	Zr	Ce	Sn	Y	Nb	Ta	Be	Sc	Li	S
	Unit	%	ppm	ppm	%	ppm	%	%	%	%	ppm	ppm	ppm	ppm	ppm	ppm	ppm	ppm	ppm	ppm	%
	MDL	0.001	0.1	1	0.01	1	0.001	0.01	0.001	0.01	0.1	0.1	1	0.1	0.1	0.1	0.1	1	1	0.1	0.1
Pulp Duplicates																					
1473096	Drill Core	0.119	14.3	19	0.39	2662	0.459	7.62	1.615	1.82	0.5	8.8	29	1.5	10.1	9.1	0.5	2	13	16.8	<0.1
REP 1473096	QC																				
1473098	Drill Core	0.077	18.4	27	0.22	648	0.224	5.70	0.024	1.63	4.4	18.9	34	1.0	11.5	4.1	0.3	2	11	21.1	<0.1
REP 1473098	QC																				
1473105	Drill Core	0.045	10.4	9	0.08	274	0.233	7.39	0.041	1.68	10.0	7.6	22	0.5	4.4	2.7	0.2	<1	15	41.1	<0.1
REP 1473105	QC	0.048	10.5	9	0.08	277	0.228	7.55	0.046	1.72	9.9	8.1	21	0.6	4.5	2.7	0.2	<1	15	43.4	<0.1
1473130	Drill Core	0.040	4.1	32	1.10	245	0.277	8.37	3.208	1.78	2.6	4.6	10	0.5	9.6	1.5	0.1	1	25	10.2	<0.1
REP 1473130	QC																				
1473131	Drill Core	0.048	4.6	34	1.39	398	0.330	8.28	2.838	2.05	2.0	4.0	11	0.4	7.7	1.4	<0.1	1	28	12.9	<0.1
REP 1473131	QC																				
Core Reject Duplicates																					
1473093	Drill Core	0.105	11.2	15	1.02	662	0.123	2.34	0.103	0.69	0.2	7.2	16	0.3	10.7	4.3	0.3	<1	4	6.1	<0.1
DUP 1473093	QC	0.108	10.0	15	1.03	579	0.119	2.35	0.101	0.70	0.2	7.2	16	0.4	9.9	4.2	0.3	1	3	6.0	<0.1
1473127	Drill Core	0.044	5.2	40	1.06	202	0.326	8.92	3.528	1.65	1.3	5.7	12	0.5	10.1	1.5	<0.1	1	29	10.2	<0.1
DUP 1473127	QC	0.044	4.7	39	1.04	194	0.314	8.67	3.471	1.67	1.1	5.6	12	0.4	9.4	1.4	0.1	<1	28	9.8	<0.1
Reference Materials																					
STD DS11	Standard																				
STD DS11	Standard																				
STD OREAS25A-4A	Standard	0.048	22.8	115	0.33	150	1.002	9.62	0.151	0.51	1.8	156.0	50	4.1	11.0	20.0	1.5	<1	13	39.6	<0.1
STD OREAS25A-4A	Standard	0.049	19.9	117	0.31	140	0.860	8.46	0.112	0.47	1.8	142.1	41	3.6	9.3	18.7	1.4	<1	12	36.8	<0.1
STD OREAS45E	Standard	0.030	10.9	940	0.15	252	0.537	6.78	0.055	0.33	0.9	95.6	24	1.2	8.0	6.4	0.6	<1	91	7.2	<0.1
STD OREAS45E	Standard	0.031	11.9	1049	0.15	249	0.526	6.95	0.054	0.32	1.0	93.6	24	1.3	8.1	6.2	0.5	<1	91	6.3	<0.1
STD OREAS45EA	Standard																				
STD OREAS45EA	Standard																				
STD OXC145	Standard																				
STD OXC145	Standard																				
STD OXC145	Standard																				
STD OXH139	Standard																				

This report supersedes all previous preliminary and final reports with this file number dated prior to the date on this certificate. Signature indicates final approval; preliminary reports are unsigned and should be used for reference only.

BUREAU VERITAS
MINERAL LABORATORIES
Canada

www.bureauveritas.com/um

Bureau Veritas Commodities Canada Ltd.
9050 Shaughnessy St Vancouver British Columbia V6P 6E5 Canada
PHONE (604) 253-3158

Client: **Goldstrike Resources Ltd.**
1010 - 1130 West Pender St.
Vancouver British Columbia V6E 4A4 Canada

Project: LUC
Report Date: October 18, 2018

QUALITY CONTROL REPORT WHI18000583.1

	Method	MA200	MA200	MA200	MA200	MA200	MA200	MA200	AQ200
	Analyte	Rb	Hf	In	Re	Se	Te	Tl	Hg
	Unit	ppm	ppm	ppm	ppm	ppm	ppm	ppm	ppm
	MDL	0.1	0.1	0.05	0.005	1	0.5	0.5	0.01
Pulp Duplicates									
1473096	Drill Core	63.5	0.4	<0.05	<0.005	1	<0.5	0.6	0.05
REP 1473096	QC								
1473098	Drill Core	52.6	0.6	<0.05	<0.005	<1	<0.5	<0.5	0.39
REP 1473098	QC								0.40
1473105	Drill Core	17.6	0.3	<0.05	<0.005	<1	<0.5	<0.5	0.20
REP 1473105	QC	17.4	0.3	<0.05	<0.005	<1	<0.5	<0.5	
1473130	Drill Core	43.1	0.4	0.06	<0.005	<1	<0.5	<0.5	0.02
REP 1473130	QC								
1473131	Drill Core	53.0	0.3	<0.05	<0.005	<1	<0.5	<0.5	0.02
REP 1473131	QC								0.02
Core Reject Duplicates									
1473093	Drill Core	27.5	0.3	<0.05	<0.005	3	1.9	<0.5	0.06
DUP 1473093	QC	26.1	0.2	<0.05	<0.005	<1	1.8	<0.5	0.05
1473127	Drill Core	52.1	0.4	<0.05	<0.005	<1	<0.5	<0.5	0.01
DUP 1473127	QC	48.2	0.4	0.06	<0.005	<1	<0.5	<0.5	<0.01
Reference Materials									
STD DS11	Standard								0.27
STD DS11	Standard								0.25
STD OREAS25A-4A	Standard	62.7	4.3	0.09	<0.005	2	<0.5	<0.5	
STD OREAS25A-4A	Standard	56.8	4.0	0.07	<0.005	2	<0.5	<0.5	
STD OREAS45E	Standard	21.8	2.8	0.11	<0.005	3	<0.5	<0.5	
STD OREAS45E	Standard	22.1	2.8	0.09	<0.005	3	<0.5	<0.5	
STD OREAS45EA	Standard								0.01
STD OREAS45EA	Standard								0.01
STD OXC145	Standard								
STD OXC145	Standard								
STD OXC145	Standard								
STD OXH139	Standard								

This report supersedes all previous preliminary and final reports with this file number dated prior to the date on this certificate. Signature indicates final approval; preliminary reports are unsigned and should be used for reference only.

BUREAU VERITAS
MINERAL LABORATORIES
Canada

www.bureauveritas.com/um

Bureau Veritas Commodities Canada Ltd.
9050 Shaughnessy St Vancouver British Columbia V6P 6E5 Canada
PHONE (604) 253-3158

Client: **Goldstrike Resources Ltd.**
1010 - 1130 West Pender St.
Vancouver British Columbia V6E 4A4 Canada

Project: LUC
Report Date: October 18, 2018

QUALITY CONTROL REPORT WHI18000583.1

		WGHT	FA350	MA200	MA200	MA200	MA200	MA200	MA200	MA200	MA200	MA200	MA200	MA200	MA200	MA200	MA200	MA200	MA200	MA200	MA200
		Wgt	Au	Mo	Cu	Pb	Zn	Ag	Ni	Co	Mn	Fe	As	U	Th	Sr	Cd	Sb	Bi	V	Ca
		kg	ppb	ppm	ppm	ppm	ppm	ppm	ppm	ppm	ppm	%	ppm	ppm	ppm	ppm	ppm	ppm	ppm	ppm	%
		0.01	2	0.1	0.1	0.1	1	0.1	0.1	0.2	1	0.01	1	0.1	0.1	1	0.1	0.1	0.1	1	0.01
STD OXH139	Standard		1326																		
STD OXH139	Standard		1307																		
STD OREAS25A-4A Expected				2.55	33.9	25.2	44.4		45.8	8.2	470	6.6	9.94	2.94	15.8	48.5		0.67	0.35	157	0.309
STD OREAS45E Expected				2.4	780	18.2	46.7	0.311	454	57	570	24.12	16.3	2.41	12.9	15.9	0.06	1	0.28	322	0.065
STD DS11 Expected																					
STD OXC145 Expected			212																		
STD OXH139 Expected			1312																		
BLK	Blank			<0.1	0.2	<0.1	<1	<0.1	<0.1	<0.2	<1	<0.01	<1	<0.1	<0.1	<1	<0.1	<0.1	<0.1	<1	<0.01
BLK	Blank			<0.1	0.2	<0.1	<1	<0.1	<0.1	<0.2	<1	<0.01	<1	<0.1	<0.1	<1	<0.1	<0.1	<0.1	<1	<0.01
BLK	Blank																				
BLK	Blank																				
BLK	Blank		<2																		
BLK	Blank		<2																		
BLK	Blank		5																		
BLK	Blank		<2																		
BLK	Blank		<2																		
BLK	Blank		<2																		
Prep Wash																					
ROCK-WHI	Prep Blank		<2	1.2	2.9	3.6	42	<0.1	1.0	3.9	695	2.10	4	1.3	3.0	189	<0.1	0.4	<0.1	35	1.43
ROCK-WHI	Prep Blank		<2	1.2	6.3	3.0	39	<0.1	1.1	4.2	696	2.03	3	1.3	2.9	184	<0.1	0.3	<0.1	33	1.45

This report supersedes all previous preliminary and final reports with this file number dated prior to the date on this certificate. Signature indicates final approval; preliminary reports are unsigned and should be used for reference only.

BUREAU VERITAS
MINERAL LABORATORIES
Canada

www.bureauveritas.com/um

Bureau Veritas Commodities Canada Ltd.
9050 Shaughnessy St Vancouver British Columbia V6P 6E5 Canada
PHONE (604) 253-3158

Client: **Goldstrike Resources Ltd.**
1010 - 1130 West Pender St.
Vancouver British Columbia V6E 4A4 Canada

Project: LUC
Report Date: October 18, 2018

QUALITY CONTROL REPORT WHI18000583.1

		MA200 P % 0.001	MA200 La ppm 0.1	MA200 Cr ppm 1	MA200 Mg % 0.01	MA200 Ba ppm 1	MA200 Ti % 0.001	MA200 Al % 0.01	MA200 Na % 0.001	MA200 K % 0.01	MA200 W ppm 0.1	MA200 Zr ppm 0.1	MA200 Ce ppm 1	MA200 Sn ppm 0.1	MA200 Y ppm 0.1	MA200 Nb ppm 0.1	MA200 Ta ppm 0.1	MA200 Be ppm 1	MA200 Sc ppm 1	MA200 Li ppm 0.1	MA200 S % 0.1
STD OXH139	Standard																				
STD OXH139	Standard																				
STD OREAS25A-4A Expected		0.048	21.8	115	0.327	147	0.977	8.87	0.134	0.482	2	155	48.9	4.06	10.5	20.9	1.5	0.93	13.7	36.7	0.047
STD OREAS45E Expected		0.034	11	979	0.156	252	0.559	6.78	0.059	0.324	1.07	97	23.5	1.32	8.28	6.8	0.54		93	6.58	0.046
STD DS11 Expected																					
STD OXC145 Expected																					
STD OXH139 Expected																					
BLK	Blank	<0.001	<0.1	<1	<0.01	<1	<0.001	<0.01	<0.001	<0.01	<0.1	<0.1	<1	<0.1	<0.1	<0.1	<0.1	<1	<1	<0.1	<0.1
BLK	Blank	<0.001	<0.1	<1	<0.01	<1	<0.001	<0.01	0.004	<0.01	<0.1	<0.1	<1	<0.1	<0.1	<0.1	<0.1	<1	<1	<0.1	<0.1
BLK	Blank																				
BLK	Blank																				
BLK	Blank																				
BLK	Blank																				
BLK	Blank																				
BLK	Blank																				
BLK	Blank																				
BLK	Blank																				
Prep Wash																					
ROCK-WHI	Prep Blank	0.042	13.2	3	0.53	889	0.215	6.90	3.690	1.74	0.3	52.7	25	0.7	15.5	5.5	0.4	<1	7	2.3	<0.1
ROCK-WHI	Prep Blank	0.039	12.1	3	0.51	832	0.211	6.64	3.542	1.79	0.2	53.7	24	0.8	15.1	5.2	0.3	1	7	2.3	<0.1

This report supersedes all previous preliminary and final reports with this file number dated prior to the date on this certificate. Signature indicates final approval; preliminary reports are unsigned and should be used for reference only.

BUREAU VERITAS
MINERAL LABORATORIES
Canada

www.bureauveritas.com/um

Bureau Veritas Commodities Canada Ltd.
9050 Shaughnessy St Vancouver British Columbia V6P 6E5 Canada
PHONE (604) 253-3158

Client: **Goldstrike Resources Ltd.**
1010 - 1130 West Pender St.
Vancouver British Columbia V6E 4A4 Canada

Project: LUC
Report Date: October 18, 2018

QUALITY CONTROL REPORT WHI18000583.1

		MA200 Rb ppm 0.1	MA200 Hf ppm 0.1	MA200 In ppm 0.05	MA200 Re ppm 0.005	MA200 Se ppm 1	MA200 Te ppm 0.5	MA200 Tl ppm 0.5	AQ200 Hg ppm 0.01
STD OXH139	Standard								
STD OXH139	Standard								
STD OREAS25A-4A Expected		61	4.28	0.09		2.5		0.35	
STD OREAS45E Expected		21.2	3.11	0.099		2.97	0.1	0.15	
STD DS11 Expected									0.26
STD OXC145 Expected									
STD OXH139 Expected									
BLK	Blank	0.1	<0.1	<0.05	<0.005	<1	<0.5	<0.5	
BLK	Blank	0.1	<0.1	<0.05	<0.005	1	<0.5	<0.5	
BLK	Blank								<0.01
BLK	Blank								<0.01
BLK	Blank								
BLK	Blank								
BLK	Blank								
BLK	Blank								
BLK	Blank								
BLK	Blank								
Prep Wash									
ROCK-WHI	Prep Blank	34.9	1.8	<0.05	<0.005	2	<0.5	<0.5	<0.01
ROCK-WHI	Prep Blank	34.5	1.6	<0.05	<0.005	<1	<0.5	<0.5	<0.01

This report supersedes all previous preliminary and final reports with this file number dated prior to the date on this certificate. Signature indicates final approval; preliminary reports are unsigned and should be used for reference only.

BUREAU VERITAS
MINERAL LABORATORIES
Canada

www.bureauveritas.com/um

Bureau Veritas Commodities Canada Ltd.
9050 Shaughnessy St Vancouver British Columbia V6P 6E5 Canada
PHONE (604) 253-3158

Client: **Goldstrike Resources Ltd.**
1010 - 1130 West Pender St.
Vancouver British Columbia V6E 4A4 Canada

Submitted By: Dan Ferraro
Receiving Lab: Canada-Whitehorse
Received: August 07, 2018
Report Date: October 18, 2018

CERTIFICATE OF ANALYSIS WHI18000584.1

CLIENT JOB INFORMATION

Project: LUC
Shipment ID: DDLS-18-10
P.O. Number
Number of Samples: 138

SAMPLE DISPOSAL

STOR-PLP Store After 90 days Invoice for Storage
STOR-RJT Store After 60 days Invoice for Storage

Bureau Veritas does not accept responsibility for samples left at the laboratory after 90 days without prior written instructions for sample storage or return.

SAMPLE PREPARATION AND ANALYTICAL PROCEDURES

Procedure Code	Number of Samples	Code Description	Test Wgt (g)	Report Status	Lab
PRP70-250	127	Crush, split and pulverize 250 g rock to 200 mesh			WHI
SLBHP	11	Sort, label and box pulps			WHI
FA350-Au	138	50g Fire assay fusion Au by ICP-ES	50	Completed	VAN
EN002	138	Environmental disposal charge-Fire assay lead waste			VAN
MA200	138	4 Acid digestion ICP-MS analysis	0.25	Completed	VAN
AQ200-HG	138	Hg by AR digestion ICP-MS analysis	0.5	Completed	VAN
SHP01	138	Per sample shipping charges for branch shipments			VAN

ADDITIONAL COMMENTS

Invoice To: Luckystrike Resources Ltd.
1010 – 1130 West Pender Street
Vancouver British Columbia V6E 4A4
Canada

CC: Daithi Mac Gerailt

BRITISH COLUMBIA CERTIFIED ASSAYER
Marcus Lau
MARCUS LAU
Production Manager

This report supersedes all previous preliminary and final reports with this file number dated prior to the date on this certificate. Signature indicates final approval; preliminary reports are unsigned and should be used for reference only.
All results are considered the confidential property of the client. Bureau Veritas assumes the liabilities for actual cost of analysis only. Results apply to samples as submitted.
"*" asterisk indicates that an analytical result could not be provided due to unusually high levels of interference from other elements.

BUREAU VERITAS
MINERAL LABORATORIES
Canada

www.bureauveritas.com/um

Bureau Veritas Commodities Canada Ltd.

9050 Shaughnessy St Vancouver British Columbia V6P 6E5 Canada
PHONE (604) 253-3158

Client: **Goldstrike Resources Ltd.**
1010 - 1130 West Pender St.
Vancouver British Columbia V6E 4A4 Canada

Project: LUC
Report Date: October 18, 2018

CERTIFICATE OF ANALYSIS WHI18000584.1

	Method	WGHT	FA350	MA200	MA200	MA200	MA200	MA200	MA200	MA200	MA200	MA200	MA200	MA200	MA200	MA200	MA200	MA200	MA200	MA200	MA200
	Analyte	Wgt	Au	Mo	Cu	Pb	Zn	Ag	Ni	Co	Mn	Fe	As	U	Th	Sr	Cd	Sb	Bi	V	Ca
	Unit	kg	ppb	ppm	ppm	ppm	ppm	ppm	ppm	ppm	ppm	%	ppm	ppm	ppm	ppm	ppm	ppm	ppm	ppm	%
	MDL	0.01	2	0.1	0.1	0.1	1	0.1	0.1	0.2	1	0.01	1	0.1	0.1	1	0.1	0.1	0.1	1	0.01
1473138	Drill Core	5.84	761	0.6	70.4	7.9	69	0.1	6.9	13.9	791	3.71	27	1.7	1.2	157	0.2	2.3	<0.1	120	2.66
1473139	Drill Core	4.59	59	0.5	27.6	7.1	63	<0.1	8.6	18.3	787	4.28	17	1.3	1.4	159	<0.1	1.4	<0.1	173	1.94
1473140	Drill Core	5.17	207	0.3	9.0	6.9	66	<0.1	6.6	15.1	800	4.13	6	0.8	1.5	149	<0.1	1.9	<0.1	146	2.43
1473141	Drill Core	5.60	114	2.1	23.0	6.4	53	<0.1	5.5	11.3	575	2.98	5	0.9	1.8	186	<0.1	1.4	<0.1	59	1.76
1473142	Drill Core	5.54	176	0.3	30.1	6.9	69	0.1	6.9	14.3	827	3.84	7	0.7	1.6	176	0.1	1.2	<0.1	88	2.13
1473143	Drill Core	4.90	919	0.6	17.4	5.7	71	0.1	8.4	11.5	770	3.67	6	0.9	1.5	194	<0.1	1.0	<0.1	51	1.36
1473144	Drill Core	4.22	879	2.4	37.7	7.4	67	0.4	9.1	12.8	655	3.39	14	0.9	1.6	240	<0.1	1.4	<0.1	51	0.74
1473145	Drill Core	4.67	122	11.2	14.2	8.6	83	0.2	14.1	14.6	878	4.40	11	1.1	2.0	220	0.1	0.8	0.1	72	1.24
1473146	Drill Core	4.59	193	2.4	32.7	9.0	84	0.1	14.8	20.0	930	4.34	7	0.7	2.8	132	0.2	1.4	<0.1	143	2.39
1473147	Drill Core	5.94	80	1.3	17.2	7.9	84	<0.1	7.3	16.1	855	4.26	9	0.8	2.3	134	0.1	1.3	<0.1	130	2.39
1473148	Drill Core	5.72	10	4.6	42.6	8.9	95	0.2	25.2	19.9	859	4.80	8	1.1	3.1	235	0.3	1.0	0.2	197	3.15
1473149	Drill Core	5.77	2481	2.1	43.0	9.4	82	0.3	25.8	21.0	993	4.60	4	1.1	3.2	259	0.2	0.6	<0.1	172	3.11
1473150	Rock Pulp	0.05	4	3.0	24.9	4.6	54	0.6	26.5	12.5	558	2.71	3	0.8	2.1	254	0.2	0.9	<0.1	88	1.91
1473151	Rock Pulp	0.06	956	13.2	9741.6	19.5	129	3.4	628.2	21.5	879	8.04	3	0.3	1.6	128	0.4	16.2	0.8	96	2.13
1473152	Drill Core	5.50	3	0.3	32.0	6.8	56	<0.1	16.4	14.2	783	3.83	3	0.9	3.1	187	<0.1	0.4	<0.1	119	2.47
1473153	Drill Core	6.13	3	1.0	23.3	6.1	63	<0.1	16.3	12.6	742	3.79	3	0.6	3.2	192	<0.1	0.7	<0.1	119	2.09
1473154	Drill Core	4.71	<2	0.7	28.6	9.6	92	<0.1	10.8	14.9	982	4.33	10	0.6	2.0	226	<0.1	1.4	<0.1	127	3.13
1473155	Drill Core	4.12	3	0.3	18.6	8.9	97	<0.1	4.8	15.9	913	4.49	10	0.6	2.5	210	<0.1	1.6	<0.1	133	2.42
1473156	Drill Core	4.59	6	4.4	41.9	8.2	91	<0.1	16.1	18.9	850	4.56	5	0.7	2.5	179	0.2	0.9	<0.1	189	2.91
1473157	Drill Core	4.89	13	4.3	49.5	9.0	100	<0.1	33.0	24.1	1259	5.50	5	0.9	3.9	184	0.3	1.2	<0.1	229	4.23
1473158	Drill Core	5.75	27	2.4	40.6	8.1	92	0.1	28.2	27.2	1094	6.05	4	0.7	3.2	158	0.2	0.8	<0.1	260	3.01
1473159	Drill Core	4.66	8	3.4	19.3	6.4	86	<0.1	23.0	25.4	1203	5.77	7	0.7	2.4	148	0.1	1.2	<0.1	211	4.58
1473160	Drill Core	5.04	3	4.2	51.8	8.3	91	<0.1	19.7	29.0	1282	6.99	5	0.7	1.8	167	0.2	1.6	<0.1	317	3.52
1473161	Drill Core	5.71	31	2.8	49.1	7.6	106	<0.1	34.4	27.4	903	6.69	4	0.9	4.1	115	<0.1	1.2	<0.1	299	2.82
1473162	Drill Core	5.27	5	1.8	35.5	8.2	96	<0.1	28.7	23.1	787	5.90	14	1.1	4.1	122	<0.1	1.2	<0.1	270	1.96
1473163	Drill Core	4.73	<2	1.1	35.3	7.9	94	<0.1	30.8	18.8	596	4.71	16	1.7	5.0	141	0.1	0.7	<0.1	239	1.52
1473164	Drill Core	4.18	3	1.8	26.0	8.5	82	<0.1	29.2	22.3	774	4.93	14	1.5	5.3	206	<0.1	1.2	<0.1	201	3.74
1473165	Drill Core	4.88	29	4.6	87.6	12.8	96	0.3	27.0	22.3	888	4.97	39	1.6	3.6	296	0.3	2.7	<0.1	197	3.52
1473166	Drill Core	5.73	51	2.0	18.9	11.3	115	0.1	36.7	26.8	1263	6.26	19	1.2	2.1	210	0.4	2.8	<0.1	236	5.53
1473167	Drill Core	5.74	56	20.8	25.9	11.3	70	0.3	28.7	15.2	612	3.57	33	2.0	5.3	174	0.2	1.7	0.2	151	2.17

This report supersedes all previous preliminary and final reports with this file number dated prior to the date on this certificate. Signature indicates final approval; preliminary reports are unsigned and should be used for reference only.

BUREAU VERITAS MINERAL LABORATORIES Canada

www.bureauveritas.com/um

Bureau Veritas Commodities Canada Ltd.

9050 Shaughnessy St Vancouver British Columbia V6P 6E5 Canada
PHONE (604) 253-3158

Client: **Goldstrike Resources Ltd.**
1010 - 1130 West Pender St.
Vancouver British Columbia V6E 4A4 Canada

Project: LUC
Report Date: October 18, 2018

CERTIFICATE OF ANALYSIS WHI18000584.1

	Method	MA200	MA200	MA200	MA200	MA200	MA200	MA200	MA200	MA200	MA200	MA200	MA200	MA200	MA200	MA200	MA200	MA200	MA200	MA200	MA200
	Analyte	P	La	Cr	Mg	Ba	Ti	Al	Na	K	W	Zr	Ce	Sn	Y	Nb	Ta	Be	Sc	Li	S
	Unit	%	ppm	ppm	%	ppm	%	%	%	%	ppm	ppm	ppm	ppm	ppm	ppm	ppm	ppm	ppm	ppm	%
	MDL	0.001	0.1	1	0.01	1	0.001	0.01	0.001	0.01	0.1	0.1	1	0.1	0.1	0.1	0.1	1	1	0.1	0.1
1473138	Drill Core	0.033	6.7	8	1.09	660	0.225	6.38	0.603	2.79	7.6	5.1	14	0.6	8.8	2.2	0.1	1	14	24.6	<0.1
1473139	Drill Core	0.054	5.8	18	0.97	484	0.305	7.14	1.071	2.22	4.4	4.9	14	0.6	10.1	2.0	0.1	1	20	21.6	<0.1
1473140	Drill Core	0.049	6.5	9	1.05	425	0.288	6.91	1.945	2.72	9.8	5.2	16	0.7	8.7	2.5	0.1	<1	20	11.4	<0.1
1473141	Drill Core	0.034	8.7	8	0.80	235	0.213	6.45	3.536	1.43	18.6	7.9	18	0.7	5.6	2.7	0.1	<1	13	9.2	<0.1
1473142	Drill Core	0.038	6.8	15	1.12	272	0.215	6.41	2.607	2.09	15.6	5.9	16	0.8	6.1	2.1	0.1	<1	15	13.7	<0.1
1473143	Drill Core	0.031	7.8	8	1.06	291	0.165	6.33	3.051	1.88	14.3	5.9	16	0.6	4.4	1.6	<0.1	<1	15	12.2	<0.1
1473144	Drill Core	0.031	7.4	8	0.86	193	0.173	6.73	2.828	2.10	15.9	7.7	15	0.7	4.3	1.9	0.1	<1	12	16.8	<0.1
1473145	Drill Core	0.032	9.9	19	1.39	270	0.138	6.16	2.497	2.22	7.1	6.9	17	0.5	4.3	1.5	<0.1	<1	15	12.0	<0.1
1473146	Drill Core	0.032	9.8	22	1.39	404	0.198	6.37	2.619	2.18	11.3	6.6	22	0.9	5.7	2.2	0.1	<1	22	6.7	<0.1
1473147	Drill Core	0.032	8.1	10	1.27	439	0.190	6.69	1.668	2.98	9.9	3.8	16	0.7	7.6	2.9	0.1	<1	21	11.5	<0.1
1473148	Drill Core	0.077	10.1	46	1.73	588	0.326	6.45	1.705	1.89	3.3	7.1	22	0.9	10.5	3.4	0.2	1	20	12.2	<0.1
1473149	Drill Core	0.058	13.1	42	1.66	937	0.268	6.09	2.196	1.45	4.5	8.7	23	1.0	9.7	2.6	0.2	<1	18	9.7	<0.1
1473150	Rock Pulp	0.057	8.7	32	0.85	566	0.316	5.52	2.180	0.90	29.2	41.7	19	0.8	14.8	3.7	0.3	<1	13	14.7	<0.1
1473151	Rock Pulp	0.064	3.9	666	1.06	78	0.136	4.97	0.220	2.90	3.1	12.7	7	1.7	5.6	4.5	0.3	<1	8	8.7	1.2
1473152	Drill Core	0.063	10.7	43	1.20	561	0.253	6.46	2.682	1.16	1.1	5.4	20	1.1	11.8	2.7	0.2	<1	16	9.8	<0.1
1473153	Drill Core	0.044	11.2	50	1.03	399	0.268	7.27	3.483	1.12	0.7	7.5	23	0.9	10.7	3.9	0.2	1	16	8.9	0.1
1473154	Drill Core	0.037	8.1	16	1.59	378	0.189	6.50	2.202	1.18	0.6	4.9	17	0.6	10.7	2.4	0.2	<1	18	17.9	<0.1
1473155	Drill Core	0.033	8.1	10	1.29	496	0.207	7.02	2.013	1.58	1.2	4.5	16	0.7	12.0	2.6	0.2	1	23	20.0	<0.1
1473156	Drill Core	0.044	9.9	25	1.41	719	0.243	6.53	2.050	1.48	3.3	6.5	19	0.7	9.5	3.4	0.2	<1	21	14.7	0.1
1473157	Drill Core	0.066	17.1	55	1.96	1097	0.367	5.84	2.083	1.34	6.7	7.4	32	1.2	11.6	3.8	0.2	<1	24	11.7	0.2
1473158	Drill Core	0.065	12.2	55	1.58	652	0.478	6.33	2.416	1.82	2.0	5.3	24	0.9	11.8	3.4	0.2	1	24	7.1	0.2
1473159	Drill Core	0.048	9.9	43	2.02	406	0.440	5.39	2.281	1.13	5.1	5.3	22	0.7	11.8	2.7	0.2	<1	22	9.8	<0.1
1473160	Drill Core	0.067	8.5	40	1.75	580	0.766	6.89	2.515	1.79	2.8	8.2	19	1.5	17.1	3.9	0.2	2	30	8.0	0.1
1473161	Drill Core	0.067	15.2	69	1.57	1087	0.574	6.60	1.245	2.85	1.4	6.7	31	1.0	12.8	4.6	0.3	1	22	12.9	0.3
1473162	Drill Core	0.072	16.4	56	1.09	1012	0.610	6.80	1.644	1.99	1.7	7.1	31	1.2	13.6	3.5	0.2	1	22	11.4	0.2
1473163	Drill Core	0.065	17.4	57	0.79	1142	0.514	6.92	0.591	1.80	0.4	6.3	33	1.2	14.6	5.4	0.3	1	22	18.5	0.1
1473164	Drill Core	0.053	19.8	58	1.67	1500	0.409	6.01	0.044	1.40	1.4	8.1	36	1.0	13.9	4.7	0.3	1	20	23.8	0.1
1473165	Drill Core	0.048	17.1	44	1.47	180	0.379	5.36	0.027	1.16	11.7	6.5	33	0.8	11.3	3.8	0.3	1	18	23.6	0.3
1473166	Drill Core	0.042	9.8	70	2.41	1903	0.423	6.20	0.029	1.20	8.8	6.6	18	0.9	12.5	2.3	0.2	<1	29	25.0	0.2
1473167	Drill Core	0.046	20.8	53	1.04	1502	0.295	5.48	0.025	1.76	7.3	6.3	37	1.1	9.9	4.6	0.3	1	12	18.6	0.2

This report supersedes all previous preliminary and final reports with this file number dated prior to the date on this certificate. Signature indicates final approval; preliminary reports are unsigned and should be used for reference only.

BUREAU VERITAS
MINERAL LABORATORIES
Canada

www.bureauveritas.com/um

Bureau Veritas Commodities Canada Ltd.

9050 Shaughnessy St Vancouver British Columbia V6P 6E5 Canada
PHONE (604) 253-3158

Client: **Goldstrike Resources Ltd.**
1010 - 1130 West Pender St.
Vancouver British Columbia V6E 4A4 Canada

Project: LUC
Report Date: October 18, 2018

CERTIFICATE OF ANALYSIS WHI18000584.1

	Method	MA200	MA200	MA200	MA200	MA200	MA200	MA200	AQ200
	Analyte	Rb	Hf	In	Re	Se	Te	Tl	Hg
	Unit	ppm	ppm	ppm	ppm	ppm	ppm	ppm	ppm
	MDL	0.1	0.1	0.05	0.005	1	0.5	0.5	0.01
1473138	Drill Core	38.1	0.2	0.06	<0.005	<1	<0.5	<0.5	0.05
1473139	Drill Core	41.0	0.3	<0.05	<0.005	<1	<0.5	<0.5	0.07
1473140	Drill Core	43.0	0.3	0.06	<0.005	<1	<0.5	<0.5	0.03
1473141	Drill Core	15.4	0.3	<0.05	<0.005	<1	<0.5	<0.5	0.01
1473142	Drill Core	24.2	0.3	<0.05	<0.005	<1	<0.5	<0.5	0.04
1473143	Drill Core	19.9	0.3	<0.05	<0.005	<1	<0.5	<0.5	0.04
1473144	Drill Core	24.4	0.3	<0.05	<0.005	<1	<0.5	<0.5	0.08
1473145	Drill Core	25.0	0.3	<0.05	<0.005	<1	<0.5	<0.5	0.04
1473146	Drill Core	34.3	0.3	<0.05	<0.005	<1	<0.5	<0.5	0.03
1473147	Drill Core	49.3	0.2	<0.05	<0.005	<1	<0.5	<0.5	0.04
1473148	Drill Core	35.4	0.3	<0.05	<0.005	1	<0.5	<0.5	0.04
1473149	Drill Core	34.4	0.3	<0.05	<0.005	<1	1.1	<0.5	0.05
1473150	Rock Pulp	23.9	1.3	<0.05	<0.005	<1	<0.5	<0.5	0.02
1473151	Rock Pulp	59.1	0.5	0.22	0.011	10	0.8	<0.5	1.46
1473152	Drill Core	35.5	0.2	<0.05	<0.005	1	<0.5	<0.5	0.02
1473153	Drill Core	30.2	0.3	<0.05	<0.005	<1	<0.5	<0.5	0.03
1473154	Drill Core	29.4	0.2	<0.05	<0.005	<1	<0.5	<0.5	0.02
1473155	Drill Core	45.8	0.2	0.05	<0.005	<1	<0.5	<0.5	0.02
1473156	Drill Core	36.9	0.3	0.06	<0.005	<1	<0.5	<0.5	0.05
1473157	Drill Core	36.9	0.3	0.10	<0.005	<1	1.0	<0.5	0.05
1473158	Drill Core	49.0	0.3	<0.05	<0.005	<1	<0.5	<0.5	0.03
1473159	Drill Core	25.2	0.3	<0.05	<0.005	<1	<0.5	<0.5	0.07
1473160	Drill Core	53.4	0.5	0.07	<0.005	<1	0.7	<0.5	0.02
1473161	Drill Core	73.5	0.3	0.07	<0.005	<1	<0.5	0.5	0.01
1473162	Drill Core	56.2	0.3	0.07	<0.005	<1	<0.5	<0.5	0.03
1473163	Drill Core	44.1	0.3	0.06	<0.005	<1	<0.5	<0.5	0.04
1473164	Drill Core	39.5	0.3	<0.05	<0.005	<1	<0.5	<0.5	0.04
1473165	Drill Core	28.9	0.3	<0.05	<0.005	1	<0.5	<0.5	0.09
1473166	Drill Core	30.9	0.4	<0.05	<0.005	2	0.8	<0.5	0.04
1473167	Drill Core	39.5	0.2	<0.05	<0.005	2	<0.5	<0.5	0.12

This report supersedes all previous preliminary and final reports with this file number dated prior to the date on this certificate. Signature indicates final approval; preliminary reports are unsigned and should be used for reference only.

BUREAU VERITAS
MINERAL LABORATORIES
Canada

www.bureauveritas.com/um

Bureau Veritas Commodities Canada Ltd.

9050 Shaughnessy St Vancouver British Columbia V6P 6E5 Canada
PHONE (604) 253-3158

Client: **Goldstrike Resources Ltd.**
1010 - 1130 West Pender St.
Vancouver British Columbia V6E 4A4 Canada

Project: LUC
Report Date: October 18, 2018

CERTIFICATE OF ANALYSIS WHI18000584.1

	Method	WGHT	FA350	MA200	MA200	MA200	MA200	MA200	MA200	MA200	MA200	MA200	MA200	MA200	MA200	MA200	MA200	MA200	MA200	MA200	MA200
	Analyte	Wgt	Au	Mo	Cu	Pb	Zn	Ag	Ni	Co	Mn	Fe	As	U	Th	Sr	Cd	Sb	Bi	V	Ca
	Unit	kg	ppb	ppm	ppm	ppm	ppm	ppm	ppm	ppm	ppm	%	ppm	ppm	ppm	ppm	ppm	ppm	ppm	ppm	%
	MDL	0.01	2	0.1	0.1	0.1	1	0.1	0.1	0.2	1	0.01	1	0.1	0.1	1	0.1	0.1	0.1	1	0.01
1473168	Drill Core	4.44	63	7.8	47.6	13.2	104	0.3	30.3	27.5	809	6.13	25	2.1	4.2	237	0.2	2.2	0.1	297	2.27
1473169	Drill Core	4.92	22	2.7	33.7	9.3	100	0.2	53.9	17.1	733	4.53	27	2.0	4.8	171	0.3	2.0	<0.1	202	3.22
1473170	Drill Core	5.06	3	1.3	30.6	12.6	93	<0.1	29.0	23.8	911	6.22	18	3.0	2.5	250	0.1	2.1	<0.1	295	2.34
1473171	Drill Core	5.87	11	1.3	27.0	7.7	74	0.1	16.0	18.3	881	4.54	8	1.2	2.6	138	0.3	0.9	<0.1	200	4.04
1473172	Drill Core	4.16	3	2.1	19.2	5.6	66	<0.1	6.1	14.1	628	4.16	7	0.5	3.4	137	<0.1	0.6	<0.1	107	2.56
1473173	Drill Core	5.04	<2	1.1	10.5	5.7	47	<0.1	3.9	10.1	425	2.69	6	0.5	5.5	138	0.1	0.5	<0.1	66	1.53
1473174	Drill Core	4.59	4	1.0	18.2	5.9	39	<0.1	6.9	10.7	451	2.42	9	0.6	6.9	109	<0.1	0.6	<0.1	64	1.97
1473175	Rock Pulp	0.06	5	2.8	19.3	4.0	42	0.3	18.6	11.1	469	2.41	4	0.8	1.9	226	0.1	0.8	<0.1	76	1.71
1473176	Rock Pulp	0.06	236	182.4	1791.9	41.3	274	0.6	33.0	13.5	762	4.01	17	0.7	1.9	253	1.2	1.8	0.3	110	2.55
1473177	Drill Core	6.22	3	1.0	23.9	7.0	77	<0.1	71.8	24.2	878	4.81	10	0.7	2.8	162	0.3	0.6	0.1	157	4.64
1473178	Drill Core	5.40	4	1.3	29.5	7.8	82	<0.1	53.6	20.2	841	4.77	9	0.8	3.3	159	0.1	1.1	<0.1	156	3.35
1473179	Drill Core	3.92	<2	2.3	17.5	6.9	56	0.2	7.3	11.6	533	3.49	10	0.6	4.4	162	<0.1	1.2	<0.1	93	1.96
1473180	Drill Core	5.07	5	1.1	10.7	7.5	43	<0.1	7.9	11.9	596	2.54	15	0.6	6.5	179	0.2	1.2	<0.1	68	2.61
1473181	Drill Core	4.82	19	2.0	27.2	9.4	60	<0.1	15.4	17.8	991	4.16	10	0.7	3.8	183	0.3	1.0	<0.1	115	4.85
1473182	Drill Core	6.99	19	1.2	13.7	7.9	54	<0.1	15.3	14.5	659	3.42	10	0.8	4.7	211	0.2	1.3	<0.1	87	4.15
1473183	Drill Core	5.08	7	0.8	23.0	11.6	51	<0.1	11.5	12.6	566	3.22	15	0.6	5.7	236	<0.1	1.4	<0.1	54	4.05
1473184	Drill Core	4.05	<2	1.4	12.5	9.2	51	<0.1	19.2	17.7	704	3.65	24	0.7	6.3	158	<0.1	0.7	<0.1	100	3.73
1473185	Drill Core	5.55	3	0.7	11.8	12.2	65	<0.1	15.0	14.3	941	4.14	12	0.8	6.5	238	0.2	0.7	<0.1	93	4.31
1473186	Drill Core	5.30	3	0.8	8.2	9.4	61	<0.1	16.2	14.2	687	4.02	12	0.8	5.9	186	<0.1	0.6	<0.1	111	2.65
1473187	Drill Core	5.51	5	1.2	84.8	6.3	72	<0.1	29.4	18.4	793	4.35	7	0.8	3.5	142	0.2	0.4	<0.1	127	3.28
1473188	Drill Core	4.65	<2	0.5	21.9	5.4	65	<0.1	24.2	20.6	874	4.30	6	0.9	4.1	192	<0.1	0.3	<0.1	123	3.43
1473189	Drill Core	4.68	8	0.3	11.0	5.5	54	<0.1	15.0	15.9	863	3.99	8	0.8	4.7	175	0.3	0.4	<0.1	130	3.20
1473190	Drill Core	5.74	4	0.6	3.5	5.8	47	<0.1	16.7	14.7	678	3.64	11	1.4	6.4	238	<0.1	0.4	<0.1	115	2.67
1473191	Drill Core	5.01	<2	1.5	27.9	5.3	56	<0.1	18.0	17.5	839	3.81	12	1.4	4.1	169	<0.1	0.3	<0.1	94	3.90
1473192	Drill Core	6.18	4	0.6	9.4	4.6	90	<0.1	25.7	22.3	968	4.95	5	0.9	3.9	206	0.1	0.4	<0.1	135	4.16
1473193	Drill Core	3.82	85	1.1	10.2	4.8	39	0.1	9.5	10.4	1208	3.81	5	0.3	3.2	202	0.8	0.3	<0.1	134	3.14
1473194	Drill Core	3.70	17	0.2	3.2	4.0	34	<0.1	8.1	10.7	2061	3.62	3	0.3	3.4	161	1.7	0.2	<0.1	103	5.64
1473195	Drill Core	3.87	72	0.2	15.7	4.3	37	0.1	12.6	11.0	950	3.55	5	0.5	4.6	121	0.6	0.3	<0.1	98	3.60
1473196	Drill Core	6.09	2	0.2	24.8	4.7	59	<0.1	17.7	16.3	672	3.70	6	1.2	5.4	121	<0.1	0.1	<0.1	100	2.33
1473197	Drill Core	5.03	<2	0.2	21.0	5.1	69	<0.1	18.1	15.4	806	3.91	5	1.3	5.5	161	<0.1	0.1	<0.1	101	2.82

This report supersedes all previous preliminary and final reports with this file number dated prior to the date on this certificate. Signature indicates final approval; preliminary reports are unsigned and should be used for reference only.

BUREAU VERITAS
MINERAL LABORATORIES
Canada

www.bureauveritas.com/um

Bureau Veritas Commodities Canada Ltd.

9050 Shaughnessy St Vancouver British Columbia V6P 6E5 Canada
PHONE (604) 253-3158

Client: **Goldstrike Resources Ltd.**
1010 - 1130 West Pender St.
Vancouver British Columbia V6E 4A4 Canada

Project: LUC
Report Date: October 18, 2018

CERTIFICATE OF ANALYSIS WHI18000584.1

	Method	MA200	MA200	MA200	MA200	MA200	MA200	MA200	MA200	MA200	MA200	MA200	MA200	MA200	MA200	MA200	MA200	MA200	MA200	MA200	MA200
	Analyte	P	La	Cr	Mg	Ba	Ti	Al	Na	K	W	Zr	Ce	Sn	Y	Nb	Ta	Be	Sc	Li	S
	Unit	%	ppm	ppm	%	ppm	%	%	%	%	ppm	ppm	ppm	ppm	ppm	ppm	ppm	ppm	ppm	ppm	%
	MDL	0.001	0.1	1	0.01	1	0.001	0.01	0.001	0.01	0.1	0.1	1	0.1	0.1	0.1	0.1	1	1	0.1	0.1
1473168	Drill Core	0.058	15.8	37	1.12	1031	0.491	6.42	0.031	2.40	9.5	7.9	30	1.2	11.7	2.6	0.2	2	22	20.1	0.3
1473169	Drill Core	0.047	19.4	125	1.50	1292	0.300	5.46	0.029	2.46	4.1	6.8	34	0.9	10.4	4.2	0.2	2	18	16.8	0.2
1473170	Drill Core	0.067	9.5	54	1.06	804	0.613	7.13	0.021	1.62	1.2	8.0	21	1.2	12.5	4.6	0.3	2	30	20.2	0.2
1473171	Drill Core	0.053	12.7	50	1.55	941	0.422	5.70	0.691	1.42	3.5	7.1	23	1.1	12.0	3.5	0.3	1	18	17.1	<0.1
1473172	Drill Core	0.041	10.4	14	1.07	1062	0.212	6.17	0.418	1.82	0.8	6.0	20	0.6	9.4	3.4	0.2	<1	19	22.5	<0.1
1473173	Drill Core	0.024	14.0	10	0.77	970	0.173	6.44	1.192	0.80	0.7	8.4	26	0.9	8.3	3.7	0.3	<1	13	26.5	0.2
1473174	Drill Core	0.024	17.6	10	0.86	1002	0.155	6.46	0.103	0.50	2.5	10.7	28	1.1	10.2	3.6	0.2	1	11	50.3	<0.1
1473175	Rock Pulp	0.049	9.1	28	0.75	461	0.291	5.00	2.037	0.77	25.4	36.8	20	0.7	12.4	3.2	0.2	<1	10	12.2	<0.1
1473176	Rock Pulp	0.058	9.4	53	1.20	547	0.372	5.83	2.160	0.84	8.4	31.2	19	1.9	14.0	4.0	0.3	<1	14	14.4	0.3
1473177	Drill Core	0.040	10.6	136	1.98	797	0.414	6.20	1.380	1.30	1.0	7.6	20	0.8	14.3	3.1	0.2	1	18	13.9	0.1
1473178	Drill Core	0.042	11.3	87	1.50	932	0.379	6.08	0.053	1.31	0.9	5.6	24	0.8	12.4	3.8	0.2	1	20	23.4	<0.1
1473179	Drill Core	0.034	13.1	22	0.94	994	0.218	6.49	0.021	1.32	1.5	6.8	23	0.7	9.5	3.6	0.3	<1	19	32.0	<0.1
1473180	Drill Core	0.026	19.3	16	1.02	919	0.131	5.99	0.044	0.48	1.6	12.6	29	0.8	7.9	2.6	0.2	<1	12	48.1	<0.1
1473181	Drill Core	0.049	14.7	58	1.99	806	0.224	6.58	0.758	0.73	3.4	9.6	27	0.8	11.4	3.3	0.2	<1	18	42.8	<0.1
1473182	Drill Core	0.038	15.7	92	1.58	803	0.209	6.58	2.526	0.64	5.9	8.4	29	1.6	8.9	4.2	0.3	<1	17	15.6	<0.1
1473183	Drill Core	0.041	21.4	32	1.54	680	0.212	6.14	0.026	0.57	1.8	6.3	39	1.7	17.1	6.3	0.4	<1	11	34.3	<0.1
1473184	Drill Core	0.048	18.8	93	1.35	600	0.354	7.37	0.184	0.75	0.7	6.5	29	2.4	17.5	6.7	0.5	<1	18	30.9	<0.1
1473185	Drill Core	0.063	21.6	33	1.66	898	0.380	7.26	0.331	1.12	2.1	7.1	36	1.4	21.3	7.7	0.5	<1	16	29.5	<0.1
1473186	Drill Core	0.058	17.6	56	1.25	474	0.345	7.74	0.592	1.18	0.7	7.3	35	1.9	19.3	6.3	0.5	1	16	28.9	<0.1
1473187	Drill Core	0.049	11.0	107	1.57	473	0.277	6.34	1.236	1.31	1.1	7.7	20	1.7	13.2	4.0	0.3	1	19	18.4	<0.1
1473188	Drill Core	0.068	13.0	85	1.44	603	0.312	7.08	2.818	1.33	0.6	8.6	25	1.4	15.1	3.7	0.3	2	21	10.1	<0.1
1473189	Drill Core	0.054	13.4	57	1.53	389	0.300	7.04	2.878	1.04	2.2	10.2	29	1.6	15.2	5.3	0.4	2	18	15.7	<0.1
1473190	Drill Core	0.064	13.4	47	1.30	607	0.376	6.85	2.063	1.16	1.0	9.2	26	1.7	19.4	6.8	0.6	<1	16	21.8	<0.1
1473191	Drill Core	0.055	12.7	45	1.59	473	0.352	6.48	1.910	1.14	0.7	7.4	26	1.6	18.2	5.8	0.5	1	16	15.3	<0.1
1473192	Drill Core	0.056	14.5	123	2.13	481	0.280	7.06	2.942	1.41	0.7	10.4	27	1.4	14.9	3.3	0.2	2	24	10.3	<0.1
1473193	Drill Core	0.035	11.1	33	1.44	3089	0.171	6.43	4.633	0.56	3.8	15.7	22	1.4	9.5	2.8	0.2	<1	14	7.0	0.1
1473194	Drill Core	0.031	13.1	22	2.52	1704	0.120	5.34	3.749	0.34	3.3	11.2	27	0.7	16.2	1.5	0.1	<1	11	5.5	<0.1
1473195	Drill Core	0.041	17.2	33	1.60	900	0.171	6.15	3.502	0.68	4.6	10.1	29	0.9	12.7	3.0	0.2	<1	14	10.2	<0.1
1473196	Drill Core	0.053	15.0	45	1.58	779	0.389	7.02	1.849	1.81	0.2	7.2	31	1.6	18.0	8.2	0.7	<1	15	19.6	<0.1
1473197	Drill Core	0.047	14.8	51	1.72	639	0.372	6.78	1.982	1.77	0.3	7.3	31	1.8	18.8	7.5	0.6	<1	15	19.4	<0.1

This report supersedes all previous preliminary and final reports with this file number dated prior to the date on this certificate. Signature indicates final approval; preliminary reports are unsigned and should be used for reference only.

BUREAU VERITAS
MINERAL LABORATORIES
Canada

www.bureauveritas.com/um

Bureau Veritas Commodities Canada Ltd.

9050 Shaughnessy St Vancouver British Columbia V6P 6E5 Canada
PHONE (604) 253-3158

Client: **Goldstrike Resources Ltd.**
1010 - 1130 West Pender St.
Vancouver British Columbia V6E 4A4 Canada

Project: LUC
Report Date: October 18, 2018

CERTIFICATE OF ANALYSIS WHI18000584.1

	Method	MA200	MA200	MA200	MA200	MA200	MA200	MA200	AQ200
	Analyte	Rb	Hf	In	Re	Se	Te	Tl	Hg
	Unit	ppm	ppm	ppm	ppm	ppm	ppm	ppm	ppm
	MDL	0.1	0.1	0.05	0.005	1	0.5	0.5	0.01
1473168	Drill Core	49.6	0.3	<0.05	<0.005	3	<0.5	<0.5	0.12
1473169	Drill Core	50.8	0.3	<0.05	<0.005	<1	0.7	<0.5	0.07
1473170	Drill Core	33.4	0.4	0.11	<0.005	<1	<0.5	<0.5	0.03
1473171	Drill Core	43.8	0.4	0.11	<0.005	1	0.6	<0.5	0.02
1473172	Drill Core	50.8	0.3	<0.05	<0.005	<1	<0.5	<0.5	0.03
1473173	Drill Core	24.9	0.3	<0.05	<0.005	<1	<0.5	<0.5	0.06
1473174	Drill Core	14.6	0.3	<0.05	<0.005	<1	<0.5	<0.5	0.06
1473175	Rock Pulp	22.3	1.1	<0.05	<0.005	<1	<0.5	<0.5	0.04
1473176	Rock Pulp	20.4	0.9	0.11	0.074	2	<0.5	<0.5	0.11
1473177	Drill Core	36.4	0.3	<0.05	<0.005	<1	0.7	<0.5	0.02
1473178	Drill Core	45.2	0.3	0.06	<0.005	<1	<0.5	<0.5	0.01
1473179	Drill Core	46.1	0.3	0.06	<0.005	1	<0.5	<0.5	0.01
1473180	Drill Core	16.0	0.4	<0.05	<0.005	<1	<0.5	<0.5	0.06
1473181	Drill Core	24.3	0.4	<0.05	<0.005	<1	0.7	<0.5	0.03
1473182	Drill Core	21.4	0.3	0.08	<0.005	<1	<0.5	<0.5	0.05
1473183	Drill Core	18.7	0.2	0.10	<0.005	<1	0.6	<0.5	0.03
1473184	Drill Core	26.2	0.4	<0.05	<0.005	<1	<0.5	<0.5	<0.01
1473185	Drill Core	39.8	0.4	<0.05	<0.005	<1	1.0	<0.5	0.05
1473186	Drill Core	34.7	0.4	0.06	<0.005	<1	<0.5	<0.5	0.03
1473187	Drill Core	34.9	0.4	0.06	<0.005	<1	<0.5	<0.5	0.05
1473188	Drill Core	42.1	0.4	0.07	<0.005	<1	<0.5	<0.5	0.04
1473189	Drill Core	25.1	0.4	0.07	<0.005	<1	0.7	<0.5	0.09
1473190	Drill Core	32.2	0.5	<0.05	<0.005	<1	<0.5	<0.5	0.06
1473191	Drill Core	29.0	0.3	0.06	<0.005	<1	<0.5	<0.5	0.14
1473192	Drill Core	57.9	0.5	0.05	<0.005	<1	<0.5	<0.5	0.04
1473193	Drill Core	12.9	0.4	<0.05	<0.005	<1	0.6	<0.5	0.23
1473194	Drill Core	8.1	0.4	<0.05	<0.005	<1	<0.5	<0.5	0.25
1473195	Drill Core	19.4	0.4	<0.05	<0.005	<1	<0.5	<0.5	0.50
1473196	Drill Core	55.3	0.3	0.05	<0.005	<1	<0.5	<0.5	0.09
1473197	Drill Core	57.3	0.3	<0.05	<0.005	<1	<0.5	<0.5	0.07

This report supersedes all previous preliminary and final reports with this file number dated prior to the date on this certificate. Signature indicates final approval; preliminary reports are unsigned and should be used for reference only.

BUREAU VERITAS
MINERAL LABORATORIES
Canada

www.bureauveritas.com/um

Bureau Veritas Commodities Canada Ltd.

9050 Shaughnessy St Vancouver British Columbia V6P 6E5 Canada
PHONE (604) 253-3158

Client: **Goldstrike Resources Ltd.**
1010 - 1130 West Pender St.
Vancouver British Columbia V6E 4A4 Canada

Project: LUC
Report Date: October 18, 2018

CERTIFICATE OF ANALYSIS WHI18000584.1

	Method	WGHT	FA350	MA200	MA200	MA200	MA200	MA200	MA200	MA200	MA200	MA200	MA200	MA200	MA200	MA200	MA200	MA200	MA200	MA200	MA200
	Analyte	Wgt	Au	Mo	Cu	Pb	Zn	Ag	Ni	Co	Mn	Fe	As	U	Th	Sr	Cd	Sb	Bi	V	Ca
	Unit	kg	ppb	ppm	ppm	ppm	ppm	ppm	ppm	ppm	ppm	%	ppm	ppm	ppm	ppm	ppm	ppm	ppm	ppm	%
	MDL	0.01	2	0.1	0.1	0.1	1	0.1	0.1	0.2	1	0.01	1	0.1	0.1	1	0.1	0.1	0.1	1	0.01
1473198	Drill Core	4.64	3	0.6	7.6	4.8	58	<0.1	15.8	15.0	695	3.77	5	0.9	6.1	159	<0.1	<0.1	<0.1	88	2.20
1473199	Drill Core	4.42	5	0.4	15.5	4.9	59	<0.1	12.5	13.5	722	3.99	5	0.9	5.4	182	<0.1	0.2	<0.1	93	2.60
1473200	Rock Pulp	0.05	4	3.5	24.6	4.5	44	0.3	23.4	11.4	532	2.58	4	0.8	2.0	267	0.2	0.8	<0.1	81	1.81
1473201	Rock Pulp	0.05	6436	1.7	15.8	20.8	60	0.3	13.2	1.8	888	0.51	4113	2.7	2.2	199	0.4	36.2	0.4	21	24.89
1473202	Drill Core	2.77	2	0.6	44.1	4.6	65	<0.1	13.0	21.5	909	4.76	6	0.9	4.8	153	<0.1	0.3	<0.1	143	3.65
1473203	Drill Core	2.63	59	2.6	317.8	5.1	88	0.4	14.1	30.1	850	5.92	8	1.4	5.2	141	0.1	0.7	<0.1	106	3.35
1473204	Drill Core	3.78	14	0.6	42.6	5.7	58	<0.1	13.4	16.4	739	3.84	7	0.9	5.7	204	<0.1	0.4	<0.1	87	3.71
1473205	Drill Core	5.19	46	2.9	18.2	6.1	66	0.2	19.8	25.0	1125	5.29	7	1.0	3.3	154	<0.1	0.7	<0.1	157	4.63
1473206	Drill Core	5.51	2	0.6	35.3	3.6	76	<0.1	18.9	29.3	1823	7.64	8	0.6	1.4	184	<0.1	0.5	<0.1	246	4.03
1473207	Drill Core	3.23	<2	0.3	52.7	2.8	79	<0.1	17.7	27.0	1620	7.20	8	0.5	1.3	177	<0.1	0.2	<0.1	236	3.81
1473208	Drill Core	2.98	3	0.4	12.1	3.1	24	<0.1	6.9	10.8	825	2.68	3	0.7	1.4	111	0.1	0.1	<0.1	50	3.71
1473209	Drill Core	3.79	<2	1.3	12.7	5.2	48	<0.1	14.5	16.2	817	4.07	4	0.8	3.7	212	<0.1	0.2	<0.1	115	3.52
1473210	Drill Core	5.35	2	0.5	30.2	6.4	77	<0.1	25.8	29.2	1283	6.57	9	0.7	1.7	252	<0.1	0.3	0.1	262	5.21
1473211	Drill Core	5.45	2	0.3	8.9	5.9	51	<0.1	13.1	14.4	731	3.79	5	1.5	4.9	219	<0.1	0.2	<0.1	106	3.11
1473212	Drill Core	4.93	<2	0.3	19.1	4.5	50	<0.1	16.1	13.5	575	3.16	4	2.0	9.6	160	<0.1	0.1	<0.1	81	2.29
1473213	Drill Core	3.83	2	0.3	24.4	6.1	49	<0.1	14.9	14.1	781	3.58	5	2.2	6.1	171	<0.1	0.2	<0.1	90	2.58
1473214	Drill Core	3.91	<2	0.4	53.3	6.4	71	<0.1	20.9	27.1	1288	5.76	10	1.3	2.9	253	<0.1	0.3	<0.1	192	4.14
1473215	Drill Core	5.14	2	0.4	21.6	5.7	67	<0.1	25.9	27.4	1334	6.55	11	0.7	1.8	168	<0.1	0.4	<0.1	261	3.99
1473216	Drill Core	5.34	3	0.3	21.9	5.4	46	<0.1	14.8	19.2	885	4.43	8	0.7	3.7	147	<0.1	0.4	<0.1	134	3.25
1473217	Drill Core	5.73	<2	1.2	17.1	13.3	58	<0.1	19.5	22.6	850	4.94	26	1.1	2.8	171	0.1	2.2	<0.1	164	3.62
1473218	Drill Core	5.20	88	1.5	42.6	12.5	57	0.2	24.8	28.1	1036	5.61	18	0.9	1.6	156	0.1	2.2	<0.1	221	4.97
1473219	Drill Core	6.05	17	1.4	31.5	9.7	52	<0.1	19.1	23.4	908	5.70	15	0.9	2.3	207	<0.1	4.3	<0.1	188	4.16
1473220	Drill Core	4.85	2	1.1	110.7	9.3	62	<0.1	21.9	31.1	1099	7.10	9	1.0	1.2	316	<0.1	0.8	<0.1	262	4.39
1473221	Drill Core	3.28	9	1.7	34.3	6.4	71	<0.1	23.2	29.2	1303	6.40	7	0.7	1.6	222	<0.1	0.5	<0.1	204	5.82
1473222	Drill Core	5.75	2	3.9	11.9	5.7	70	<0.1	12.7	18.7	835	4.96	4	1.0	4.5	204	<0.1	0.4	<0.1	118	3.27
1473223	Drill Core	6.00	1447	0.8	55.5	4.5	79	3.2	16.7	19.5	777	4.31	3	0.7	2.7	149	0.3	0.3	<0.1	149	3.23
1473224	Drill Core	4.88	62	0.4	65.2	4.8	61	0.2	16.3	23.4	959	5.61	4	0.6	2.1	201	0.2	0.2	<0.1	218	4.06
1473225	Rock Pulp	0.05	5	3.0	24.3	4.1	45	0.5	23.2	11.4	498	2.50	4	0.7	1.8	232	0.3	0.8	<0.1	84	1.76
1473226	Rock Pulp	0.05	938	12.9	9734.3	19.3	125	3.2	619.3	20.6	875	8.04	6	0.3	1.6	131	0.3	15.8	0.7	105	2.15
1473227	Drill Core	4.85	5	0.4	69.9	4.4	68	<0.1	21.9	34.8	1398	8.32	4	0.5	1.0	226	0.1	0.3	<0.1	276	5.35

This report supersedes all previous preliminary and final reports with this file number dated prior to the date on this certificate. Signature indicates final approval; preliminary reports are unsigned and should be used for reference only.

BUREAU VERITAS
MINERAL LABORATORIES
Canada

www.bureauveritas.com/um

Bureau Veritas Commodities Canada Ltd.

9050 Shaughnessy St Vancouver British Columbia V6P 6E5 Canada
PHONE (604) 253-3158

Client: **Goldstrike Resources Ltd.**
1010 - 1130 West Pender St.
Vancouver British Columbia V6E 4A4 Canada

Project: LUC
Report Date: October 18, 2018

CERTIFICATE OF ANALYSIS WHI18000584.1

	Method	MA200	MA200	MA200	MA200	MA200	MA200	MA200	MA200	MA200	MA200	MA200	MA200	MA200	MA200	MA200	MA200	MA200	MA200	MA200	MA200
	Analyte	P	La	Cr	Mg	Ba	Ti	Al	Na	K	W	Zr	Ce	Sn	Y	Nb	Ta	Be	Sc	Li	S
	Unit	%	ppm	ppm	%	ppm	%	%	%	%	ppm	ppm	ppm	ppm	ppm	ppm	ppm	ppm	ppm	ppm	%
	MDL	0.001	0.1	1	0.01	1	0.001	0.01	0.001	0.01	0.1	0.1	1	0.1	0.1	0.1	0.1	1	1	0.1	0.1
1473198	Drill Core	0.047	17.5	44	1.54	916	0.347	6.71	2.505	1.67	0.3	8.0	30	1.6	20.7	7.2	0.6	1	14	17.7	<0.1
1473199	Drill Core	0.057	15.4	39	1.48	791	0.403	6.74	2.604	1.63	0.4	6.3	30	1.6	19.6	7.6	0.6	1	16	13.1	<0.1
1473200	Rock Pulp	0.054	9.3	29	0.80	469	0.278	5.11	2.153	0.79	28.7	42.5	19	0.8	13.1	3.4	0.2	<1	10	13.2	<0.1
1473201	Rock Pulp	0.018	19.6	15	5.77	63	0.051	1.07	0.020	0.27	7.2	20.1	17	0.5	11.7	2.4	0.1	<1	1	23.2	<0.1
1473202	Drill Core	0.055	14.3	49	1.41	288	0.311	6.97	2.810	1.01	0.8	10.4	26	1.9	19.6	3.6	0.3	<1	21	9.4	<0.1
1473203	Drill Core	0.101	15.6	34	1.33	134	0.219	6.93	1.693	2.23	4.5	10.6	30	2.3	15.1	3.8	0.3	2	16	13.2	0.5
1473204	Drill Core	0.074	17.7	32	1.59	400	0.329	6.97	1.366	1.43	2.2	6.3	31	1.5	16.4	6.2	0.5	<1	15	25.1	<0.1
1473205	Drill Core	0.058	14.2	56	1.81	71	0.306	6.10	2.259	0.97	10.7	8.9	25	1.4	19.2	3.3	0.2	1	21	15.0	<0.1
1473206	Drill Core	0.091	10.6	29	1.67	176	0.600	6.73	2.151	1.00	2.7	6.5	26	1.2	29.9	2.7	0.2	1	28	10.0	0.1
1473207	Drill Core	0.098	8.8	27	1.73	285	0.556	6.68	2.306	1.29	0.5	6.1	23	1.1	27.8	2.6	0.2	1	27	8.0	0.1
1473208	Drill Core	0.015	6.2	13	1.42	141	0.135	2.76	0.667	0.42	0.2	2.2	13	0.5	13.3	1.6	0.1	<1	7	11.0	0.2
1473209	Drill Core	0.056	9.8	39	1.58	374	0.328	6.91	2.642	1.22	0.3	6.7	24	1.2	17.9	2.4	0.2	<1	17	11.1	<0.1
1473210	Drill Core	0.068	9.5	56	1.97	597	0.761	6.99	2.169	1.06	0.3	6.9	21	1.1	29.0	2.9	0.2	1	28	9.0	0.1
1473211	Drill Core	0.072	13.7	34	1.45	994	0.481	7.18	2.724	1.22	0.1	6.8	30	1.3	16.8	7.7	0.5	<1	17	10.9	<0.1
1473212	Drill Core	0.032	20.3	44	1.23	537	0.318	6.76	2.711	1.05	0.2	8.2	39	1.7	20.8	8.3	0.8	1	11	12.9	<0.1
1473213	Drill Core	0.053	16.7	41	1.10	326	0.424	7.09	3.141	1.07	0.2	7.0	36	1.2	18.8	8.0	0.7	<1	15	8.6	<0.1
1473214	Drill Core	0.066	11.1	47	1.92	204	0.569	7.23	2.991	1.14	0.3	6.4	25	1.2	23.2	5.0	0.4	1	24	8.9	0.2
1473215	Drill Core	0.066	7.8	56	2.15	377	0.606	7.36	2.302	1.27	0.2	6.6	19	1.4	20.2	3.2	0.2	<1	26	10.6	<0.1
1473216	Drill Core	0.058	9.5	43	1.78	347	0.487	6.89	2.005	0.98	0.4	6.3	23	1.3	13.7	6.5	0.4	<1	17	14.5	<0.1
1473217	Drill Core	0.072	12.2	47	1.65	60	0.541	7.50	0.550	0.98	0.4	6.8	26	1.2	16.3	5.3	0.4	1	22	25.6	<0.1
1473218	Drill Core	0.057	9.0	83	2.12	80	0.547	7.44	1.344	0.88	1.5	7.1	19	0.9	14.6	2.1	0.1	<1	27	18.8	0.1
1473219	Drill Core	0.070	12.0	46	1.88	126	0.555	7.19	2.254	0.79	1.3	6.2	25	1.2	20.8	3.6	0.2	<1	23	15.6	0.1
1473220	Drill Core	0.110	9.4	36	1.73	415	0.732	7.27	2.602	0.87	0.5	7.4	23	1.4	28.2	3.6	0.2	1	30	10.2	0.4
1473221	Drill Core	0.067	8.9	47	2.55	693	0.577	6.75	1.645	1.10	0.6	8.0	19	1.3	24.1	3.1	0.2	1	25	8.8	0.1
1473222	Drill Core	0.067	11.6	58	1.73	515	0.422	7.26	2.342	1.19	0.2	6.6	27	0.9	15.4	4.6	0.4	<1	20	12.0	<0.1
1473223	Drill Core	0.052	8.3	51	1.71	403	0.278	6.69	2.740	1.26	1.8	7.0	18	1.4	11.1	1.6	0.1	1	23	10.2	0.1
1473224	Drill Core	0.060	8.2	39	1.66	219	0.291	7.04	2.878	1.21	1.5	7.3	18	0.9	13.8	1.8	0.1	2	26	11.9	<0.1
1473225	Rock Pulp	0.052	8.2	32	0.81	475	0.296	5.13	2.097	0.87	26.8	36.4	17	0.7	12.2	3.2	0.2	<1	10	12.1	<0.1
1473226	Rock Pulp	0.058	3.7	680	1.12	111	0.140	5.04	0.213	2.98	3.0	12.7	7	1.5	5.3	4.5	0.2	<1	7	7.6	1.2
1473227	Drill Core	0.087	8.3	40	2.61	220	0.603	7.22	1.669	1.06	1.0	7.5	21	1.3	35.5	1.7	0.1	2	34	13.5	0.2

This report supersedes all previous preliminary and final reports with this file number dated prior to the date on this certificate. Signature indicates final approval; preliminary reports are unsigned and should be used for reference only.

BUREAU VERITAS
MINERAL LABORATORIES
Canada

www.bureauveritas.com/um

Bureau Veritas Commodities Canada Ltd.

9050 Shaughnessy St Vancouver British Columbia V6P 6E5 Canada
PHONE (604) 253-3158

Client: **Goldstrike Resources Ltd.**
1010 - 1130 West Pender St.
Vancouver British Columbia V6E 4A4 Canada

Project: LUC
Report Date: October 18, 2018

CERTIFICATE OF ANALYSIS WHI18000584.1

	Method	MA200	MA200	MA200	MA200	MA200	MA200	MA200	AQ200
	Analyte	Rb	Hf	In	Re	Se	Te	Tl	Hg
	Unit	ppm	ppm	ppm	ppm	ppm	ppm	ppm	ppm
	MDL	0.1	0.1	0.05	0.005	1	0.5	0.5	0.01
1473198	Drill Core	55.5	0.3	0.06	<0.005	<1	<0.5	<0.5	0.11
1473199	Drill Core	47.3	0.3	0.08	<0.005	<1	<0.5	<0.5	0.06
1473200	Rock Pulp	23.2	1.1	<0.05	<0.005	<1	<0.5	<0.5	0.03
1473201	Rock Pulp	21.6	0.5	0.08	<0.005	<1	6.3	19.1	3.80
1473202	Drill Core	33.5	0.4	0.08	<0.005	<1	<0.5	<0.5	0.04
1473203	Drill Core	49.9	0.5	0.08	<0.005	<1	<0.5	<0.5	0.13
1473204	Drill Core	34.4	0.3	<0.05	<0.005	<1	<0.5	<0.5	0.07
1473205	Drill Core	32.7	0.4	0.05	<0.005	<1	0.7	<0.5	0.13
1473206	Drill Core	36.4	0.4	0.11	<0.005	<1	<0.5	<0.5	0.06
1473207	Drill Core	53.1	0.4	0.10	<0.005	<1	<0.5	<0.5	0.05
1473208	Drill Core	11.6	0.1	<0.05	<0.005	<1	<0.5	<0.5	0.11
1473209	Drill Core	39.2	0.3	0.07	<0.005	<1	<0.5	<0.5	0.05
1473210	Drill Core	40.7	0.4	0.06	<0.005	<1	0.6	<0.5	0.01
1473211	Drill Core	43.9	0.3	<0.05	<0.005	<1	<0.5	<0.5	0.03
1473212	Drill Core	37.7	0.4	0.06	<0.005	<1	<0.5	<0.5	0.05
1473213	Drill Core	36.0	0.3	<0.05	<0.005	<1	<0.5	<0.5	0.05
1473214	Drill Core	43.5	0.4	0.06	<0.005	<1	<0.5	<0.5	0.04
1473215	Drill Core	46.3	0.4	0.09	<0.005	<1	<0.5	<0.5	0.02
1473216	Drill Core	26.2	0.3	<0.05	<0.005	<1	<0.5	<0.5	0.06
1473217	Drill Core	23.7	0.4	0.10	<0.005	<1	<0.5	<0.5	0.08
1473218	Drill Core	37.5	0.4	0.07	<0.005	<1	0.8	<0.5	0.06
1473219	Drill Core	34.0	0.3	0.10	<0.005	<1	<0.5	<0.5	0.02
1473220	Drill Core	34.6	0.4	0.10	<0.005	<1	<0.5	<0.5	0.01
1473221	Drill Core	43.6	0.5	0.10	<0.005	<1	1.1	<0.5	0.03
1473222	Drill Core	41.0	0.3	<0.05	<0.005	<1	<0.5	<0.5	<0.01
1473223	Drill Core	35.6	0.3	<0.05	<0.005	<1	2.7	<0.5	0.50
1473224	Drill Core	30.5	0.4	0.10	<0.005	<1	<0.5	<0.5	0.02
1473225	Rock Pulp	21.1	1.1	<0.05	<0.005	<1	<0.5	<0.5	0.02
1473226	Rock Pulp	58.0	0.3	0.21	0.015	9	0.6	<0.5	1.53
1473227	Drill Core	34.5	0.5	0.14	<0.005	<1	<0.5	<0.5	0.01

This report supersedes all previous preliminary and final reports with this file number dated prior to the date on this certificate. Signature indicates final approval; preliminary reports are unsigned and should be used for reference only.

BUREAU VERITAS
MINERAL LABORATORIES
Canada

www.bureauveritas.com/um

Bureau Veritas Commodities Canada Ltd.

9050 Shaughnessy St Vancouver British Columbia V6P 6E5 Canada
PHONE (604) 253-3158

Client: **Goldstrike Resources Ltd.**
1010 - 1130 West Pender St.
Vancouver British Columbia V6E 4A4 Canada

Project: LUC
Report Date: October 18, 2018

CERTIFICATE OF ANALYSIS WHI18000584.1

	Method	WGHT	FA350	MA200	MA200	MA200	MA200	MA200	MA200	MA200	MA200	MA200	MA200	MA200	MA200	MA200	MA200	MA200	MA200	MA200	MA200
	Analyte	Wgt	Au	Mo	Cu	Pb	Zn	Ag	Ni	Co	Mn	Fe	As	U	Th	Sr	Cd	Sb	Bi	V	Ca
	Unit	kg	ppb	ppm	ppm	ppm	ppm	ppm	ppm	ppm	ppm	%	ppm	ppm	ppm	ppm	ppm	ppm	ppm	ppm	%
	MDL	0.01	2	0.1	0.1	0.1	1	0.1	0.1	0.2	1	0.01	1	0.1	0.1	1	0.1	0.1	0.1	1	0.01
1473228	Drill Core	4.90	9	0.6	13.2	4.6	63	<0.1	23.3	25.1	950	5.59	4	0.8	2.2	266	0.2	0.3	<0.1	169	5.49
1473229	Drill Core	4.97	9	0.7	34.8	4.7	56	<0.1	30.0	27.5	985	5.78	4	0.9	1.8	249	<0.1	0.2	<0.1	186	5.12
1473230	Drill Core	5.37	13	2.6	13.0	6.3	53	<0.1	22.6	21.5	939	4.88	3	1.2	3.6	271	<0.1	0.2	<0.1	128	4.12
1473231	Drill Core	4.71	47	3.8	6.8	6.6	60	0.1	21.5	20.1	860	4.65	4	1.2	3.6	289	0.2	0.2	<0.1	125	4.18
1473232	Drill Core	5.08	34	6.5	8.8	6.8	48	<0.1	21.6	17.1	757	3.97	2	1.3	4.3	227	0.2	0.2	<0.1	116	3.76
1473233	Drill Core	5.31	223	0.8	11.0	6.1	49	0.8	23.4	16.6	1028	4.05	2	1.3	5.5	215	0.4	0.2	<0.1	124	3.87
1473234	Drill Core	5.18	3	0.4	9.3	5.6	50	<0.1	26.1	21.7	661	4.48	3	0.8	2.9	198	<0.1	0.2	<0.1	140	3.26
1473235	Drill Core	5.27	16	0.8	14.9	6.5	47	<0.1	11.8	17.9	902	4.48	3	0.7	3.0	163	0.2	0.3	<0.1	111	4.58
1473236	Drill Core	4.09	17	0.8	9.1	5.9	39	<0.1	15.6	15.2	792	3.76	3	0.8	3.4	192	0.1	0.2	<0.1	115	4.67
1473237	Drill Core	5.30	2	2.2	12.2	8.3	52	<0.1	16.3	21.1	966	4.58	3	1.1	3.1	355	<0.1	<0.1	<0.1	133	4.29
1473238	Drill Core	5.86	2	1.5	12.7	6.2	48	<0.1	18.1	19.7	936	4.70	4	1.1	3.1	309	<0.1	<0.1	<0.1	138	4.33
1473239	Drill Core	5.49	<2	0.7	16.0	5.8	61	<0.1	19.5	21.5	1001	5.05	5	1.1	3.2	298	<0.1	0.1	<0.1	144	3.73
1473240	Drill Core	5.14	2	0.6	11.5	5.3	53	<0.1	17.2	19.9	937	4.76	4	1.0	2.8	292	<0.1	<0.1	<0.1	131	3.99
1473241	Drill Core	5.35	<2	1.2	18.4	7.2	64	<0.1	21.9	21.5	1035	4.93	5	1.0	3.0	331	<0.1	<0.1	<0.1	131	4.15
1473242	Drill Core	5.38	<2	2.2	15.8	8.1	63	<0.1	21.2	20.6	1108	4.83	6	0.9	2.8	304	<0.1	0.1	<0.1	126	3.64
1473243	Drill Core	4.54	3	0.5	13.9	6.2	72	<0.1	22.9	23.1	1180	5.04	8	0.7	2.5	311	<0.1	0.1	<0.1	136	3.05
1473244	Drill Core	5.45	14	0.7	31.5	7.9	59	<0.1	19.7	23.5	1021	5.53	8	0.7	2.3	238	0.1	0.2	<0.1	182	3.53
1473245	Drill Core	4.84	<2	0.2	34.9	9.1	65	<0.1	17.4	24.0	1058	5.61	7	0.8	2.3	274	0.1	0.1	<0.1	197	3.38
1473246	Drill Core	5.61	<2	0.7	14.1	8.0	59	<0.1	17.0	20.9	980	4.93	7	1.0	3.0	322	<0.1	0.1	<0.1	136	3.93
1473247	Drill Core	6.42	<2	3.9	99.7	8.0	82	<0.1	24.2	31.6	1373	6.23	5	0.6	1.3	273	0.3	<0.1	<0.1	276	4.51
1473248	Drill Core	4.82	<2	0.2	137.8	6.3	80	<0.1	15.8	33.4	1466	7.26	6	0.3	1.2	253	<0.1	<0.1	<0.1	397	3.52
1473249	Drill Core	5.04	<2	0.3	50.3	6.5	66	<0.1	21.8	27.9	1334	7.00	4	0.7	1.8	274	<0.1	<0.1	<0.1	314	4.44
1473250	Rock Pulp	0.06	5	3.3	25.7	4.9	45	0.3	24.0	11.8	508	2.61	4	0.8	2.0	240	0.2	0.8	<0.1	83	1.85
1473251	Rock Pulp	0.06	307	192.5	1844.4	42.1	279	0.6	37.5	14.0	731	4.18	16	0.7	1.8	256	1.2	2.0	0.3	117	2.52
1473252	Drill Core	4.88	9	0.5	40.3	6.8	84	<0.1	28.1	39.8	1730	8.58	10	0.3	0.8	237	0.1	0.3	<0.1	390	5.37
1473253	Drill Core	4.99	<2	0.3	10.3	6.6	72	<0.1	26.9	26.0	1192	6.03	11	0.9	2.6	325	0.1	0.3	<0.1	222	3.74
1473254	Drill Core	5.49	<2	0.2	4.1	7.1	73	<0.1	21.8	21.6	1107	5.41	11	1.2	4.0	388	<0.1	<0.1	<0.1	152	3.95
1473255	Drill Core	5.38	<2	0.4	2.6	6.2	55	<0.1	18.9	19.9	935	4.85	7	1.0	3.2	343	<0.1	0.1	<0.1	132	4.23
1473256	Drill Core	5.99	5	2.5	11.4	6.0	61	<0.1	26.8	24.0	1056	5.70	10	0.9	2.7	340	<0.1	0.3	<0.1	177	4.13
1473257	Drill Core	5.79	2	0.9	69.8	5.6	72	<0.1	63.0	41.6	1584	8.07	4	0.3	0.4	253	0.1	<0.1	<0.1	315	6.75

This report supersedes all previous preliminary and final reports with this file number dated prior to the date on this certificate. Signature indicates final approval; preliminary reports are unsigned and should be used for reference only.

BUREAU VERITAS
MINERAL LABORATORIES
Canada

www.bureauveritas.com/um

Bureau Veritas Commodities Canada Ltd.

9050 Shaughnessy St Vancouver British Columbia V6P 6E5 Canada
PHONE (604) 253-3158

Client: **Goldstrike Resources Ltd.**
1010 - 1130 West Pender St.
Vancouver British Columbia V6E 4A4 Canada

Project: LUC
Report Date: October 18, 2018

CERTIFICATE OF ANALYSIS WHI18000584.1

	Method	MA200	MA200	MA200	MA200	MA200	MA200	MA200	MA200	MA200	MA200	MA200	MA200	MA200	MA200	MA200	MA200	MA200	MA200	MA200	MA200
	Analyte	P	La	Cr	Mg	Ba	Ti	Al	Na	K	W	Zr	Ce	Sn	Y	Nb	Ta	Be	Sc	Li	S
	Unit	%	ppm	ppm	%	ppm	%	%	%	%	ppm	ppm	ppm	ppm	ppm	ppm	ppm	ppm	ppm	ppm	%
	MDL	0.001	0.1	1	0.01	1	0.001	0.01	0.001	0.01	0.1	0.1	1	0.1	0.1	0.1	0.1	1	1	0.1	0.1
1473228	Drill Core	0.066	11.4	58	2.23	204	0.364	7.61	2.950	1.20	1.4	7.8	23	0.9	16.3	2.1	0.2	1	24	15.7	<0.1
1473229	Drill Core	0.060	8.3	69	3.11	279	0.474	7.13	2.198	1.11	1.2	6.8	17	0.8	16.3	2.7	0.2	<1	26	19.8	0.1
1473230	Drill Core	0.068	13.7	62	2.56	484	0.428	7.66	3.094	1.19	0.8	6.7	27	1.3	16.4	3.6	0.3	1	20	15.6	0.1
1473231	Drill Core	0.068	13.3	56	2.40	388	0.406	7.73	3.099	1.15	1.1	7.5	27	1.1	17.3	4.8	0.3	1	20	15.2	0.1
1473232	Drill Core	0.051	14.4	63	2.01	561	0.367	7.10	3.068	1.08	2.0	6.2	32	1.3	20.2	5.2	0.4	1	17	13.5	<0.1
1473233	Drill Core	0.037	14.6	59	2.07	673	0.293	7.03	3.484	0.98	1.5	6.9	30	1.1	17.2	4.1	0.3	<1	17	11.9	0.3
1473234	Drill Core	0.045	10.1	70	2.34	240	0.314	7.01	2.941	1.15	0.8	5.0	24	0.9	16.0	2.1	0.2	<1	21	17.3	0.2
1473235	Drill Core	0.084	12.5	34	1.57	193	0.257	7.41	3.883	1.23	4.2	6.5	27	0.9	11.8	1.5	0.1	1	19	12.2	0.2
1473236	Drill Core	0.047	13.4	43	1.47	221	0.222	7.06	3.667	0.73	2.7	6.9	29	0.8	17.1	1.6	0.1	<1	16	11.8	<0.1
1473237	Drill Core	0.058	11.7	45	2.53	260	0.353	7.77	3.237	0.77	0.2	7.4	24	1.0	16.6	2.4	0.2	1	20	12.1	<0.1
1473238	Drill Core	0.061	11.3	49	2.63	156	0.327	7.86	3.230	0.63	<0.1	6.8	24	1.1	16.3	2.0	0.2	<1	21	10.9	<0.1
1473239	Drill Core	0.073	11.5	56	3.00	315	0.334	7.80	3.065	0.91	0.2	6.2	25	0.9	17.2	1.7	0.1	1	22	16.6	0.1
1473240	Drill Core	0.066	10.3	46	2.68	346	0.344	7.66	2.999	0.81	0.1	5.9	23	0.8	16.0	2.2	0.2	<1	21	12.3	<0.1
1473241	Drill Core	0.069	11.2	53	2.57	354	0.341	7.84	2.888	0.80	<0.1	6.7	23	1.1	17.1	2.1	0.2	1	20	12.7	<0.1
1473242	Drill Core	0.066	10.4	58	2.52	425	0.336	8.04	3.460	1.00	0.1	6.5	22	0.8	16.4	2.0	0.2	1	20	14.0	<0.1
1473243	Drill Core	0.062	9.3	64	2.97	418	0.366	7.82	3.398	1.17	0.2	6.1	20	1.0	16.1	1.9	0.1	1	20	20.1	<0.1
1473244	Drill Core	0.066	8.4	42	2.23	195	0.345	7.73	3.486	0.93	1.0	6.1	18	0.6	17.2	2.1	0.2	<1	26	12.2	<0.1
1473245	Drill Core	0.059	8.7	36	2.49	353	0.433	7.89	3.279	1.02	0.2	6.5	19	0.9	17.0	3.2	0.2	<1	27	13.1	<0.1
1473246	Drill Core	0.073	12.0	47	2.44	334	0.487	7.86	3.228	1.01	0.3	7.9	25	0.8	15.3	5.1	0.4	1	19	13.3	<0.1
1473247	Drill Core	0.037	6.0	31	3.08	178	0.447	7.72	2.691	0.72	0.3	6.1	12	0.4	15.4	2.2	0.1	1	32	11.9	0.2
1473248	Drill Core	0.036	4.3	13	2.61	221	0.467	7.75	3.317	0.80	0.2	5.6	9	0.5	14.2	2.9	0.2	<1	37	12.9	0.3
1473249	Drill Core	0.072	8.5	37	2.71	188	0.688	7.26	2.909	0.68	0.3	6.5	18	1.0	23.7	2.6	0.2	<1	25	9.5	0.1
1473250	Rock Pulp	0.051	9.2	33	0.81	485	0.294	5.15	2.086	0.87	27.7	39.3	18	0.7	13.6	3.5	0.2	<1	10	12.7	<0.1
1473251	Rock Pulp	0.055	9.5	56	1.29	563	0.373	6.28	2.206	0.85	8.6	31.6	19	1.9	14.7	4.2	0.3	<1	14	15.0	0.3
1473252	Drill Core	0.074	7.3	42	3.22	266	0.898	7.64	2.749	1.08	1.5	8.4	18	1.3	34.3	3.0	0.2	<1	36	13.4	0.3
1473253	Drill Core	0.069	11.1	65	2.91	495	0.583	7.70	3.120	1.14	0.2	7.4	24	1.0	20.9	4.8	0.3	1	26	15.6	<0.1
1473254	Drill Core	0.089	16.4	63	2.76	641	0.504	8.03	2.939	1.11	<0.1	7.8	33	1.0	20.8	6.7	0.4	1	22	15.9	0.1
1473255	Drill Core	0.077	12.3	51	2.42	510	0.506	8.04	3.091	1.09	0.1	7.5	25	0.8	16.5	6.0	0.4	<1	19	13.6	<0.1
1473256	Drill Core	0.069	10.6	72	2.71	415	0.542	7.96	3.187	0.95	0.5	7.9	21	0.9	18.7	5.0	0.4	<1	23	12.2	<0.1
1473257	Drill Core	0.044	4.8	135	4.18	271	0.700	7.87	1.991	0.75	0.2	9.2	12	1.0	26.3	1.3	<0.1	<1	39	9.1	0.2

This report supersedes all previous preliminary and final reports with this file number dated prior to the date on this certificate. Signature indicates final approval; preliminary reports are unsigned and should be used for reference only.

BUREAU VERITAS
MINERAL LABORATORIES
Canada

www.bureauveritas.com/um

Bureau Veritas Commodities Canada Ltd.

9050 Shaughnessy St Vancouver British Columbia V6P 6E5 Canada
PHONE (604) 253-3158

Client: **Goldstrike Resources Ltd.**
1010 - 1130 West Pender St.
Vancouver British Columbia V6E 4A4 Canada

Project: LUC
Report Date: October 18, 2018

CERTIFICATE OF ANALYSIS WHI18000584.1

	Method	MA200	MA200	MA200	MA200	MA200	MA200	MA200	AQ200
	Analyte	Rb	Hf	In	Re	Se	Te	Tl	Hg
	Unit	ppm	ppm	ppm	ppm	ppm	ppm	ppm	ppm
	MDL	0.1	0.1	0.05	0.005	1	0.5	0.5	0.01
1473228	Drill Core	42.0	0.4	0.12	<0.005	<1	<0.5	<0.5	<0.01
1473229	Drill Core	33.4	0.4	0.06	<0.005	<1	0.6	<0.5	0.01
1473230	Drill Core	36.1	0.3	<0.05	<0.005	<1	0.6	<0.5	<0.01
1473231	Drill Core	33.3	0.4	0.06	<0.005	<1	<0.5	<0.5	<0.01
1473232	Drill Core	26.4	0.4	<0.05	0.005	<1	<0.5	<0.5	<0.01
1473233	Drill Core	28.7	0.3	<0.05	<0.005	<1	1.0	<0.5	<0.01
1473234	Drill Core	29.1	0.3	0.08	<0.005	<1	0.6	<0.5	<0.01
1473235	Drill Core	27.4	0.3	<0.05	<0.005	<1	0.5	<0.5	<0.01
1473236	Drill Core	20.0	0.3	<0.05	<0.005	<1	<0.5	<0.5	<0.01
1473237	Drill Core	17.7	0.4	0.10	<0.005	<1	0.6	<0.5	<0.01
1473238	Drill Core	9.9	0.4	0.06	<0.005	<1	<0.5	<0.5	<0.01
1473239	Drill Core	15.2	0.4	<0.05	<0.005	<1	<0.5	<0.5	<0.01
1473240	Drill Core	10.5	0.4	0.07	<0.005	<1	<0.5	<0.5	<0.01
1473241	Drill Core	9.8	0.4	0.07	<0.005	<1	0.6	<0.5	<0.01
1473242	Drill Core	14.0	0.4	<0.05	<0.005	<1	0.8	<0.5	<0.01
1473243	Drill Core	17.0	0.3	<0.05	<0.005	<1	<0.5	<0.5	<0.01
1473244	Drill Core	13.7	0.3	0.06	<0.005	<1	<0.5	<0.5	<0.01
1473245	Drill Core	14.0	0.4	<0.05	<0.005	<1	<0.5	<0.5	<0.01
1473246	Drill Core	15.8	0.4	<0.05	<0.005	<1	<0.5	<0.5	<0.01
1473247	Drill Core	11.9	0.4	0.08	0.005	<1	0.6	<0.5	<0.01
1473248	Drill Core	12.3	0.4	0.10	<0.005	<1	<0.5	<0.5	<0.01
1473249	Drill Core	15.0	0.5	0.10	<0.005	<1	<0.5	<0.5	<0.01
1473250	Rock Pulp	22.2	1.2	<0.05	<0.005	<1	<0.5	<0.5	0.02
1473251	Rock Pulp	19.8	1.0	0.14	0.087	<1	<0.5	<0.5	0.09
1473252	Drill Core	26.0	0.6	0.09	<0.005	<1	0.7	<0.5	<0.01
1473253	Drill Core	23.2	0.4	0.09	<0.005	<1	0.7	<0.5	<0.01
1473254	Drill Core	23.3	0.5	0.05	<0.005	<1	<0.5	<0.5	<0.01
1473255	Drill Core	19.1	0.4	0.05	<0.005	<1	0.8	<0.5	<0.01
1473256	Drill Core	16.6	0.5	0.06	<0.005	<1	<0.5	<0.5	0.01
1473257	Drill Core	12.8	0.5	0.07	<0.005	<1	1.4	<0.5	<0.01

This report supersedes all previous preliminary and final reports with this file number dated prior to the date on this certificate. Signature indicates final approval; preliminary reports are unsigned and should be used for reference only.

BUREAU VERITAS
MINERAL LABORATORIES
Canada

www.bureauveritas.com/um

Bureau Veritas Commodities Canada Ltd.

9050 Shaughnessy St Vancouver British Columbia V6P 6E5 Canada
PHONE (604) 253-3158

Client: **Goldstrike Resources Ltd.**
1010 - 1130 West Pender St.
Vancouver British Columbia V6E 4A4 Canada

Project: LUC
Report Date: October 18, 2018

CERTIFICATE OF ANALYSIS WHI18000584.1

	Method	WGHT	FA350	MA200	MA200	MA200	MA200	MA200	MA200	MA200	MA200	MA200	MA200	MA200	MA200	MA200	MA200	MA200	MA200	MA200	MA200
	Analyte	Wgt	Au	Mo	Cu	Pb	Zn	Ag	Ni	Co	Mn	Fe	As	U	Th	Sr	Cd	Sb	Bi	V	Ca
	Unit	kg	ppb	ppm	ppm	ppm	ppm	ppm	ppm	ppm	ppm	%	ppm	ppm	ppm	ppm	ppm	ppm	ppm	ppm	%
	MDL	0.01	2	0.1	0.1	0.1	1	0.1	0.1	0.2	1	0.01	1	0.1	0.1	1	0.1	0.1	0.1	1	0.01
1473258	Drill Core	5.68	12	0.6	16.0	6.2	71	<0.1	29.4	24.6	1121	5.51	9	1.0	2.9	340	0.1	0.1	<0.1	168	4.33
1473259	Drill Core	5.32	5	0.4	12.4	6.2	53	<0.1	20.6	19.0	938	4.89	8	0.9	2.5	315	<0.1	0.1	<0.1	149	3.50
1473260	Drill Core	5.68	74	0.5	17.2	5.6	58	0.2	21.5	24.3	1022	5.17	10	0.8	2.6	312	0.2	0.2	<0.1	175	4.04
1473261	Drill Core	5.49	2	0.4	28.1	5.4	67	<0.1	30.0	27.6	1190	6.00	11	0.9	2.1	373	0.2	0.1	<0.1	197	3.94
1473262	Drill Core	3.29	2	0.3	163.5	3.2	75	0.1	30.6	48.0	1934	10.16	5	0.5	0.8	210	0.1	0.1	<0.1	327	4.28
1473263	Drill Core	5.18	130	0.5	15.2	5.5	57	0.5	27.1	23.0	1183	5.35	6	0.9	2.5	259	0.2	0.1	<0.1	171	3.93
1473264	Drill Core	5.73	3	0.5	25.0	4.7	49	<0.1	24.3	21.5	975	5.09	3	0.9	2.9	277	<0.1	0.2	<0.1	160	3.43
1473265	Drill Core	5.13	2	0.1	30.5	10.2	31	<0.1	10.4	11.6	544	3.08	3	1.7	6.3	256	<0.1	<0.1	<0.1	64	2.45
1473266	Drill Core	5.22	27	0.9	49.1	8.5	72	0.2	23.3	34.4	1271	7.28	3	0.8	1.3	290	0.2	0.1	<0.1	280	5.18
1473267	Drill Core	4.97	<2	0.3	16.6	5.2	60	<0.1	20.4	26.6	1037	5.87	4	1.0	3.8	237	<0.1	<0.1	<0.1	204	4.36
1473268	Drill Core	2.98	2	0.3	5.2	5.2	36	<0.1	12.5	11.7	621	3.11	5	1.2	6.0	207	<0.1	<0.1	<0.1	85	2.88
1473269	Drill Core	4.41	<2	0.3	86.4	8.9	61	<0.1	14.3	28.4	947	6.72	9	1.5	3.8	297	0.2	0.4	<0.1	379	4.54
1473270	Drill Core	5.62	<2	0.2	31.8	6.4	56	<0.1	21.4	21.7	841	5.54	5	1.5	3.6	246	<0.1	0.3	<0.1	232	4.05
1473271	Drill Core	5.31	<2	0.1	4.9	9.6	32	<0.1	14.7	12.8	585	3.27	3	1.6	6.0	223	<0.1	0.3	0.1	89	2.92
1473272	Drill Core	5.10	3	0.1	3.9	7.1	33	<0.1	15.4	12.6	790	3.42	6	2.0	5.7	196	<0.1	0.7	<0.1	97	2.91
1473273	Drill Core	5.18	8	0.5	7.2	10.0	63	<0.1	29.3	20.3	1239	5.48	11	1.1	3.0	194	<0.1	1.4	<0.1	161	4.04
1473274	Drill Core	5.26	6	0.2	31.6	5.6	71	<0.1	22.2	22.0	1283	5.86	7	1.0	3.8	208	0.1	0.4	<0.1	126	3.87
1473275	Rock Pulp	0.05	4	3.4	24.8	4.3	44	0.3	22.9	11.4	509	2.55	4	0.8	1.8	236	0.2	0.8	<0.1	83	1.81

This report supersedes all previous preliminary and final reports with this file number dated prior to the date on this certificate. Signature indicates final approval; preliminary reports are unsigned and should be used for reference only.

BUREAU VERITAS
MINERAL LABORATORIES
Canada

www.bureauveritas.com/um

Bureau Veritas Commodities Canada Ltd.

9050 Shaughnessy St Vancouver British Columbia V6P 6E5 Canada
PHONE (604) 253-3158

Client: **Goldstrike Resources Ltd.**
1010 - 1130 West Pender St.
Vancouver British Columbia V6E 4A4 Canada

Project: LUC
Report Date: October 18, 2018

CERTIFICATE OF ANALYSIS WHI18000584.1

	Method	MA200	MA200	MA200	MA200	MA200	MA200	MA200	MA200	MA200	MA200	MA200	MA200	MA200	MA200	MA200	MA200	MA200	MA200	MA200	MA200
	Analyte	P	La	Cr	Mg	Ba	Ti	Al	Na	K	W	Zr	Ce	Sn	Y	Nb	Ta	Be	Sc	Li	S
	Unit	%	ppm	ppm	%	ppm	%	%	%	%	ppm	ppm	ppm	ppm	ppm	ppm	ppm	ppm	ppm	ppm	%
	MDL	0.001	0.1	1	0.01	1	0.001	0.01	0.001	0.01	0.1	0.1	1	0.1	0.1	0.1	0.1	1	1	0.1	0.1
1473258	Drill Core	0.064	11.7	67	2.73	522	0.509	8.17	3.028	1.16	0.7	7.5	23	1.0	18.7	4.7	0.3	<1	25	15.1	<0.1
1473259	Drill Core	0.073	9.4	57	2.33	577	0.481	7.78	3.066	1.18	0.4	5.9	19	0.9	17.2	4.6	0.3	1	19	17.5	<0.1
1473260	Drill Core	0.068	10.1	54	2.52	370	0.466	7.78	3.713	0.88	2.0	9.0	21	1.0	18.9	4.3	0.3	1	23	16.8	0.2
1473261	Drill Core	0.071	10.5	68	2.95	367	0.560	8.08	3.520	1.02	0.8	7.3	22	1.1	22.5	4.2	0.3	<1	26	17.8	0.1
1473262	Drill Core	0.077	10.1	79	3.54	410	0.818	7.71	2.555	1.02	0.4	8.3	22	1.4	35.3	3.0	0.2	1	33	15.7	0.6
1473263	Drill Core	0.074	11.7	61	2.71	284	0.467	7.68	3.598	1.01	2.0	7.8	24	1.0	21.3	3.7	0.3	<1	24	20.2	0.4
1473264	Drill Core	0.060	10.3	59	2.65	490	0.485	7.44	2.659	1.13	0.5	7.7	22	0.7	17.4	3.8	0.3	1	20	18.1	<0.1
1473265	Drill Core	0.042	15.9	25	1.31	795	0.272	7.23	2.982	1.26	0.2	10.4	29	0.7	11.7	4.8	0.3	<1	10	12.3	<0.1
1473266	Drill Core	0.065	8.7	41	2.84	233	0.704	7.04	2.086	0.97	1.1	8.1	18	1.0	27.4	2.8	0.2	<1	30	17.7	0.4
1473267	Drill Core	0.055	12.5	32	1.98	297	0.554	7.32	3.046	0.80	0.3	8.0	26	1.3	27.3	5.6	0.4	<1	23	10.0	0.2
1473268	Drill Core	0.036	15.3	33	1.04	584	0.316	7.14	3.092	1.19	0.7	5.5	30	1.4	18.1	6.9	0.5	<1	11	11.8	<0.1
1473269	Drill Core	0.113	17.6	19	1.70	264	0.528	7.86	2.672	0.85	0.1	7.4	35	1.0	23.6	6.3	0.4	1	33	17.5	0.2
1473270	Drill Core	0.032	10.7	49	1.64	276	0.497	7.11	2.766	1.00	0.3	6.6	22	1.2	18.0	5.3	0.4	<1	23	14.8	<0.1
1473271	Drill Core	0.038	17.6	35	1.05	552	0.325	6.86	3.142	1.11	<0.1	6.2	34	1.6	19.6	6.8	0.5	<1	12	10.4	<0.1
1473272	Drill Core	0.044	15.3	51	1.31	412	0.323	7.14	3.138	0.99	0.3	7.6	32	1.7	19.3	6.5	0.6	<1	15	12.0	<0.1
1473273	Drill Core	0.098	16.0	110	1.99	702	0.422	7.01	2.415	1.31	1.0	6.7	31	1.1	20.8	4.9	0.3	<1	24	11.2	<0.1
1473274	Drill Core	0.078	14.0	54	1.78	592	0.493	7.21	3.237	1.35	0.5	5.8	28	1.0	21.1	6.3	0.4	1	24	12.2	0.2
1473275	Rock Pulp	0.053	8.8	29	0.80	472	0.284	5.16	2.106	0.83	28.2	38.3	18	0.7	12.8	3.5	0.2	<1	10	12.5	<0.1

This report supersedes all previous preliminary and final reports with this file number dated prior to the date on this certificate. Signature indicates final approval; preliminary reports are unsigned and should be used for reference only.

BUREAU VERITAS
MINERAL LABORATORIES
Canada

www.bureauveritas.com/um

Bureau Veritas Commodities Canada Ltd.

9050 Shaughnessy St Vancouver British Columbia V6P 6E5 Canada
PHONE (604) 253-3158

Client: **Goldstrike Resources Ltd.**
1010 - 1130 West Pender St.
Vancouver British Columbia V6E 4A4 Canada

Project: LUC
Report Date: October 18, 2018

CERTIFICATE OF ANALYSIS WHI18000584.1

	Method	MA200	MA200	MA200	MA200	MA200	MA200	MA200	AQ200
	Analyte	Rb	Hf	In	Re	Se	Te	Tl	Hg
	Unit	ppm	ppm	ppm	ppm	ppm	ppm	ppm	ppm
	MDL	0.1	0.1	0.05	0.005	1	0.5	0.5	0.01
1473258	Drill Core	26.9	0.4	<0.05	<0.005	<1	0.9	<0.5	<0.01
1473259	Drill Core	22.2	0.3	0.06	<0.005	<1	0.6	<0.5	<0.01
1473260	Drill Core	16.7	0.5	<0.05	<0.005	<1	1.1	<0.5	0.01
1473261	Drill Core	24.3	0.5	0.06	<0.005	<1	0.5	<0.5	<0.01
1473262	Drill Core	26.9	0.4	0.09	<0.005	<1	0.5	<0.5	<0.01
1473263	Drill Core	23.5	0.4	<0.05	<0.005	<1	0.8	<0.5	0.02
1473264	Drill Core	24.7	0.4	0.06	<0.005	<1	0.5	<0.5	<0.01
1473265	Drill Core	34.0	0.3	<0.05	<0.005	<1	<0.5	<0.5	<0.01
1473266	Drill Core	32.4	0.6	0.08	<0.005	<1	0.8	<0.5	0.02
1473267	Drill Core	26.5	0.4	<0.05	<0.005	<1	<0.5	<0.5	<0.01
1473268	Drill Core	36.1	0.2	<0.05	<0.005	<1	<0.5	<0.5	<0.01
1473269	Drill Core	30.1	0.5	0.10	<0.005	<1	0.5	<0.5	0.02
1473270	Drill Core	30.9	0.4	0.07	<0.005	<1	0.5	<0.5	<0.01
1473271	Drill Core	35.1	0.3	<0.05	<0.005	<1	<0.5	<0.5	<0.01
1473272	Drill Core	35.1	0.3	0.06	<0.005	<1	<0.5	<0.5	<0.01
1473273	Drill Core	50.9	0.3	0.10	<0.005	<1	0.5	<0.5	<0.01
1473274	Drill Core	44.1	0.3	0.07	<0.005	<1	0.7	<0.5	<0.01
1473275	Rock Pulp	20.8	1.1	<0.05	<0.005	<1	<0.5	<0.5	0.02

This report supersedes all previous preliminary and final reports with this file number dated prior to the date on this certificate. Signature indicates final approval; preliminary reports are unsigned and should be used for reference only.

BUREAU VERITAS
MINERAL LABORATORIES
Canada

www.bureauveritas.com/um

Bureau Veritas Commodities Canada Ltd.
9050 Shaughnessy St Vancouver British Columbia V6P 6E5 Canada
PHONE (604) 253-3158

Client: **Goldstrike Resources Ltd.**
1010 - 1130 West Pender St.
Vancouver British Columbia V6E 4A4 Canada

Project: LUC
Report Date: October 18, 2018

QUALITY CONTROL REPORT WHI18000584.1

	Method	WGHT	FA350	MA200	MA200	MA200	MA200	MA200	MA200	MA200	MA200	MA200	MA200	MA200	MA200	MA200	MA200	MA200	MA200	MA200	MA200
	Analyte	Wgt	Au	Mo	Cu	Pb	Zn	Ag	Ni	Co	Mn	Fe	As	U	Th	Sr	Cd	Sb	Bi	V	Ca
	Unit	kg	ppb	ppm	ppm	ppm	ppm	ppm	ppm	ppm	ppm	%	ppm	ppm	ppm	ppm	ppm	ppm	ppm	ppm	%
	MDL	0.01	2	0.1	0.1	0.1	1	0.1	0.1	0.2	1	0.01	1	0.1	0.1	1	0.1	0.1	0.1	1	0.01
Pulp Duplicates																					
1473147	Drill Core	5.94	80	1.3	17.2	7.9	84	<0.1	7.3	16.1	855	4.26	9	0.8	2.3	134	0.1	1.3	<0.1	130	2.39
REP 1473147	QC																				
REP 1473160	QC		4																		
1473168	Drill Core	4.44	63	7.8	47.6	13.2	104	0.3	30.3	27.5	809	6.13	25	2.1	4.2	237	0.2	2.2	0.1	297	2.27
REP 1473168	QC			8.3	49.2	13.5	110	0.3	28.3	27.9	794	5.95	26	2.2	3.9	221	0.3	2.2	0.1	292	2.23
1473181	Drill Core	4.82	19	2.0	27.2	9.4	60	<0.1	15.4	17.8	991	4.16	10	0.7	3.8	183	0.3	1.0	<0.1	115	4.85
REP 1473181	QC																				
REP 1473194	QC		17																		
1473202	Drill Core	2.77	2	0.6	44.1	4.6	65	<0.1	13.0	21.5	909	4.76	6	0.9	4.8	153	<0.1	0.3	<0.1	143	3.65
REP 1473202	QC			0.6	45.3	4.7	65	<0.1	12.8	20.7	913	4.70	5	0.8	4.5	148	<0.1	0.4	<0.1	142	3.58
1473216	Drill Core	5.34	3	0.3	21.9	5.4	46	<0.1	14.8	19.2	885	4.43	8	0.7	3.7	147	<0.1	0.4	<0.1	134	3.25
REP 1473216	QC																				
REP 1473228	QC		8																		
1473237	Drill Core	5.30	2	2.2	12.2	8.3	52	<0.1	16.3	21.1	966	4.58	3	1.1	3.1	355	<0.1	<0.1	<0.1	133	4.29
REP 1473237	QC			1.8	11.9	8.3	52	<0.1	17.2	20.9	975	4.75	2	1.1	3.1	367	<0.1	<0.1	<0.1	144	4.45
1473249	Drill Core	5.04	<2	0.3	50.3	6.5	66	<0.1	21.8	27.9	1334	7.00	4	0.7	1.8	274	<0.1	<0.1	<0.1	314	4.44
REP 1473249	QC			0.2	52.1	7.1	68	<0.1	22.5	28.4	1310	6.97	4	0.8	1.9	275	<0.1	0.1	<0.1	307	4.39
1473251	Rock Pulp	0.06	307	192.5	1844.4	42.1	279	0.6	37.5	14.0	731	4.18	16	0.7	1.8	256	1.2	2.0	0.3	117	2.52
REP 1473251	QC																				
REP 1473262	QC		3																		
1473274	Drill Core	5.26	6	0.2	31.6	5.6	71	<0.1	22.2	22.0	1283	5.86	7	1.0	3.8	208	0.1	0.4	<0.1	126	3.87
REP 1473274	QC		5																		
Core Reject Duplicates																					
1473160	Drill Core	5.04	3	4.2	51.8	8.3	91	<0.1	19.7	29.0	1282	6.99	5	0.7	1.8	167	0.2	1.6	<0.1	317	3.52
DUP 1473160	QC		6	3.9	49.0	7.8	91	<0.1	18.3	27.2	1219	6.81	5	0.6	1.9	151	<0.1	1.3	0.1	305	3.38
1473194	Drill Core	3.70	17	0.2	3.2	4.0	34	<0.1	8.1	10.7	2061	3.62	3	0.3	3.4	161	1.7	0.2	<0.1	103	5.64
DUP 1473194	QC		18	0.3	3.7	4.0	38	0.1	8.2	10.3	2052	3.60	4	0.3	3.7	171	1.7	0.2	<0.1	99	5.60
1473228	Drill Core	4.90	9	0.6	13.2	4.6	63	<0.1	23.3	25.1	950	5.59	4	0.8	2.2	266	0.2	0.3	<0.1	169	5.49

This report supersedes all previous preliminary and final reports with this file number dated prior to the date on this certificate. Signature indicates final approval; preliminary reports are unsigned and should be used for reference only.

BUREAU VERITAS
MINERAL LABORATORIES
Canada

www.bureauveritas.com/um

Bureau Veritas Commodities Canada Ltd.
9050 Shaughnessy St Vancouver British Columbia V6P 6E5 Canada
PHONE (604) 253-3158

Client: **Goldstrike Resources Ltd.**
1010 - 1130 West Pender St.
Vancouver British Columbia V6E 4A4 Canada

Project: LUC
Report Date: October 18, 2018

QUALITY CONTROL REPORT WHI18000584.1

	Method	MA200	MA200	MA200	MA200	MA200	MA200	MA200	MA200	MA200	MA200	MA200	MA200	MA200	MA200	MA200	MA200	MA200	MA200	MA200	MA200
	Analyte	P	La	Cr	Mg	Ba	Ti	Al	Na	K	W	Zr	Ce	Sn	Y	Nb	Ta	Be	Sc	Li	S
	Unit	%	ppm	ppm	%	ppm	%	%	%	%	ppm	ppm	ppm	ppm	ppm	ppm	ppm	ppm	ppm	ppm	%
	MDL	0.001	0.1	1	0.01	1	0.001	0.01	0.001	0.01	0.1	0.1	1	0.1	0.1	0.1	0.1	1	1	0.1	0.1
Pulp Duplicates																					
1473147	Drill Core	0.032	8.1	10	1.27	439	0.190	6.69	1.668	2.98	9.9	3.8	16	0.7	7.6	2.9	0.1	<1	21	11.5	<0.1
REP 1473147	QC																				
REP 1473160	QC																				
1473168	Drill Core	0.058	15.8	37	1.12	1031	0.491	6.42	0.031	2.40	9.5	7.9	30	1.2	11.7	2.6	0.2	2	22	20.1	0.3
REP 1473168	QC	0.054	17.1	36	1.09	1065	0.527	6.21	0.030	2.34	9.5	8.5	32	1.1	12.6	2.7	0.1	2	22	20.2	0.3
1473181	Drill Core	0.049	14.7	58	1.99	806	0.224	6.58	0.758	0.73	3.4	9.6	27	0.8	11.4	3.3	0.2	<1	18	42.8	<0.1
REP 1473181	QC																				
REP 1473194	QC																				
1473202	Drill Core	0.055	14.3	49	1.41	288	0.311	6.97	2.810	1.01	0.8	10.4	26	1.9	19.6	3.6	0.3	<1	21	9.4	<0.1
REP 1473202	QC	0.053	12.7	48	1.37	271	0.302	6.80	2.765	1.09	0.9	9.7	27	1.9	20.8	3.8	0.3	2	20	9.5	<0.1
1473216	Drill Core	0.058	9.5	43	1.78	347	0.487	6.89	2.005	0.98	0.4	6.3	23	1.3	13.7	6.5	0.4	<1	17	14.5	<0.1
REP 1473216	QC																				
REP 1473228	QC																				
1473237	Drill Core	0.058	11.7	45	2.53	260	0.353	7.77	3.237	0.77	0.2	7.4	24	1.0	16.6	2.4	0.2	1	20	12.1	<0.1
REP 1473237	QC	0.060	11.2	45	2.62	269	0.374	8.01	3.329	0.81	0.3	7.6	24	1.1	16.8	2.6	0.2	<1	21	12.1	<0.1
1473249	Drill Core	0.072	8.5	37	2.71	188	0.688	7.26	2.909	0.68	0.3	6.5	18	1.0	23.7	2.6	0.2	<1	25	9.5	0.1
REP 1473249	QC	0.069	8.5	36	2.73	182	0.684	7.44	2.946	0.67	0.3	7.0	18	0.9	24.5	2.8	0.2	1	27	10.4	0.1
1473251	Rock Pulp	0.055	9.5	56	1.29	563	0.373	6.28	2.206	0.85	8.6	31.6	19	1.9	14.7	4.2	0.3	<1	14	15.0	0.3
REP 1473251	QC																				
REP 1473262	QC																				
1473274	Drill Core	0.078	14.0	54	1.78	592	0.493	7.21	3.237	1.35	0.5	5.8	28	1.0	21.1	6.3	0.4	1	24	12.2	0.2
REP 1473274	QC																				
Core Reject Duplicates																					
1473160	Drill Core	0.067	8.5	40	1.75	580	0.766	6.89	2.515	1.79	2.8	8.2	19	1.5	17.1	3.9	0.2	2	30	8.0	0.1
DUP 1473160	QC	0.063	9.2	36	1.66	567	0.740	6.62	2.401	1.64	2.6	7.6	18	1.2	15.4	3.3	0.2	<1	27	7.4	0.1
1473194	Drill Core	0.031	13.1	22	2.52	1704	0.120	5.34	3.749	0.34	3.3	11.2	27	0.7	16.2	1.5	0.1	<1	11	5.5	<0.1
DUP 1473194	QC	0.031	14.8	24	2.47	1665	0.117	5.32	3.698	0.37	3.0	11.6	25	0.8	15.7	1.7	0.1	<1	11	5.6	<0.1
1473228	Drill Core	0.066	11.4	58	2.23	204	0.364	7.61	2.950	1.20	1.4	7.8	23	0.9	16.3	2.1	0.2	1	24	15.7	<0.1

This report supersedes all previous preliminary and final reports with this file number dated prior to the date on this certificate. Signature indicates final approval; preliminary reports are unsigned and should be used for reference only.

BUREAU VERITAS
MINERAL LABORATORIES
Canada

www.bureauveritas.com/um

Bureau Veritas Commodities Canada Ltd.
9050 Shaughnessy St Vancouver British Columbia V6P 6E5 Canada
PHONE (604) 253-3158

Client: **Goldstrike Resources Ltd.**
1010 - 1130 West Pender St.
Vancouver British Columbia V6E 4A4 Canada

Project: LUC
Report Date: October 18, 2018

QUALITY CONTROL REPORT WHI18000584.1

	Method	MA200	MA200	MA200	MA200	MA200	MA200	MA200	AQ200
	Analyte	Rb	Hf	In	Re	Se	Te	Tl	Hg
	Unit	ppm	ppm	ppm	ppm	ppm	ppm	ppm	ppm
	MDL	0.1	0.1	0.05	0.005	1	0.5	0.5	0.01
Pulp Duplicates									
1473147	Drill Core	49.3	0.2	<0.05	<0.005	<1	<0.5	<0.5	0.04
REP 1473147	QC								0.04
REP 1473160	QC								
1473168	Drill Core	49.6	0.3	<0.05	<0.005	3	<0.5	<0.5	0.12
REP 1473168	QC	51.6	0.4	0.09	<0.005	1	<0.5	<0.5	
1473181	Drill Core	24.3	0.4	<0.05	<0.005	<1	0.7	<0.5	0.03
REP 1473181	QC								0.03
REP 1473194	QC								
1473202	Drill Core	33.5	0.4	0.08	<0.005	<1	<0.5	<0.5	0.04
REP 1473202	QC	33.7	0.4	0.05	<0.005	<1	<0.5	<0.5	
1473216	Drill Core	26.2	0.3	<0.05	<0.005	<1	<0.5	<0.5	0.06
REP 1473216	QC								0.06
REP 1473228	QC								
1473237	Drill Core	17.7	0.4	0.10	<0.005	<1	0.6	<0.5	<0.01
REP 1473237	QC	18.0	0.4	0.10	<0.005	<1	<0.5	<0.5	
1473249	Drill Core	15.0	0.5	0.10	<0.005	<1	<0.5	<0.5	<0.01
REP 1473249	QC	15.5	0.5	0.06	<0.005	<1	0.5	<0.5	
1473251	Rock Pulp	19.8	1.0	0.14	0.087	<1	<0.5	<0.5	0.09
REP 1473251	QC								0.09
REP 1473262	QC								
1473274	Drill Core	44.1	0.3	0.07	<0.005	<1	0.7	<0.5	<0.01
REP 1473274	QC								
Core Reject Duplicates									
1473160	Drill Core	53.4	0.5	0.07	<0.005	<1	0.7	<0.5	0.02
DUP 1473160	QC	52.0	0.4	0.07	<0.005	<1	<0.5	<0.5	0.02
1473194	Drill Core	8.1	0.4	<0.05	<0.005	<1	<0.5	<0.5	0.25
DUP 1473194	QC	8.5	0.4	<0.05	<0.005	<1	1.1	<0.5	0.30
1473228	Drill Core	42.0	0.4	0.12	<0.005	<1	<0.5	<0.5	<0.01

This report supersedes all previous preliminary and final reports with this file number dated prior to the date on this certificate. Signature indicates final approval; preliminary reports are unsigned and should be used for reference only.

BUREAU VERITAS
MINERAL LABORATORIES
Canada

www.bureauveritas.com/um

Bureau Veritas Commodities Canada Ltd.
9050 Shaughnessy St Vancouver British Columbia V6P 6E5 Canada
PHONE (604) 253-3158

Client: **Goldstrike Resources Ltd.**
1010 - 1130 West Pender St.
Vancouver British Columbia V6E 4A4 Canada

Project: LUC
Report Date: October 18, 2018

QUALITY CONTROL REPORT WHI18000584.1

		WGHT	FA350	MA200	MA200	MA200	MA200	MA200	MA200	MA200	MA200	MA200	MA200	MA200	MA200	MA200	MA200	MA200	MA200	MA200	MA200
		Wgt	Au	Mo	Cu	Pb	Zn	Ag	Ni	Co	Mn	Fe	As	U	Th	Sr	Cd	Sb	Bi	V	Ca
		kg	ppb	ppm	ppm	ppm	ppm	ppm	ppm	ppm	ppm	%	ppm	ppm	ppm	ppm	ppm	ppm	ppm	ppm	%
		0.01	2	0.1	0.1	0.1	1	0.1	0.1	0.2	1	0.01	1	0.1	0.1	1	0.1	0.1	0.1	1	0.01
DUP 1473228	QC		16	0.5	14.3	4.7	66	<0.1	23.2	25.7	954	5.68	4	0.9	2.3	254	0.2	0.3	<0.1	174	5.48
1473262	Drill Core	3.29	2	0.3	163.5	3.2	75	0.1	30.6	48.0	1934	10.16	5	0.5	0.8	210	0.1	0.1	<0.1	327	4.28
DUP 1473262	QC		2	0.3	162.5	3.3	75	0.1	31.8	47.9	1919	10.34	6	0.5	0.8	195	0.2	0.1	<0.1	335	4.36
Reference Materials																					
STD DS11	Standard																				
STD DS11	Standard																				
STD DS11	Standard																				
STD DS11	Standard																				
STD OREAS25A-4A	Standard			2.6	36.9	26.8	47	<0.1	46.0	8.0	500	6.52	10	3.0	16.1	48	<0.1	0.6	0.4	161	0.28
STD OREAS25A-4A	Standard			2.5	37.2	24.0	50	<0.1	44.9	7.5	523	6.65	9	2.8	15.2	43	0.1	0.6	0.3	167	0.29
STD OREAS25A-4A	Standard			2.2	34.0	25.1	49	<0.1	43.8	7.6	538	6.66	10	3.1	14.8	48	<0.1	0.6	0.4	158	0.27
STD OREAS25A-4A	Standard			2.3	33.5	22.8	43	<0.1	41.7	7.1	460	6.30	8	2.5	14.4	45	<0.1	0.5	0.3	154	0.29
STD OREAS45EA	Standard																				
STD OREAS45EA	Standard																				
STD OREAS45E	Standard			2.5	755.3	20.2	49	0.3	475.4	62.4	574	24.34	17	2.7	14.2	17	<0.1	0.9	0.3	319	0.07
STD OREAS45E	Standard			2.1	777.1	18.2	51	0.3	484.7	55.2	571	22.88	15	2.5	12.2	16	0.1	1.1	0.3	331	0.07
STD OREAS45EA	Standard																				
STD OREAS45EA	Standard																				
STD OREAS45E	Standard			2.4	775.6	19.6	51	0.4	490.5	60.9	579	24.54	18	2.6	15.1	17	<0.1	1.1	0.3	347	0.06
STD OREAS45E	Standard			2.2	778.1	18.7	48	0.3	467.2	57.7	583	23.20	17	2.5	12.7	17	<0.1	1.0	0.3	328	0.08
STD OXC145	Standard		206																		
STD OXC145	Standard		200																		
STD OXC145	Standard		206																		
STD OXC145	Standard		206																		
STD OXC145	Standard		206																		
STD OXH139	Standard		1297																		
STD OXH139	Standard		1296																		
STD OXH139	Standard		1291																		
STD OXH139	Standard		1261																		

This report supersedes all previous preliminary and final reports with this file number dated prior to the date on this certificate. Signature indicates final approval; preliminary reports are unsigned and should be used for reference only.

BUREAU VERITAS
MINERAL LABORATORIES
Canada

www.bureauveritas.com/um

Bureau Veritas Commodities Canada Ltd.
9050 Shaughnessy St Vancouver British Columbia V6P 6E5 Canada
PHONE (604) 253-3158

Client: **Goldstrike Resources Ltd.**
1010 - 1130 West Pender St.
Vancouver British Columbia V6E 4A4 Canada

Project: LUC
Report Date: October 18, 2018

QUALITY CONTROL REPORT WHI18000584.1

		MA200 P % 0.001	MA200 La ppm 0.1	MA200 Cr ppm 1	MA200 Mg % 0.01	MA200 Ba ppm 1	MA200 Ti % 0.001	MA200 Al % 0.01	MA200 Na % 0.001	MA200 K % 0.01	MA200 W ppm 0.1	MA200 Zr ppm 0.1	MA200 Ce ppm 1	MA200 Sn ppm 0.1	MA200 Y ppm 0.1	MA200 Nb ppm 0.1	MA200 Ta ppm 0.1	MA200 Be ppm 1	MA200 Sc ppm 1	MA200 Li ppm 0.1	MA200 S % 0.1
DUP 1473228	QC	0.069	11.3	60	2.31	212	0.366	7.59	2.889	1.25	1.3	7.6	24	1.0	16.2	1.9	0.1	1	25	17.4	0.1
1473262	Drill Core	0.077	10.1	79	3.54	410	0.818	7.71	2.555	1.02	0.4	8.3	22	1.4	35.3	3.0	0.2	1	33	15.7	0.6
DUP 1473262	QC	0.079	10.0	83	3.61	391	0.796	7.49	2.402	0.97	0.4	8.5	21	1.3	34.8	2.9	0.2	<1	33	15.5	0.6
Reference Materials																					
STD DS11	Standard																				
STD DS11	Standard																				
STD DS11	Standard																				
STD DS11	Standard																				
STD OREAS25A-4A	Standard	0.048	23.2	113	0.30	148	0.914	9.18	0.138	0.48	1.9	153.1	48	3.9	10.9	19.9	1.4	<1	12	36.3	<0.1
STD OREAS25A-4A	Standard	0.048	19.1	112	0.31	156	0.932	8.94	0.133	0.46	1.8	149.6	43	3.7	9.5	18.4	1.3	1	12	35.6	<0.1
STD OREAS25A-4A	Standard	0.045	21.7	114	0.34	162	0.930	8.83	0.133	0.47	1.9	166.5	42	3.8	9.5	19.6	1.6	<1	12	36.8	<0.1
STD OREAS25A-4A	Standard	0.043	20.4	107	0.30	133	0.910	8.75	0.122	0.43	1.5	133.9	44	3.6	9.3	17.4	1.2	1	11	36.3	<0.1
STD OREAS45EA	Standard																				
STD OREAS45EA	Standard																				
STD OREAS45E	Standard	0.033	11.9	1010	0.14	253	0.538	6.92	0.057	0.33	1.0	100.8	24	1.7	8.3	6.5	0.5	<1	90	6.6	<0.1
STD OREAS45E	Standard	0.033	10.6	876	0.15	248	0.513	6.47	0.057	0.33	1.0	103.1	21	1.3	7.1	6.1	0.6	<1	95	6.3	<0.1
STD OREAS45EA	Standard																				
STD OREAS45EA	Standard																				
STD OREAS45E	Standard	0.033	13.9	999	0.17	271	0.477	6.83	0.064	0.34	1.0	107.1	24	1.4	8.6	6.4	0.6	<1	101	7.4	<0.1
STD OREAS45E	Standard	0.031	9.0	1089	0.14	256	0.528	6.83	0.054	0.33	1.0	96.4	21	1.1	7.3	6.1	0.5	<1	91	7.3	<0.1
STD OXC145	Standard																				
STD OXC145	Standard																				
STD OXC145	Standard																				
STD OXC145	Standard																				
STD OXC145	Standard																				
STD OXH139	Standard																				
STD OXH139	Standard																				
STD OXH139	Standard																				
STD OXH139	Standard																				

This report supersedes all previous preliminary and final reports with this file number dated prior to the date on this certificate. Signature indicates final approval; preliminary reports are unsigned and should be used for reference only.

BUREAU VERITAS
MINERAL LABORATORIES
Canada

www.bureauveritas.com/um

Bureau Veritas Commodities Canada Ltd.
9050 Shaughnessy St Vancouver British Columbia V6P 6E5 Canada
PHONE (604) 253-3158

Client: **Goldstrike Resources Ltd.**
1010 - 1130 West Pender St.
Vancouver British Columbia V6E 4A4 Canada

Project: LUC
Report Date: October 18, 2018

QUALITY CONTROL REPORT WHI18000584.1

		MA200 Rb ppm 0.1	MA200 Hf ppm 0.1	MA200 In ppm 0.05	MA200 Re ppm 0.005	MA200 Se ppm 1	MA200 Te ppm 0.5	MA200 Tl ppm 0.5	AQ200 Hg ppm 0.01
DUP 1473228	QC	41.8	0.5	0.09	<0.005	<1	0.8	<0.5	<0.01
1473262	Drill Core	26.9	0.4	0.09	<0.005	<1	0.5	<0.5	<0.01
DUP 1473262	QC	26.0	0.5	0.06	<0.005	<1	1.3	<0.5	<0.01
Reference Materials									
STD DS11	Standard								0.25
STD DS11	Standard								0.29
STD DS11	Standard								0.24
STD DS11	Standard								0.28
STD OREAS25A-4A	Standard	59.2	4.1	0.10	<0.005	2	<0.5	<0.5	
STD OREAS25A-4A	Standard	57.1	3.9	0.09	<0.005	3	<0.5	<0.5	
STD OREAS25A-4A	Standard	56.1	4.2	0.11	<0.005	3	<0.5	<0.5	
STD OREAS25A-4A	Standard	54.9	3.9	0.07	<0.005	2	<0.5	<0.5	
STD OREAS45EA	Standard								0.02
STD OREAS45EA	Standard								0.01
STD OREAS45E	Standard	21.8	2.9	0.10	<0.005	3	<0.5	<0.5	
STD OREAS45E	Standard	22.5	2.6	0.11	<0.005	3	<0.5	<0.5	
STD OREAS45EA	Standard								<0.01
STD OREAS45EA	Standard								0.01
STD OREAS45E	Standard	22.8	3.4	0.09	<0.005	2	<0.5	<0.5	
STD OREAS45E	Standard	21.5	3.0	0.13	<0.005	2	<0.5	<0.5	
STD OXC145	Standard								
STD OXC145	Standard								
STD OXC145	Standard								
STD OXC145	Standard								
STD OXC145	Standard								
STD OXH139	Standard								
STD OXH139	Standard								
STD OXH139	Standard								
STD OXH139	Standard								

This report supersedes all previous preliminary and final reports with this file number dated prior to the date on this certificate. Signature indicates final approval; preliminary reports are unsigned and should be used for reference only.

BUREAU VERITAS
MINERAL LABORATORIES
Canada

www.bureauveritas.com/um

Bureau Veritas Commodities Canada Ltd.
9050 Shaughnessy St Vancouver British Columbia V6P 6E5 Canada
PHONE (604) 253-3158

Client: **Goldstrike Resources Ltd.**
1010 - 1130 West Pender St.
Vancouver British Columbia V6E 4A4 Canada

Project: LUC
Report Date: October 18, 2018

QUALITY CONTROL REPORT WHI18000584.1

		WGHT	FA350	MA200	MA200	MA200	MA200	MA200	MA200	MA200	MA200	MA200	MA200	MA200	MA200	MA200	MA200	MA200	MA200	MA200	MA200
		Wgt	Au	Mo	Cu	Pb	Zn	Ag	Ni	Co	Mn	Fe	As	U	Th	Sr	Cd	Sb	Bi	V	Ca
		kg	ppb	ppm	ppm	ppm	ppm	ppm	ppm	ppm	ppm	%	ppm	ppm	ppm	ppm	ppm	ppm	ppm	ppm	%
		0.01	2	0.1	0.1	0.1	1	0.1	0.1	0.2	1	0.01	1	0.1	0.1	1	0.1	0.1	0.1	1	0.01
STD DS11 Expected																					
STD OREAS25A-4A Expected				2.55	33.9	25.2	44.4		45.8	8.2	470	6.6	9.94	2.94	15.8	48.5		0.67	0.35	157	0.309
STD OREAS45E Expected				2.4	780	18.2	46.7	0.311	454	57	570	24.12	16.3	2.41	12.9	15.9	0.06	1	0.28	322	0.065
STD OXC145 Expected			212																		
STD OXH139 Expected			1312																		
BLK	Blank																				
BLK	Blank																				
BLK	Blank			<0.1	0.1	0.3	1	<0.1	<0.1	<0.2	5	<0.01	<1	<0.1	<0.1	<1	<0.1	<0.1	<0.1	<1	<0.01
BLK	Blank		<2																		
BLK	Blank		<2																		
BLK	Blank		3																		
BLK	Blank		4																		
BLK	Blank			<0.1	<0.1	<0.1	<1	<0.1	0.2	<0.2	2	<0.01	<1	<0.1	<0.1	<1	<0.1	<0.1	<0.1	<1	0.01
BLK	Blank																				
BLK	Blank																				
BLK	Blank			<0.1	<0.1	<0.1	<1	<0.1	0.3	<0.2	<1	<0.01	<1	<0.1	<0.1	<1	<0.1	<0.1	<0.1	<1	<0.01
BLK	Blank		<2																		
BLK	Blank		<2																		
BLK	Blank		<2																		
BLK	Blank			<0.1	0.1	<0.1	<1	<0.1	<0.1	<0.2	<1	<0.01	<1	<0.1	<0.1	<1	<0.1	<0.1	<0.1	<1	<0.01
BLK	Blank		2																		
BLK	Blank		<2																		
Prep Wash																					
ROCK-WHI	Prep Blank		<2	1.3	4.4	3.6	38	<0.1	1.1	3.9	689	2.04	<1	1.3	3.0	188	<0.1	0.1	<0.1	34	1.41
ROCK-WHI	Prep Blank		<2	1.3	4.2	3.0	37	<0.1	1.0	3.5	715	2.05	1	1.4	3.1	192	<0.1	0.2	<0.1	33	1.37

This report supersedes all previous preliminary and final reports with this file number dated prior to the date on this certificate. Signature indicates final approval; preliminary reports are unsigned and should be used for reference only.

BUREAU VERITAS
MINERAL LABORATORIES
Canada

www.bureauveritas.com/um

Bureau Veritas Commodities Canada Ltd.
9050 Shaughnessy St Vancouver British Columbia V6P 6E5 Canada
PHONE (604) 253-3158

Client: **Goldstrike Resources Ltd.**
1010 - 1130 West Pender St.
Vancouver British Columbia V6E 4A4 Canada

Project: LUC
Report Date: October 18, 2018

QUALITY CONTROL REPORT WHI18000584.1

		MA200 P % 0.001	MA200 La ppm 0.1	MA200 Cr ppm 1	MA200 Mg % 0.01	MA200 Ba ppm 1	MA200 Ti % 0.001	MA200 Al % 0.01	MA200 Na % 0.001	MA200 K % 0.01	MA200 W ppm 0.1	MA200 Zr ppm 0.1	MA200 Ce ppm 1	MA200 Sn ppm 0.1	MA200 Y ppm 0.1	MA200 Nb ppm 0.1	MA200 Ta ppm 0.1	MA200 Be ppm 1	MA200 Sc ppm 1	MA200 Li ppm 0.1	MA200 S % 0.1
STD DS11 Expected																					
STD OREAS25A-4A Expected		0.048	21.8	115	0.327	147	0.977	8.87	0.134	0.482	2	155	48.9	4.06	10.5	20.9	1.5	0.93	13.7	36.7	0.047
STD OREAS45E Expected		0.034	11	979	0.156	252	0.559	6.78	0.059	0.324	1.07	97	23.5	1.32	8.28	6.8	0.54		93	6.58	0.046
STD OXC145 Expected																					
STD OXH139 Expected																					
BLK	Blank																				
BLK	Blank																				
BLK	Blank	<0.001	<0.1	<1	<0.01	<1	<0.001	<0.01	<0.001	<0.01	<0.1	<0.1	<1	<0.1	<0.1	<0.1	<0.1	<1	<1	<0.1	<0.1
BLK	Blank																				
BLK	Blank																				
BLK	Blank																				
BLK	Blank																				
BLK	Blank	<0.001	<0.1	1	<0.01	<1	<0.001	<0.01	<0.001	<0.01	<0.1	<0.1	<1	<0.1	<0.1	<0.1	<0.1	<1	<1	<0.1	<0.1
BLK	Blank																				
BLK	Blank																				
BLK	Blank	<0.001	<0.1	1	<0.01	<1	<0.001	<0.01	<0.001	<0.01	<0.1	<0.1	<1	<0.1	<0.1	<0.1	<0.1	<1	<1	<0.1	<0.1
BLK	Blank																				
BLK	Blank																				
BLK	Blank																				
BLK	Blank	<0.001	<0.1	<1	<0.01	<1	<0.001	<0.01	<0.001	<0.01	<0.1	<0.1	<1	<0.1	<0.1	<0.1	<0.1	<1	<1	0.1	<0.1
BLK	Blank																				
BLK	Blank																				
Prep Wash																					
ROCK-WHI	Prep Blank	0.038	14.2	3	0.53	861	0.204	6.82	3.389	1.74	0.3	58.0	27	0.8	16.4	6.0	0.4	<1	6	2.8	<0.1
ROCK-WHI	Prep Blank	0.041	13.5	3	0.52	957	0.210	6.67	3.451	1.85	0.3	60.0	26	0.7	16.0	5.9	0.4	1	6	2.2	<0.1

This report supersedes all previous preliminary and final reports with this file number dated prior to the date on this certificate. Signature indicates final approval; preliminary reports are unsigned and should be used for reference only.

BUREAU VERITAS
MINERAL LABORATORIES
Canada

www.bureauveritas.com/um

Bureau Veritas Commodities Canada Ltd.
9050 Shaughnessy St Vancouver British Columbia V6P 6E5 Canada
PHONE (604) 253-3158

Client: **Goldstrike Resources Ltd.**
1010 - 1130 West Pender St.
Vancouver British Columbia V6E 4A4 Canada

Project: LUC
Report Date: October 18, 2018

QUALITY CONTROL REPORT WHI18000584.1

		MA200 Rb ppm 0.1	MA200 Hf ppm 0.1	MA200 In ppm 0.05	MA200 Re ppm 0.005	MA200 Se ppm 1	MA200 Te ppm 0.5	MA200 Tl ppm 0.5	AQ200 Hg ppm 0.01
STD DS11 Expected									0.26
STD OREAS25A-4A Expected		61	4.28	0.09		2.5		0.35	
STD OREAS45E Expected		21.2	3.11	0.099		2.97	0.1	0.15	
STD OXC145 Expected									
STD OXH139 Expected									
BLK	Blank								<0.01
BLK	Blank								<0.01
BLK	Blank	0.2	<0.1	<0.05	<0.005	<1	<0.5	<0.5	
BLK	Blank								
BLK	Blank								
BLK	Blank								
BLK	Blank								
BLK	Blank	0.2	<0.1	<0.05	<0.005	<1	<0.5	<0.5	
BLK	Blank								<0.01
BLK	Blank								<0.01
BLK	Blank	<0.1	<0.1	<0.05	<0.005	<1	<0.5	<0.5	
BLK	Blank								
BLK	Blank								
BLK	Blank								
BLK	Blank	0.2	<0.1	<0.05	<0.005	<1	<0.5	<0.5	
BLK	Blank								
BLK	Blank								
Prep Wash									
ROCK-WHI	Prep Blank	35.4	1.7	<0.05	<0.005	<1	<0.5	<0.5	0.02
ROCK-WHI	Prep Blank	34.7	1.8	<0.05	<0.005	<1	<0.5	<0.5	<0.01

This report supersedes all previous preliminary and final reports with this file number dated prior to the date on this certificate. Signature indicates final approval; preliminary reports are unsigned and should be used for reference only.

BUREAU VERITAS
MINERAL LABORATORIES
Canada

www.bureauveritas.com/um

Bureau Veritas Commodities Canada Ltd.
9050 Shaughnessy St Vancouver British Columbia V6P 6E5 Canada
PHONE (604) 253-3158

Client: **Goldstrike Resources Ltd.**
1010 - 1130 West Pender St.
Vancouver British Columbia V6E 4A4 Canada

Submitted By:	Dan Ferraro
Receiving Lab:	Canada-Whitehorse
Received:	August 07, 2018
Report Date:	October 18, 2018
Page:	1 of 4

CERTIFICATE OF ANALYSIS WHI18000585.1

CLIENT JOB INFORMATION

Project:	LUC
Shipment ID:	DDLS-18-10
P.O. Number	
Number of Samples:	81

SAMPLE DISPOSAL

STOR-PLP	Store After 90 days Invoice for Storage
STOR-RJT	Store After 60 days Invoice for Storage

Bureau Veritas does not accept responsibility for samples left at the laboratory after 90 days without prior written instructions for sample storage or return.

SAMPLE PREPARATION AND ANALYTICAL PROCEDURES

Procedure Code	Number of Samples	Code Description	Test Wgt (g)	Report Status	Lab
PRP70-250	74	Crush, split and pulverize 250 g rock to 200 mesh			WHI
SLBHP	7	Sort, label and box pulps			WHI
FA350-Au	81	50g Fire assay fusion Au by ICP-ES	50	Completed	VAN
EN002	81	Environmental disposal charge-Fire assay lead waste			VAN
MA200	81	4 Acid digestion ICP-MS analysis	0.25	Completed	VAN
AQ200-HG	81	Hg by AR digestion ICP-MS analysis	0.5	Completed	VAN
SHP01	81	Per sample shipping charges for branch shipments			VAN

ADDITIONAL COMMENTS

Invoice To: Luckystrike Resources Ltd.
1010 – 1130 West Pender Street
Vancouver British Columbia V6E 4A4
Canada

CC: Daithi Mac Gerailt

BRITISH COLUMBIA CERTIFIED ASSAYER
Marcus Lau
MARCUS LAU
Production Manager

This report supersedes all previous preliminary and final reports with this file number dated prior to the date on this certificate. Signature indicates final approval; preliminary reports are unsigned and should be used for reference only.
All results are considered the confidential property of the client. Bureau Veritas assumes the liabilities for actual cost of analysis only. Results apply to samples as submitted.
"*" asterisk indicates that an analytical result could not be provided due to unusually high levels of interference from other elements.

BUREAU VERITAS
MINERAL LABORATORIES
Canada

www.bureauveritas.com/um

Bureau Veritas Commodities Canada Ltd.

9050 Shaughnessy St Vancouver British Columbia V6P 6E5 Canada
PHONE (604) 253-3158

Client: **Goldstrike Resources Ltd.**
1010 - 1130 West Pender St.
Vancouver British Columbia V6E 4A4 Canada

Project: LUC
Report Date: October 18, 2018

CERTIFICATE OF ANALYSIS WHI18000585.1

	Method	WGHT	FA350	MA200	MA200	MA200	MA200	MA200	MA200	MA200	MA200	MA200	MA200	MA200	MA200	MA200	MA200	MA200	MA200	MA200	MA200
	Analyte	Wgt	Au	Mo	Cu	Pb	Zn	Ag	Ni	Co	Mn	Fe	As	U	Th	Sr	Cd	Sb	Bi	V	Ca
	Unit	kg	ppb	ppm	ppm	ppm	ppm	ppm	ppm	ppm	ppm	%	ppm	ppm	ppm	ppm	ppm	ppm	ppm	ppm	%
	MDL	0.01	2	0.1	0.1	0.1	1	0.1	0.1	0.2	1	0.01	1	0.1	0.1	1	0.1	0.1	0.1	1	0.01
1473276	Rock Pulp	0.06	924	13.6	9861.8	19.2	129	3.3	621.7	20.5	885	8.09	5	0.3	1.5	137	0.3	14.9	0.9	102	2.18
1473277	Drill Core	5.47	<2	0.3	23.7	7.1	98	<0.1	73.8	28.2	1341	6.61	5	0.6	1.7	208	0.1	0.3	<0.1	181	4.16
1473278	Drill Core	4.72	2	0.4	52.7	217.2	58	0.5	10.2	21.7	1343	5.85	4	0.9	2.6	346	0.2	0.4	2.1	126	4.25
1473279	Drill Core	5.16	<2	0.4	22.2	10.1	67	<0.1	11.0	20.5	1216	6.18	6	1.5	3.9	315	0.2	0.8	0.3	156	4.28
1473280	Drill Core	4.88	<2	0.5	51.9	7.1	72	<0.1	16.9	24.7	1231	6.21	5	1.7	2.5	303	0.1	0.6	0.2	178	4.32
1473281	Drill Core	5.02	14	0.2	19.7	76.8	73	0.3	18.5	24.0	1475	6.33	4	1.3	2.0	300	0.3	0.4	0.9	178	4.99
1473282	Drill Core	4.09	<2	0.3	32.9	5.0	43	<0.1	3.5	15.1	723	4.29	5	1.3	4.2	246	<0.1	0.2	0.1	82	3.18
1473283	Drill Core	5.13	<2	0.3	2.3	2.9	71	<0.1	48.1	25.3	1033	5.79	4	0.9	2.3	220	0.2	0.4	0.1	168	5.68
1473284	Drill Core	5.53	4	0.3	5.1	6.7	62	<0.1	50.8	23.0	923	5.23	4	0.9	3.1	254	<0.1	0.3	<0.1	165	4.79
1473285	Drill Core	5.63	3	0.3	24.4	10.3	56	<0.1	17.1	16.4	910	4.52	6	0.9	1.8	231	<0.1	0.5	0.1	154	4.10
1473286	Drill Core	4.11	3	0.7	47.5	13.1	87	<0.1	27.9	33.3	1219	6.75	6	0.8	1.5	230	0.2	0.7	0.2	240	4.76
1473287	Drill Core	5.38	<2	0.3	25.5	7.7	73	<0.1	8.4	15.6	876	4.89	5	0.8	3.0	236	<0.1	0.4	0.2	96	2.84
1473288	Drill Core	5.51	6	0.5	33.5	7.9	70	<0.1	9.6	16.6	1126	5.27	5	0.6	2.7	184	0.2	0.6	<0.1	107	3.46
1473289	Drill Core	4.02	<2	0.7	29.6	15.9	83	<0.1	11.4	18.4	984	5.74	5	0.8	2.4	252	0.1	0.5	0.2	113	3.21
1473290	Drill Core	2.64	8	0.6	31.2	33.5	66	<0.1	24.1	19.9	953	5.03	6	0.6	2.8	188	0.1	0.6	0.2	129	3.56
1473291	Drill Core	3.54	119	1.8	39.6	14.3	42	0.3	8.0	16.6	1333	4.86	8	0.3	2.1	284	0.6	0.7	<0.1	116	3.70
1473292	Drill Core	6.20	60	0.9	44.6	10.1	49	<0.1	14.7	16.5	1016	4.74	8	0.8	1.9	244	0.2	0.6	<0.1	142	3.88
1473293	Drill Core	3.43	6	0.5	11.3	4.5	78	<0.1	74.9	28.8	1118	5.85	4	0.8	2.8	270	<0.1	0.4	<0.1	174	4.32
1473294	Drill Core	9.70	<2	0.5	3.0	3.9	76	<0.1	39.0	16.1	862	4.50	4	1.0	3.2	421	0.1	0.1	<0.1	102	3.84
1473295	Drill Core	4.04	<2	0.5	9.2	3.8	58	<0.1	30.6	19.8	962	5.32	5	1.0	2.1	319	0.1	0.2	<0.1	141	4.17
1473296	Drill Core	6.16	<2	0.6	9.1	3.2	67	<0.1	72.9	26.3	1383	6.00	4	0.7	1.6	257	<0.1	0.3	<0.1	179	5.05
1473297	Drill Core	6.07	<2	0.5	17.4	5.2	78	<0.1	8.5	25.9	1252	6.36	5	0.7	2.3	271	<0.1	0.5	<0.1	208	3.95
1473298	Drill Core	3.99	3	0.4	22.8	5.6	56	<0.1	29.1	21.7	1066	4.21	4	0.6	1.4	277	<0.1	0.5	<0.1	126	4.87
1473299	Drill Core	4.46	9	0.5	8.0	7.6	93	<0.1	38.6	29.1	1235	6.48	4	0.7	1.0	161	<0.1	1.7	<0.1	270	4.18
1473300	Rock Pulp	0.05	3	3.1	24.5	4.3	44	0.3	22.5	11.6	497	2.64	4	0.8	1.9	251	0.2	0.8	<0.1	90	1.87
1473301	Rock Pulp	0.05	6565	1.3	14.8	21.0	64	0.3	13.3	1.6	916	0.57	4295	2.6	1.9	201	0.8	36.0	0.4	24	27.50
1473302	Drill Core	4.71	4	0.2	14.9	7.0	86	<0.1	23.6	21.5	1156	5.85	4	0.7	2.0	238	<0.1	0.9	<0.1	139	3.36
1473303	Drill Core	2.84	5143	0.3	383.9	178.7	36	14.1	7.6	16.4	628	4.01	5	0.5	1.5	118	0.4	0.5	0.7	78	2.11
1473304	Drill Core	2.54	2984	0.4	127.9	17.6	43	7.7	13.4	23.9	891	5.28	3	0.4	1.7	139	0.5	0.5	0.2	96	3.03
1473305	Drill Core	4.43	9	0.4	30.8	5.9	73	<0.1	18.7	21.3	1091	5.72	5	0.7	2.8	266	0.1	1.0	<0.1	155	3.08

This report supersedes all previous preliminary and final reports with this file number dated prior to the date on this certificate. Signature indicates final approval; preliminary reports are unsigned and should be used for reference only.

BUREAU VERITAS
MINERAL LABORATORIES
Canada

www.bureauveritas.com/um

Bureau Veritas Commodities Canada Ltd.

9050 Shaughnessy St Vancouver British Columbia V6P 6E5 Canada
PHONE (604) 253-3158

Client: **Goldstrike Resources Ltd.**
1010 - 1130 West Pender St.
Vancouver British Columbia V6E 4A4 Canada

Project: LUC
Report Date: October 18, 2018

CERTIFICATE OF ANALYSIS WHI18000585.1

	Method	MA200	MA200	MA200	MA200	MA200	MA200	MA200	MA200	MA200	MA200	MA200	MA200	MA200	MA200	MA200	MA200	MA200	MA200	MA200	MA200
	Analyte	P	La	Cr	Mg	Ba	Ti	Al	Na	K	W	Zr	Ce	Sn	Y	Nb	Ta	Be	Sc	Li	S
	Unit	%	ppm	ppm	%	ppm	%	%	%	%	ppm	ppm	ppm	ppm	ppm	ppm	ppm	ppm	ppm	ppm	%
	MDL	0.001	0.1	1	0.01	1	0.001	0.01	0.001	0.01	0.1	0.1	1	0.1	0.1	0.1	0.1	1	1	0.1	0.1
1473276	Rock Pulp	0.058	3.6	673	1.07	141	0.138	4.97	0.236	2.90	2.8	12.7	8	1.7	5.4	4.3	0.3	<1	8	8.4	1.3
1473277	Drill Core	0.051	8.7	219	2.55	665	0.467	7.73	2.685	1.59	0.3	5.3	19	0.9	19.4	4.3	0.3	2	30	16.5	<0.1
1473278	Drill Core	0.074	10.5	24	1.63	494	0.434	8.15	3.614	1.14	1.0	5.6	23	0.9	18.6	6.9	0.4	1	24	14.2	0.3
1473279	Drill Core	0.092	17.5	10	1.89	366	0.510	7.59	2.738	1.11	0.5	6.1	36	1.3	28.1	6.5	0.4	1	23	16.5	0.2
1473280	Drill Core	0.075	10.2	36	2.24	661	0.577	8.02	2.785	1.43	0.2	5.1	23	1.0	22.4	5.6	0.4	1	27	15.5	0.3
1473281	Drill Core	0.053	9.8	40	2.52	890	0.506	7.25	2.776	1.17	0.8	6.8	22	1.2	23.6	4.7	0.3	1	28	15.3	0.2
1473282	Drill Core	0.094	12.2	5	1.48	678	0.471	7.14	2.946	0.89	0.3	3.9	27	1.4	20.1	10.6	0.7	<1	16	16.0	0.2
1473283	Drill Core	0.062	10.3	428	3.70	869	0.401	6.63	1.842	0.93	0.1	5.8	22	1.5	16.4	5.0	0.3	<1	27	20.6	<0.1
1473284	Drill Core	0.059	11.4	107	2.52	1530	0.375	8.00	2.581	1.28	0.2	5.1	24	1.1	20.4	4.4	0.3	<1	26	17.3	<0.1
1473285	Drill Core	0.049	9.0	57	1.70	1336	0.418	6.64	1.867	1.45	0.2	5.7	20	0.8	17.2	3.9	0.3	1	23	10.7	0.2
1473286	Drill Core	0.068	8.2	56	2.14	311	0.732	7.76	1.910	1.76	0.4	7.0	18	0.7	17.7	4.7	0.3	1	30	12.0	0.3
1473287	Drill Core	0.071	10.6	20	1.42	507	0.430	7.90	3.045	1.51	0.9	4.9	24	1.0	14.0	8.2	0.5	1	20	12.9	0.2
1473288	Drill Core	0.083	11.3	24	1.63	446	0.460	7.70	2.780	1.33	1.6	4.3	26	1.2	16.6	8.5	0.5	<1	23	14.1	0.2
1473289	Drill Core	0.078	8.5	36	1.54	553	0.481	7.95	3.007	1.69	0.4	5.2	21	1.0	15.2	7.7	0.5	1	24	11.0	0.2
1473290	Drill Core	0.058	10.1	53	1.81	185	0.389	7.43	2.685	1.32	0.8	6.1	24	1.1	14.5	6.6	0.4	1	24	15.3	0.2
1473291	Drill Core	0.072	8.4	15	1.68	139	0.167	7.29	4.621	0.41	3.2	5.6	21	0.6	9.0	2.3	0.2	<1	22	8.7	0.5
1473292	Drill Core	0.091	7.9	33	1.76	192	0.428	8.13	3.173	0.96	1.1	5.2	19	0.7	10.3	6.8	0.4	1	24	14.6	0.2
1473293	Drill Core	0.083	11.1	158	3.16	845	0.457	7.80	2.758	1.72	1.8	6.6	24	0.8	15.3	6.5	0.5	<1	29	15.9	<0.1
1473294	Drill Core	0.093	11.3	123	1.92	682	0.326	7.73	2.935	1.34	0.3	4.5	25	0.9	11.8	5.6	0.3	1	17	15.9	<0.1
1473295	Drill Core	0.081	8.4	91	1.86	477	0.481	8.39	2.983	1.48	0.4	5.4	19	1.0	18.1	7.1	0.5	<1	25	15.0	0.1
1473296	Drill Core	0.063	7.8	195	2.81	809	0.496	7.86	2.653	1.60	0.3	5.7	17	0.7	13.9	5.2	0.3	1	27	14.3	0.1
1473297	Drill Core	0.064	7.7	6	1.77	542	0.539	8.25	2.557	1.71	0.6	6.5	18	0.7	14.3	5.6	0.4	1	29	14.5	0.2
1473298	Drill Core	0.055	7.6	19	1.76	184	0.270	7.77	3.267	0.88	0.7	3.4	16	1.0	11.5	2.0	0.2	1	14	13.1	0.1
1473299	Drill Core	0.049	5.5	124	2.24	91	0.646	7.00	0.411	1.39	1.0	7.5	13	1.2	17.2	2.7	0.2	1	32	21.3	<0.1
1473300	Rock Pulp	0.055	8.5	30	0.81	505	0.296	5.26	2.171	0.89	27.8	38.5	18	0.7	13.1	3.5	0.3	<1	10	13.1	<0.1
1473301	Rock Pulp	0.017	18.2	16	6.05	60	0.062	1.07	0.023	0.28	6.7	19.3	18	0.5	11.0	2.5	0.2	<1	2	27.7	<0.1
1473302	Drill Core	0.060	9.3	80	1.95	424	0.387	7.69	2.110	1.67	0.4	6.0	22	1.3	18.7	6.0	0.3	1	27	17.2	0.1
1473303	Drill Core	0.069	8.6	15	0.84	48	0.174	5.55	2.944	0.93	7.2	5.0	19	0.9	9.0	2.9	0.2	<1	18	8.9	1.9
1473304	Drill Core	0.069	5.9	9	1.34	48	0.231	6.62	3.891	1.03	10.2	4.8	14	0.8	8.8	3.1	0.2	<1	19	11.8	3.0
1473305	Drill Core	0.074	7.9	27	2.01	738	0.488	8.21	3.213	1.64	0.8	5.8	19	1.2	16.0	7.1	0.5	1	26	17.7	0.2

This report supersedes all previous preliminary and final reports with this file number dated prior to the date on this certificate. Signature indicates final approval; preliminary reports are unsigned and should be used for reference only.

BUREAU VERITAS
MINERAL LABORATORIES
Canada

www.bureauveritas.com/um

Bureau Veritas Commodities Canada Ltd.

9050 Shaughnessy St Vancouver British Columbia V6P 6E5 Canada
PHONE (604) 253-3158

Client: **Goldstrike Resources Ltd.**
1010 - 1130 West Pender St.
Vancouver British Columbia V6E 4A4 Canada

Project: LUC
Report Date: October 18, 2018

CERTIFICATE OF ANALYSIS WHI18000585.1

	Method	MA200	MA200	MA200	MA200	MA200	MA200	MA200	AQ200
	Analyte	Rb	Hf	In	Re	Se	Te	Tl	Hg
	Unit	ppm	ppm	ppm	ppm	ppm	ppm	ppm	ppm
	MDL	0.1	0.1	0.05	0.005	1	0.5	0.5	0.01
1473276	Rock Pulp	59.1	0.4	0.13	0.016	10	<0.5	<0.5	1.56
1473277	Drill Core	58.8	0.4	0.05	<0.005	<1	0.7	<0.5	<0.01
1473278	Drill Core	27.2	0.3	0.10	<0.005	2	<0.5	<0.5	0.02
1473279	Drill Core	37.3	0.3	0.10	<0.005	1	<0.5	<0.5	<0.01
1473280	Drill Core	54.1	0.3	0.11	<0.005	<1	0.5	<0.5	<0.01
1473281	Drill Core	41.3	0.4	0.09	<0.005	<1	1.3	<0.5	0.04
1473282	Drill Core	25.2	0.2	0.07	<0.005	<1	<0.5	<0.5	0.01
1473283	Drill Core	33.1	0.4	0.06	<0.005	<1	1.1	<0.5	<0.01
1473284	Drill Core	43.8	0.3	0.08	<0.005	<1	<0.5	<0.5	0.01
1473285	Drill Core	51.5	0.3	0.05	<0.005	<1	<0.5	<0.5	0.02
1473286	Drill Core	65.6	0.4	0.09	<0.005	<1	<0.5	<0.5	0.02
1473287	Drill Core	48.3	0.2	0.08	<0.005	<1	<0.5	<0.5	0.02
1473288	Drill Core	42.9	0.3	0.05	<0.005	<1	<0.5	<0.5	<0.01
1473289	Drill Core	53.8	0.3	<0.05	<0.005	<1	<0.5	<0.5	0.01
1473290	Drill Core	44.5	0.3	0.09	<0.005	<1	<0.5	<0.5	0.02
1473291	Drill Core	8.9	0.2	0.05	<0.005	<1	0.5	<0.5	0.18
1473292	Drill Core	26.9	0.3	0.07	<0.005	<1	<0.5	<0.5	0.08
1473293	Drill Core	68.7	0.4	<0.05	<0.005	<1	<0.5	<0.5	0.02
1473294	Drill Core	42.1	0.3	<0.05	<0.005	<1	<0.5	<0.5	0.01
1473295	Drill Core	45.9	0.3	0.06	<0.005	<1	<0.5	<0.5	0.02
1473296	Drill Core	63.8	0.3	0.06	<0.005	<1	0.6	<0.5	0.02
1473297	Drill Core	57.8	0.5	0.05	<0.005	<1	<0.5	<0.5	0.02
1473298	Drill Core	29.5	0.2	<0.05	<0.005	<1	<0.5	<0.5	0.02
1473299	Drill Core	49.6	0.5	0.09	<0.005	<1	<0.5	<0.5	0.01
1473300	Rock Pulp	21.9	1.2	<0.05	<0.005	<1	<0.5	<0.5	0.02
1473301	Rock Pulp	21.0	0.4	0.07	<0.005	<1	4.2	16.6	4.05
1473302	Drill Core	53.5	0.4	<0.05	<0.005	<1	<0.5	<0.5	0.01
1473303	Drill Core	19.2	0.3	0.07	<0.005	5	9.5	<0.5	1.83
1473304	Drill Core	18.9	0.2	0.05	<0.005	6	6.2	<0.5	0.66
1473305	Drill Core	51.0	0.4	0.09	<0.005	<1	<0.5	<0.5	<0.01

This report supersedes all previous preliminary and final reports with this file number dated prior to the date on this certificate. Signature indicates final approval; preliminary reports are unsigned and should be used for reference only.

BUREAU VERITAS
MINERAL LABORATORIES
Canada

www.bureauveritas.com/um

Bureau Veritas Commodities Canada Ltd.

9050 Shaughnessy St Vancouver British Columbia V6P 6E5 Canada
PHONE (604) 253-3158

Client: **Goldstrike Resources Ltd.**
1010 - 1130 West Pender St.
Vancouver British Columbia V6E 4A4 Canada

Project: LUC
Report Date: October 18, 2018

CERTIFICATE OF ANALYSIS WHI18000585.1

	Method	WGHT	FA350	MA200	MA200	MA200	MA200	MA200	MA200	MA200	MA200	MA200	MA200	MA200	MA200	MA200	MA200	MA200	MA200	MA200	MA200
	Analyte	Wgt	Au	Mo	Cu	Pb	Zn	Ag	Ni	Co	Mn	Fe	As	U	Th	Sr	Cd	Sb	Bi	V	Ca
	Unit	kg	ppb	ppm	ppm	ppm	ppm	ppm	ppm	ppm	ppm	%	ppm	ppm	ppm	ppm	ppm	ppm	ppm	ppm	%
	MDL	0.01	2	0.1	0.1	0.1	1	0.1	0.1	0.2	1	0.01	1	0.1	0.1	1	0.1	0.1	0.1	1	0.01
1473306	Drill Core	3.53	6	1.7	25.3	5.3	55	<0.1	16.3	17.3	1125	4.59	4	0.7	2.7	258	0.1	0.7	0.1	122	3.60
1473307	Drill Core	3.26	4	0.2	3.1	5.0	96	<0.1	88.7	22.5	1362	6.30	5	0.7	0.6	292	0.1	1.1	0.1	185	4.11
1473308	Drill Core	4.57	<2	0.3	8.7	5.9	76	<0.1	15.8	21.0	1111	5.84	4	0.5	1.4	224	<0.1	2.2	0.1	147	3.33
1473309	Drill Core	5.23	13	0.9	13.8	6.1	77	<0.1	23.3	22.3	1212	5.81	3	0.8	2.9	205	0.2	1.6	<0.1	165	4.52
1473310	Drill Core	4.56	14	0.3	38.8	6.4	93	<0.1	45.9	33.5	1388	6.95	3	0.7	1.4	163	0.3	2.0	0.2	190	4.31
1473311	Drill Core	4.30	3	0.6	30.9	8.5	72	<0.1	26.3	23.3	1207	5.25	3	0.7	2.1	159	0.2	3.1	<0.1	142	5.74
1473312	Drill Core	5.00	335	1.5	19.8	8.1	72	0.8	59.6	20.4	1217	4.40	3	1.4	2.1	209	0.5	2.5	0.1	159	6.45
1473313	Drill Core	4.81	132	0.8	30.4	5.2	64	0.4	85.2	21.3	1090	4.55	4	1.4	2.6	268	0.2	0.8	<0.1	152	5.62
1473314	Drill Core	5.20	3	0.5	71.5	58.7	89	0.1	75.0	46.9	1315	7.12	5	1.1	0.6	277	<0.1	1.0	0.2	254	5.21
1473315	Drill Core	3.34	2	0.8	9.1	19.1	54	<0.1	42.8	19.5	924	4.19	22	1.2	4.8	231	0.1	0.8	<0.1	145	3.89
1473316	Drill Core	4.51	<2	2.0	13.6	66.6	51	<0.1	20.4	19.0	911	3.80	94	1.6	4.2	1118	<0.1	1.6	<0.1	142	5.50
1473317	Drill Core	4.86	15	4.3	10.0	49.3	49	0.3	14.2	17.2	1066	3.87	13	1.0	3.9	336	0.1	1.2	0.1	115	5.44
1473318	Drill Core	6.25	149	0.9	13.4	18.5	67	0.2	44.1	22.7	1171	5.14	16	1.0	2.3	313	0.2	1.3	0.2	216	5.58
1473319	Drill Core	5.30	64	2.4	58.7	19.5	66	0.2	35.6	31.4	1159	5.20	26	2.0	1.6	359	0.4	2.0	0.2	188	7.20
1473320	Drill Core	4.77	68	0.8	10.6	13.6	56	0.2	14.0	20.5	1162	4.50	17	0.7	2.2	346	0.2	1.6	<0.1	135	7.08
1473321	Drill Core	2.54	3	1.2	12.8	12.7	64	<0.1	10.3	19.1	1066	4.88	18	0.8	3.4	407	0.1	1.4	<0.1	153	6.10
1473322	Drill Core	2.49	2	0.7	15.5	18.3	54	<0.1	9.1	16.4	973	4.16	24	1.1	4.8	576	<0.1	1.8	<0.1	98	5.90
1473323	Drill Core	5.85	6	0.8	7.1	14.6	56	<0.1	9.3	15.6	1063	4.20	17	1.0	4.5	329	<0.1	2.7	<0.1	133	5.49
1473324	Drill Core	4.85	9	0.8	30.0	14.3	67	<0.1	7.4	19.2	1101	4.70	17	1.1	4.5	236	<0.1	2.5	<0.1	146	5.00
1473325	Rock Pulp	0.06	2	3.6	24.7	4.7	43	0.4	23.0	13.0	518	2.64	4	0.8	2.1	258	<0.1	0.8	<0.1	92	1.87
1473326	Rock Pulp	0.06	255	199.1	1967.4	46.0	294	0.7	39.6	15.1	833	4.27	17	0.8	2.1	300	1.1	2.1	0.3	130	2.67
1473327	Drill Core	5.15	23	0.8	26.9	10.2	50	0.2	13.6	17.4	762	4.02	12	1.2	4.0	208	0.2	3.0	<0.1	131	3.91
1473328	Drill Core	4.68	4	0.6	2.7	15.6	61	<0.1	18.9	17.1	842	4.02	12	1.3	5.9	266	0.1	4.1	<0.1	147	5.20
1473329	Drill Core	5.44	193	0.7	13.1	10.4	73	0.5	20.6	29.9	1422	7.05	8	0.7	2.6	130	0.2	3.4	<0.1	193	4.13
1473330	Drill Core	5.70	656	0.8	9.1	18.5	59	1.9	17.2	18.5	1461	4.95	21	0.5	3.3	361	0.6	4.9	<0.1	164	6.18
1473331	Drill Core	4.95	17	0.7	16.8	36.1	74	0.3	36.2	22.5	1622	6.27	8	0.7	1.1	324	0.5	1.7	0.3	227	5.25
1473332	Drill Core	4.99	8	0.6	21.9	33.7	88	<0.1	20.9	21.9	1064	4.56	5	0.6	1.8	538	0.4	1.6	<0.1	175	4.36
1473333	Drill Core	5.20	20	0.9	3.4	16.0	90	<0.1	13.2	22.2	1281	5.20	13	0.8	1.3	340	0.5	2.1	<0.1	201	4.44
1473334	Drill Core	2.73	26	0.8	8.6	16.2	60	<0.1	12.6	17.8	1313	4.89	11	0.3	0.6	247	0.6	1.2	<0.1	174	3.26
1473335	Drill Core	2.38	85	1.1	6.3	17.1	81	0.2	14.4	27.1	1968	6.41	8	0.6	2.0	229	0.9	1.1	<0.1	217	4.58

This report supersedes all previous preliminary and final reports with this file number dated prior to the date on this certificate. Signature indicates final approval; preliminary reports are unsigned and should be used for reference only.

BUREAU VERITAS MINERAL LABORATORIES Canada

www.bureauveritas.com/um

Bureau Veritas Commodities Canada Ltd.

9050 Shaughnessy St Vancouver British Columbia V6P 6E5 Canada
PHONE (604) 253-3158

Client: **Goldstrike Resources Ltd.**
1010 - 1130 West Pender St.
Vancouver British Columbia V6E 4A4 Canada

Project: LUC
Report Date: October 18, 2018

CERTIFICATE OF ANALYSIS WHI18000585.1

	Method	MA200	MA200	MA200	MA200	MA200	MA200	MA200	MA200	MA200	MA200	MA200	MA200	MA200	MA200	MA200	MA200	MA200	MA200	MA200	MA200
	Analyte	P	La	Cr	Mg	Ba	Ti	Al	Na	K	W	Zr	Ce	Sn	Y	Nb	Ta	Be	Sc	Li	S
	Unit	%	ppm	ppm	%	ppm	%	%	%	%	ppm	ppm	ppm	ppm	ppm	ppm	ppm	ppm	ppm	ppm	%
	MDL	0.001	0.1	1	0.01	1	0.001	0.01	0.001	0.01	0.1	0.1	1	0.1	0.1	0.1	0.1	1	1	0.1	0.1
1473306	Drill Core	0.075	10.3	24	1.69	759	0.356	7.45	4.285	0.77	1.3	6.9	24	0.9	16.1	5.3	0.3	1	21	10.8	0.3
1473307	Drill Core	0.007	4.1	364	2.63	3050	0.241	7.49	3.339	1.32	0.5	8.1	8	1.0	12.0	2.8	0.2	1	28	12.9	0.1
1473308	Drill Core	0.052	8.1	30	1.86	683	0.405	7.92	3.638	0.97	0.5	6.0	19	0.9	15.5	5.8	0.3	<1	25	14.3	0.2
1473309	Drill Core	0.054	12.4	34	2.33	327	0.398	8.22	2.857	1.08	0.6	8.7	26	0.9	20.6	5.5	0.4	<1	30	17.8	0.2
1473310	Drill Core	0.053	6.9	233	2.60	492	0.420	7.74	1.143	1.82	0.5	7.2	16	1.5	15.2	4.7	0.2	1	30	16.5	0.3
1473311	Drill Core	0.052	8.8	39	2.36	179	0.362	7.21	0.419	0.97	0.6	5.1	19	0.9	17.4	5.1	0.3	<1	24	26.6	0.3
1473312	Drill Core	0.032	7.9	233	2.69	1579	0.228	5.65	1.557	0.94	1.7	7.0	17	0.9	13.2	3.3	0.2	1	21	18.1	0.2
1473313	Drill Core	0.035	8.0	295	2.70	1656	0.294	6.34	2.199	1.40	1.1	12.7	17	2.5	10.1	3.4	0.2	2	21	12.5	0.2
1473314	Drill Core	0.053	5.8	159	2.91	1198	0.545	6.71	1.877	1.35	0.2	9.7	12	1.0	17.2	2.2	0.1	1	27	14.5	0.6
1473315	Drill Core	0.052	13.1	119	1.75	363	0.358	7.24	3.353	0.96	1.6	7.2	30	1.1	12.6	5.2	0.3	<1	19	10.0	0.2
1473316	Drill Core	0.098	16.1	56	2.31	210	0.472	6.79	0.735	0.61	0.6	8.0	31	1.4	16.0	7.1	0.5	1	18	37.3	0.2
1473317	Drill Core	0.058	15.1	32	2.18	494	0.275	6.48	1.463	0.67	3.3	8.4	29	1.0	14.8	5.6	0.4	<1	17	25.2	0.2
1473318	Drill Core	0.045	10.1	206	2.45	314	0.483	7.08	2.062	1.14	2.6	11.7	22	1.0	15.6	4.3	0.3	<1	27	16.2	0.1
1473319	Drill Core	0.044	8.2	95	3.03	200	0.439	5.89	0.487	0.66	0.9	9.1	17	1.3	13.8	2.1	0.1	<1	21	35.6	0.4
1473320	Drill Core	0.045	9.0	24	2.87	306	0.266	6.09	1.267	0.51	1.4	9.4	18	0.7	11.8	2.5	0.2	<1	17	28.3	0.2
1473321	Drill Core	0.057	12.8	10	2.40	520	0.372	7.00	1.877	0.71	0.4	7.0	25	1.1	15.5	4.1	0.3	<1	23	19.9	0.2
1473322	Drill Core	0.083	16.5	6	2.31	424	0.369	7.02	0.925	0.62	0.5	7.5	32	1.3	13.1	6.4	0.4	<1	17	34.4	0.2
1473323	Drill Core	0.078	15.1	27	2.27	331	0.424	8.01	1.668	0.98	1.3	7.5	30	3.2	13.4	5.5	0.4	<1	21	27.0	0.1
1473324	Drill Core	0.075	13.9	8	2.10	453	0.549	8.02	0.420	1.08	1.3	6.4	29	1.4	15.1	8.1	0.6	<1	24	32.8	0.2
1473325	Rock Pulp	0.054	8.8	31	0.81	522	0.299	5.33	2.173	0.86	29.1	38.2	18	0.8	13.6	3.5	0.2	<1	11	12.9	<0.1
1473326	Rock Pulp	0.062	9.7	54	1.35	635	0.396	6.69	2.318	0.91	9.4	32.0	20	2.3	15.7	4.5	0.3	<1	14	16.9	0.3
1473327	Drill Core	0.064	12.7	39	1.59	123	0.418	7.44	0.174	1.09	2.2	6.9	27	1.8	13.5	6.2	0.4	<1	18	34.5	0.2
1473328	Drill Core	0.062	18.6	55	2.10	196	0.318	7.82	1.064	0.86	1.7	8.8	38	1.4	17.2	4.2	0.3	<1	19	30.4	<0.1
1473329	Drill Core	0.047	9.3	27	2.20	152	0.333	7.35	1.595	1.13	1.1	8.7	18	1.1	10.5	2.7	0.1	<1	28	21.4	0.5
1473330	Drill Core	0.064	12.5	40	2.43	141	0.173	7.02	0.144	0.46	2.6	9.6	25	0.8	10.8	1.7	0.1	1	20	38.9	0.2
1473331	Drill Core	0.061	12.5	83	2.48	120	0.383	7.55	2.603	0.80	1.2	7.3	25	1.4	15.3	2.6	0.2	<1	30	14.9	<0.1
1473332	Drill Core	0.064	11.1	36	2.07	185	0.379	8.29	3.029	1.05	0.8	8.9	24	1.0	13.4	3.3	0.2	<1	22	13.8	0.2
1473333	Drill Core	0.052	8.1	33	2.05	119	0.239	7.33	2.920	0.70	1.4	7.5	17	0.9	10.3	1.8	0.1	<1	26	12.8	<0.1
1473334	Drill Core	0.062	6.4	17	1.71	99	0.385	7.19	4.864	0.67	3.2	6.2	18	1.1	8.7	3.5	0.4	1	18	8.2	0.2
1473335	Drill Core	0.056	10.6	16	2.28	91	0.309	7.09	4.152	0.72	2.5	9.5	22	1.4	12.5	2.0	0.1	<1	31	6.9	0.5

This report supersedes all previous preliminary and final reports with this file number dated prior to the date on this certificate. Signature indicates final approval; preliminary reports are unsigned and should be used for reference only.

BUREAU VERITAS
MINERAL LABORATORIES
Canada

www.bureauveritas.com/um

Bureau Veritas Commodities Canada Ltd.

9050 Shaughnessy St Vancouver British Columbia V6P 6E5 Canada
PHONE (604) 253-3158

Client: **Goldstrike Resources Ltd.**
1010 - 1130 West Pender St.
Vancouver British Columbia V6E 4A4 Canada

Project: LUC
Report Date: October 18, 2018

CERTIFICATE OF ANALYSIS WHI18000585.1

	Method	MA200	MA200	MA200	MA200	MA200	MA200	MA200	AQ200
	Analyte	Rb	Hf	In	Re	Se	Te	Tl	Hg
	Unit	ppm	ppm	ppm	ppm	ppm	ppm	ppm	ppm
	MDL	0.1	0.1	0.05	0.005	1	0.5	0.5	0.01
1473306	Drill Core	21.6	0.3	0.09	<0.005	<1	<0.5	<0.5	<0.01
1473307	Drill Core	59.4	0.5	0.06	<0.005	<1	<0.5	<0.5	0.01
1473308	Drill Core	29.0	0.3	0.09	<0.005	<1	0.5	<0.5	<0.01
1473309	Drill Core	41.3	0.5	0.08	<0.005	<1	<0.5	<0.5	<0.01
1473310	Drill Core	72.9	0.4	0.08	<0.005	<1	<0.5	<0.5	0.02
1473311	Drill Core	38.1	0.3	0.07	<0.005	<1	0.7	<0.5	0.03
1473312	Drill Core	36.0	0.3	0.07	<0.005	<1	1.7	<0.5	0.15
1473313	Drill Core	55.5	0.6	<0.05	<0.005	<1	1.2	<0.5	0.09
1473314	Drill Core	69.7	0.4	0.08	<0.005	<1	1.2	<0.5	<0.01
1473315	Drill Core	36.8	0.4	<0.05	<0.005	<1	<0.5	<0.5	0.01
1473316	Drill Core	23.5	0.3	<0.05	<0.005	<1	0.9	<0.5	0.01
1473317	Drill Core	20.5	0.3	0.06	<0.005	<1	1.1	<0.5	0.03
1473318	Drill Core	52.4	0.6	0.08	<0.005	<1	0.6	<0.5	0.03
1473319	Drill Core	26.0	0.4	<0.05	<0.005	<1	1.1	<0.5	0.11
1473320	Drill Core	17.9	0.4	0.05	<0.005	<1	1.5	<0.5	0.03
1473321	Drill Core	22.0	0.3	0.07	<0.005	<1	0.5	<0.5	<0.01
1473322	Drill Core	22.2	0.2	<0.05	<0.005	<1	<0.5	<0.5	<0.01
1473323	Drill Core	31.6	0.4	<0.05	<0.005	<1	1.4	<0.5	<0.01
1473324	Drill Core	30.7	0.4	0.07	<0.005	<1	0.6	<0.5	0.02
1473325	Rock Pulp	23.3	1.3	<0.05	<0.005	<1	<0.5	<0.5	0.02
1473326	Rock Pulp	23.5	1.0	0.08	0.090	<1	0.7	<0.5	0.10
1473327	Drill Core	23.0	0.4	<0.05	<0.005	<1	<0.5	<0.5	0.05
1473328	Drill Core	25.8	0.5	<0.05	<0.005	<1	1.4	<0.5	0.05
1473329	Drill Core	45.8	0.3	0.05	<0.005	<1	1.0	<0.5	0.06
1473330	Drill Core	16.4	0.4	0.06	<0.005	<1	2.5	<0.5	0.32
1473331	Drill Core	38.9	0.4	0.12	<0.005	<1	1.0	<0.5	0.02
1473332	Drill Core	39.1	0.3	<0.05	<0.005	<1	0.8	<0.5	0.02
1473333	Drill Core	25.5	0.3	0.07	<0.005	<1	<0.5	<0.5	0.02
1473334	Drill Core	16.4	0.3	0.06	<0.005	<1	0.5	<0.5	0.01
1473335	Drill Core	26.9	0.5	0.10	<0.005	<1	0.8	<0.5	0.05

This report supersedes all previous preliminary and final reports with this file number dated prior to the date on this certificate. Signature indicates final approval; preliminary reports are unsigned and should be used for reference only.

BUREAU VERITAS
MINERAL LABORATORIES
Canada

www.bureauveritas.com/um

Bureau Veritas Commodities Canada Ltd.

9050 Shaughnessy St Vancouver British Columbia V6P 6E5 Canada
PHONE (604) 253-3158

Client: **Goldstrike Resources Ltd.**
1010 - 1130 West Pender St.
Vancouver British Columbia V6E 4A4 Canada

Project: LUC
Report Date: October 18, 2018

CERTIFICATE OF ANALYSIS WHI18000585.1

	Method	WGHT	FA350	MA200	MA200	MA200	MA200	MA200	MA200	MA200	MA200	MA200	MA200	MA200	MA200	MA200	MA200	MA200	MA200	MA200	MA200
	Analyte	Wgt	Au	Mo	Cu	Pb	Zn	Ag	Ni	Co	Mn	Fe	As	U	Th	Sr	Cd	Sb	Bi	V	Ca
	Unit	kg	ppb	ppm	ppm	ppm	ppm	ppm	ppm	ppm	ppm	%	ppm	ppm	ppm	ppm	ppm	ppm	ppm	ppm	%
	MDL	0.01	2	0.1	0.1	0.1	1	0.1	0.1	0.2	1	0.01	1	0.1	0.1	1	0.1	0.1	0.1	1	0.01
1473336	Drill Core	4.47	332	1.5	11.0	12.7	75	1.1	9.6	23.3	1303	4.81	17	0.8	2.3	246	0.5	1.2	<0.1	207	4.49
1473337	Drill Core	4.14	64	0.6	19.4	11.0	60	0.2	15.9	18.7	1602	4.61	13	0.5	2.5	459	0.5	1.3	<0.1	164	4.75
1473338	Drill Core	5.21	187	0.7	15.4	11.6	67	0.6	16.9	21.9	1440	4.63	28	1.0	2.5	271	0.3	1.9	<0.1	168	5.51
1473339	Drill Core	5.07	<2	0.7	28.3	8.7	63	<0.1	23.8	19.7	1130	4.88	6	1.1	2.5	185	<0.1	1.3	<0.1	155	5.45
1473340	Drill Core	4.95	<2	1.2	27.4	6.4	78	<0.1	33.1	29.5	1337	6.48	2	0.8	1.7	186	<0.1	1.4	<0.1	229	5.42
1473341	Drill Core	4.93	<2	1.5	52.6	8.3	75	<0.1	27.2	35.8	1365	7.42	4	0.6	1.5	129	<0.1	3.5	0.1	282	3.51
1473342	Drill Core	5.66	<2	1.5	55.5	6.5	58	<0.1	21.6	28.5	1455	6.82	4	0.5	0.9	194	<0.1	4.6	0.1	290	3.93
1473343	Drill Core	5.87	<2	0.8	58.5	5.0	90	<0.1	36.6	37.2	1431	7.89	6	0.6	1.0	298	<0.1	1.8	<0.1	310	3.52
1473344	Drill Core	4.71	132	1.3	53.4	4.6	78	0.5	20.2	36.8	1521	7.72	8	0.4	0.8	216	0.2	1.2	<0.1	300	5.63
1473345	Drill Core	5.78	<2	0.3	15.0	4.2	59	<0.1	32.9	27.9	1235	6.37	3	0.5	1.7	224	<0.1	1.9	0.1	271	2.92
1473346	Drill Core	6.13	<2	0.2	1.9	3.7	79	<0.1	85.0	32.4	1216	5.74	3	0.4	1.3	254	<0.1	1.7	<0.1	250	3.88
1473347	Drill Core	5.32	<2	0.2	65.5	3.2	56	<0.1	44.7	23.3	879	4.63	2	0.9	3.3	253	<0.1	0.7	<0.1	147	2.91
1473348	Drill Core	4.97	<2	1.0	60.1	2.9	64	<0.1	40.3	23.9	1162	5.79	3	0.7	2.2	205	<0.1	0.3	<0.1	191	4.27
1473349	Drill Core	4.31	14	0.5	89.4	3.2	68	<0.1	65.7	32.2	1184	6.52	3	0.6	1.6	195	<0.1	0.4	<0.1	221	4.08
1473350	Rock Pulp	0.05	3	3.1	24.5	4.4	45	0.4	21.0	11.0	463	2.53	3	0.8	2.0	227	0.2	0.8	<0.1	81	1.79
1473351	Rock Pulp	0.06	947	13.9	9747.5	21.4	113	3.4	609.9	18.4	855	8.01	5	0.3	1.8	133	0.4	15.8	0.8	94	2.06
1473352	Drill Core	4.58	3	0.4	39.5	3.0	52	<0.1	14.3	17.4	848	4.76	3	0.9	2.6	230	0.2	0.3	<0.1	136	4.03
1473353	Drill Core	5.03	<2	0.3	12.8	4.3	50	<0.1	14.6	16.4	976	4.72	3	0.8	2.5	225	0.1	0.3	<0.1	131	4.17
1473354	Drill Core	5.94	<2	0.9	32.5	4.1	51	1.4	31.6	23.9	1067	5.30	8	1.0	2.8	226	<0.1	0.7	<0.1	194	4.44
1473355	Drill Core	4.41	<2	1.0	12.2	3.6	62	<0.1	27.1	27.6	1358	6.36	4	0.4	0.9	261	0.1	1.1	<0.1	269	5.65
1473356	Drill Core	5.28	<2	0.4	24.8	3.7	71	<0.1	31.7	30.9	1379	7.08	4	0.3	0.6	290	<0.1	1.5	<0.1	306	5.30

This report supersedes all previous preliminary and final reports with this file number dated prior to the date on this certificate. Signature indicates final approval; preliminary reports are unsigned and should be used for reference only.

BUREAU VERITAS
MINERAL LABORATORIES
Canada

www.bureauveritas.com/um

Bureau Veritas Commodities Canada Ltd.

9050 Shaughnessy St Vancouver British Columbia V6P 6E5 Canada
PHONE (604) 253-3158

Client: **Goldstrike Resources Ltd.**
1010 - 1130 West Pender St.
Vancouver British Columbia V6E 4A4 Canada

Project: LUC
Report Date: October 18, 2018

CERTIFICATE OF ANALYSIS WHI18000585.1

	Method	MA200	MA200	MA200	MA200	MA200	MA200	MA200	MA200	MA200	MA200	MA200	MA200	MA200	MA200	MA200	MA200	MA200	MA200	MA200	MA200
	Analyte	P	La	Cr	Mg	Ba	Ti	Al	Na	K	W	Zr	Ce	Sn	Y	Nb	Ta	Be	Sc	Li	S
	Unit	%	ppm	ppm	%	ppm	%	%	%	%	ppm	ppm	ppm	ppm	ppm	ppm	ppm	ppm	ppm	ppm	%
	MDL	0.001	0.1	1	0.01	1	0.001	0.01	0.001	0.01	0.1	0.1	1	0.1	0.1	0.1	0.1	1	1	0.1	0.1
1473336	Drill Core	0.031	7.0	9	1.95	103	0.228	7.67	4.031	0.83	2.2	8.5	15	1.6	9.5	1.6	0.1	<1	28	10.0	0.5
1473337	Drill Core	0.063	10.0	45	2.09	137	0.198	7.37	3.571	0.74	1.7	7.1	21	0.7	9.3	1.1	<0.1	<1	24	11.5	0.2
1473338	Drill Core	0.063	10.2	44	2.40	376	0.306	7.63	3.207	1.07	1.6	6.8	21	0.9	11.1	2.2	0.1	1	25	11.2	0.3
1473339	Drill Core	0.053	11.1	47	2.26	228	0.402	7.33	1.404	1.15	0.7	4.6	22	2.3	15.0	3.7	0.2	<1	23	20.6	0.1
1473340	Drill Core	0.060	9.7	88	2.61	154	0.588	6.87	1.642	1.07	0.3	6.2	19	1.5	17.9	2.7	0.2	<1	30	14.5	0.2
1473341	Drill Core	0.079	9.0	50	2.14	146	0.754	7.49	1.357	0.85	0.6	6.1	22	1.2	24.0	2.5	0.1	1	33	17.4	0.3
1473342	Drill Core	0.065	7.2	78	2.03	183	0.760	7.24	2.202	0.59	0.4	7.0	18	1.1	24.2	2.4	0.1	<1	31	15.8	0.2
1473343	Drill Core	0.080	7.4	74	2.87	472	0.763	7.99	2.484	0.93	0.6	7.8	17	1.6	22.1	2.9	0.2	<1	34	14.6	0.3
1473344	Drill Core	0.079	6.0	23	2.70	942	0.706	6.42	1.864	0.75	1.6	5.9	15	1.8	21.5	2.3	0.1	<1	30	17.7	0.3
1473345	Drill Core	0.074	7.5	119	2.37	405	0.625	7.48	2.181	1.00	0.4	6.7	18	2.1	20.3	2.8	0.2	<1	30	16.0	<0.1
1473346	Drill Core	0.049	7.1	390	3.11	438	0.422	7.28	2.091	0.96	0.2	6.5	16	1.5	16.4	1.2	<0.1	<1	35	17.1	<0.1
1473347	Drill Core	0.054	11.1	118	2.19	301	0.300	7.35	3.390	0.78	0.3	6.7	24	2.5	15.7	2.1	0.1	<1	21	14.0	0.2
1473348	Drill Core	0.058	9.0	140	2.91	190	0.370	7.47	3.309	0.60	1.3	5.4	18	1.5	18.7	2.5	0.1	<1	29	14.0	0.2
1473349	Drill Core	0.060	6.9	189	3.12	246	0.428	7.13	2.964	0.76	0.8	6.2	16	1.0	16.6	2.7	0.2	<1	33	19.6	0.4
1473350	Rock Pulp	0.052	8.3	31	0.81	488	0.279	5.12	2.060	0.81	29.4	35.9	17	0.8	12.9	3.5	0.2	<1	10	13.3	<0.1
1473351	Rock Pulp	0.063	3.9	682	1.04	251	0.139	4.82	0.203	2.81	3.3	12.9	8	1.9	5.2	4.6	0.3	<1	8	8.5	1.3
1473352	Drill Core	0.057	11.7	42	2.14	319	0.318	7.01	3.096	0.82	0.2	5.8	22	1.6	13.8	2.9	0.2	<1	20	18.9	0.2
1473353	Drill Core	0.061	13.9	39	1.66	250	0.418	7.25	3.242	1.03	0.3	5.3	27	1.9	15.1	4.7	0.3	<1	19	15.8	0.1
1473354	Drill Core	0.044	10.2	72	1.84	257	0.417	6.62	3.393	0.55	4.8	7.3	22	1.6	15.8	3.8	0.2	<1	22	12.8	0.2
1473355	Drill Core	0.062	7.4	63	2.75	173	0.700	6.32	2.383	0.72	0.2	7.5	18	1.4	20.1	3.1	0.2	<1	29	15.1	<0.1
1473356	Drill Core	0.055	5.6	68	2.69	396	0.779	6.11	1.557	1.14	0.3	7.9	13	1.3	21.7	2.2	0.1	<1	33	12.5	0.1

This report supersedes all previous preliminary and final reports with this file number dated prior to the date on this certificate. Signature indicates final approval; preliminary reports are unsigned and should be used for reference only.

BUREAU VERITAS
MINERAL LABORATORIES
Canada

www.bureauveritas.com/um

Bureau Veritas Commodities Canada Ltd.

9050 Shaughnessy St Vancouver British Columbia V6P 6E5 Canada
PHONE (604) 253-3158

Client: **Goldstrike Resources Ltd.**
1010 - 1130 West Pender St.
Vancouver British Columbia V6E 4A4 Canada

Project: LUC
Report Date: October 18, 2018

CERTIFICATE OF ANALYSIS WHI18000585.1

	Method	MA200	MA200	MA200	MA200	MA200	MA200	MA200	AQ200
	Analyte	Rb	Hf	In	Re	Se	Te	Tl	Hg
	Unit	ppm	ppm	ppm	ppm	ppm	ppm	ppm	ppm
	MDL	0.1	0.1	0.05	0.005	1	0.5	0.5	0.01
1473336	Drill Core	28.3	0.3	0.06	<0.005	<1	1.1	<0.5	0.12
1473337	Drill Core	21.9	0.3	0.06	<0.005	<1	0.6	<0.5	0.07
1473338	Drill Core	35.7	0.3	<0.05	<0.005	<1	1.1	<0.5	0.18
1473339	Drill Core	40.2	0.3	<0.05	<0.005	<1	0.7	<0.5	0.01
1473340	Drill Core	44.3	0.5	0.12	<0.005	<1	<0.5	<0.5	0.02
1473341	Drill Core	35.3	0.4	0.07	<0.005	<1	0.6	<0.5	0.05
1473342	Drill Core	23.2	0.5	<0.05	<0.005	<1	0.6	<0.5	0.04
1473343	Drill Core	33.8	0.5	0.10	<0.005	<1	0.7	<0.5	0.04
1473344	Drill Core	23.7	0.4	0.09	<0.005	<1	1.9	<0.5	0.05
1473345	Drill Core	25.3	0.4	0.11	<0.005	<1	<0.5	<0.5	0.05
1473346	Drill Core	36.2	0.5	0.08	<0.005	<1	0.8	<0.5	0.03
1473347	Drill Core	18.5	0.4	0.07	<0.005	<1	<0.5	<0.5	0.01
1473348	Drill Core	16.5	0.4	0.07	<0.005	<1	0.9	<0.5	0.02
1473349	Drill Core	23.7	0.4	0.06	<0.005	<1	0.8	<0.5	0.02
1473350	Rock Pulp	21.2	1.2	<0.05	<0.005	<1	<0.5	<0.5	0.04
1473351	Rock Pulp	57.4	0.4	0.18	0.012	10	<0.5	<0.5	1.39
1473352	Drill Core	28.8	0.3	0.05	<0.005	<1	1.0	<0.5	0.03
1473353	Drill Core	35.2	0.4	<0.05	<0.005	<1	<0.5	<0.5	0.01
1473354	Drill Core	20.0	0.4	0.06	<0.005	<1	1.1	<0.5	0.02
1473355	Drill Core	33.0	0.5	0.09	<0.005	<1	1.9	<0.5	0.01
1473356	Drill Core	54.7	0.7	0.10	<0.005	<1	1.2	<0.5	<0.01

This report supersedes all previous preliminary and final reports with this file number dated prior to the date on this certificate. Signature indicates final approval; preliminary reports are unsigned and should be used for reference only.

BUREAU VERITAS
MINERAL LABORATORIES
Canada

www.bureauveritas.com/um

Bureau Veritas Commodities Canada Ltd.
9050 Shaughnessy St Vancouver British Columbia V6P 6E5 Canada
PHONE (604) 253-3158

Client: **Goldstrike Resources Ltd.**
1010 - 1130 West Pender St.
Vancouver British Columbia V6E 4A4 Canada

Project: LUC
Report Date: October 18, 2018

QUALITY CONTROL REPORT WHI18000585.1

	Method	WGHT	FA350	MA200	MA200	MA200	MA200	MA200	MA200	MA200	MA200	MA200	MA200	MA200	MA200	MA200	MA200	MA200	MA200	MA200	MA200
	Analyte	Wgt	Au	Mo	Cu	Pb	Zn	Ag	Ni	Co	Mn	Fe	As	U	Th	Sr	Cd	Sb	Bi	V	Ca
	Unit	kg	ppb	ppm	ppm	ppm	ppm	ppm	ppm	ppm	ppm	%	ppm	ppm	ppm	ppm	ppm	ppm	ppm	ppm	%
	MDL	0.01	2	0.1	0.1	0.1	1	0.1	0.1	0.2	1	0.01	1	0.1	0.1	1	0.1	0.1	0.1	1	0.01
Pulp Duplicates																					
1473276	Rock Pulp	0.06	924	13.6	9861.8	19.2	129	3.3	621.7	20.5	885	8.09	5	0.3	1.5	137	0.3	14.9	0.9	102	2.18
REP 1473276	QC			13.4	>10000	19.3	123	3.3	623.0	20.6	878	8.16	6	0.3	1.5	140	0.5	15.4	0.9	105	2.19
1473301	Rock Pulp	0.05	6565	1.3	14.8	21.0	64	0.3	13.3	1.6	916	0.57	4295	2.6	1.9	201	0.8	36.0	0.4	24	27.50
REP 1473301	QC		6597																		
1473305	Drill Core	4.43	9	0.4	30.8	5.9	73	<0.1	18.7	21.3	1091	5.72	5	0.7	2.8	266	0.1	1.0	<0.1	155	3.08
REP 1473305	QC																				
1473311	Drill Core	4.30	3	0.6	30.9	8.5	72	<0.1	26.3	23.3	1207	5.25	3	0.7	2.1	159	0.2	3.1	<0.1	142	5.74
REP 1473311	QC			0.5	30.1	8.3	72	<0.1	25.5	22.1	1172	5.16	2	0.7	2.1	154	0.2	3.2	<0.1	137	5.57
1473335	Drill Core	2.38	85	1.1	6.3	17.1	81	0.2	14.4	27.1	1968	6.41	8	0.6	2.0	229	0.9	1.1	<0.1	217	4.58
REP 1473335	QC		87																		
1473340	Drill Core	4.95	<2	1.2	27.4	6.4	78	<0.1	33.1	29.5	1337	6.48	2	0.8	1.7	186	<0.1	1.4	<0.1	229	5.42
REP 1473340	QC																				
1473346	Drill Core	6.13	<2	0.2	1.9	3.7	79	<0.1	85.0	32.4	1216	5.74	3	0.4	1.3	254	<0.1	1.7	<0.1	250	3.88
REP 1473346	QC			0.2	2.2	3.7	84	<0.1	90.8	33.5	1266	5.90	3	0.3	1.4	250	<0.1	1.6	<0.1	258	4.04
1473354	Drill Core	5.94	<2	0.9	32.5	4.1	51	1.4	31.6	23.9	1067	5.30	8	1.0	2.8	226	<0.1	0.7	<0.1	194	4.44
REP 1473354	QC																				
1473356	Drill Core	5.28	<2	0.4	24.8	3.7	71	<0.1	31.7	30.9	1379	7.08	4	0.3	0.6	290	<0.1	1.5	<0.1	306	5.30
REP 1473356	QC			0.5	25.8	3.7	72	<0.1	29.4	31.5	1406	7.15	4	0.3	0.4	283	<0.1	1.2	<0.1	312	5.40
Core Reject Duplicates																					
1473307	Drill Core	3.26	4	0.2	3.1	5.0	96	<0.1	88.7	22.5	1362	6.30	5	0.7	0.6	292	0.1	1.1	0.1	185	4.11
DUP 1473307	QC		4	0.4	2.6	4.8	90	<0.1	78.8	21.1	1288	5.99	3	0.7	0.6	279	0.1	1.1	<0.1	175	3.93
1473341	Drill Core	4.93	<2	1.5	52.6	8.3	75	<0.1	27.2	35.8	1365	7.42	4	0.6	1.5	129	<0.1	3.5	0.1	282	3.51
DUP 1473341	QC		<2	1.0	54.1	8.3	83	<0.1	27.7	37.3	1384	7.69	5	0.6	1.4	131	0.1	3.7	0.1	294	3.51
Reference Materials																					
STD DS11	Standard																				
STD DS11	Standard																				
STD DS11	Standard																				
STD DS11	Standard																				

This report supersedes all previous preliminary and final reports with this file number dated prior to the date on this certificate. Signature indicates final approval; preliminary reports are unsigned and should be used for reference only.

BUREAU VERITAS
MINERAL LABORATORIES
Canada

www.bureauveritas.com/um

Bureau Veritas Commodities Canada Ltd.
9050 Shaughnessy St Vancouver British Columbia V6P 6E5 Canada
PHONE (604) 253-3158

Client: **Goldstrike Resources Ltd.**
1010 - 1130 West Pender St.
Vancouver British Columbia V6E 4A4 Canada

Project: LUC
Report Date: October 18, 2018

QUALITY CONTROL REPORT WHI18000585.1

	Method	MA200	MA200	MA200	MA200	MA200	MA200	MA200	MA200	MA200	MA200	MA200	MA200	MA200	MA200	MA200	MA200	MA200	MA200	MA200	MA200
	Analyte	P	La	Cr	Mg	Ba	Ti	Al	Na	K	W	Zr	Ce	Sn	Y	Nb	Ta	Be	Sc	Li	S
	Unit	%	ppm	ppm	%	ppm	%	%	%	%	ppm	ppm	ppm	ppm	ppm	ppm	ppm	ppm	ppm	ppm	%
	MDL	0.001	0.1	1	0.01	1	0.001	0.01	0.001	0.01	0.1	0.1	1	0.1	0.1	0.1	0.1	1	1	0.1	0.1
Pulp Duplicates																					
1473276	Rock Pulp	0.058	3.6	673	1.07	141	0.138	4.97	0.236	2.90	2.8	12.7	8	1.7	5.4	4.3	0.3	<1	8	8.4	1.3
REP 1473276	QC	0.060	3.7	671	1.07	170	0.138	5.05	0.230	2.92	3.0	12.9	8	1.6	5.4	4.5	0.3	<1	8	8.9	1.3
1473301	Rock Pulp	0.017	18.2	16	6.05	60	0.062	1.07	0.023	0.28	6.7	19.3	18	0.5	11.0	2.5	0.2	<1	2	27.7	<0.1
REP 1473301	QC																				
1473305	Drill Core	0.074	7.9	27	2.01	738	0.488	8.21	3.213	1.64	0.8	5.8	19	1.2	16.0	7.1	0.5	1	26	17.7	0.2
REP 1473305	QC																				
1473311	Drill Core	0.052	8.8	39	2.36	179	0.362	7.21	0.419	0.97	0.6	5.1	19	0.9	17.4	5.1	0.3	<1	24	26.6	0.3
REP 1473311	QC	0.054	9.1	40	2.29	179	0.360	7.06	0.393	0.95	0.6	5.3	20	0.8	17.6	5.0	0.3	<1	24	25.7	0.2
1473335	Drill Core	0.056	10.6	16	2.28	91	0.309	7.09	4.152	0.72	2.5	9.5	22	1.4	12.5	2.0	0.1	<1	31	6.9	0.5
REP 1473335	QC																				
1473340	Drill Core	0.060	9.7	88	2.61	154	0.588	6.87	1.642	1.07	0.3	6.2	19	1.5	17.9	2.7	0.2	<1	30	14.5	0.2
REP 1473340	QC																				
1473346	Drill Core	0.049	7.1	390	3.11	438	0.422	7.28	2.091	0.96	0.2	6.5	16	1.5	16.4	1.2	<0.1	<1	35	17.1	<0.1
REP 1473346	QC	0.055	6.8	398	3.22	440	0.429	7.47	2.170	0.98	0.3	6.4	15	1.7	16.8	1.3	<0.1	<1	35	15.4	<0.1
1473354	Drill Core	0.044	10.2	72	1.84	257	0.417	6.62	3.393	0.55	4.8	7.3	22	1.6	15.8	3.8	0.2	<1	22	12.8	0.2
REP 1473354	QC																				
1473356	Drill Core	0.055	5.6	68	2.69	396	0.779	6.11	1.557	1.14	0.3	7.9	13	1.3	21.7	2.2	0.1	<1	33	12.5	0.1
REP 1473356	QC	0.051	5.3	66	2.70	380	0.806	6.34	1.576	1.21	0.3	7.3	13	1.5	19.6	2.2	0.1	<1	32	13.3	0.1
Core Reject Duplicates																					
1473307	Drill Core	0.007	4.1	364	2.63	3050	0.241	7.49	3.339	1.32	0.5	8.1	8	1.0	12.0	2.8	0.2	1	28	12.9	0.1
DUP 1473307	QC	0.006	4.1	327	2.43	3063	0.226	7.19	3.330	1.23	0.7	8.1	8	0.9	11.0	2.5	0.2	1	25	12.3	0.1
1473341	Drill Core	0.079	9.0	50	2.14	146	0.754	7.49	1.357	0.85	0.6	6.1	22	1.2	24.0	2.5	0.1	1	33	17.4	0.3
DUP 1473341	QC	0.088	7.9	51	2.16	150	0.779	7.43	1.356	0.84	0.6	6.5	19	1.1	23.4	2.6	0.2	<1	30	16.9	0.3
Reference Materials																					
STD DS11	Standard																				
STD DS11	Standard																				
STD DS11	Standard																				
STD DS11	Standard																				

This report supersedes all previous preliminary and final reports with this file number dated prior to the date on this certificate. Signature indicates final approval; preliminary reports are unsigned and should be used for reference only.

BUREAU VERITAS
MINERAL LABORATORIES
Canada

www.bureauveritas.com/um

Bureau Veritas Commodities Canada Ltd.
9050 Shaughnessy St Vancouver British Columbia V6P 6E5 Canada
PHONE (604) 253-3158

Client: **Goldstrike Resources Ltd.**
1010 - 1130 West Pender St.
Vancouver British Columbia V6E 4A4 Canada

Project: LUC
Report Date: October 18, 2018

QUALITY CONTROL REPORT WHI18000585.1

	Method	MA200	MA200	MA200	MA200	MA200	MA200	MA200	AQ200
	Analyte	Rb	Hf	In	Re	Se	Te	Tl	Hg
	Unit	ppm	ppm	ppm	ppm	ppm	ppm	ppm	ppm
	MDL	0.1	0.1	0.05	0.005	1	0.5	0.5	0.01
Pulp Duplicates									
1473276	Rock Pulp	59.1	0.4	0.13	0.016	10	<0.5	<0.5	1.56
REP 1473276	QC	58.7	0.4	0.18	0.012	9	<0.5	<0.5	
1473301	Rock Pulp	21.0	0.4	0.07	<0.005	<1	4.2	16.6	4.05
REP 1473301	QC								
1473305	Drill Core	51.0	0.4	0.09	<0.005	<1	<0.5	<0.5	<0.01
REP 1473305	QC								<0.01
1473311	Drill Core	38.1	0.3	0.07	<0.005	<1	0.7	<0.5	0.03
REP 1473311	QC	36.5	0.4	0.08	<0.005	<1	0.6	<0.5	
1473335	Drill Core	26.9	0.5	0.10	<0.005	<1	0.8	<0.5	0.05
REP 1473335	QC								
1473340	Drill Core	44.3	0.5	0.12	<0.005	<1	<0.5	<0.5	0.02
REP 1473340	QC								0.01
1473346	Drill Core	36.2	0.5	0.08	<0.005	<1	0.8	<0.5	0.03
REP 1473346	QC	35.4	0.5	0.06	<0.005	<1	1.3	<0.5	
1473354	Drill Core	20.0	0.4	0.06	<0.005	<1	1.1	<0.5	0.02
REP 1473354	QC								0.03
1473356	Drill Core	54.7	0.7	0.10	<0.005	<1	1.2	<0.5	<0.01
REP 1473356	QC	51.9	0.5	<0.05	<0.005	<1	1.1	<0.5	
Core Reject Duplicates									
1473307	Drill Core	59.4	0.5	0.06	<0.005	<1	<0.5	<0.5	0.01
DUP 1473307	QC	53.2	0.4	<0.05	<0.005	<1	0.5	<0.5	0.02
1473341	Drill Core	35.3	0.4	0.07	<0.005	<1	0.6	<0.5	0.05
DUP 1473341	QC	34.0	0.5	0.07	<0.005	<1	0.9	<0.5	0.06
Reference Materials									
STD DS11	Standard								0.24
STD DS11	Standard								0.26
STD DS11	Standard								0.25
STD DS11	Standard								0.27

This report supersedes all previous preliminary and final reports with this file number dated prior to the date on this certificate. Signature indicates final approval; preliminary reports are unsigned and should be used for reference only.

BUREAU VERITAS
MINERAL LABORATORIES
Canada

www.bureauveritas.com/um

Bureau Veritas Commodities Canada Ltd.
9050 Shaughnessy St Vancouver British Columbia V6P 6E5 Canada
PHONE (604) 253-3158

Client: **Goldstrike Resources Ltd.**
1010 - 1130 West Pender St.
Vancouver British Columbia V6E 4A4 Canada

Project: LUC
Report Date: October 18, 2018

QUALITY CONTROL REPORT WHI18000585.1

		WGHT	FA350	MA200	MA200	MA200	MA200	MA200	MA200	MA200	MA200	MA200	MA200	MA200	MA200	MA200	MA200	MA200	MA200	MA200	MA200
		Wgt	Au	Mo	Cu	Pb	Zn	Ag	Ni	Co	Mn	Fe	As	U	Th	Sr	Cd	Sb	Bi	V	Ca
		kg	ppb	ppm	ppm	ppm	ppm	ppm	ppm	ppm	ppm	%	ppm	ppm	ppm	ppm	ppm	ppm	ppm	ppm	%
		0.01	2	0.1	0.1	0.1	1	0.1	0.1	0.2	1	0.01	1	0.1	0.1	1	0.1	0.1	0.1	1	0.01
STD OREAS25A-4A	Standard			2.4	35.4	24.7	46	<0.1	46.3	8.1	505	6.71	9	2.9	16.2	51	<0.1	0.7	0.5	166	0.32
STD OREAS25A-4A	Standard			2.2	35.3	25.0	46	<0.1	46.7	8.2	496	6.60	11	2.9	16.1	50	<0.1	0.7	0.5	167	0.31
STD OREAS25A-4A	Standard			2.6	35.3	24.6	48	<0.1	41.8	7.2	458	6.23	10	2.9	15.3	42	<0.1	0.5	0.3	155	0.27
STD OREAS25A-4A	Standard			2.3	35.1	24.3	37	<0.1	43.9	8.1	470	6.35	10	2.7	15.4	44	<0.1	0.7	0.3	154	0.29
STD OREAS45EA	Standard																				
STD OREAS45E	Standard			2.2	778.2	18.5	50	0.3	462.8	59.0	570	24.39	18	2.6	13.7	17	0.1	1.1	0.4	316	0.08
STD OREAS45E	Standard			2.9	786.3	18.7	49	0.3	467.8	61.3	573	25.21	18	2.6	13.4	18	<0.1	1.2	0.4	322	0.07
STD OREAS45EA	Standard																				
STD OREAS45E	Standard			2.3	770.5	20.3	45	0.3	471.5	56.7	572	24.16	18	2.8	14.5	16	0.1	1.1	0.3	318	0.07
STD OREAS45E	Standard			2.6	780.2	19.2	44	0.3	468.3	59.9	579	25.04	19	2.6	14.0	17	<0.1	1.0	0.3	321	0.08
STD OREAS45EA	Standard																				
STD OREAS45EA	Standard																				
STD OXC145	Standard		213																		
STD OXC145	Standard		208																		
STD OXC145	Standard		212																		
STD OXH139	Standard		1307																		
STD OXH139	Standard		1300																		
STD OXH139	Standard		1273																		
STD OREAS25A-4A Expected				2.55	33.9	25.2	44.4		45.8	8.2	470	6.6	9.94	2.94	15.8	48.5		0.67	0.35	157	0.309
STD OREAS45E Expected				2.4	780	18.2	46.7	0.311	454	57	570	24.12	16.3	2.41	12.9	15.9	0.06	1	0.28	322	0.065
STD DS11 Expected																					
STD OXC145 Expected			212																		
STD OXH139 Expected			1312																		
BLK	Blank																				
BLK	Blank			<0.1	0.2	<0.1	<1	<0.1	<0.1	<0.2	<1	<0.01	<1	<0.1	<0.1	<1	<0.1	<0.1	<0.1	<1	<0.01
BLK	Blank			<0.1	<0.1	<0.1	<1	<0.1	<0.1	<0.2	<1	<0.01	<1	<0.1	<0.1	<1	<0.1	<0.1	<0.1	<1	<0.01
BLK	Blank																				
BLK	Blank			<0.1	0.1	<0.1	<1	<0.1	<0.1	<0.2	<1	<0.01	<1	<0.1	<0.1	<1	<0.1	<0.1	<0.1	<1	<0.01
BLK	Blank			<0.1	<0.1	<0.1	<1	<0.1	<0.1	<0.2	3	<0.01	<1	<0.1	<0.1	<1	<0.1	<0.1	<0.1	<1	<0.01

This report supersedes all previous preliminary and final reports with this file number dated prior to the date on this certificate. Signature indicates final approval; preliminary reports are unsigned and should be used for reference only.

BUREAU VERITAS
MINERAL LABORATORIES
Canada

www.bureauveritas.com/um

Bureau Veritas Commodities Canada Ltd.
9050 Shaughnessy St Vancouver British Columbia V6P 6E5 Canada
PHONE (604) 253-3158

Client: **Goldstrike Resources Ltd.**
1010 - 1130 West Pender St.
Vancouver British Columbia V6E 4A4 Canada

Project: LUC
Report Date: October 18, 2018

QUALITY CONTROL REPORT WHI18000585.1

		MA200 P % 0.001	MA200 La ppm 0.1	MA200 Cr ppm 1	MA200 Mg % 0.01	MA200 Ba ppm 1	MA200 Ti % 0.001	MA200 Al % 0.01	MA200 Na % 0.001	MA200 K % 0.01	MA200 W ppm 0.1	MA200 Zr ppm 0.1	MA200 Ce ppm 1	MA200 Sn ppm 0.1	MA200 Y ppm 0.1	MA200 Nb ppm 0.1	MA200 Ta ppm 0.1	MA200 Be ppm 1	MA200 Sc ppm 1	MA200 Li ppm 0.1	MA200 S % 0.1
STD OREAS25A-4A	Standard	0.048	22.8	115	0.33	150	1.002	9.62	0.151	0.51	1.8	156.0	50	4.1	11.0	20.0	1.5	<1	13	39.6	<0.1
STD OREAS25A-4A	Standard	0.050	22.7	116	0.33	157	0.988	9.35	0.150	0.50	2.0	156.9	50	3.9	11.4	20.8	1.6	1	13	38.7	<0.1
STD OREAS25A-4A	Standard	0.047	20.4	118	0.31	144	0.911	8.56	0.122	0.46	1.9	152.3	47	4.2	10.5	20.3	1.5	<1	12	34.9	<0.1
STD OREAS25A-4A	Standard	0.052	19.8	112	0.31	151	0.929	8.83	0.125	0.46	1.7	143.3	43	3.9	9.6	18.9	1.3	1	13	37.6	<0.1
STD OREAS45EA	Standard																				
STD OREAS45E	Standard	0.030	10.9	940	0.15	252	0.537	6.78	0.055	0.33	0.9	95.6	24	1.2	8.0	6.4	0.6	<1	91	7.2	<0.1
STD OREAS45E	Standard	0.034	11.6	970	0.16	262	0.550	6.99	0.058	0.34	1.1	98.7	26	1.2	8.4	6.6	0.5	<1	91	6.9	<0.1
STD OREAS45EA	Standard																				
STD OREAS45E	Standard	0.037	11.6	937	0.17	256	0.543	7.00	0.055	0.34	1.0	90.1	27	1.5	7.8	6.1	0.6	<1	90	6.7	<0.1
STD OREAS45E	Standard	0.033	11.1	998	0.17	272	0.547	6.89	0.059	0.34	1.0	95.6	24	1.2	8.4	6.4	0.5	<1	103	7.1	<0.1
STD OREAS45EA	Standard																				
STD OREAS45EA	Standard																				
STD OXC145	Standard																				
STD OXC145	Standard																				
STD OXC145	Standard																				
STD OXH139	Standard																				
STD OXH139	Standard																				
STD OXH139	Standard																				
STD OREAS25A-4A Expected		0.048	21.8	115	0.327	147	0.977	8.87	0.134	0.482	2	155	48.9	4.06	10.5	20.9	1.5	0.93	13.7	36.7	0.047
STD OREAS45E Expected		0.034	11	979	0.156	252	0.559	6.78	0.059	0.324	1.07	97	23.5	1.32	8.28	6.8	0.54		93	6.58	0.046
STD DS11 Expected																					
STD OXC145 Expected																					
STD OXH139 Expected																					
BLK	Blank																				
BLK	Blank	<0.001	<0.1	<1	<0.01	<1	<0.001	<0.01	<0.001	<0.01	<0.1	<0.1	<1	<0.1	<0.1	<0.1	<0.1	<1	<1	<0.1	<0.1
BLK	Blank	<0.001	<0.1	<1	<0.01	<1	<0.001	<0.01	<0.001	<0.01	<0.1	<0.1	<1	<0.1	<0.1	<0.1	<0.1	<1	<1	<0.1	<0.1
BLK	Blank																				
BLK	Blank	<0.001	<0.1	1	<0.01	<1	<0.001	<0.01	0.005	<0.01	<0.1	<0.1	<1	<0.1	<0.1	<0.1	<0.1	<1	<1	<0.1	<0.1
BLK	Blank	<0.001	<0.1	<1	<0.01	<1	<0.001	<0.01	0.005	<0.01	<0.1	<0.1	<1	<0.1	<0.1	<0.1	<0.1	<1	<1	<0.1	<0.1

This report supersedes all previous preliminary and final reports with this file number dated prior to the date on this certificate. Signature indicates final approval; preliminary reports are unsigned and should be used for reference only.

BUREAU VERITAS
MINERAL LABORATORIES
Canada

www.bureauveritas.com/um

Bureau Veritas Commodities Canada Ltd.
9050 Shaughnessy St Vancouver British Columbia V6P 6E5 Canada
PHONE (604) 253-3158

Client: **Goldstrike Resources Ltd.**
1010 - 1130 West Pender St.
Vancouver British Columbia V6E 4A4 Canada

Project: LUC
Report Date: October 18, 2018

QUALITY CONTROL REPORT WHI18000585.1

		MA200 Rb ppm 0.1	MA200 Hf ppm 0.1	MA200 In ppm 0.05	MA200 Re ppm 0.005	MA200 Se ppm 1	MA200 Te ppm 0.5	MA200 Tl ppm 0.5	AQ200 Hg ppm 0.01
STD OREAS25A-4A	Standard	62.7	4.3	0.09	<0.005	2	<0.5	<0.5	
STD OREAS25A-4A	Standard	61.6	4.3	0.14	<0.005	2	<0.5	<0.5	
STD OREAS25A-4A	Standard	60.2	4.2	0.10	<0.005	2	<0.5	<0.5	
STD OREAS25A-4A	Standard	55.2	4.0	0.05	<0.005	2	<0.5	<0.5	
STD OREAS45EA	Standard								0.01
STD OREAS45E	Standard	21.8	2.8	0.11	<0.005	3	<0.5	<0.5	
STD OREAS45E	Standard	23.1	3.0	0.12	<0.005	3	<0.5	<0.5	
STD OREAS45EA	Standard								0.01
STD OREAS45E	Standard	21.1	3.1	0.06	<0.005	2	<0.5	<0.5	
STD OREAS45E	Standard	21.0	3.0	0.15	<0.005	2	<0.5	<0.5	
STD OREAS45EA	Standard								0.01
STD OREAS45EA	Standard								0.01
STD OXC145	Standard								
STD OXC145	Standard								
STD OXC145	Standard								
STD OXH139	Standard								
STD OXH139	Standard								
STD OXH139	Standard								
STD OREAS25A-4A Expected		61	4.28	0.09		2.5		0.35	
STD OREAS45E Expected		21.2	3.11	0.099		2.97	0.1	0.15	
STD DS11 Expected									0.26
STD OXC145 Expected									
STD OXH139 Expected									
BLK	Blank								<0.01
BLK	Blank	0.1	<0.1	<0.05	<0.005	<1	<0.5	<0.5	
BLK	Blank	0.3	<0.1	<0.05	<0.005	2	<0.5	<0.5	
BLK	Blank								<0.01
BLK	Blank	0.1	<0.1	<0.05	<0.005	<1	<0.5	<0.5	
BLK	Blank	0.2	<0.1	<0.05	<0.005	<1	<0.5	<0.5	

This report supersedes all previous preliminary and final reports with this file number dated prior to the date on this certificate. Signature indicates final approval; preliminary reports are unsigned and should be used for reference only.

BUREAU VERITAS
MINERAL LABORATORIES
Canada

www.bureauveritas.com/um

Bureau Veritas Commodities Canada Ltd.
9050 Shaughnessy St Vancouver British Columbia V6P 6E5 Canada
PHONE (604) 253-3158

Client: **Goldstrike Resources Ltd.**
1010 - 1130 West Pender St.
Vancouver British Columbia V6E 4A4 Canada

Project: LUC
Report Date: October 18, 2018

QUALITY CONTROL REPORT WHI18000585.1

		WGHT	FA350	MA200	MA200	MA200	MA200	MA200	MA200	MA200	MA200	MA200	MA200	MA200	MA200	MA200	MA200	MA200	MA200	MA200	MA200
		Wgt	Au	Mo	Cu	Pb	Zn	Ag	Ni	Co	Mn	Fe	As	U	Th	Sr	Cd	Sb	Bi	V	Ca
		kg	ppb	ppm	ppm	ppm	ppm	ppm	ppm	ppm	ppm	%	ppm	ppm	ppm	ppm	ppm	ppm	ppm	ppm	%
		0.01	2	0.1	0.1	0.1	1	0.1	0.1	0.2	1	0.01	1	0.1	0.1	1	0.1	0.1	0.1	1	0.01
BLK	Blank																				
BLK	Blank																				
BLK	Blank		<2																		
BLK	Blank		<2																		
BLK	Blank		<2																		
BLK	Blank		<2																		
BLK	Blank		<2																		
BLK	Blank		<2																		
Prep Wash																					
ROCK-WHI	Prep Blank		<2	1.3	4.2	2.6	41	<0.1	1.3	4.3	700	2.11	2	1.2	2.8	200	<0.1	0.1	<0.1	36	1.53
ROCK-WHI	Prep Blank		<2	1.3	6.6	2.7	42	<0.1	1.2	3.9	728	2.10	2	1.2	2.6	196	<0.1	0.1	<0.1	36	1.53

This report supersedes all previous preliminary and final reports with this file number dated prior to the date on this certificate. Signature indicates final approval; preliminary reports are unsigned and should be used for reference only.

BUREAU VERITAS
MINERAL LABORATORIES
Canada

www.bureauveritas.com/um

Bureau Veritas Commodities Canada Ltd.
9050 Shaughnessy St Vancouver British Columbia V6P 6E5 Canada
PHONE (604) 253-3158

Client: **Goldstrike Resources Ltd.**
1010 - 1130 West Pender St.
Vancouver British Columbia V6E 4A4 Canada

Project: LUC
Report Date: October 18, 2018

QUALITY CONTROL REPORT WHI18000585.1

		MA200 P % 0.001	MA200 La ppm 0.1	MA200 Cr ppm 1	MA200 Mg % 0.01	MA200 Ba ppm 1	MA200 Ti % 0.001	MA200 Al % 0.01	MA200 Na % 0.001	MA200 K % 0.01	MA200 W ppm 0.1	MA200 Zr ppm 0.1	MA200 Ce ppm 1	MA200 Sn ppm 0.1	MA200 Y ppm 0.1	MA200 Nb ppm 0.1	MA200 Ta ppm 0.1	MA200 Be ppm 1	MA200 Sc ppm 1	MA200 Li ppm 0.1	MA200 S % 0.1
BLK	Blank																				
BLK	Blank																				
BLK	Blank																				
BLK	Blank																				
BLK	Blank																				
BLK	Blank																				
BLK	Blank																				
BLK	Blank																				
Prep Wash																					
ROCK-WHI	Prep Blank	0.038	12.4	3	0.56	849	0.210	7.22	3.404	1.75	0.3	53.9	25	0.8	16.1	5.5	0.4	<1	6	2.2	<0.1
ROCK-WHI	Prep Blank	0.037	11.7	3	0.55	835	0.205	7.29	3.431	1.78	0.3	53.5	24	0.8	15.5	5.2	0.4	<1	6	2.3	<0.1

This report supersedes all previous preliminary and final reports with this file number dated prior to the date on this certificate. Signature indicates final approval; preliminary reports are unsigned and should be used for reference only.

BUREAU VERITAS
MINERAL LABORATORIES
Canada

www.bureauveritas.com/um

Bureau Veritas Commodities Canada Ltd.
9050 Shaughnessy St Vancouver British Columbia V6P 6E5 Canada
PHONE (604) 253-3158

Client: **Goldstrike Resources Ltd.**
1010 - 1130 West Pender St.
Vancouver British Columbia V6E 4A4 Canada

Project: LUC
Report Date: October 18, 2018

QUALITY CONTROL REPORT WHI18000585.1

		MA200 Rb ppm 0.1	MA200 Hf ppm 0.1	MA200 In ppm 0.05	MA200 Re ppm 0.005	MA200 Se ppm 1	MA200 Te ppm 0.5	MA200 Tl ppm 0.5	AQ200 Hg ppm 0.01
BLK	Blank								<0.01
BLK	Blank								<0.01
BLK	Blank								
BLK	Blank								
BLK	Blank								
BLK	Blank								
BLK	Blank								
BLK	Blank								
Prep Wash									
ROCK-WHI	Prep Blank	32.5	1.7	<0.05	<0.005	<1	<0.5	<0.5	<0.01
ROCK-WHI	Prep Blank	32.2	1.7	<0.05	<0.005	<1	<0.5	<0.5	<0.01

This report supersedes all previous preliminary and final reports with this file number dated prior to the date on this certificate. Signature indicates final approval; preliminary reports are unsigned and should be used for reference only.

DDLS-18-11 Assay Certificate WHI18000586.1

BUREAU VERITAS
MINERAL LABORATORIES
Canada

www.bureauveritas.com/um

Bureau Veritas Commodities Canada Ltd.
9050 Shaughnessy St Vancouver British Columbia V6P 6E5 Canada
PHONE (604) 253-3158

Client: **Goldstrike Resources Ltd.**
1010 - 1130 West Pender St.
Vancouver British Columbia V6E 4A4 Canada

Submitted By: Dan Ferraro
Receiving Lab: Canada-Whitehorse
Received: August 07, 2018
Report Date: October 18, 2018

CERTIFICATE OF ANALYSIS WHI18000586.1

CLIENT JOB INFORMATION

Project: LUC
Shipment ID: DDLS-18-11
P.O. Number
Number of Samples: 103

SAMPLE DISPOSAL

STOR-PLP Store After 90 days Invoice for Storage
STOR-RJT Store After 60 days Invoice for Storage

Bureau Veritas does not accept responsibility for samples left at the laboratory after 90 days without prior written instructions for sample storage or return.

SAMPLE PREPARATION AND ANALYTICAL PROCEDURES

Procedure Code	Number of Samples	Code Description	Test Wgt (g)	Report Status	Lab
PRP70-250	95	Crush, split and pulverize 250 g rock to 200 mesh			WHI
SLBHP	8	Sort, label and box pulps			WHI
FA350-Au	103	50g Fire assay fusion Au by ICP-ES	50	Completed	VAN
EN002	103	Environmental disposal charge-Fire assay lead waste			VAN
MA200	103	4 Acid digestion ICP-MS analysis	0.25	Completed	VAN
AQ200-HG	103	Hg by AR digestion ICP-MS analysis	0.5	Completed	VAN
SHP01	103	Per sample shipping charges for branch shipments			VAN

ADDITIONAL COMMENTS

Invoice To: Luckystrike Resources Ltd.
1010 – 1130 West Pender Street
Vancouver British Columbia V6E 4A4
Canada

CC: Daithi Mac Gerailt

BRITISH COLUMBIA CERTIFIED ASSAYER
Marcus Lau
MARCUS LAU
Production Manager

This report supersedes all previous preliminary and final reports with this file number dated prior to the date on this certificate. Signature indicates final approval; preliminary reports are unsigned and should be used for reference only.
All results are considered the confidential property of the client. Bureau Veritas assumes the liabilities for actual cost of analysis only. Results apply to samples as submitted.
"*" asterisk indicates that an analytical result could not be provided due to unusually high levels of interference from other elements.

BUREAU VERITAS
MINERAL LABORATORIES
Canada

www.bureauveritas.com/um

Bureau Veritas Commodities Canada Ltd.

9050 Shaughnessy St Vancouver British Columbia V6P 6E5 Canada
PHONE (604) 253-3158

Client: **Goldstrike Resources Ltd.**
1010 - 1130 West Pender St.
Vancouver British Columbia V6E 4A4 Canada

Project: LUC
Report Date: October 18, 2018

CERTIFICATE OF ANALYSIS WHI18000586.1

	Method	WGHT	FA350	MA200	MA200	MA200	MA200	MA200	MA200	MA200	MA200	MA200	MA200	MA200	MA200	MA200	MA200	MA200	MA200	MA200	MA200
	Analyte	Wgt	Au	Mo	Cu	Pb	Zn	Ag	Ni	Co	Mn	Fe	As	U	Th	Sr	Cd	Sb	Bi	V	Ca
	Unit	kg	ppb	ppm	ppm	ppm	ppm	ppm	ppm	ppm	ppm	%	ppm	ppm	ppm	ppm	ppm	ppm	ppm	ppm	%
	MDL	0.01	2	0.1	0.1	0.1	1	0.1	0.1	0.2	1	0.01	1	0.1	0.1	1	0.1	0.1	0.1	1	0.01
1473357	Drill Core	1.79	<2	1.1	2.8	22.1	64	0.6	23.8	19.1	909	4.23	13	0.8	3.0	166	0.2	0.4	<0.1	126	3.72
1473358	Drill Core	5.62	<2	0.9	11.9	30.2	83	0.6	32.8	23.6	931	4.81	10	1.0	3.2	150	0.2	0.4	<0.1	177	3.62
1473359	Drill Core	4.53	<2	0.7	1.2	13.0	84	0.2	47.8	29.4	1117	5.92	6	0.9	2.1	241	0.1	0.4	<0.1	206	3.98
1473360	Drill Core	6.79	<2	0.8	17.8	12.8	83	<0.1	43.6	31.9	1260	6.18	6	0.6	1.4	236	0.2	0.2	<0.1	229	4.09
1473361	Drill Core	3.63	<2	0.8	37.2	19.0	81	0.1	47.9	35.0	1363	6.91	6	0.4	0.7	234	0.2	0.3	<0.1	279	5.37
1473362	Drill Core	4.25	<2	0.7	6.7	8.3	51	<0.1	27.6	15.8	668	3.74	9	0.8	4.7	196	<0.1	0.4	<0.1	121	3.65
1473363	Drill Core	4.36	32	0.9	14.5	25.3	69	0.3	16.2	18.8	1361	4.63	8	0.9	2.9	132	0.7	2.3	<0.1	138	5.20
1473364	Drill Core	3.62	2	1.4	14.5	235.8	81	0.2	20.8	21.7	1310	4.94	9	0.9	2.9	106	0.3	1.2	0.4	164	4.81
1473365	Drill Core	4.59	<2	3.2	86.6	41.8	72	0.2	25.9	35.3	1654	7.80	9	0.7	1.1	178	<0.1	0.9	<0.1	300	5.52
1473366	Drill Core	5.22	2	1.7	58.2	16.2	64	0.1	21.6	33.2	1464	6.67	6	0.7	1.6	238	<0.1	0.8	<0.1	235	5.46
1473367	Drill Core	4.57	<2	1.0	15.9	17.1	59	<0.1	21.3	20.2	936	4.80	7	0.6	2.6	246	<0.1	0.6	<0.1	168	3.44
1473368	Drill Core	4.64	<2	1.6	6.5	55.6	64	<0.1	30.2	22.5	1144	4.98	10	0.6	2.7	259	0.1	0.6	0.1	173	4.50
1473369	Drill Core	4.51	237	1.5	43.2	44.1	52	0.7	23.4	17.6	1040	4.65	13	0.6	2.8	193	0.5	0.6	0.2	129	3.76
1473370	Drill Core	3.52	2	2.1	26.1	15.4	69	0.8	13.1	21.2	1140	5.83	4	0.7	1.8	214	0.1	0.5	<0.1	164	3.73
1473371	Drill Core	5.10	10	2.5	9.5	33.0	83	<0.1	18.1	22.9	1439	6.24	5	0.8	2.2	252	0.1	0.4	0.4	188	4.59
1473372	Drill Core	4.77	<2	1.5	9.1	62.4	66	0.1	16.2	22.8	1409	6.12	5	1.0	2.4	269	0.2	0.3	0.4	187	4.58
1473373	Drill Core	3.21	<2	2.2	16.8	47.6	60	0.2	10.7	19.2	1375	5.19	6	1.5	2.2	335	0.2	0.6	0.2	164	6.92
1473374	Drill Core	4.85	4	1.8	17.8	29.1	58	0.2	15.2	19.6	1598	6.03	5	0.8	2.1	274	0.1	0.4	0.1	181	5.64
1473375	Rock Pulp	0.06	<2	3.2	23.3	4.2	43	0.5	21.8	11.3	477	2.51	4	0.8	1.9	243	0.3	0.8	<0.1	87	1.76
1473376	Rock Pulp	0.07	238	191.8	1824.5	40.2	275	0.6	34.6	15.0	704	4.21	15	0.6	1.8	271	0.9	1.9	0.3	124	2.54
1473377	Drill Core	4.87	<2	1.2	10.5	6.8	64	<0.1	16.6	17.0	1265	4.82	4	0.6	2.8	290	0.1	0.3	<0.1	131	3.30
1473378	Drill Core	3.67	115	1.1	13.3	6.7	58	0.4	12.4	14.9	1243	5.02	6	0.5	2.3	234	0.2	0.4	<0.1	129	4.07
1473379	Drill Core	4.63	28	2.6	53.7	7.1	68	<0.1	11.7	23.7	1500	6.33	8	0.8	1.9	226	0.1	0.4	0.1	174	4.02
1473380	Drill Core	3.46	4	2.1	29.9	5.9	58	<0.1	7.2	16.8	1549	5.75	12	0.9	2.5	246	0.1	0.4	<0.1	111	3.05
1473381	Drill Core	3.47	2	1.9	66.4	6.5	62	0.2	10.7	16.4	1055	5.71	8	0.8	1.8	214	<0.1	0.4	<0.1	133	3.57
1473382	Drill Core	6.55	<2	0.5	20.3	5.1	101	<0.1	17.9	18.7	998	5.45	6	1.2	3.3	339	<0.1	0.3	<0.1	140	3.76
1473383	Drill Core	5.03	<2	0.6	18.7	8.4	75	<0.1	26.0	23.9	1242	5.80	4	0.9	2.6	307	0.1	0.2	<0.1	152	4.77
1473384	Drill Core	4.30	5	2.5	30.3	7.0	82	<0.1	29.5	24.4	1183	5.64	5	0.6	1.7	210	0.3	0.3	<0.1	161	3.47
1473385	Drill Core	4.71	5	2.9	32.6	7.3	73	<0.1	12.1	17.9	1059	5.16	6	0.8	2.1	217	0.2	0.4	<0.1	121	3.19
1473386	Drill Core	3.51	5	3.4	42.2	11.4	81	<0.1	11.7	19.3	985	5.77	4	0.7	1.9	194	0.2	0.3	<0.1	137	2.60

This report supersedes all previous preliminary and final reports with this file number dated prior to the date on this certificate. Signature indicates final approval; preliminary reports are unsigned and should be used for reference only.

BUREAU VERITAS
MINERAL LABORATORIES
Canada

www.bureauveritas.com/um

Bureau Veritas Commodities Canada Ltd.

9050 Shaughnessy St Vancouver British Columbia V6P 6E5 Canada
PHONE (604) 253-3158

Client: **Goldstrike Resources Ltd.**
1010 - 1130 West Pender St.
Vancouver British Columbia V6E 4A4 Canada

Project: LUC
Report Date: October 18, 2018

CERTIFICATE OF ANALYSIS WHI18000586.1

	Method	MA200	MA200	MA200	MA200	MA200	MA200	MA200	MA200	MA200	MA200	MA200	MA200	MA200	MA200	MA200	MA200	MA200	MA200	MA200	MA200
	Analyte	P	La	Cr	Mg	Ba	Ti	Al	Na	K	W	Zr	Ce	Sn	Y	Nb	Ta	Be	Sc	Li	S
	Unit	%	ppm	ppm	%	ppm	%	%	%	%	ppm	ppm	ppm	ppm	ppm	ppm	ppm	ppm	ppm	ppm	%
	MDL	0.001	0.1	1	0.01	1	0.001	0.01	0.001	0.01	0.1	0.1	1	0.1	0.1	0.1	0.1	1	1	0.1	0.1
1473357	Drill Core	0.049	9.9	54	0.48	371	0.324	7.28	3.865	0.60	2.1	7.7	22	1.2	15.0	3.1	0.2	<1	18	11.3	<0.1
1473358	Drill Core	0.055	9.3	128	0.56	350	0.399	7.41	2.917	0.88	2.0	7.3	23	1.5	12.8	4.8	0.3	<1	23	12.9	<0.1
1473359	Drill Core	0.039	8.6	232	1.09	386	0.391	7.84	3.289	1.23	0.7	6.8	18	1.4	17.4	3.6	0.2	2	34	10.5	<0.1
1473360	Drill Core	0.043	6.6	96	1.58	378	0.445	7.53	3.397	0.94	0.5	7.6	16	0.9	20.4	1.8	0.1	1	34	10.0	<0.1
1473361	Drill Core	0.044	4.6	97	2.00	518	0.595	6.95	2.737	1.02	0.5	7.8	12	0.9	21.4	2.1	0.1	<1	34	11.9	<0.1
1473362	Drill Core	0.038	12.3	118	0.67	314	0.328	7.28	2.825	0.95	0.5	11.9	26	1.0	14.6	5.3	0.4	<1	16	14.6	<0.1
1473363	Drill Core	0.065	11.9	39	0.93	286	0.315	6.74	1.637	0.62	1.5	7.3	24	0.7	14.5	4.2	0.3	<1	16	17.8	<0.1
1473364	Drill Core	0.070	10.6	52	1.21	276	0.328	6.74	1.108	0.74	0.7	7.4	22	2.1	15.4	3.3	0.2	<1	20	21.1	<0.1
1473365	Drill Core	0.074	7.6	42	1.62	792	0.542	7.49	2.294	1.33	1.3	6.0	18	1.2	22.0	1.2	<0.1	1	32	10.1	<0.1
1473366	Drill Core	0.062	9.1	35	1.78	762	0.466	7.13	3.252	1.17	0.5	5.9	19	2.0	19.8	1.4	<0.1	2	26	8.2	<0.1
1473367	Drill Core	0.055	7.7	64	1.17	316	0.429	7.77	4.352	1.21	0.3	9.0	19	2.0	14.0	2.8	0.2	<1	24	10.5	<0.1
1473368	Drill Core	0.056	8.8	62	1.45	588	0.386	7.40	2.406	1.08	0.2	8.1	21	1.5	14.8	3.1	0.2	<1	23	15.0	<0.1
1473369	Drill Core	0.058	9.7	75	1.03	401	0.260	6.69	3.300	0.59	1.3	7.8	20	0.9	12.0	4.1	0.3	1	20	12.5	<0.1
1473370	Drill Core	0.086	6.9	21	1.11	558	0.508	7.77	3.213	1.51	3.4	6.5	16	1.1	13.6	7.0	0.4	1	24	15.3	<0.1
1473371	Drill Core	0.054	9.8	50	1.66	494	0.418	7.84	3.436	1.44	0.3	7.3	22	1.1	21.1	4.9	0.3	<1	29	16.0	<0.1
1473372	Drill Core	0.060	9.9	28	1.75	463	0.435	7.68	3.818	1.16	0.3	7.6	22	1.0	24.2	5.6	0.3	<1	28	17.5	<0.1
1473373	Drill Core	0.063	11.7	14	1.49	309	0.416	7.25	3.171	0.96	1.0	6.8	25	1.0	26.1	5.6	0.3	1	28	17.7	<0.1
1473374	Drill Core	0.059	10.7	22	1.40	348	0.369	7.24	4.065	0.86	2.3	7.2	22	1.5	23.6	4.3	0.2	<1	28	15.7	<0.1
1473375	Rock Pulp	0.055	8.6	29	0.78	479	0.285	5.06	2.135	0.85	26.9	34.4	18	0.8	12.7	3.3	0.2	<1	9	11.9	<0.1
1473376	Rock Pulp	0.063	8.4	54	1.29	571	0.377	6.22	2.338	0.88	8.3	28.3	19	1.8	14.0	4.1	0.3	<1	14	15.2	0.3
1473377	Drill Core	0.068	9.4	33	1.56	442	0.375	7.64	4.089	1.21	0.3	6.3	19	1.0	15.9	6.1	0.4	1	24	16.7	<0.1
1473378	Drill Core	0.069	9.4	22	1.19	340	0.427	7.21	4.900	0.77	2.4	5.7	20	1.5	18.3	7.2	0.5	1	21	15.3	<0.1
1473379	Drill Core	0.099	8.2	24	1.50	487	0.542	7.94	3.333	1.65	0.7	8.0	18	1.3	16.5	10.2	0.5	<1	26	16.1	<0.1
1473380	Drill Core	0.098	12.8	14	1.20	608	0.527	7.99	3.496	1.54	0.6	4.2	27	1.3	16.5	10.1	0.5	1	20	15.6	<0.1
1473381	Drill Core	0.093	8.1	27	1.30	339	0.510	7.73	3.341	1.38	1.4	6.4	21	1.3	15.3	8.8	0.4	<1	25	16.2	<0.1
1473382	Drill Core	0.091	11.4	40	1.70	753	0.423	7.76	3.109	1.42	0.2	6.6	26	1.4	18.3	7.7	0.4	<1	22	15.8	<0.1
1473383	Drill Core	0.059	11.7	66	2.10	655	0.445	8.33	3.417	1.63	<0.1	6.2	24	1.1	23.0	6.9	0.4	2	28	16.6	<0.1
1473384	Drill Core	0.064	7.9	120	1.21	402	0.378	7.51	4.694	1.05	0.5	6.5	18	1.7	14.2	5.4	0.3	<1	26	10.5	<0.1
1473385	Drill Core	0.089	8.8	32	0.77	356	0.445	7.69	4.605	1.17	1.3	5.1	20	1.3	12.9	7.2	0.4	<1	21	10.5	<0.1
1473386	Drill Core	0.085	10.0	29	0.91	418	0.474	7.53	4.250	1.28	0.6	5.6	22	0.8	17.5	7.4	0.4	2	28	8.7	<0.1

This report supersedes all previous preliminary and final reports with this file number dated prior to the date on this certificate. Signature indicates final approval; preliminary reports are unsigned and should be used for reference only.

BUREAU VERITAS
MINERAL LABORATORIES
Canada

www.bureauveritas.com/um

Bureau Veritas Commodities Canada Ltd.

9050 Shaughnessy St Vancouver British Columbia V6P 6E5 Canada
PHONE (604) 253-3158

Client: **Goldstrike Resources Ltd.**
1010 - 1130 West Pender St.
Vancouver British Columbia V6E 4A4 Canada

Project: LUC
Report Date: October 18, 2018

CERTIFICATE OF ANALYSIS WHI18000586.1

	Method	MA200	MA200	MA200	MA200	MA200	MA200	MA200	AQ200
	Analyte	Rb	Hf	In	Re	Se	Te	Tl	Hg
	Unit	ppm	ppm	ppm	ppm	ppm	ppm	ppm	ppm
	MDL	0.1	0.1	0.05	0.005	1	0.5	0.5	0.01
1473357	Drill Core	19.8	0.3	<0.05	<0.005	<1	<0.5	<0.5	0.01
1473358	Drill Core	32.4	0.4	0.07	<0.005	<1	<0.5	<0.5	0.01
1473359	Drill Core	50.6	0.3	<0.05	<0.005	<1	<0.5	<0.5	<0.01
1473360	Drill Core	33.8	0.4	0.07	<0.005	1	<0.5	<0.5	<0.01
1473361	Drill Core	43.0	0.4	<0.05	<0.005	<1	0.7	<0.5	<0.01
1473362	Drill Core	34.1	0.4	<0.05	<0.005	<1	<0.5	<0.5	0.03
1473363	Drill Core	23.8	0.3	0.05	<0.005	<1	<0.5	<0.5	0.38
1473364	Drill Core	24.7	0.4	<0.05	<0.005	<1	<0.5	<0.5	0.09
1473365	Drill Core	57.2	0.3	0.09	<0.005	<1	0.8	<0.5	0.01
1473366	Drill Core	49.8	0.4	0.10	<0.005	<1	0.7	<0.5	0.01
1473367	Drill Core	36.2	0.4	<0.05	<0.005	<1	<0.5	<0.5	<0.01
1473368	Drill Core	36.6	0.4	<0.05	<0.005	<1	<0.5	<0.5	0.02
1473369	Drill Core	18.1	0.3	<0.05	<0.005	<1	1.2	<0.5	0.14
1473370	Drill Core	48.6	0.4	0.06	<0.005	<1	0.5	<0.5	0.01
1473371	Drill Core	51.6	0.4	0.07	<0.005	<1	0.5	<0.5	<0.01
1473372	Drill Core	40.5	0.4	0.06	<0.005	<1	<0.5	<0.5	<0.01
1473373	Drill Core	38.6	0.4	0.09	<0.005	2	0.5	<0.5	<0.01
1473374	Drill Core	28.2	0.4	0.09	<0.005	<1	0.5	<0.5	0.01
1473375	Rock Pulp	21.8	1.0	<0.05	<0.005	<1	<0.5	<0.5	0.02
1473376	Rock Pulp	19.8	0.9	0.14	0.078	<1	0.5	<0.5	0.10
1473377	Drill Core	35.0	0.4	<0.05	<0.005	<1	<0.5	<0.5	<0.01
1473378	Drill Core	16.3	0.3	0.08	<0.005	<1	0.5	<0.5	0.04
1473379	Drill Core	56.3	0.4	<0.05	<0.005	<1	0.7	<0.5	0.02
1473380	Drill Core	53.8	0.2	0.08	<0.005	1	<0.5	<0.5	<0.01
1473381	Drill Core	41.6	0.3	0.08	<0.005	1	<0.5	<0.5	0.02
1473382	Drill Core	40.3	0.4	0.10	<0.005	<1	<0.5	<0.5	0.01
1473383	Drill Core	46.8	0.3	0.09	<0.005	<1	0.7	<0.5	<0.01
1473384	Drill Core	34.1	0.3	0.07	<0.005	<1	<0.5	<0.5	0.01
1473385	Drill Core	32.7	0.2	<0.05	<0.005	<1	<0.5	<0.5	0.02
1473386	Drill Core	53.2	0.4	0.09	<0.005	<1	<0.5	<0.5	0.01

This report supersedes all previous preliminary and final reports with this file number dated prior to the date on this certificate. Signature indicates final approval; preliminary reports are unsigned and should be used for reference only.

BUREAU VERITAS
MINERAL LABORATORIES
Canada

www.bureauveritas.com/um

Bureau Veritas Commodities Canada Ltd.

9050 Shaughnessy St Vancouver British Columbia V6P 6E5 Canada
PHONE (604) 253-3158

Client: **Goldstrike Resources Ltd.**
1010 - 1130 West Pender St.
Vancouver British Columbia V6E 4A4 Canada

Project: LUC
Report Date: October 18, 2018

CERTIFICATE OF ANALYSIS WHI18000586.1

	Method	WGHT	FA350	MA200	MA200	MA200	MA200	MA200	MA200	MA200	MA200	MA200	MA200	MA200	MA200	MA200	MA200	MA200	MA200	MA200	MA200
	Analyte	Wgt	Au	Mo	Cu	Pb	Zn	Ag	Ni	Co	Mn	Fe	As	U	Th	Sr	Cd	Sb	Bi	V	Ca
	Unit	kg	ppb	ppm	ppm	ppm	ppm	ppm	ppm	ppm	ppm	%	ppm	ppm	ppm	ppm	ppm	ppm	ppm	ppm	%
	MDL	0.01	2	0.1	0.1	0.1	1	0.1	0.1	0.2	1	0.01	1	0.1	0.1	1	0.1	0.1	0.1	1	0.01
1473387	Drill Core	5.17	2	3.7	36.0	9.4	81	<0.1	16.3	21.2	1104	6.09	6	0.9	2.0	210	<0.1	0.6	<0.1	135	4.15
1473388	Drill Core	4.45	16	2.6	6.6	6.6	89	<0.1	22.2	19.3	1219	5.86	5	0.6	1.5	176	<0.1	0.7	<0.1	158	4.47
1473389	Drill Core	4.83	<2	5.8	20.0	7.0	81	<0.1	18.5	17.7	1317	5.80	5	0.9	1.8	190	0.2	0.4	<0.1	138	4.96
1473390	Drill Core	4.95	19	1.6	3.4	5.4	89	<0.1	30.5	17.9	1191	4.94	4	0.5	1.4	179	<0.1	0.3	<0.1	165	4.54
1473391	Drill Core	4.85	3	6.0	31.7	5.7	93	<0.1	18.5	27.1	1226	5.95	5	0.6	1.8	194	<0.1	0.3	<0.1	116	3.22
1473392	Drill Core	4.40	19	3.2	6.4	5.3	83	<0.1	29.3	20.6	1239	5.51	5	0.3	1.5	237	0.2	0.2	<0.1	150	4.77
1473393	Drill Core	5.20	36	2.9	52.6	6.7	54	0.1	14.9	20.3	1380	5.73	5	0.7	1.7	223	0.3	0.3	<0.1	169	5.57
1473394	Drill Core	5.12	4	1.6	66.8	6.2	53	<0.1	12.1	22.4	1271	5.97	6	0.4	1.6	258	<0.1	0.3	<0.1	177	5.03
1473395	Drill Core	4.17	<2	3.1	92.4	6.4	76	<0.1	19.7	25.6	1249	5.96	6	0.7	1.8	291	<0.1	1.0	<0.1	198	5.67
1473396	Drill Core	4.84	<2	3.0	71.6	6.8	73	0.1	40.8	22.7	1054	5.07	1	1.0	2.7	340	0.2	0.7	<0.1	173	5.82
1473397	Drill Core	4.05	3	6.1	42.4	158.9	87	0.3	42.6	30.1	1537	6.07	9	0.9	1.0	197	0.4	0.7	0.8	245	5.44
1473398	Drill Core	5.19	<2	2.5	26.5	20.3	77	<0.1	36.6	23.1	1043	4.70	12	0.7	2.1	209	0.1	0.6	<0.1	156	4.79
1473399	Drill Core	5.40	<2	0.7	25.6	22.6	81	<0.1	30.6	24.5	1350	5.10	1	0.5	1.9	233	0.2	0.4	<0.1	136	7.73
1473400	Rock Pulp	0.06	7	3.4	23.3	4.1	44	0.4	20.5	11.5	507	2.56	6	0.7	1.8	246	0.2	0.7	<0.1	84	1.83
1473401	Rock Pulp	0.06	6526	1.6	15.1	20.1	68	0.4	12.7	1.8	838	0.54	4170	2.6	1.8	203	0.5	36.7	0.4	22	25.25
1473402	Drill Core	4.47	<2	0.6	33.4	19.7	78	<0.1	31.9	22.9	928	4.73	6	0.5	2.2	274	<0.1	0.6	<0.1	188	4.83
1473403	Drill Core	4.84	3	2.7	29.7	13.0	95	<0.1	29.9	26.5	1341	5.94	9	0.4	1.6	242	0.1	0.7	<0.1	166	4.55
1473404	Drill Core	4.26	3	3.4	40.4	10.3	56	<0.1	11.1	14.6	893	3.99	5	0.4	2.5	262	<0.1	0.4	<0.1	97	3.07
1473405	Drill Core	3.79	11	5.6	14.3	12.6	79	<0.1	18.1	18.0	986	5.54	13	0.6	1.5	279	<0.1	0.8	<0.1	173	2.93
1473406	Drill Core	3.82	8	8.2	24.0	18.3	72	<0.1	17.2	18.1	860	5.29	21	0.8	2.7	289	<0.1	1.0	<0.1	167	2.84
1473407	Drill Core	3.39	<2	12.2	14.6	36.3	86	<0.1	25.5	25.1	1156	6.40	43	1.0	1.6	369	0.2	1.8	<0.1	220	4.95
1473408	Drill Core	3.43	<2	6.9	33.7	92.2	67	0.4	16.3	20.9	1126	5.01	29	0.8	1.7	494	<0.1	1.6	0.6	167	5.46
1473409	Drill Core	4.67	<2	3.7	6.0	14.5	81	<0.1	5.3	14.3	987	4.68	20	0.6	3.8	459	0.2	0.9	<0.1	135	3.37
1473410	Drill Core	4.95	2	1.5	13.2	15.0	50	0.1	5.4	9.7	688	3.12	15	0.8	5.8	619	<0.1	0.5	<0.1	77	2.49
1473411	Drill Core	4.67	2	0.7	17.9	24.8	47	<0.1	4.9	11.7	673	4.26	12	0.5	5.3	503	<0.1	0.5	<0.1	126	1.98
1473412	Drill Core	5.13	<2	5.7	42.3	140.9	81	0.3	40.9	28.3	1531	5.74	12	0.9	0.9	187	0.3	0.6	0.7	242	5.10
1473413	Drill Core	5.01	17	3.6	56.9	14.6	76	<0.1	32.1	31.2	1595	8.92	17	0.7	3.6	358	0.1	2.5	<0.1	156	3.91
1473414	Drill Core	5.16	3	2.4	13.3	36.2	81	0.1	23.9	24.3	1672	6.33	18	0.4	1.3	686	0.2	3.5	0.1	244	6.20
1473415	Drill Core	4.66	72	5.5	33.8	155.3	86	0.9	8.9	18.1	1337	5.02	43	0.5	1.9	901	0.4	10.2	0.3	137	5.20
1473416	Drill Core	3.38	887	20.8	75.2	63.9	84	3.5	10.1	18.3	1758	4.42	44	1.1	1.8	809	0.6	22.1	0.3	118	8.99

This report supersedes all previous preliminary and final reports with this file number dated prior to the date on this certificate. Signature indicates final approval; preliminary reports are unsigned and should be used for reference only.

BUREAU VERITAS
MINERAL LABORATORIES
Canada

www.bureauveritas.com/um

Bureau Veritas Commodities Canada Ltd.

9050 Shaughnessy St Vancouver British Columbia V6P 6E5 Canada
PHONE (604) 253-3158

Client: **Goldstrike Resources Ltd.**
1010 - 1130 West Pender St.
Vancouver British Columbia V6E 4A4 Canada

Project: LUC
Report Date: October 18, 2018

CERTIFICATE OF ANALYSIS WHI18000586.1

	Method	MA200	MA200	MA200	MA200	MA200	MA200	MA200	MA200	MA200	MA200	MA200	MA200	MA200	MA200	MA200	MA200	MA200	MA200	MA200	MA200
	Analyte	P	La	Cr	Mg	Ba	Ti	Al	Na	K	W	Zr	Ce	Sn	Y	Nb	Ta	Be	Sc	Li	S
	Unit	%	ppm	ppm	%	ppm	%	%	%	%	ppm	ppm	ppm	ppm	ppm	ppm	ppm	ppm	ppm	ppm	%
	MDL	0.001	0.1	1	0.01	1	0.001	0.01	0.001	0.01	0.1	0.1	1	0.1	0.1	0.1	0.1	1	1	0.1	0.1
1473387	Drill Core	0.100	9.4	70	0.90	388	0.495	7.94	3.759	1.28	0.5	5.3	22	2.3	15.9	8.8	0.5	2	27	8.4	<0.1
1473388	Drill Core	0.103	7.7	96	1.09	260	0.477	7.99	3.249	1.76	1.3	6.3	18	1.5	15.4	7.4	0.5	1	29	9.6	<0.1
1473389	Drill Core	0.074	10.1	70	1.30	262	0.416	7.34	4.056	1.07	0.6	6.3	22	0.8	17.4	6.4	0.4	<1	23	7.4	<0.1
1473390	Drill Core	0.055	7.2	174	1.22	427	0.377	7.00	3.063	1.52	0.4	5.7	15	0.8	13.5	5.0	0.3	2	32	11.3	<0.1
1473391	Drill Core	0.074	8.4	51	1.09	633	0.413	6.94	3.087	1.31	0.8	4.4	17	0.7	12.1	5.4	0.3	1	23	16.4	<0.1
1473392	Drill Core	0.037	6.0	116	1.35	1577	0.301	7.09	3.717	1.19	1.0	6.7	14	0.6	14.5	3.7	0.2	2	30	11.1	<0.1
1473393	Drill Core	0.068	10.1	21	1.55	550	0.455	7.54	3.895	1.20	3.4	7.3	20	0.5	21.8	5.5	0.3	1	31	10.4	<0.1
1473394	Drill Core	0.084	7.5	21	1.32	822	0.507	7.44	2.638	1.71	0.5	7.3	17	0.7	16.8	6.8	0.4	<1	26	16.0	<0.1
1473395	Drill Core	0.043	8.2	25	1.75	863	0.405	8.15	3.295	1.30	0.4	7.9	19	0.8	22.6	5.2	0.3	<1	31	14.5	<0.1
1473396	Drill Core	0.021	10.2	80	2.37	2551	0.273	7.23	2.639	1.20	0.4	7.0	23	0.9	24.2	3.8	0.2	<1	33	12.4	<0.1
1473397	Drill Core	0.039	7.2	109	1.82	700	0.522	6.53	2.465	1.08	0.4	10.0	17	0.8	23.9	4.0	0.2	<1	34	8.5	<0.1
1473398	Drill Core	0.023	7.2	48	1.58	1329	0.236	7.19	2.813	1.14	0.3	7.1	17	1.1	18.3	4.0	0.2	<1	29	12.0	<0.1
1473399	Drill Core	0.019	8.4	21	2.53	1871	0.182	6.18	2.430	0.96	0.2	7.6	19	0.6	21.1	3.0	0.2	<1	25	8.3	<0.1
1473400	Rock Pulp	0.053	8.2	30	0.82	479	0.274	5.24	2.179	0.86	25.8	34.6	16	0.7	12.3	3.0	0.2	<1	11	12.8	<0.1
1473401	Rock Pulp	0.018	18.7	15	6.02	60	0.059	1.09	0.022	0.27	12.6	17.1	18	0.6	10.9	2.4	0.2	<1	2	27.0	<0.1
1473402	Drill Core	0.029	8.1	39	1.68	3080	0.232	7.35	3.005	1.44	0.2	8.7	18	1.5	18.3	4.3	0.3	<1	29	8.7	<0.1
1473403	Drill Core	0.038	8.9	39	1.53	1943	0.289	7.41	3.638	1.05	0.2	7.5	20	1.4	27.2	5.1	0.3	1	35	8.5	<0.1
1473404	Drill Core	0.083	8.9	26	1.05	488	0.339	7.15	4.772	0.59	0.2	6.8	20	0.7	12.1	5.9	0.3	2	16	8.9	<0.1
1473405	Drill Core	0.061	7.7	69	0.99	780	0.372	7.24	4.235	0.89	0.3	8.3	19	0.9	20.0	6.0	0.3	<1	30	9.8	<0.1
1473406	Drill Core	0.066	10.1	48	0.69	403	0.425	7.72	3.284	0.99	0.5	9.0	23	0.8	15.8	6.4	0.4	<1	28	13.9	<0.1
1473407	Drill Core	0.083	11.4	100	0.87	361	0.557	7.08	1.702	0.66	0.3	10.4	24	1.4	21.1	6.2	0.3	2	32	26.5	<0.1
1473408	Drill Core	0.054	8.9	20	1.41	503	0.419	5.58	0.589	0.44	0.3	8.4	18	1.1	16.7	4.6	0.3	1	22	30.6	<0.1
1473409	Drill Core	0.066	10.5	15	1.17	402	0.415	6.65	3.970	0.52	0.1	14.3	24	1.2	17.1	7.7	0.4	<1	18	12.2	<0.1
1473410	Drill Core	0.053	16.0	10	0.96	2035	0.244	6.84	3.266	0.27	0.6	33.7	29	0.9	12.3	4.9	0.3	<1	11	28.6	0.1
1473411	Drill Core	0.075	8.2	11	0.75	1228	0.371	7.56	5.304	0.33	0.2	10.6	18	1.0	12.0	5.4	0.4	<1	14	11.1	0.1
1473412	Drill Core	0.042	6.5	107	1.85	676	0.523	6.26	2.552	1.04	0.5	7.4	15	0.8	25.0	3.7	0.2	<1	34	8.6	<0.1
1473413	Drill Core	0.026	14.4	149	1.94	1143	0.337	7.31	0.141	1.49	0.7	7.4	27	0.9	15.7	4.1	0.3	<1	24	35.1	<0.1
1473414	Drill Core	0.054	7.4	54	2.65	450	0.378	6.37	0.105	0.73	2.0	6.0	16	0.8	10.7	1.9	0.1	<1	28	36.4	<0.1
1473415	Drill Core	0.043	9.1	8	2.12	292	0.205	6.50	0.064	0.12	6.8	7.7	20	1.1	4.4	2.1	0.1	<1	24	67.8	<0.1
1473416	Drill Core	0.041	8.1	9	3.51	113	0.150	6.15	0.081	0.07	7.7	17.3	17	0.5	6.6	1.6	<0.1	<1	21	63.9	0.3

This report supersedes all previous preliminary and final reports with this file number dated prior to the date on this certificate. Signature indicates final approval; preliminary reports are unsigned and should be used for reference only.

BUREAU VERITAS
MINERAL LABORATORIES
Canada

www.bureauveritas.com/um

Bureau Veritas Commodities Canada Ltd.

9050 Shaughnessy St Vancouver British Columbia V6P 6E5 Canada
PHONE (604) 253-3158

Client: **Goldstrike Resources Ltd.**
1010 - 1130 West Pender St.
Vancouver British Columbia V6E 4A4 Canada

Project: LUC
Report Date: October 18, 2018

CERTIFICATE OF ANALYSIS WHI18000586.1

	Method	MA200	MA200	MA200	MA200	MA200	MA200	MA200	AQ200
	Analyte	Rb	Hf	In	Re	Se	Te	Tl	Hg
	Unit	ppm	ppm	ppm	ppm	ppm	ppm	ppm	ppm
	MDL	0.1	0.1	0.05	0.005	1	0.5	0.5	0.01
1473387	Drill Core	44.8	0.4	0.10	<0.005	<1	0.5	<0.5	0.03
1473388	Drill Core	48.3	0.4	<0.05	<0.005	<1	<0.5	<0.5	0.02
1473389	Drill Core	37.8	0.3	0.13	<0.005	<1	<0.5	<0.5	0.01
1473390	Drill Core	51.1	0.4	0.07	<0.005	<1	0.6	<0.5	<0.01
1473391	Drill Core	58.6	0.2	<0.05	<0.005	<1	<0.5	<0.5	0.01
1473392	Drill Core	40.0	0.4	<0.05	<0.005	<1	0.8	<0.5	<0.01
1473393	Drill Core	39.4	0.3	0.08	<0.005	1	1.1	<0.5	0.03
1473394	Drill Core	48.5	0.4	0.06	<0.005	2	0.5	<0.5	<0.01
1473395	Drill Core	51.2	0.4	<0.05	<0.005	<1	0.7	<0.5	<0.01
1473396	Drill Core	51.9	0.5	<0.05	<0.005	<1	0.5	<0.5	<0.01
1473397	Drill Core	52.8	0.5	0.05	<0.005	<1	0.7	<0.5	0.01
1473398	Drill Core	41.6	0.5	0.09	<0.005	<1	0.7	<0.5	<0.01
1473399	Drill Core	42.2	0.4	<0.05	<0.005	<1	0.8	<0.5	<0.01
1473400	Rock Pulp	22.0	1.0	<0.05	<0.005	<1	<0.5	<0.5	0.02
1473401	Rock Pulp	20.6	0.5	<0.05	<0.005	<1	5.1	16.6	3.98
1473402	Drill Core	57.9	0.6	0.06	<0.005	<1	0.7	<0.5	<0.01
1473403	Drill Core	38.5	0.4	0.12	<0.005	<1	<0.5	<0.5	<0.01
1473404	Drill Core	15.4	0.4	0.05	<0.005	<1	<0.5	<0.5	<0.01
1473405	Drill Core	28.0	0.4	0.07	<0.005	<1	<0.5	<0.5	<0.01
1473406	Drill Core	30.1	0.5	0.06	<0.005	1	<0.5	<0.5	<0.01
1473407	Drill Core	21.8	0.5	0.07	<0.005	<1	<0.5	<0.5	0.03
1473408	Drill Core	14.4	0.3	0.06	<0.005	1	1.1	<0.5	0.09
1473409	Drill Core	11.6	0.4	<0.05	<0.005	1	<0.5	<0.5	0.01
1473410	Drill Core	7.7	1.1	<0.05	<0.005	<1	<0.5	<0.5	0.01
1473411	Drill Core	5.9	0.4	<0.05	<0.005	<1	<0.5	<0.5	0.03
1473412	Drill Core	45.0	0.4	<0.05	<0.005	2	<0.5	<0.5	0.02
1473413	Drill Core	68.9	0.3	0.07	<0.005	<1	<0.5	0.5	0.04
1473414	Drill Core	24.9	0.3	<0.05	<0.005	1	0.7	<0.5	0.10
1473415	Drill Core	3.3	0.2	0.05	0.008	1	1.4	<0.5	0.13
1473416	Drill Core	2.0	0.5	<0.05	<0.005	1	6.2	<0.5	0.18

This report supersedes all previous preliminary and final reports with this file number dated prior to the date on this certificate. Signature indicates final approval; preliminary reports are unsigned and should be used for reference only.

BUREAU VERITAS
MINERAL LABORATORIES
Canada

www.bureauveritas.com/um

Bureau Veritas Commodities Canada Ltd.

9050 Shaughnessy St Vancouver British Columbia V6P 6E5 Canada
PHONE (604) 253-3158

Client: **Goldstrike Resources Ltd.**
1010 - 1130 West Pender St.
Vancouver British Columbia V6E 4A4 Canada

Project: LUC
Report Date: October 18, 2018

CERTIFICATE OF ANALYSIS WHI18000586.1

	Method	WGHT	FA350	MA200	MA200	MA200	MA200	MA200	MA200	MA200	MA200	MA200	MA200	MA200	MA200	MA200	MA200	MA200	MA200	MA200	MA200
	Analyte	Wgt	Au	Mo	Cu	Pb	Zn	Ag	Ni	Co	Mn	Fe	As	U	Th	Sr	Cd	Sb	Bi	V	Ca
	Unit	kg	ppb	ppm	ppm	ppm	ppm	ppm	ppm	ppm	ppm	%	ppm	ppm	ppm	ppm	ppm	ppm	ppm	ppm	%
	MDL	0.01	2	0.1	0.1	0.1	1	0.1	0.1	0.2	1	0.01	1	0.1	0.1	1	0.1	0.1	0.1	1	0.01
1473417	Drill Core	3.34	581	8.3	25.3	36.3	89	1.8	12.3	15.9	1617	4.08	24	1.5	0.9	583	0.8	18.3	0.1	88	9.01
1473418	Drill Core	2.69	45	4.2	5.0	108.2	61	<0.1	10.5	15.7	1118	3.43	85	1.0	1.3	2560	0.5	24.2	<0.1	122	6.31
1473419	Drill Core	5.01	53	2.9	3.1	28.2	79	<0.1	13.2	19.0	1372	4.23	40	0.9	2.4	728	0.7	11.8	<0.1	116	7.68
1473420	Drill Core	4.79	44	3.0	10.2	34.9	53	<0.1	11.5	13.7	784	3.11	61	1.1	5.0	1588	0.3	10.8	<0.1	102	5.00
1473421	Drill Core	4.90	15	1.9	27.0	12.0	67	<0.1	14.2	17.1	888	4.12	25	0.8	4.5	459	0.5	8.4	<0.1	116	4.40
1473422	Drill Core	5.41	3	1.5	19.9	26.5	62	<0.1	13.6	18.9	775	4.37	44	0.8	3.3	909	0.2	61.4	<0.1	157	4.04
1473423	Drill Core	4.99	13	1.7	43.4	14.1	66	<0.1	12.0	18.3	899	4.65	21	0.5	2.9	400	0.2	7.7	<0.1	174	4.23
1473424	Drill Core	4.23	4	1.3	20.7	91.0	75	0.2	18.3	21.3	1142	5.28	34	0.6	1.9	657	0.2	3.1	0.3	192	6.36
1473425	Rock Pulp	0.05	4	3.3	23.1	4.3	42	0.3	21.7	11.9	447	2.58	3	0.9	2.2	237	0.3	0.7	<0.1	84	1.81
1473426	Rock Pulp	0.05	999	13.3	9807.3	20.5	113	3.1	607.6	20.9	883	8.54	5	0.3	1.4	125	0.4	14.0	0.7	102	2.15
1473427	Drill Core	3.77	3	1.1	25.8	62.1	68	0.2	14.8	19.2	980	4.30	25	0.7	2.0	401	0.3	3.1	0.2	150	7.11
1473428	Drill Core	5.20	5	0.6	13.4	34.7	69	0.1	12.9	18.2	807	3.80	42	0.3	1.4	583	0.2	2.7	<0.1	103	8.78
1473429	Drill Core	6.44	6	1.1	21.7	33.9	64	0.2	10.1	17.9	803	3.66	36	1.1	2.6	709	0.2	3.5	<0.1	126	7.12
1473430	Drill Core	5.72	9	2.1	32.7	35.0	60	0.1	9.2	17.3	860	3.91	42	1.0	3.0	863	0.2	3.4	<0.1	136	5.70
1473431	Drill Core	4.40	4	2.1	20.8	23.3	66	<0.1	2.8	18.1	960	4.87	11	0.8	5.4	467	0.1	0.7	<0.1	87	3.14
1473432	Drill Core	6.23	9	1.1	89.5	29.5	56	0.2	9.5	18.9	1053	5.15	11	0.6	3.6	315	0.3	1.2	0.2	128	3.84
1473433	Drill Core	4.04	6	1.8	39.5	21.6	56	0.2	14.9	17.2	1248	4.94	11	0.4	2.0	223	0.6	1.5	0.2	135	4.87
1473434	Drill Core	5.32	5	0.9	18.7	95.4	53	0.2	14.7	19.1	956	4.36	21	0.5	4.5	435	0.3	1.0	0.5	147	5.15
1473435	Drill Core	4.83	21	1.4	23.5	43.0	49	0.2	19.5	19.6	1356	5.13	24	0.3	0.8	437	0.7	1.4	0.3	165	6.33
1473436	Drill Core	4.84	32	0.8	29.1	20.2	47	0.2	15.1	21.2	1272	4.14	18	0.4	2.4	295	1.1	1.3	0.2	125	6.56
1473437	Drill Core	5.01	8	0.9	23.8	10.5	30	<0.1	10.4	11.3	991	3.10	14	0.4	5.7	190	0.5	1.0	<0.1	84	4.20
1473438	Drill Core	5.15	7	1.0	15.8	12.9	30	0.3	7.8	10.6	836	3.07	17	0.4	5.8	196	0.5	1.4	<0.1	98	4.22
1473439	Drill Core	5.89	5	1.0	9.7	13.4	23	<0.1	6.1	7.8	630	2.53	23	0.3	6.9	204	0.4	1.5	<0.1	76	3.05
1473440	Drill Core	3.51	7	1.0	25.1	42.7	57	<0.1	9.4	16.5	1090	4.69	32	0.4	1.7	574	0.2	1.5	0.2	156	4.91
1473441	Drill Core	2.97	6	1.2	41.4	35.4	53	<0.1	7.6	18.5	1105	4.91	32	0.4	1.1	894	0.3	1.6	0.1	170	4.76
1473442	Drill Core	3.26	23	0.9	14.3	23.8	50	1.0	13.2	23.7	1452	5.10	131	0.5	1.9	500	0.4	2.2	<0.1	156	7.30
1473443	Drill Core	5.24	7	1.7	37.4	24.0	53	0.9	14.5	15.8	664	3.32	39	1.0	3.5	516	0.2	2.7	<0.1	122	3.91
1473444	Drill Core	3.23	7	1.3	27.7	24.1	59	<0.1	19.4	12.1	294	2.23	30	6.5	16.0	257	0.2	1.2	0.5	99	0.33
1473445	Drill Core	4.32	4	1.0	20.1	31.4	78	<0.1	15.3	10.4	344	2.37	20	5.8	19.7	247	0.2	1.0	0.5	74	0.64
1473446	Drill Core	4.84	3	1.7	17.9	24.9	68	<0.1	13.2	8.7	409	2.07	21	7.0	16.7	235	0.2	0.9	0.8	64	1.43

This report supersedes all previous preliminary and final reports with this file number dated prior to the date on this certificate. Signature indicates final approval; preliminary reports are unsigned and should be used for reference only.

BUREAU VERITAS
MINERAL LABORATORIES
Canada

www.bureauveritas.com/um

Bureau Veritas Commodities Canada Ltd.

9050 Shaughnessy St Vancouver British Columbia V6P 6E5 Canada
PHONE (604) 253-3158

Client: **Goldstrike Resources Ltd.**
1010 - 1130 West Pender St.
Vancouver British Columbia V6E 4A4 Canada

Project: LUC
Report Date: October 18, 2018

CERTIFICATE OF ANALYSIS WHI18000586.1

	Method	MA200	MA200	MA200	MA200	MA200	MA200	MA200	MA200	MA200	MA200	MA200	MA200	MA200	MA200	MA200	MA200	MA200	MA200	MA200	MA200
	Analyte	P	La	Cr	Mg	Ba	Ti	Al	Na	K	W	Zr	Ce	Sn	Y	Nb	Ta	Be	Sc	Li	S
	Unit	%	ppm	ppm	%	ppm	%	%	%	%	ppm	ppm	ppm	ppm	ppm	ppm	ppm	ppm	ppm	ppm	%
	MDL	0.001	0.1	1	0.01	1	0.001	0.01	0.001	0.01	0.1	0.1	1	0.1	0.1	0.1	0.1	1	1	0.1	0.1
1473417	Drill Core	0.027	5.1	8	3.67	418	0.105	4.04	0.056	0.11	4.3	8.9	10	0.4	8.8	0.7	<0.1	<1	17	50.9	0.2
1473418	Drill Core	0.120	7.2	14	2.57	212	0.140	4.48	0.045	0.60	5.4	6.5	15	0.5	7.6	0.9	<0.1	<1	18	57.0	<0.1
1473419	Drill Core	0.032	10.0	15	3.16	266	0.125	5.17	0.055	0.38	4.3	7.5	21	0.5	8.0	1.0	<0.1	<1	20	52.8	<0.1
1473420	Drill Core	0.083	19.0	25	1.99	342	0.196	5.23	0.041	0.58	4.2	7.7	37	1.1	10.3	2.5	0.1	<1	13	55.6	<0.1
1473421	Drill Core	0.036	15.5	24	1.67	921	0.281	6.56	0.070	0.62	2.8	9.0	31	1.3	12.6	3.5	0.2	<1	18	54.6	<0.1
1473422	Drill Core	0.071	12.3	22	1.40	206	0.391	6.43	0.328	0.93	21.3	7.9	25	1.4	15.2	5.0	0.3	<1	19	50.5	<0.1
1473423	Drill Core	0.042	8.8	26	1.54	138	0.267	6.82	0.505	0.97	1.6	5.8	19	0.7	10.0	2.7	0.2	<1	23	47.1	<0.1
1473424	Drill Core	0.053	8.6	38	2.36	290	0.407	6.45	0.091	0.54	1.6	8.3	19	1.6	15.4	5.2	0.2	<1	24	52.7	<0.1
1473425	Rock Pulp	0.053	9.7	34	0.84	475	0.296	5.39	2.128	0.78	29.1	36.6	19	0.8	13.5	3.5	0.3	<1	11	12.3	<0.1
1473426	Rock Pulp	0.060	4.0	691	1.13	75	0.139	5.02	0.218	3.02	2.7	12.9	7	1.6	5.7	4.6	0.2	<1	7	8.3	1.2
1473427	Drill Core	0.026	9.3	42	3.08	450	0.306	5.10	0.056	0.40	0.6	9.9	17	0.7	15.5	3.8	0.2	<1	18	43.5	<0.1
1473428	Drill Core	0.027	6.1	10	4.31	144	0.135	4.69	0.036	0.47	0.8	4.8	11	0.5	9.3	1.1	<0.1	<1	10	36.2	<0.1
1473429	Drill Core	0.040	11.0	8	3.09	216	0.201	5.21	0.039	0.60	1.3	4.7	21	0.6	16.2	2.0	0.1	1	15	38.6	<0.1
1473430	Drill Core	0.052	12.5	29	2.36	231	0.285	7.15	0.063	1.24	1.8	4.8	24	2.1	15.2	3.1	0.2	<1	22	44.5	<0.1
1473431	Drill Core	0.066	15.4	5	1.15	171	0.334	7.00	2.000	0.73	1.5	5.9	31	1.4	13.8	5.9	0.3	1	19	30.6	<0.1
1473432	Drill Core	0.065	11.9	23	1.59	144	0.243	7.36	2.591	0.59	2.9	8.1	23	1.5	10.8	3.6	0.2	<1	22	30.2	0.1
1473433	Drill Core	0.059	10.8	24	2.20	74	0.215	7.78	2.474	0.29	2.0	7.2	22	1.1	10.4	2.2	0.1	<1	20	36.5	<0.1
1473434	Drill Core	0.046	14.7	44	2.23	198	0.231	6.47	0.454	0.48	1.3	7.9	29	0.9	10.5	3.5	0.2	<1	19	45.6	<0.1
1473435	Drill Core	0.043	6.2	60	2.87	200	0.183	5.77	0.048	0.20	1.4	18.6	14	0.8	10.6	0.9	<0.1	<1	22	53.5	<0.1
1473436	Drill Core	0.039	10.6	40	2.87	126	0.120	6.07	0.115	0.07	1.8	11.6	20	0.8	7.7	1.2	<0.1	<1	18	51.8	<0.1
1473437	Drill Core	0.036	13.7	18	1.76	78	0.108	6.77	0.073	0.07	2.9	11.5	26	0.9	7.9	1.5	<0.1	<1	14	62.8	<0.1
1473438	Drill Core	0.032	11.8	9	1.70	264	0.120	6.81	0.099	0.21	5.4	8.9	22	0.7	6.6	1.4	<0.1	<1	11	59.8	<0.1
1473439	Drill Core	0.032	14.3	7	1.29	75	0.095	6.45	0.032	0.16	3.0	9.6	25	0.7	5.2	1.2	<0.1	<1	9	64.8	<0.1
1473440	Drill Core	0.046	8.9	9	1.90	222	0.170	6.90	0.042	0.23	4.0	8.5	18	1.2	5.6	1.7	<0.1	<1	21	67.6	0.1
1473441	Drill Core	0.049	6.9	11	1.84	289	0.226	6.72	0.038	0.45	4.1	6.3	15	1.0	11.7	1.3	<0.1	<1	22	54.8	0.4
1473442	Drill Core	0.031	7.6	23	2.40	39	0.141	5.63	0.059	0.49	4.8	13.3	16	1.0	7.8	1.4	<0.1	<1	18	40.7	2.5
1473443	Drill Core	0.037	11.6	26	1.44	210	0.262	6.87	0.071	1.28	3.5	8.5	23	2.4	9.8	2.9	0.2	1	13	48.2	0.5
1473444	Drill Core	0.028	26.5	49	0.51	3230	0.406	9.62	0.150	1.69	2.2	65.2	52	3.3	18.5	13.4	1.0	3	12	55.3	0.1
1473445	Drill Core	0.021	35.8	47	0.56	1862	0.357	9.54	0.271	1.36	2.3	84.3	68	3.3	21.1	13.8	1.1	3	12	60.3	<0.1
1473446	Drill Core	0.016	31.0	31	0.69	3370	0.300	8.13	0.353	1.77	1.8	53.9	57	2.7	19.0	11.5	0.8	2	11	30.3	<0.1

This report supersedes all previous preliminary and final reports with this file number dated prior to the date on this certificate. Signature indicates final approval; preliminary reports are unsigned and should be used for reference only.

BUREAU VERITAS
MINERAL LABORATORIES
Canada

www.bureauveritas.com/um

Bureau Veritas Commodities Canada Ltd.

9050 Shaughnessy St Vancouver British Columbia V6P 6E5 Canada
PHONE (604) 253-3158

Client: **Goldstrike Resources Ltd.**
1010 - 1130 West Pender St.
Vancouver British Columbia V6E 4A4 Canada

Project: LUC
Report Date: October 18, 2018

CERTIFICATE OF ANALYSIS WHI18000586.1

	Method	MA200	MA200	MA200	MA200	MA200	MA200	MA200	AQ200
	Analyte	Rb	Hf	In	Re	Se	Te	Tl	Hg
	Unit	ppm	ppm	ppm	ppm	ppm	ppm	ppm	ppm
	MDL	0.1	0.1	0.05	0.005	1	0.5	0.5	0.01
1473417	Drill Core	3.1	0.3	<0.05	<0.005	<1	3.1	<0.5	0.18
1473418	Drill Core	18.7	0.2	<0.05	<0.005	<1	1.7	<0.5	0.07
1473419	Drill Core	9.9	0.2	<0.05	<0.005	<1	1.2	<0.5	0.11
1473420	Drill Core	17.7	0.3	<0.05	<0.005	<1	0.6	<0.5	0.05
1473421	Drill Core	20.7	0.3	<0.05	<0.005	<1	0.8	<0.5	0.03
1473422	Drill Core	26.9	0.4	<0.05	<0.005	<1	<0.5	<0.5	0.01
1473423	Drill Core	29.0	0.4	<0.05	<0.005	<1	<0.5	<0.5	0.07
1473424	Drill Core	18.2	0.3	0.06	<0.005	<1	0.6	<0.5	0.36
1473425	Rock Pulp	24.1	1.3	0.05	<0.005	<1	<0.5	<0.5	0.01
1473426	Rock Pulp	60.3	0.4	0.15	0.010	10	0.5	<0.5	1.36
1473427	Drill Core	15.3	0.5	0.05	<0.005	<1	1.8	<0.5	0.07
1473428	Drill Core	19.2	0.2	<0.05	<0.005	2	3.0	<0.5	0.02
1473429	Drill Core	20.7	0.3	<0.05	<0.005	<1	2.3	<0.5	0.03
1473430	Drill Core	35.4	0.3	0.08	<0.005	1	1.1	<0.5	0.05
1473431	Drill Core	18.7	0.2	0.07	<0.005	<1	<0.5	<0.5	0.03
1473432	Drill Core	16.6	0.3	0.08	<0.005	<1	0.7	<0.5	0.12
1473433	Drill Core	7.9	0.3	0.06	<0.005	<1	<0.5	<0.5	0.19
1473434	Drill Core	13.5	0.4	<0.05	<0.005	<1	0.9	<0.5	0.20
1473435	Drill Core	5.7	0.4	0.06	<0.005	1	0.7	<0.5	0.25
1473436	Drill Core	2.4	0.4	0.06	<0.005	<1	1.2	<0.5	0.26
1473437	Drill Core	2.7	0.5	<0.05	<0.005	<1	<0.5	<0.5	0.06
1473438	Drill Core	5.8	0.3	<0.05	<0.005	<1	<0.5	<0.5	0.06
1473439	Drill Core	4.5	0.4	<0.05	<0.005	<1	<0.5	<0.5	0.06
1473440	Drill Core	6.8	0.4	<0.05	<0.005	<1	0.7	<0.5	0.28
1473441	Drill Core	13.6	0.3	0.06	<0.005	<1	0.6	<0.5	0.17
1473442	Drill Core	16.6	0.5	0.07	<0.005	<1	1.1	1.2	0.39
1473443	Drill Core	51.5	0.4	<0.05	<0.005	<1	0.7	<0.5	0.12
1473444	Drill Core	70.7	2.1	0.06	<0.005	2	<0.5	0.7	0.10
1473445	Drill Core	70.7	3.0	0.05	<0.005	<1	<0.5	0.5	0.21
1473446	Drill Core	85.9	2.0	<0.05	<0.005	<1	<0.5	0.7	0.10

This report supersedes all previous preliminary and final reports with this file number dated prior to the date on this certificate. Signature indicates final approval; preliminary reports are unsigned and should be used for reference only.

BUREAU VERITAS
MINERAL LABORATORIES
Canada

www.bureauveritas.com/um

Bureau Veritas Commodities Canada Ltd.

9050 Shaughnessy St Vancouver British Columbia V6P 6E5 Canada
PHONE (604) 253-3158

Client: **Goldstrike Resources Ltd.**
1010 - 1130 West Pender St.
Vancouver British Columbia V6E 4A4 Canada

Project: LUC
Report Date: October 18, 2018

CERTIFICATE OF ANALYSIS WHI18000586.1

	Method	WGHT	FA350	MA200	MA200	MA200	MA200	MA200	MA200	MA200	MA200	MA200	MA200	MA200	MA200	MA200	MA200	MA200	MA200	MA200	MA200
	Analyte	Wgt	Au	Mo	Cu	Pb	Zn	Ag	Ni	Co	Mn	Fe	As	U	Th	Sr	Cd	Sb	Bi	V	Ca
	Unit	kg	ppb	ppm	ppm	ppm	ppm	ppm	ppm	ppm	ppm	%	ppm	ppm	ppm	ppm	ppm	ppm	ppm	ppm	%
	MDL	0.01	2	0.1	0.1	0.1	1	0.1	0.1	0.2	1	0.01	1	0.1	0.1	1	0.1	0.1	0.1	1	0.01
1473447	Drill Core	4.21	4	0.5	15.1	18.7	55	<0.1	14.5	8.2	305	2.03	14	3.0	11.1	183	0.2	0.6	0.2	48	1.09
1473448	Drill Core	4.83	3	0.5	19.6	17.7	36	<0.1	14.2	6.8	283	1.56	12	2.7	9.5	164	0.1	0.5	0.2	42	1.27
1473449	Drill Core	4.89	4	0.6	14.9	20.0	52	0.6	13.8	7.8	312	1.87	16	3.5	12.8	178	0.2	0.7	0.2	53	0.87
1473450	Rock Pulp	0.05	5	2.9	24.3	4.3	45	0.5	22.6	12.4	485	2.59	4	0.9	2.1	233	0.3	0.9	<0.1	85	1.83
1473451	Rock Pulp	0.05	219	180.1	1882.2	44.3	269	0.6	36.3	15.0	802	4.35	15	0.8	2.2	276	1.3	1.8	0.4	120	2.63
1473452	Drill Core	4.43	3	0.7	18.2	23.6	66	<0.1	17.9	10.6	446	2.52	21	4.6	15.1	212	0.2	0.7	0.4	74	1.20
1473453	Drill Core	4.17	<2	0.6	18.9	19.5	70	<0.1	17.7	10.8	451	2.78	12	3.6	12.7	177	0.2	0.7	0.3	73	1.19
1473454	Drill Core	4.63	6	0.8	26.4	23.1	88	<0.1	21.2	12.6	422	2.96	12	5.1	16.8	161	0.4	0.7	0.4	96	0.77
1473455	Drill Core	3.70	4	0.6	25.0	22.7	73	0.2	20.8	11.7	399	2.95	4	4.2	14.0	141	0.2	0.4	0.3	67	0.45
1473456	Drill Core	3.98	2	0.2	33.6	26.9	91	0.2	28.1	15.0	948	5.14	2	5.7	18.1	124	0.3	0.3	0.6	103	0.32
1473457	Drill Core	4.57	3	0.5	30.1	26.9	97	<0.1	25.0	12.8	779	3.61	5	5.2	18.2	137	0.2	0.5	0.5	94	0.45
1473458	Drill Core	4.53	2	0.2	27.6	22.7	76	0.1	21.3	10.6	626	3.87	2	4.5	16.2	135	0.1	0.2	0.3	85	0.59
1473459	Drill Core	5.80	4	0.6	36.3	30.9	130	<0.1	31.3	19.9	361	2.96	6	6.0	17.7	125	0.4	0.6	0.5	111	0.26

This report supersedes all previous preliminary and final reports with this file number dated prior to the date on this certificate. Signature indicates final approval; preliminary reports are unsigned and should be used for reference only.

BUREAU VERITAS
MINERAL LABORATORIES
Canada

www.bureauveritas.com/um

Bureau Veritas Commodities Canada Ltd.

9050 Shaughnessy St Vancouver British Columbia V6P 6E5 Canada
PHONE (604) 253-3158

Client: **Goldstrike Resources Ltd.**
1010 - 1130 West Pender St.
Vancouver British Columbia V6E 4A4 Canada

Project: LUC
Report Date: October 18, 2018

CERTIFICATE OF ANALYSIS WHI18000586.1

	Method	MA200	MA200	MA200	MA200	MA200	MA200	MA200	MA200	MA200	MA200	MA200	MA200	MA200	MA200	MA200	MA200	MA200	MA200	MA200	MA200
	Analyte	P	La	Cr	Mg	Ba	Ti	Al	Na	K	W	Zr	Ce	Sn	Y	Nb	Ta	Be	Sc	Li	S
	Unit	%	ppm	ppm	%	ppm	%	%	%	%	ppm	ppm	ppm	ppm	ppm	ppm	ppm	ppm	ppm	ppm	%
	MDL	0.001	0.1	1	0.01	1	0.001	0.01	0.001	0.01	0.1	0.1	1	0.1	0.1	0.1	0.1	1	1	0.1	0.1
1473447	Drill Core	0.013	24.7	28	0.56	1005	0.203	6.48	0.697	1.98	1.6	26.5	47	2.3	15.1	8.6	0.6	2	8	19.4	0.2
1473448	Drill Core	0.009	22.1	27	0.46	874	0.180	5.56	0.716	1.86	1.6	21.4	40	3.0	16.0	7.3	0.5	1	8	15.4	0.2
1473449	Drill Core	0.013	28.1	28	0.56	1665	0.232	6.62	0.579	2.34	4.1	32.4	52	2.5	17.1	8.9	0.6	2	9	17.9	0.2
1473450	Rock Pulp	0.050	9.4	37	0.84	475	0.296	5.44	2.148	0.82	27.6	38.2	18	0.8	13.0	3.5	0.2	<1	11	12.6	<0.1
1473451	Rock Pulp	0.053	10.3	61	1.39	580	0.391	6.67	2.340	0.90	8.7	32.2	20	1.8	14.6	4.4	0.3	1	15	16.3	0.3
1473452	Drill Core	0.020	31.2	38	0.85	1600	0.349	8.51	0.653	2.73	2.2	51.7	63	3.4	22.3	12.9	1.0	2	11	30.7	<0.1
1473453	Drill Core	0.024	30.8	39	0.74	829	0.330	8.10	0.842	2.10	2.3	35.8	55	3.4	19.4	10.9	0.8	2	12	29.6	<0.1
1473454	Drill Core	0.022	34.1	53	0.81	602	0.402	9.06	0.834	2.43	2.6	49.8	66	3.6	22.3	14.3	1.0	3	14	36.4	<0.1
1473455	Drill Core	0.023	33.8	48	0.68	966	0.319	7.41	0.908	2.43	2.5	30.6	60	3.7	18.5	11.5	0.8	2	12	31.2	<0.1
1473456	Drill Core	0.080	35.8	82	1.07	902	0.415	9.89	0.684	3.08	4.1	37.1	71	4.2	22.2	16.0	1.1	3	15	44.1	<0.1
1473457	Drill Core	0.025	36.7	62	0.84	940	0.400	9.06	0.647	2.50	2.9	40.6	76	3.8	21.6	14.4	1.0	2	16	45.2	<0.1
1473458	Drill Core	0.024	36.7	55	0.93	1692	0.335	8.36	0.895	2.51	2.8	31.3	69	3.8	17.9	13.0	0.9	2	14	35.2	<0.1
1473459	Drill Core	0.024	29.8	57	0.84	617	0.487	10.49	0.563	2.77	3.4	51.7	65	4.7	17.9	17.0	1.1	3	17	46.2	<0.1

This report supersedes all previous preliminary and final reports with this file number dated prior to the date on this certificate. Signature indicates final approval; preliminary reports are unsigned and should be used for reference only.

BUREAU VERITAS
MINERAL LABORATORIES
Canada

www.bureauveritas.com/um

Bureau Veritas Commodities Canada Ltd.

9050 Shaughnessy St Vancouver British Columbia V6P 6E5 Canada
PHONE (604) 253-3158

Client: **Goldstrike Resources Ltd.**
1010 - 1130 West Pender St.
Vancouver British Columbia V6E 4A4 Canada

Project: LUC
Report Date: October 18, 2018

CERTIFICATE OF ANALYSIS WHI18000586.1

	Method	MA200	MA200	MA200	MA200	MA200	MA200	MA200	AQ200
	Analyte	Rb	Hf	In	Re	Se	Te	Tl	Hg
	Unit	ppm	ppm	ppm	ppm	ppm	ppm	ppm	ppm
	MDL	0.1	0.1	0.05	0.005	1	0.5	0.5	0.01
1473447	Drill Core	77.9	0.9	<0.05	<0.005	<1	<0.5	0.7	0.08
1473448	Drill Core	75.8	0.8	<0.05	<0.005	<1	<0.5	0.7	0.08
1473449	Drill Core	88.9	1.2	<0.05	<0.005	<1	<0.5	0.8	0.08
1473450	Rock Pulp	24.1	1.1	<0.05	0.006	<1	<0.5	<0.5	0.01
1473451	Rock Pulp	22.7	1.0	0.12	0.080	<1	<0.5	<0.5	0.08
1473452	Drill Core	109.0	1.7	0.09	<0.005	<1	<0.5	0.9	0.07
1473453	Drill Core	82.9	1.2	0.06	<0.005	<1	<0.5	0.6	0.09
1473454	Drill Core	110.1	1.6	0.06	<0.005	<1	<0.5	0.9	0.09
1473455	Drill Core	105.6	1.0	0.09	<0.005	<1	<0.5	0.7	0.05
1473456	Drill Core	148.3	1.2	0.07	<0.005	1	<0.5	1.2	0.21
1473457	Drill Core	121.0	1.3	0.08	<0.005	<1	<0.5	1.0	0.15
1473458	Drill Core	107.9	1.0	0.09	<0.005	<1	<0.5	0.8	0.16
1473459	Drill Core	124.5	1.5	0.09	<0.005	<1	<0.5	1.1	0.18

This report supersedes all previous preliminary and final reports with this file number dated prior to the date on this certificate. Signature indicates final approval; preliminary reports are unsigned and should be used for reference only.

BUREAU VERITAS
MINERAL LABORATORIES
Canada

www.bureauveritas.com/um

Bureau Veritas Commodities Canada Ltd.
9050 Shaughnessy St Vancouver British Columbia V6P 6E5 Canada
PHONE (604) 253-3158

Client: **Goldstrike Resources Ltd.**
1010 - 1130 West Pender St.
Vancouver British Columbia V6E 4A4 Canada

Project: LUC
Report Date: October 18, 2018

QUALITY CONTROL REPORT WHI18000586.1

	Method	WGHT	FA350	MA200	MA200	MA200	MA200	MA200	MA200	MA200	MA200	MA200	MA200	MA200	MA200	MA200	MA200	MA200	MA200	MA200	MA200
	Analyte	Wgt	Au	Mo	Cu	Pb	Zn	Ag	Ni	Co	Mn	Fe	As	U	Th	Sr	Cd	Sb	Bi	V	Ca
	Unit	kg	ppb	ppm	ppm	ppm	ppm	ppm	ppm	ppm	ppm	%	ppm	ppm	ppm	ppm	ppm	ppm	ppm	ppm	%
	MDL	0.01	2	0.1	0.1	0.1	1	0.1	0.1	0.2	1	0.01	1	0.1	0.1	1	0.1	0.1	0.1	1	0.01
Pulp Duplicates																					
1473359	Drill Core	4.53	<2	0.7	1.2	13.0	84	0.2	47.8	29.4	1117	5.92	6	0.9	2.1	241	0.1	0.4	<0.1	206	3.98
REP 1473359	QC																				
REP 1473363	QC			0.9	14.2	25.6	67	0.3	16.2	19.7	1446	4.76	7	0.9	3.1	124	0.8	2.0	<0.1	145	5.30
1473366	Drill Core	5.22	2	1.7	58.2	16.2	64	0.1	21.6	33.2	1464	6.67	6	0.7	1.6	238	<0.1	0.8	<0.1	235	5.46
REP 1473366	QC		3																		
1473393	Drill Core	5.20	36	2.9	52.6	6.7	54	0.1	14.9	20.3	1380	5.73	5	0.7	1.7	223	0.3	0.3	<0.1	169	5.57
REP 1473393	QC																				
1473400	Rock Pulp	0.06	7	3.4	23.3	4.1	44	0.4	20.5	11.5	507	2.56	6	0.7	1.8	246	0.2	0.7	<0.1	84	1.83
REP 1473400	QC		6																		
1473428	Drill Core	5.20	5	0.6	13.4	34.7	69	0.1	12.9	18.2	807	3.80	42	0.3	1.4	583	0.2	2.7	<0.1	103	8.78
REP 1473428	QC																				
1473432	Drill Core	6.23	9	1.1	89.5	29.5	56	0.2	9.5	18.9	1053	5.15	11	0.6	3.6	315	0.3	1.2	0.2	128	3.84
REP 1473432	QC			1.0	81.5	27.2	57	0.2	9.7	17.6	1000	4.90	10	0.5	3.4	295	0.3	1.1	0.2	118	3.70
1473434	Drill Core	5.32	5	0.9	18.7	95.4	53	0.2	14.7	19.1	956	4.36	21	0.5	4.5	435	0.3	1.0	0.5	147	5.15
REP 1473434	QC		5																		
1473456	Drill Core	3.98	2	0.2	33.6	26.9	91	0.2	28.1	15.0	948	5.14	2	5.7	18.1	124	0.3	0.3	0.6	103	0.32
REP 1473456	QC		3																		
Core Reject Duplicates																					
1473363	Drill Core	4.36	32	0.9	14.5	25.3	69	0.3	16.2	18.8	1361	4.63	8	0.9	2.9	132	0.7	2.3	<0.1	138	5.20
DUP 1473363	QC		33	0.9	14.4	25.4	69	0.3	16.7	18.9	1442	4.77	7	0.9	3.0	123	0.5	2.1	<0.1	142	5.47
1473397	Drill Core	4.05	3	6.1	42.4	158.9	87	0.3	42.6	30.1	1537	6.07	9	0.9	1.0	197	0.4	0.7	0.8	245	5.44
DUP 1473397	QC		3	5.4	41.0	164.3	86	0.4	41.6	28.6	1528	5.94	8	1.0	0.9	195	0.3	0.6	0.9	238	5.26
1473431	Drill Core	4.40	4	2.1	20.8	23.3	66	<0.1	2.8	18.1	960	4.87	11	0.8	5.4	467	0.1	0.7	<0.1	87	3.14
DUP 1473431	QC		5	2.1	22.4	23.0	64	<0.1	2.8	16.9	926	4.89	12	0.7	5.2	442	0.1	0.8	<0.1	89	3.13
Reference Materials																					
STD DS11	Standard																				
STD DS11	Standard																				
STD DS11	Standard																				

This report supersedes all previous preliminary and final reports with this file number dated prior to the date on this certificate. Signature indicates final approval; preliminary reports are unsigned and should be used for reference only.

BUREAU VERITAS
MINERAL LABORATORIES
Canada

www.bureauveritas.com/um

Bureau Veritas Commodities Canada Ltd.
9050 Shaughnessy St Vancouver British Columbia V6P 6E5 Canada
PHONE (604) 253-3158

Client: **Goldstrike Resources Ltd.**
1010 - 1130 West Pender St.
Vancouver British Columbia V6E 4A4 Canada

Project: LUC
Report Date: October 18, 2018

QUALITY CONTROL REPORT WHI18000586.1

	Method	MA200	MA200	MA200	MA200	MA200	MA200	MA200	MA200	MA200	MA200	MA200	MA200	MA200	MA200	MA200	MA200	MA200	MA200	MA200	MA200
	Analyte	P	La	Cr	Mg	Ba	Ti	Al	Na	K	W	Zr	Ce	Sn	Y	Nb	Ta	Be	Sc	Li	S
	Unit	%	ppm	ppm	%	ppm	%	%	%	%	ppm	ppm	ppm	ppm	ppm	ppm	ppm	ppm	ppm	ppm	%
	MDL	0.001	0.1	1	0.01	1	0.001	0.01	0.001	0.01	0.1	0.1	1	0.1	0.1	0.1	0.1	1	1	0.1	0.1
Pulp Duplicates																					
1473359	Drill Core	0.039	8.6	232	1.09	386	0.391	7.84	3.289	1.23	0.7	6.8	18	1.4	17.4	3.6	0.2	2	34	10.5	<0.1
REP 1473359	QC																				
REP 1473363	QC	0.070	11.1	33	0.97	283	0.303	6.88	1.610	0.58	1.3	6.7	24	0.8	14.7	3.8	0.3	<1	17	19.2	<0.1
1473366	Drill Core	0.062	9.1	35	1.78	762	0.466	7.13	3.252	1.17	0.5	5.9	19	2.0	19.8	1.4	<0.1	2	26	8.2	<0.1
REP 1473366	QC																				
1473393	Drill Core	0.068	10.1	21	1.55	550	0.455	7.54	3.895	1.20	3.4	7.3	20	0.5	21.8	5.5	0.3	1	31	10.4	<0.1
REP 1473393	QC																				
1473400	Rock Pulp	0.053	8.2	30	0.82	479	0.274	5.24	2.179	0.86	25.8	34.6	16	0.7	12.3	3.0	0.2	<1	11	12.8	<0.1
REP 1473400	QC																				
1473428	Drill Core	0.027	6.1	10	4.31	144	0.135	4.69	0.036	0.47	0.8	4.8	11	0.5	9.3	1.1	<0.1	<1	10	36.2	<0.1
REP 1473428	QC																				
1473432	Drill Core	0.065	11.9	23	1.59	144	0.243	7.36	2.591	0.59	2.9	8.1	23	1.5	10.8	3.6	0.2	<1	22	30.2	0.1
REP 1473432	QC	0.063	11.8	21	1.52	135	0.212	7.06	2.470	0.59	2.5	7.9	23	1.4	10.2	3.1	0.2	<1	20	25.6	0.1
1473434	Drill Core	0.046	14.7	44	2.23	198	0.231	6.47	0.454	0.48	1.3	7.9	29	0.9	10.5	3.5	0.2	<1	19	45.6	<0.1
REP 1473434	QC																				
1473456	Drill Core	0.080	35.8	82	1.07	902	0.415	9.89	0.684	3.08	4.1	37.1	71	4.2	22.2	16.0	1.1	3	15	44.1	<0.1
REP 1473456	QC																				
Core Reject Duplicates																					
1473363	Drill Core	0.065	11.9	39	0.93	286	0.315	6.74	1.637	0.62	1.5	7.3	24	0.7	14.5	4.2	0.3	<1	16	17.8	<0.1
DUP 1473363	QC	0.064	11.2	33	0.97	285	0.291	6.84	1.617	0.63	1.3	7.0	23	0.7	14.5	3.7	0.3	<1	17	18.9	<0.1
1473397	Drill Core	0.039	7.2	109	1.82	700	0.522	6.53	2.465	1.08	0.4	10.0	17	0.8	23.9	4.0	0.2	<1	34	8.5	<0.1
DUP 1473397	QC	0.037	6.7	105	1.79	735	0.501	6.31	2.452	1.05	0.4	8.4	17	1.0	23.1	3.9	0.2	<1	33	8.0	<0.1
1473431	Drill Core	0.066	15.4	5	1.15	171	0.334	7.00	2.000	0.73	1.5	5.9	31	1.4	13.8	5.9	0.3	1	19	30.6	<0.1
DUP 1473431	QC	0.067	15.3	4	1.14	161	0.329	7.03	2.030	0.68	1.7	5.9	31	1.3	14.3	5.7	0.3	<1	20	30.1	<0.1
Reference Materials																					
STD DS11	Standard																				
STD DS11	Standard																				
STD DS11	Standard																				

This report supersedes all previous preliminary and final reports with this file number dated prior to the date on this certificate. Signature indicates final approval; preliminary reports are unsigned and should be used for reference only.

BUREAU VERITAS
MINERAL LABORATORIES
Canada

www.bureauveritas.com/um

Bureau Veritas Commodities Canada Ltd.
9050 Shaughnessy St Vancouver British Columbia V6P 6E5 Canada
PHONE (604) 253-3158

Client: **Goldstrike Resources Ltd.**
1010 - 1130 West Pender St.
Vancouver British Columbia V6E 4A4 Canada

Project: LUC
Report Date: October 18, 2018

QUALITY CONTROL REPORT WHI18000586.1

	Method	MA200	MA200	MA200	MA200	MA200	MA200	MA200	AQ200
	Analyte	Rb	Hf	In	Re	Se	Te	Tl	Hg
	Unit	ppm	ppm	ppm	ppm	ppm	ppm	ppm	ppm
	MDL	0.1	0.1	0.05	0.005	1	0.5	0.5	0.01
Pulp Duplicates									
1473359	Drill Core	50.6	0.3	<0.05	<0.005	<1	<0.5	<0.5	<0.01
REP 1473359	QC								<0.01
REP 1473363	QC	24.1	0.3	<0.05	<0.005	<1	1.3	<0.5	
1473366	Drill Core	49.8	0.4	0.10	<0.005	<1	0.7	<0.5	0.01
REP 1473366	QC								
1473393	Drill Core	39.4	0.3	0.08	<0.005	1	1.1	<0.5	0.03
REP 1473393	QC								0.03
1473400	Rock Pulp	22.0	1.0	<0.05	<0.005	<1	<0.5	<0.5	0.02
REP 1473400	QC								
1473428	Drill Core	19.2	0.2	<0.05	<0.005	2	3.0	<0.5	0.02
REP 1473428	QC								0.02
1473432	Drill Core	16.6	0.3	0.08	<0.005	<1	0.7	<0.5	0.12
REP 1473432	QC	16.3	0.3	0.07	<0.005	<1	<0.5	<0.5	
1473434	Drill Core	13.5	0.4	<0.05	<0.005	<1	0.9	<0.5	0.20
REP 1473434	QC								
1473456	Drill Core	148.3	1.2	0.07	<0.005	1	<0.5	1.2	0.21
REP 1473456	QC								
Core Reject Duplicates									
1473363	Drill Core	23.8	0.3	0.05	<0.005	<1	<0.5	<0.5	0.38
DUP 1473363	QC	23.1	0.3	<0.05	<0.005	<1	0.7	<0.5	0.41
1473397	Drill Core	52.8	0.5	0.05	<0.005	<1	0.7	<0.5	0.01
DUP 1473397	QC	49.8	0.5	0.07	<0.005	<1	<0.5	<0.5	0.01
1473431	Drill Core	18.7	0.2	0.07	<0.005	<1	<0.5	<0.5	0.03
DUP 1473431	QC	18.9	0.2	<0.05	<0.005	<1	<0.5	<0.5	0.04
Reference Materials									
STD DS11	Standard								0.24
STD DS11	Standard								0.26
STD DS11	Standard								0.22

This report supersedes all previous preliminary and final reports with this file number dated prior to the date on this certificate. Signature indicates final approval; preliminary reports are unsigned and should be used for reference only.

BUREAU VERITAS
MINERAL LABORATORIES
Canada

www.bureauveritas.com/um

Bureau Veritas Commodities Canada Ltd.
9050 Shaughnessy St Vancouver British Columbia V6P 6E5 Canada
PHONE (604) 253-3158

Client: **Goldstrike Resources Ltd.**
1010 - 1130 West Pender St.
Vancouver British Columbia V6E 4A4 Canada

Project: LUC
Report Date: October 18, 2018

QUALITY CONTROL REPORT WHI18000586.1

		WGHT	FA350	MA200	MA200	MA200	MA200	MA200	MA200	MA200	MA200	MA200	MA200	MA200	MA200	MA200	MA200	MA200	MA200	MA200	MA200
		Wgt	Au	Mo	Cu	Pb	Zn	Ag	Ni	Co	Mn	Fe	As	U	Th	Sr	Cd	Sb	Bi	V	Ca
		kg	ppb	ppm	ppm	ppm	ppm	ppm	ppm	ppm	ppm	%	ppm	ppm	ppm	ppm	ppm	ppm	ppm	ppm	%
		0.01	2	0.1	0.1	0.1	1	0.1	0.1	0.2	1	0.01	1	0.1	0.1	1	0.1	0.1	0.1	1	0.01
STD OREAS25A-4A	Standard			2.3	32.0	23.7	38	<0.1	41.9	7.5	478	6.42	10	2.7	15.9	45	<0.1	0.7	0.3	160	0.26
STD OREAS25A-4A	Standard			2.7	33.1	25.3	44	<0.1	45.9	8.0	474	6.52	12	2.9	15.9	51	<0.1	0.7	0.3	170	0.31
STD OREAS25A-4A	Standard			2.3	36.1	25.3	46	<0.1	39.5	7.4	486	6.41	7	2.9	16.7	45	0.3	0.6	0.4	155	0.31
STD OREAS25A-4A	Standard			2.0	33.1	24.4	47	<0.1	43.5	7.4	481	6.31	9	2.7	14.1	48	0.1	0.6	0.5	148	0.27
STD OREAS45E	Standard			2.6	793.1	19.2	45	0.3	487.4	60.9	568	25.45	17	2.6	14.1	18	<0.1	1.0	0.3	339	0.07
STD OREAS45E	Standard			2.5	777.0	18.4	45	0.3	493.7	60.5	592	24.30	18	2.5	13.4	18	<0.1	1.1	0.3	352	0.08
STD OREAS45E	Standard			2.5	760.8	19.9	47	0.3	449.8	63.8	578	24.36	15	2.7	13.3	16	<0.1	1.1	0.3	311	0.07
STD OREAS45EA	Standard																				
STD OREAS45EA	Standard																				
STD OREAS45EA	Standard																				
STD OREAS45E	Standard			2.6	795.2	18.2	48	0.3	506.0	61.4	590	24.42	16	2.5	12.5	18	<0.1	1.1	0.4	336	0.08
STD OXC145	Standard		211																		
STD OXC145	Standard		214																		
STD OXC145	Standard		225																		
STD OXC145	Standard		212																		
STD OXH139	Standard		1294																		
STD OXH139	Standard		1290																		
STD OXH139	Standard		1273																		
STD DS11 Expected																					
STD OREAS25A-4A Expected				2.55	33.9	25.2	44.4		45.8	8.2	470	6.6	9.94	2.94	15.8	48.5		0.67	0.35	157	0.309
STD OREAS45E Expected				2.4	780	18.2	46.7	0.311	454	57	570	24.12	16.3	2.41	12.9	15.9	0.06	1	0.28	322	0.065
STD OXC145 Expected			212																		
STD OXH139 Expected			1312																		
BLK	Blank		<2																		
BLK	Blank			<0.1	<0.1	<0.1	<1	<0.1	<0.1	<0.2	<1	<0.01	<1	<0.1	<0.1	<1	<0.1	<0.1	<0.1	<1	<0.01
BLK	Blank			<0.1	0.1	<0.1	<1	<0.1	<0.1	<0.2	<1	<0.01	<1	<0.1	<0.1	<1	<0.1	<0.1	<0.1	<1	<0.01
BLK	Blank			<0.1	0.2	<0.1	<1	<0.1	<0.1	<0.2	<1	<0.01	<1	<0.1	<0.1	<1	<0.1	<0.1	<0.1	<1	<0.01
BLK	Blank																				
BLK	Blank																				

This report supersedes all previous preliminary and final reports with this file number dated prior to the date on this certificate. Signature indicates final approval; preliminary reports are unsigned and should be used for reference only.

BUREAU VERITAS
MINERAL LABORATORIES
Canada

www.bureauveritas.com/um

Bureau Veritas Commodities Canada Ltd.
9050 Shaughnessy St Vancouver British Columbia V6P 6E5 Canada
PHONE (604) 253-3158

Client: **Goldstrike Resources Ltd.**
1010 - 1130 West Pender St.
Vancouver British Columbia V6E 4A4 Canada

Project: LUC
Report Date: October 18, 2018

QUALITY CONTROL REPORT WHI18000586.1

		MA200 P % 0.001	MA200 La ppm 0.1	MA200 Cr ppm 1	MA200 Mg % 0.01	MA200 Ba ppm 1	MA200 Ti % 0.001	MA200 Al % 0.01	MA200 Na % 0.001	MA200 K % 0.01	MA200 W ppm 0.1	MA200 Zr ppm 0.1	MA200 Ce ppm 1	MA200 Sn ppm 0.1	MA200 Y ppm 0.1	MA200 Nb ppm 0.1	MA200 Ta ppm 0.1	MA200 Be ppm 1	MA200 Sc ppm 1	MA200 Li ppm 0.1	MA200 S % 0.1
STD OREAS25A-4A	Standard	0.045	20.1	106	0.32	142	0.851	8.66	0.121	0.46	1.7	143.9	45	3.8	9.6	18.7	1.3	<1	12	35.6	<0.1
STD OREAS25A-4A	Standard	0.052	22.7	110	0.35	165	0.968	8.74	0.134	0.51	2.0	161.6	50	4.3	11.4	21.3	1.6	<1	14	42.2	<0.1
STD OREAS25A-4A	Standard	0.043	24.0	104	0.36	148	0.918	9.12	0.131	0.48	1.9	146.8	46	3.7	10.6	18.3	1.4	<1	12	38.2	<0.1
STD OREAS25A-4A	Standard	0.048	19.6	105	0.31	145	0.841	8.69	0.136	0.47	1.7	145.3	45	3.5	10.0	18.0	1.3	1	12	35.6	<0.1
STD OREAS45E	Standard	0.035	10.8	1060	0.16	264	0.541	7.11	0.059	0.37	0.9	97.0	24	1.6	8.0	6.1	0.5	<1	101	6.5	<0.1
STD OREAS45E	Standard	0.032	10.9	1044	0.17	265	0.550	6.96	0.060	0.37	1.0	102.1	25	1.4	8.0	6.2	0.5	<1	101	7.8	<0.1
STD OREAS45E	Standard	0.030	12.6	980	0.17	274	0.530	6.92	0.058	0.31	1.1	97.5	24	1.3	8.3	6.0	0.5	<1	91	6.8	<0.1
STD OREAS45EA	Standard																				
STD OREAS45EA	Standard																				
STD OREAS45EA	Standard																				
STD OREAS45E	Standard	0.033	10.7	1085	0.16	256	0.528	6.97	0.062	0.35	1.0	98.3	24	1.2	7.9	6.3	0.6	<1	95	7.4	<0.1
STD OXC145	Standard																				
STD OXC145	Standard																				
STD OXC145	Standard																				
STD OXC145	Standard																				
STD OXH139	Standard																				
STD OXH139	Standard																				
STD OXH139	Standard																				
STD DS11 Expected																					
STD OREAS25A-4A Expected		0.048	21.8	115	0.327	147	0.977	8.87	0.134	0.482	2	155	48.9	4.06	10.5	20.9	1.5	0.93	13.7	36.7	0.047
STD OREAS45E Expected		0.034	11	979	0.156	252	0.559	6.78	0.059	0.324	1.07	97	23.5	1.32	8.28	6.8	0.54		93	6.58	0.046
STD OXC145 Expected																					
STD OXH139 Expected																					
BLK	Blank																				
BLK	Blank	<0.001	<0.1	<1	<0.01	<1	<0.001	<0.01	<0.001	<0.01	<0.1	<0.1	<1	<0.1	<0.1	<0.1	<0.1	<1	<1	<0.1	<0.1
BLK	Blank	<0.001	<0.1	<1	<0.01	<1	<0.001	<0.01	<0.001	<0.01	<0.1	<0.1	<1	<0.1	<0.1	<0.1	<0.1	<1	<1	<0.1	<0.1
BLK	Blank	<0.001	<0.1	2	<0.01	<1	<0.001	<0.01	<0.001	<0.01	<0.1	<0.1	<1	<0.1	<0.1	<0.1	<0.1	<1	<1	<0.1	<0.1
BLK	Blank																				
BLK	Blank																				

This report supersedes all previous preliminary and final reports with this file number dated prior to the date on this certificate. Signature indicates final approval; preliminary reports are unsigned and should be used for reference only.

BUREAU VERITAS
MINERAL LABORATORIES
Canada

www.bureauveritas.com/um

Bureau Veritas Commodities Canada Ltd.
9050 Shaughnessy St Vancouver British Columbia V6P 6E5 Canada
PHONE (604) 253-3158

Client: **Goldstrike Resources Ltd.**
1010 - 1130 West Pender St.
Vancouver British Columbia V6E 4A4 Canada

Project: LUC
Report Date: October 18, 2018

QUALITY CONTROL REPORT WHI18000586.1

		MA200 Rb ppm 0.1	MA200 Hf ppm 0.1	MA200 In ppm 0.05	MA200 Re ppm 0.005	MA200 Se ppm 1	MA200 Te ppm 0.5	MA200 Tl ppm 0.5	AQ200 Hg ppm 0.01
STD OREAS25A-4A	Standard	57.7	3.6	0.09	<0.005	2	<0.5	<0.5	
STD OREAS25A-4A	Standard	62.4	4.4	0.09	<0.005	3	<0.5	<0.5	
STD OREAS25A-4A	Standard	60.7	4.4	0.10	<0.005	3	<0.5	<0.5	
STD OREAS25A-4A	Standard	56.6	4.2	0.07	<0.005	2	<0.5	<0.5	
STD OREAS45E	Standard	22.5	2.8	0.09	<0.005	2	<0.5	<0.5	
STD OREAS45E	Standard	22.8	3.0	0.08	<0.005	4	<0.5	<0.5	
STD OREAS45E	Standard	22.5	3.0	0.06	<0.005	3	<0.5	<0.5	
STD OREAS45EA	Standard								<0.01
STD OREAS45EA	Standard								0.01
STD OREAS45EA	Standard								0.01
STD OREAS45E	Standard	22.3	2.9	0.16	<0.005	2	<0.5	<0.5	
STD OXC145	Standard								
STD OXC145	Standard								
STD OXC145	Standard								
STD OXC145	Standard								
STD OXH139	Standard								
STD OXH139	Standard								
STD OXH139	Standard								
STD DS11 Expected									0.26
STD OREAS25A-4A Expected		61	4.28	0.09		2.5		0.35	
STD OREAS45E Expected		21.2	3.11	0.099		2.97	0.1	0.15	
STD OXC145 Expected									
STD OXH139 Expected									
BLK	Blank								
BLK	Blank	0.2	<0.1	<0.05	<0.005	<1	<0.5	<0.5	
BLK	Blank	0.4	<0.1	<0.05	<0.005	<1	<0.5	<0.5	
BLK	Blank	0.1	<0.1	<0.05	<0.005	2	<0.5	<0.5	
BLK	Blank								<0.01
BLK	Blank								<0.01

This report supersedes all previous preliminary and final reports with this file number dated prior to the date on this certificate. Signature indicates final approval; preliminary reports are unsigned and should be used for reference only.

BUREAU VERITAS
MINERAL LABORATORIES
Canada

www.bureauveritas.com/um

Bureau Veritas Commodities Canada Ltd.

9050 Shaughnessy St Vancouver British Columbia V6P 6E5 Canada
PHONE (604) 253-3158

Client: **Goldstrike Resources Ltd.**
1010 - 1130 West Pender St.
Vancouver British Columbia V6E 4A4 Canada

Project: LUC
Report Date: October 18, 2018

QUALITY CONTROL REPORT WHI18000586.1

		WGHT	FA350	MA200	MA200	MA200	MA200	MA200	MA200	MA200	MA200	MA200	MA200	MA200	MA200	MA200	MA200	MA200	MA200	MA200	MA200
		Wgt	Au	Mo	Cu	Pb	Zn	Ag	Ni	Co	Mn	Fe	As	U	Th	Sr	Cd	Sb	Bi	V	Ca
		kg	ppb	ppm	ppm	ppm	ppm	ppm	ppm	ppm	ppm	%	ppm	ppm	ppm	ppm	ppm	ppm	ppm	ppm	%
		0.01	2	0.1	0.1	0.1	1	0.1	0.1	0.2	1	0.01	1	0.1	0.1	1	0.1	0.1	0.1	1	0.01
BLK	Blank																				
BLK	Blank			<0.1	0.1	<0.1	<1	<0.1	0.1	<0.2	<1	<0.01	<1	<0.1	<0.1	<1	<0.1	<0.1	<0.1	<1	<0.01
BLK	Blank		<2																		
BLK	Blank		<2																		
BLK	Blank		<2																		
BLK	Blank		<2																		
BLK	Blank		<2																		
BLK	Blank		<2																		
Prep Wash																					
ROCK-WHI	Prep Blank		<2	2.5	8.5	2.8	253	<0.1	1.4	4.5	708	2.06	3	1.2	3.1	192	1.9	0.1	<0.1	38	1.52
ROCK-WHI	Prep Blank		<2	1.2	8.6	2.8	92	<0.1	1.0	4.6	751	2.15	2	1.2	2.9	196	0.4	0.1	<0.1	40	1.58

This report supersedes all previous preliminary and final reports with this file number dated prior to the date on this certificate. Signature indicates final approval; preliminary reports are unsigned and should be used for reference only.

BUREAU VERITAS
MINERAL LABORATORIES
Canada

www.bureauveritas.com/um

Bureau Veritas Commodities Canada Ltd.

9050 Shaughnessy St Vancouver British Columbia V6P 6E5 Canada
PHONE (604) 253-3158

Client: **Goldstrike Resources Ltd.**
1010 - 1130 West Pender St.
Vancouver British Columbia V6E 4A4 Canada

Project: LUC
Report Date: October 18, 2018

QUALITY CONTROL REPORT WHI18000586.1

		MA200 P % 0.001	MA200 La ppm 0.1	MA200 Cr ppm 1	MA200 Mg % 0.01	MA200 Ba ppm 1	MA200 Ti % 0.001	MA200 Al % 0.01	MA200 Na % 0.001	MA200 K % 0.01	MA200 W ppm 0.1	MA200 Zr ppm 0.1	MA200 Ce ppm 1	MA200 Sn ppm 0.1	MA200 Y ppm 0.1	MA200 Nb ppm 0.1	MA200 Ta ppm 0.1	MA200 Be ppm 1	MA200 Sc ppm 1	MA200 Li ppm 0.1	MA200 S % 0.1
BLK	Blank																				
BLK	Blank	<0.001	<0.1	<1	<0.01	<1	<0.001	<0.01	0.005	<0.01	<0.1	<0.1	<1	<0.1	<0.1	<0.1	<0.1	<1	<1	<0.1	<0.1
BLK	Blank																				
BLK	Blank																				
BLK	Blank																				
BLK	Blank																				
BLK	Blank																				
BLK	Blank																				
Prep Wash																					
ROCK-WHI	Prep Blank	0.040	13.2	3	0.58	839	0.208	6.70	3.540	1.61	0.3	51.0	25	0.8	16.4	5.6	0.4	1	7	2.6	0.1
ROCK-WHI	Prep Blank	0.042	11.5	4	0.58	837	0.223	6.76	3.692	1.70	0.3	54.6	23	0.8	16.6	5.8	0.4	1	7	1.9	<0.1

This report supersedes all previous preliminary and final reports with this file number dated prior to the date on this certificate. Signature indicates final approval; preliminary reports are unsigned and should be used for reference only.

BUREAU VERITAS
MINERAL LABORATORIES
Canada

www.bureauveritas.com/um

Bureau Veritas Commodities Canada Ltd.

9050 Shaughnessy St Vancouver British Columbia V6P 6E5 Canada
PHONE (604) 253-3158

Client: **Goldstrike Resources Ltd.**
1010 - 1130 West Pender St.
Vancouver British Columbia V6E 4A4 Canada

Project: LUC
Report Date: October 18, 2018

QUALITY CONTROL REPORT WHI18000586.1

		MA200 Rb ppm 0.1	MA200 Hf ppm 0.1	MA200 In ppm 0.05	MA200 Re ppm 0.005	MA200 Se ppm 1	MA200 Te ppm 0.5	MA200 Tl ppm 0.5	AQ200 Hg ppm 0.01
BLK	Blank								<0.01
BLK	Blank	0.2	<0.1	<0.05	<0.005	<1	<0.5	<0.5	
BLK	Blank								
BLK	Blank								
BLK	Blank								
BLK	Blank								
BLK	Blank								
BLK	Blank								
Prep Wash									
ROCK-WHI	Prep Blank	35.3	1.6	0.06	<0.005	1	<0.5	<0.5	0.02
ROCK-WHI	Prep Blank	34.7	1.8	<0.05	<0.005	<1	<0.5	<0.5	<0.01

This report supersedes all previous preliminary and final reports with this file number dated prior to the date on this certificate. Signature indicates final approval; preliminary reports are unsigned and should be used for reference only.

Appendix VIII: Drill Sections

Contents

- Monte Carlo Drill Plan Section
- DDLS-18-01, DDLS-18-02, and DDLS-18-06
- DDLS-18-03 and DDLS-18-05
- DDLS-18-04
- DDLS-18-07 and DDLS-18-09
- DDLS-18-08
- DDLS-18-10 and DDLS-18-11

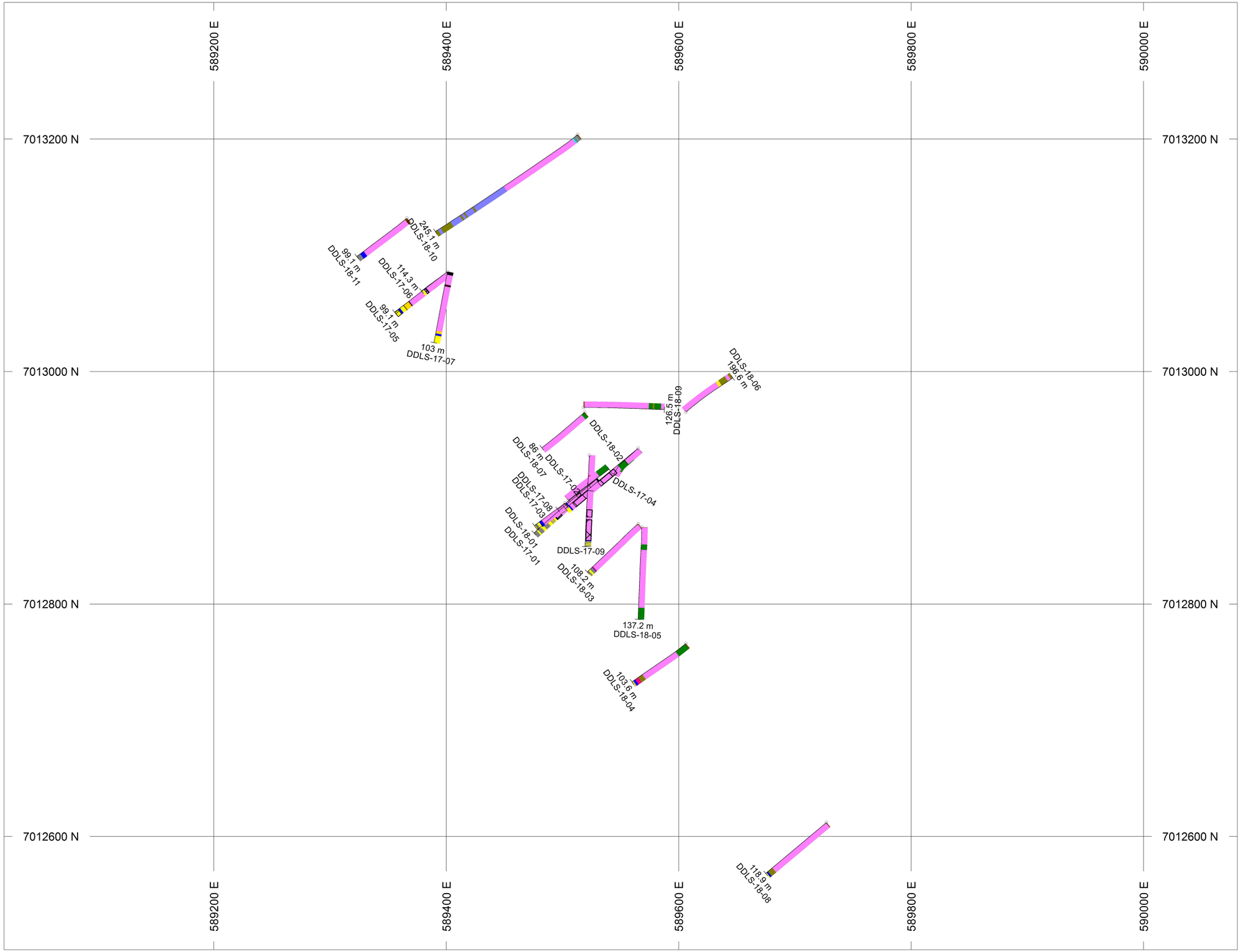

GOLDSTRIKE RESOURCES LTD TSX.V:GSR

ROCK CODES Rock_Code_1	PAT	LABEL	PAT	LABEL
		BX		FP
		BXOG		FROG
		CLBSH		M
		OG		No Sample
		QV		QPC
		QVBX		S/W
		S		SHR
		W		W/SS
		W/S		DOG
		Casing		FMV+OG
		FMV		OB

PLAN SPECS:

REF. PT. E, N	589600 m	7013000 m
EXTENTS	1061 m	815.2 m

SCALE 1 : 3500

(m)

-20 0 20 40 60 80 100

NAD83 / UTM zone 7N

Luckystrike Resources Ltd.

Monte Carlo Project

Drill Plan Map - 2018

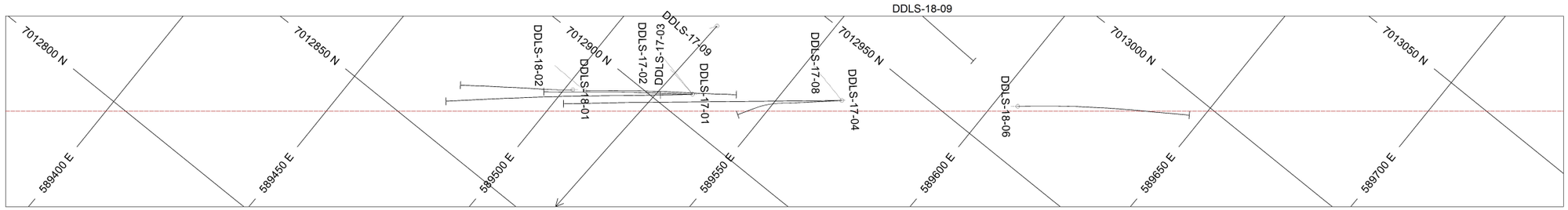

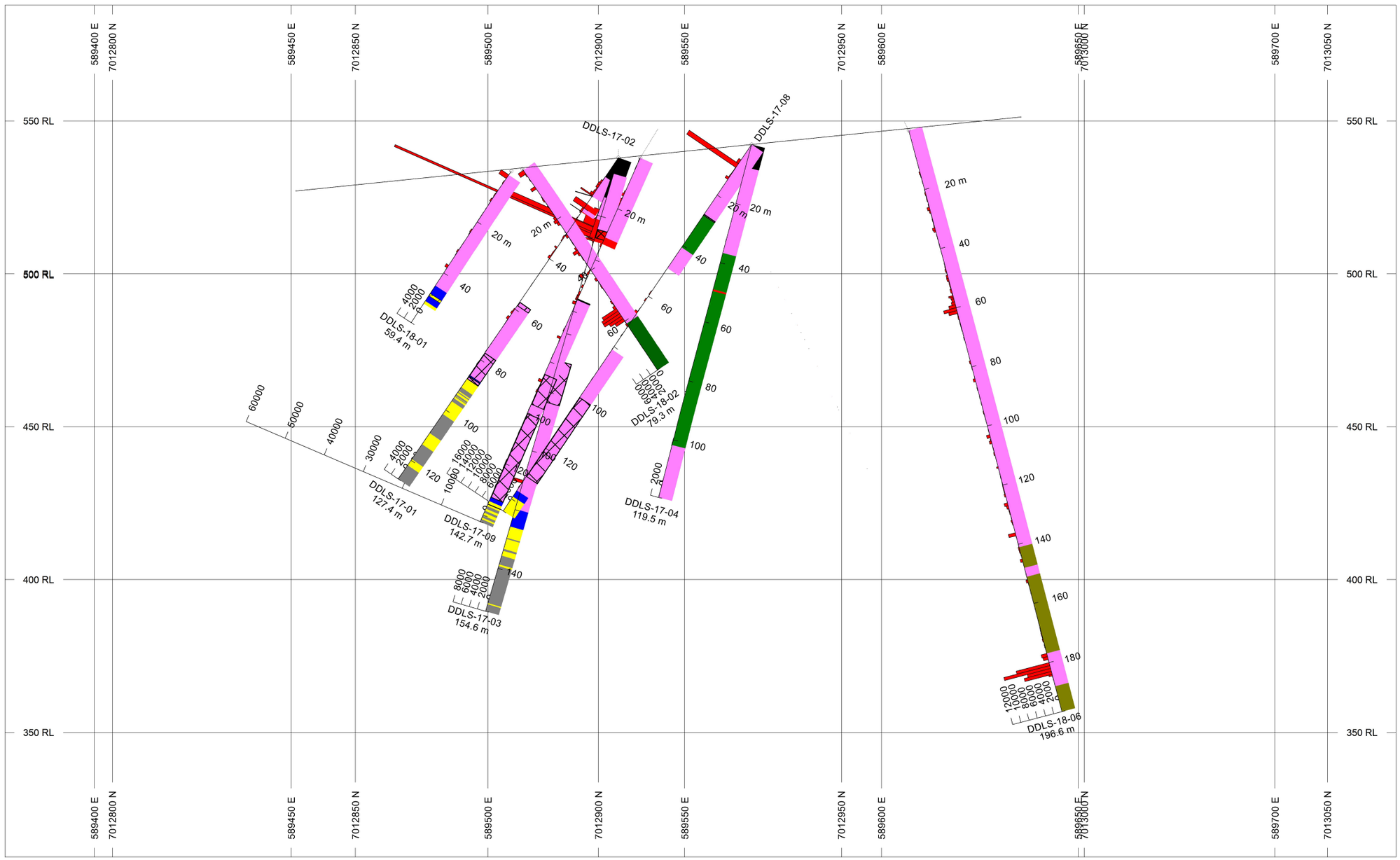

HOLES PLOTTED

TOTAL 10

DDLS-17-01	DDLS-17-02	DDLS-17-03
DDLS-17-04	DDLS-17-08	DDLS-17-09
DDLS-18-01	DDLS-18-02	DDLS-18-06
DDLS-18-09		

GOLDSTRIKE RESOURCES LTD TSX.V:GSR

BAR GRAPHS	L/R	COL
Final_Au_ppb	L	

ROCK CODES Rock_Code_1	PAT	LABEL	DESCRIPTION
		BX	Breccia
		BXOG	Brecciated Orthogneiss
		CLBSH	Chlorite-Biotite Schist
		OG	Orthogneiss
		QV	Quartz Vein
		QVBX	Quartz Vein Breccia
		S	Siltstone
		W	Wacke
		Casing	
		FMV	Felsic Metavolcanic
		QPC	Quartz-Pebble Congl.
		SHR	Shear

SECTION SPECS:

REF. PT. E, N	589554 m	7012921 m
EXTENTS	454.8 m	278.6 m
SECTION TOP, BOT	587.9 m	309.2 m
TOLERANCE +/-	42.7 m	

SCALE 1 : 1500

(m)

-10 0 10 20 30 40 50

NAD83 / UTM zone 7N

AZIMUTH = 51°

N W E S

Luckystrike Resources Ltd.

Monte Carlo Project

DDLS-18-01, 02, and 06

Looking 321 Az.

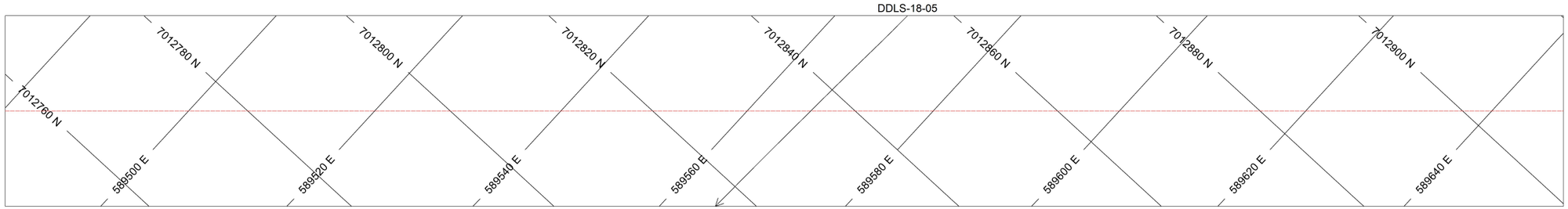

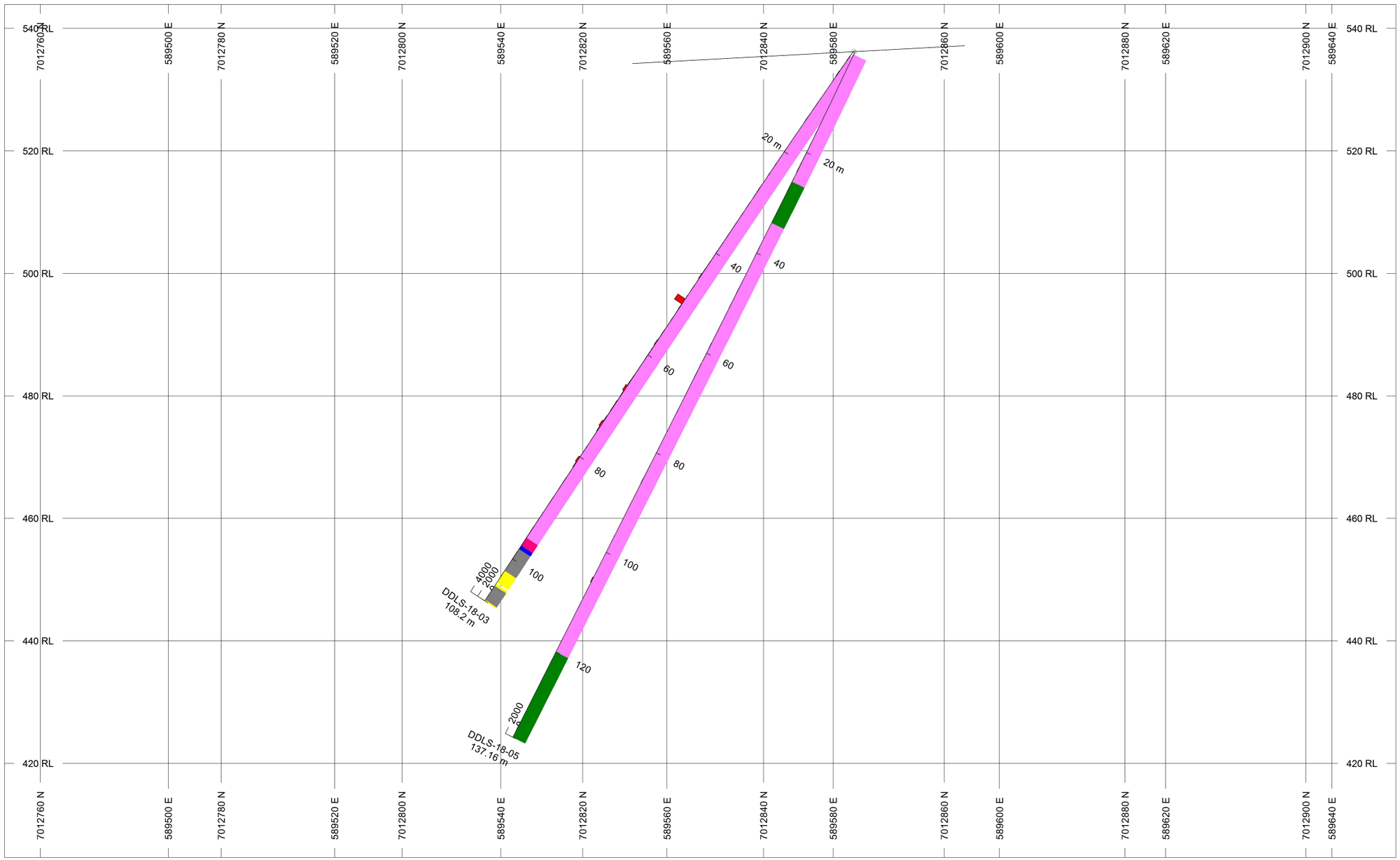

HOLES PLOTTED

TOTAL 2

DDLS-18-03 DDLS-18-05

GOLDSTRIKE RESOURCES LTD TSX.V:GSR

BAR GRAPHS	L/R	COL
Final_Au_ppb	L	

ROCK CODES	PAT	LABEL	DESCRIPTION
Rock_Code_1		CLBSH	Chlorite-Biotite Schist
		OG	Orthogneiss
		S	Siltstone
		W	Wacke
		FP	Felsic Porphyry
		SHR	Shear

SECTION SPECS:

REF. PT. E, N	589564 m	7012833 m
EXTENTS	227.4 m	139.3 m
SECTION TOP, BOT	543.9 m	404.6 m
TOLERANCE +/-	38.85 m	

SCALE 1 : 750

(m)

-5 0 5 10 15 20 25

NAD83 / UTM zone 7N

AZIMUTH = 47.4°

N W E S

Luckystrike Resources Ltd.

Monte Carlo Project

DDLS-18-03 and DDLS-18-05

Looking 317 Az.

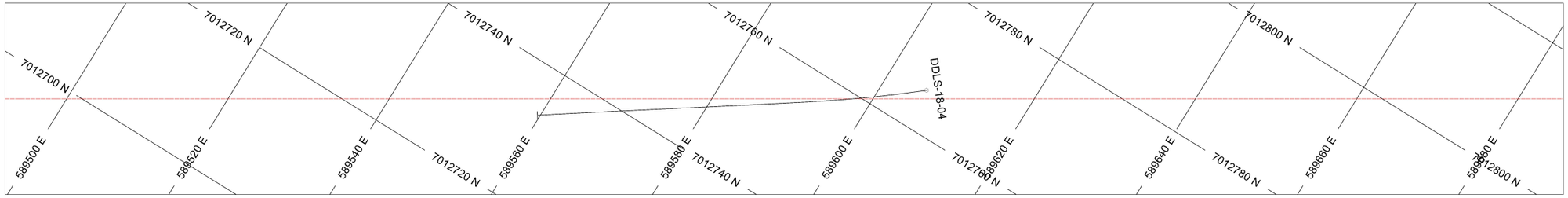

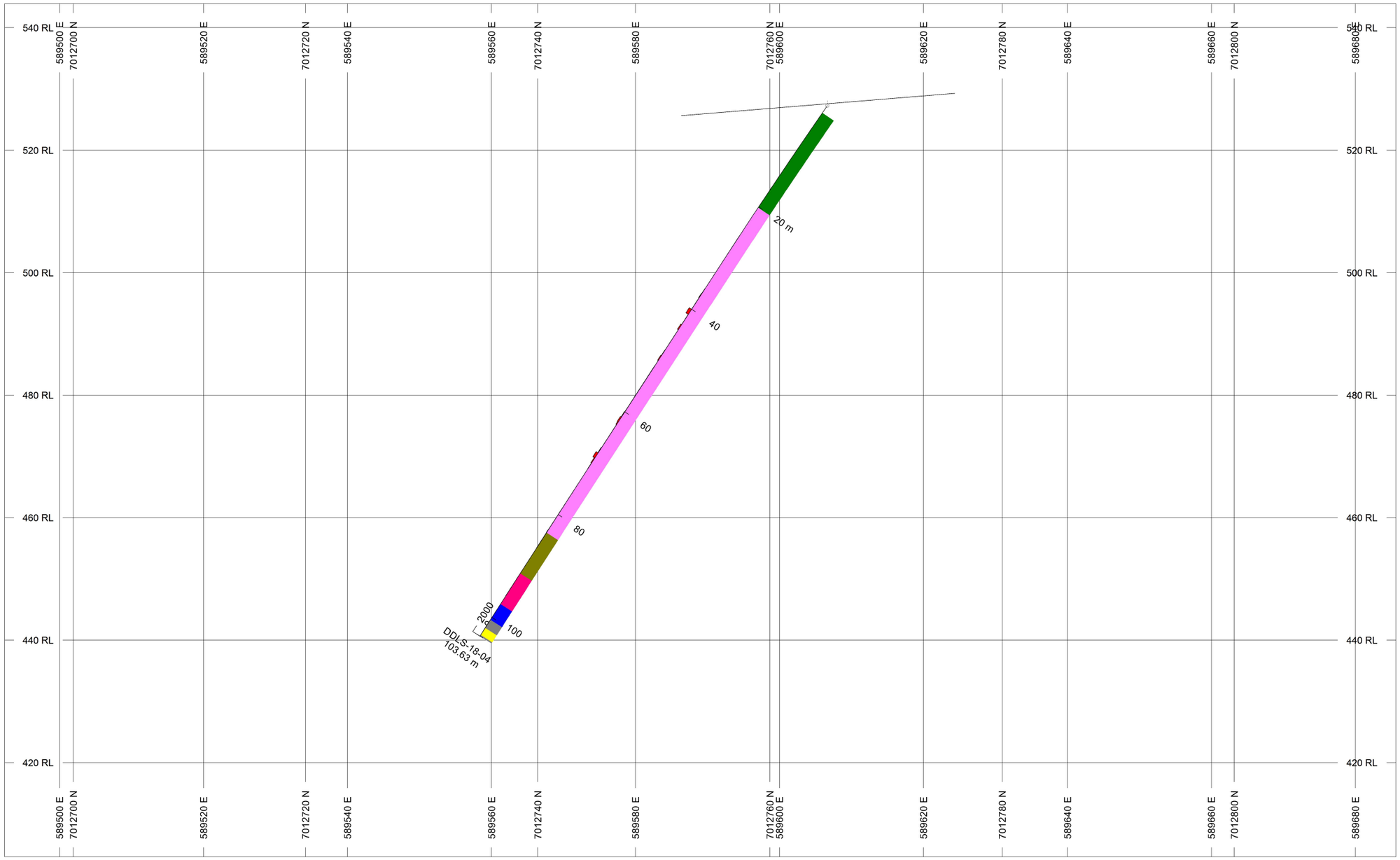

HOLES PLOTTED

TOTAL 1

DDLS-18-04

GOLDSTRIKE RESOURCES LTD TSX.V:GSR

BAR GRAPHS	L/R	COL
Final_Au_ppb	L	

ROCK CODES	PAT	LABEL	DESCRIPTION
Rock_Code_1		CLBSH	Chlorite-Biotite Schist
		OG	Orthogneiss
		S	Siltstone
		W	Wacke
		FMV	Felsic Metavolcanic
		FP	Felsic Porphyry
		SHR	Shear

SECTION SPECS:

REF. PT. E, N	589589 m	7012754 m
EXTENTS	227.4 m	139.3 m
SECTION TOP, BOT	543.9 m	404.6 m
TOLERANCE +/-	17.1 m	

SCALE 1 : 750

(m)

-5 0 5 10 15 20 25

NAD83 / UTM zone 7N

AZIMUTH = 58.2°

N W E S

Luckystrike Resources Ltd.

Monte Carlo Project

DDLS-18-04

Looking 328 Az.

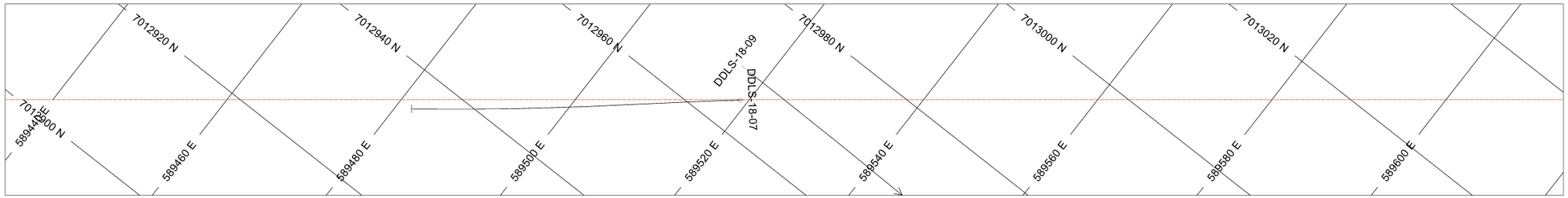

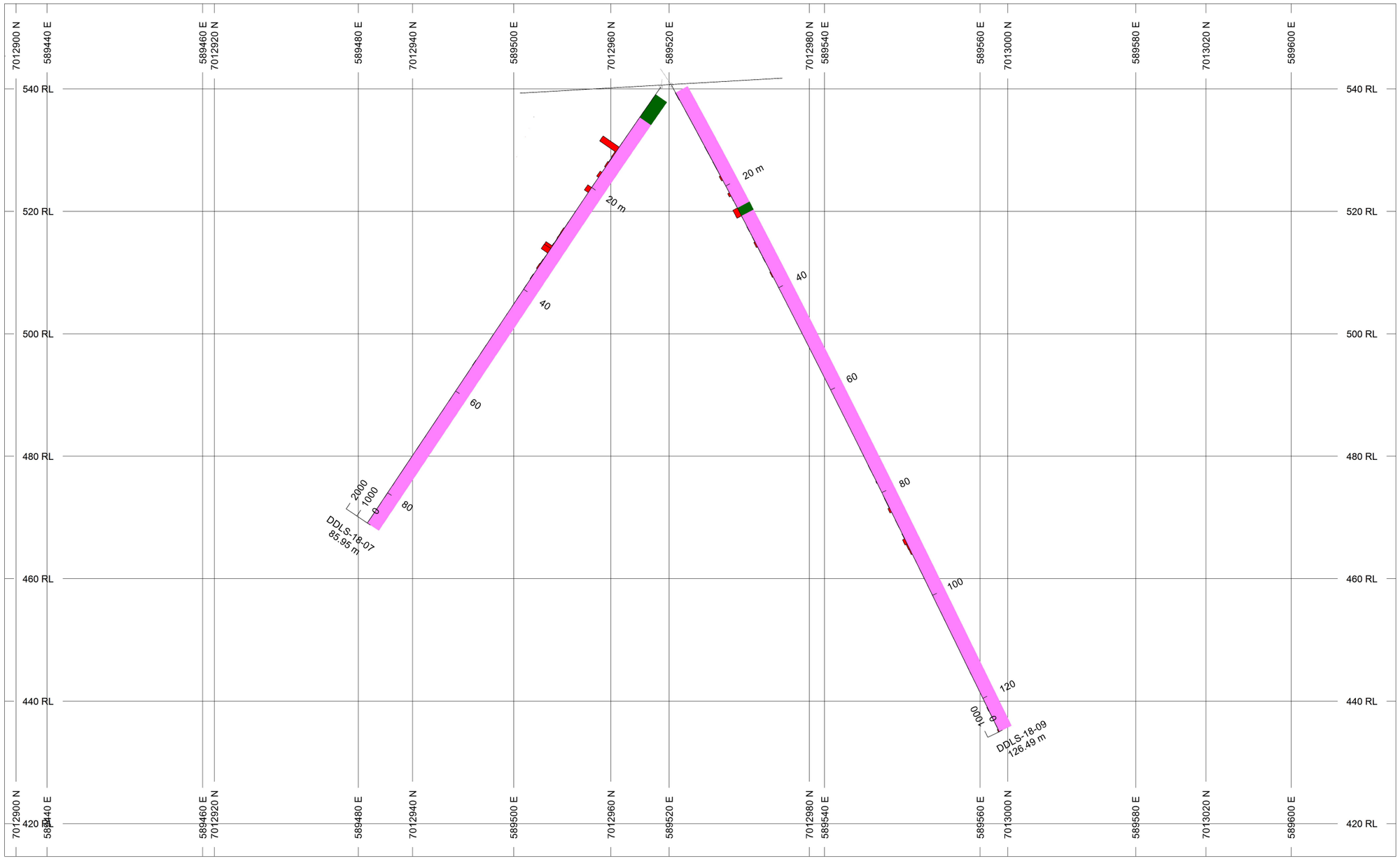

HOLES PLOTTED

TOTAL 3

DDLS-17-09 DDLS-18-07 DDLS-18-09

GOLDSTRIKE RESOURCES LTD TSX.V:GSR

BAR GRAPHS	L/R	COL
Final_Au_ppb	L	

ROCK CODES Rock_Code_1	PAT	LABEL	DESCRIPTION
		BX	Breccia
		BXOG	Brecciated Orthogneiss
		OG	Orthogneiss
		QV	Quartz Vein
		QVBX	Quartz Vein Breccia
		S	Siltstone
		W	Wacke
		CHBSH	Chlorite-Biotite Schist
		SHR	Shear

SECTION SPECS:

REF. PT. E, N	589524 m	7012969 m
EXTENTS	227.4 m	139.3 m
SECTION TOP, BOT	553.9 m	414.6 m
TOLERANCE +/-	45.1 m	

SCALE 1 : 750

(m)

-5 0 5 10 15 20 25

NAD83 / UTM zone 7N

AZIMUTH = 51.9°

N W E S

Luckystrike Resources Ltd.

Monte Carlo Project

DDLS-18-07 and DDLS-18-09

Looking 321.9 Az.

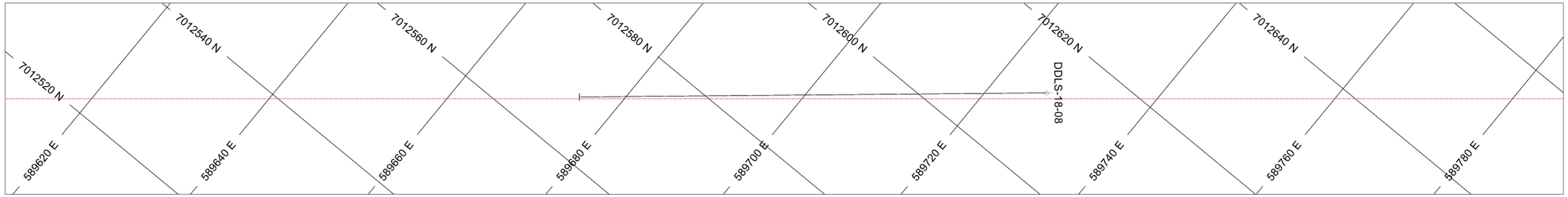

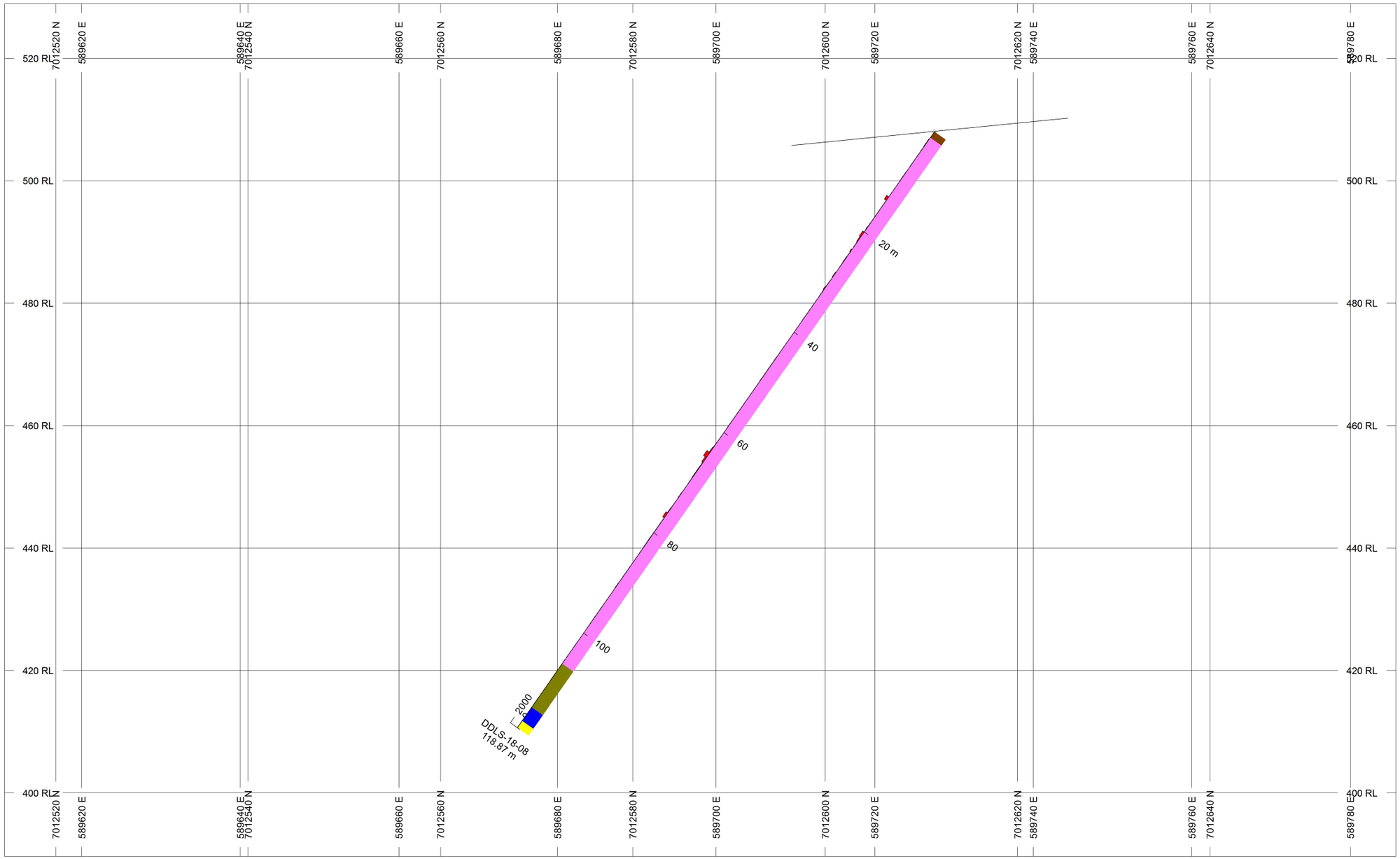

HOLES PLOTTED

TOTAL 1

DDLS-18-08

GOLDSTRIKE RESOURCES LTD TSX.V:GSR

BAR GRAPHS	L/R	COL
Final_Au_ppb	L	

ROCK CODES	PAT	LABEL	LABEL
Rock_Code_1		OG	Orthogneiss
		W	Wacke
		FMV	Felsic Metavolcanics
		SHR	Shear
		OB	Overburden

SECTION SPECS:

REF. PT. E, N	589698 m	7012587 m
EXTENTS	227.4 m	139.3 m
SECTION TOP, BOT	528.9 m	389.6 m
TOLERANCE +/-	20.45 m	

SCALE 1 : 750

(m)

-5 0 5 10 15 20 25

NAD83 / UTM zone 7N

AZIMUTH = 50.5°

N W E S

Luckystrike Resources Ltd.

Monte Carlo Project

DDLS-18-08

Looking 320.5 Az.

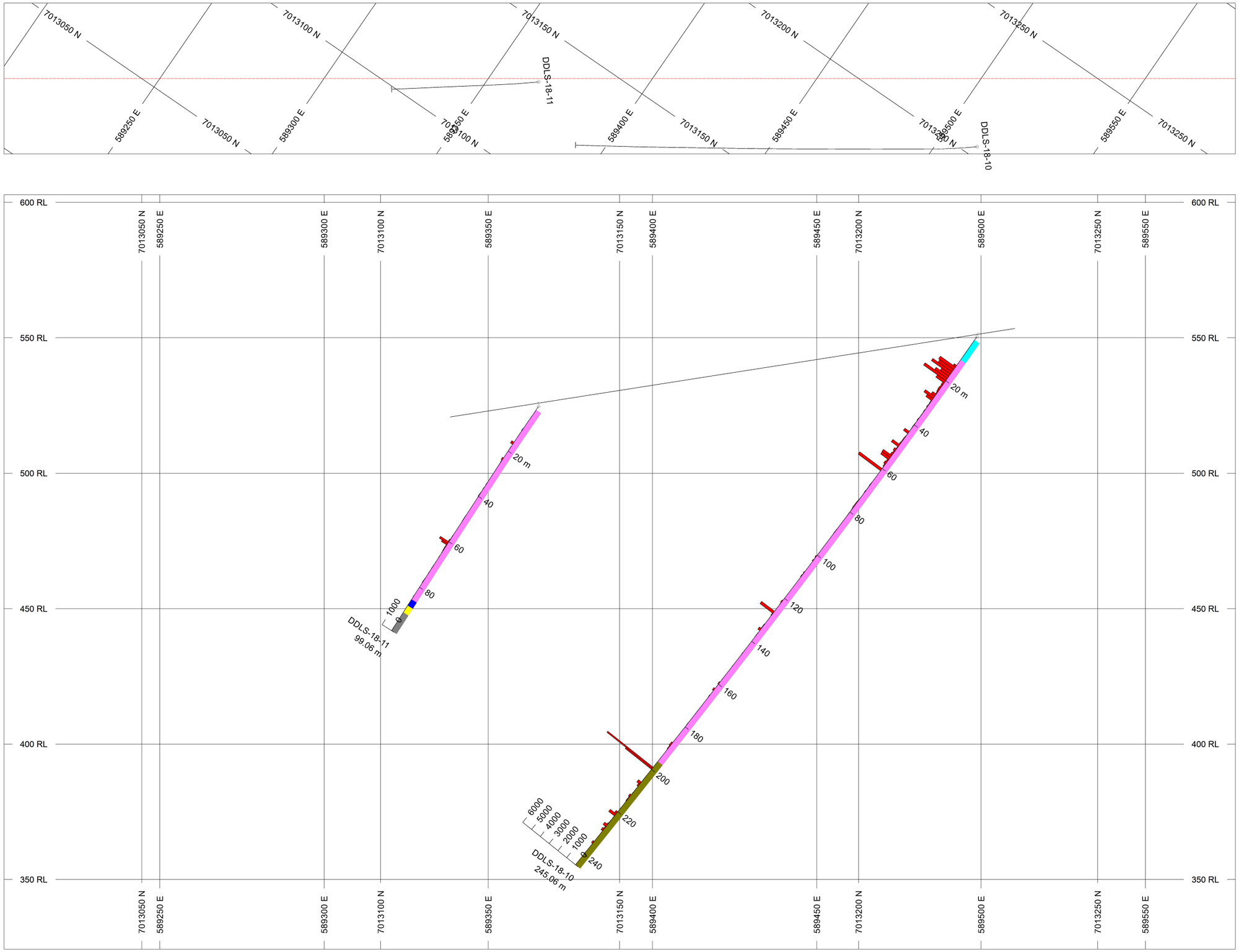

HOLES PLOTTED

TOTAL 2

DDLS-18-10 DDLS-18-11

GOLDSTRIKE RESOURCES LTD TSX.V:GSR

BAR GRAPHS	L/R	COL
Final_Au_ppb	L	

ROCK CODES	PAT	LABEL	DESCRIPTION
Rock_Code_1		OG	Orthogneiss
		S	Siltstone
		W	Wacke
		FMV	Felsic Metavolcanic
		M	Marble
		SHR	Shear

SECTION SPECS:

REF. PT. E, N	589390 m	7013150 m
EXTENTS	454.8 m	278.6 m
SECTION TOP, BOT	602.9 m	324.2 m
TOLERANCE +/-	32.1 m	

SCALE 1 : 1500

(m)

-10 0 10 20 30 40 50

NAD83 / UTM zone 7N

AZIMUTH = 55.5°

N W E S

Luckystrike Resources Ltd.

Monte Carlo Project

DDLS-18-10 and DDLS-18-11

Looking 325 Az.